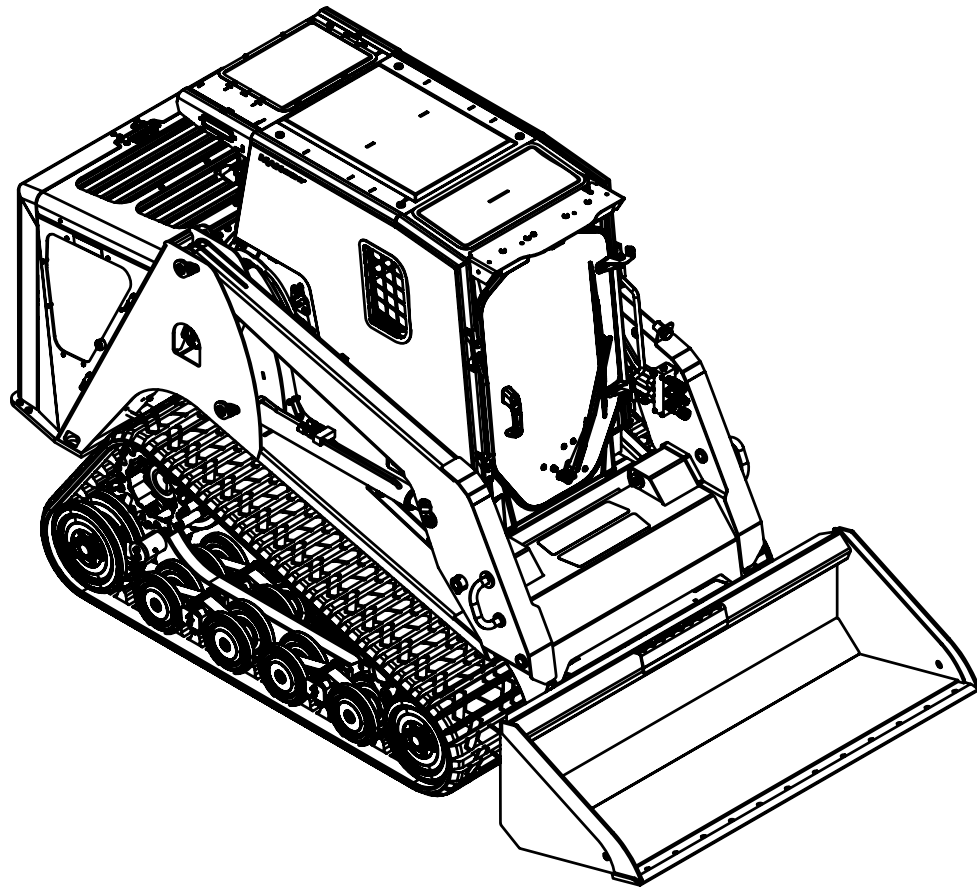


Master Parts Manual

Compact Track Loader



RT-75 / RT-75 HD

Max Series

Part Number: 0405-074
Printed: 9/20

Table of Contents

1. **Service Parts**
 - 1-1 General Service Items / Lubricants
 - 1-2 Component Service Items / Harnesses
 - 1-3 Harnesses
2. **Fuel/Engine**
 - 2-1 Fuel Tank
 - 2-2 Diesel Engine
 - 2-3 Intake/Exhaust
 - 2-4 Cooling System
 - 2-5 HD Cooling System
3. **Hydraulic Components**
 - 3-1 Hydraulic Reservoir
 - 3-2 Lift Arm Control Valve
 - 3-3 Pilot Generation / Control Blocks
 - 3-4 Hydraulic Cylinders-Lift Arm / Tilt
 - 3-5 Auxiliary Lift Arm Tubes
 - 3-6 Hydraulic Pilot / Filtration
 - 3-7 Hydraulic Drive Assembly
 - 3-8 Hydraulic Auxiliary High Flow
 - 3-9 Hydraulic Auxiliary Low Flow
 - 3-10 Ride Control
 - 3-11 Bucket Positioning
4. **Electrical**
 - 4-1 Rear View Camera
 - 4-2 Battery
 - 4-3 Harnesses
 - 4-4 Fuse Panel
 - 4-5 Exterior Lights
5. **Undercarriage**
 - 5-1 Axles / Track
 - 5-2 Drive Table RT
 - 5-3 Drive Table LT
 - 5-4 Undercarriage RT
 - 5-5 Undercarriage LT
6. **Mainframe**
 - 6-1 Chassis
 - 6-2 Hood Assembly
 - 6-3 HD Guarding
 - 6-4 HD Brush Guard
7. **Cab / Heating / Air Conditioning**
 - 7-1 Cab
 - 7-2 Cab Interior / Headliners
 - 7-3 Armrests / Fixed
 - 7-4 Armrests / Adjustable
 - 7-5 Glass Door
 - 7-6 Poly Door (HD standard)
 - 7-7 Wiper / Washer Assembly
 - 7-8 Suspension Seat / Seatbelts
 - 7-9 Standard Seat / Seatbelts
 - 7-10 HVAC - Cab (optional)
 - 7-11 HVAC - Engine (optional)
 - 7-12 Ductwork (optional)
8. **Working Equipment**
 - 8-1 Lift Arms
 - 8-2 Quick Attach- Manual
 - 8-3 Quick Attach- Hydraulic (optional)
9. **Graphics / Safety Decals**
 - 9-1 ISO Safety Decals
 - 9-2 Machine Graphics ASV (incl. HD)
10. **Kits**
 - 10-1 Kits

* Parts manuals are updated frequently. To ensure current parts information, always refer to the latest version of this manual (posted online, consult your dealer).

NOTE: Ordering parts that are painted requires a specific part number format. Please refer to page II of this manual for paint code and ordering information.

Painted Service Parts

ordering guidelines

Compact Track and Skid Steer Loaders are available in various colors and nomenclatures (brands / model names). **Paint color needs to be specified when ordering painted components.** When ordering painted components, inform the support representative of the brand and model name of your machine before selecting the proper color from the list below. The support representative should be able to assist you in finding the correct one based on your machine's **VIN number**. This should help to identify the original machine configuration and nomenclature.

***Note:** Not all colors are available on all components. Available colors are limited to those considered “standard” on your particular machine and component(s). Please do not attempt to order non-standard colors for your machine as the order will not be fulfilled until corrected.

The color codes are to be referenced as a suffix to the part number of the component you are requesting, for example: 0000-000-GRN (indicating a green part).

The following is a list of available colors.

<u>Color</u>	<u>Color Code:</u>
BLACK	BLK (ALL MODELS)
YELLOW	YEY (ASV)
WHITE	WHT (TEREX)
GREEN	GRN (SUNBELT)
GRAY	GRY (TEE)
ORANGE	ORN (ASPLUNDH)

Chapter 1

Service Parts

1-1 General Service Items / Lubricants

1-2 Component Service Items / Harnesses

1-3 Harnesses

* Parts manuals are updated frequently. To ensure current parts information, always refer to the latest version of this manual (posted online, consult your dealer).

GENERAL SERVICE ITEMS & LUBRICANTS

NOTE: Please refer to your Operators Manual for proper fluid usage and fluid capacity.

<u>ITEM</u>	<u>DESCRIPTION</u>	<u>PART NUMBER</u>
-Engine Oil Filter	Filter, Engine Oil	3030-300
-Primary Air Filter	Filter, Primary Air	3030-302
-Secondary Air Filter	Filter, Secondary Air	3030-303
-Fuel Filter	Filter, Fuel, Primary	3030-288
-Fuel / Water separator Filter	Filter, Fuel, Secondary	3030-289
-Fan Belt	Belt, Fan	3030-305
-A/C Belt	Belt, A/C	3030-112
250 Hour Service Kit	Kit, 250 hr	0404-866
500 Hour Service Kit	Kit, 500 hr	0404-867
ASV ELITE 5W-40 HD Full Synthetic Engine Oil	1 Gallon	0090-796
ASV ELITE 5W-40 HD Full Synthetic Engine Oil	55 Gallon Drum	0090-797
ASV ELITE ZF 46 MV Hydraulic Oil	5 Gallons	0090-798
ASV ELITE ZF 46 MV Hydraulic Oil	55 Gallon Drum	0090-799
ASV ELITE Green Grease	1 Tube	0090-800

HYDRAULIC SERVICE ITEMS & LUBRICANTS

<u>ITEM</u>	<u>DESCRIPTION</u>	<u>PART NUMBER</u>
Hydraulic Charge Oil Filter	Filter, Hydraulic Charge	0404-161
Case Drain Oil Filter	Filter, Hydraulic Case Drain	2046-286
Hydraulic, Filter	Filter, Hydraulic	3030-314

<u>O-RING</u>	<u>PART NUMBER</u>
-# 4, Flat Face Type	2055-196
-# 6, Flat Face Type	0310-285
-# 8, Flat Face Type	0310-286
-# 10, Flat Face Type	0310-287
-# 12, Flat Face Type	0310-288
-# 16, Flat Face Type	0310-289
-# 20, Flat Face Type	0310-290
-# 24, Flat Face Type	0201-479
-# 4, ORB Type	0314-366
-# 6, ORB Type	0310-619
-# 8, ORB Type	0307-353
-# 10, ORB Type	0310-620
-# 12, ORB Type	0310-621
-# 16, ORB Type	0307-354
-# 20, ORB Type	0310-832

COMPONENT SERVICE ITEMS

Hydraulic Cylinders S/N: valid from 04000

- Bucket/Tilt RH P/N: 3030-452
- RH-Q/A P/N: 2046-317
- Bucket/Tilt LH P/N: 3030-451
- LH-Q/A P/N: 2046-316
- Lift-Arm P/N: 3030-450

<u>ITEM</u>	<u>DESCRIPTION</u>	<u>PART NUMBER</u>
-Kit,Seal,Bucket/Tilt Cylinder	Fits Cylinder (P/N:3030-451 / 3030-452)	3030-573
-Rod,Bucket/Tilt Cylinder	Fits Cylinder (P/N:3030-451 / 3030-452)	3030-569
-End Gland,Bucket/Tilt Cylinder	Fits Cylinder (P/N:3030-451 / 3030-452)	3030-568
-Piston, Bucket/Tilt Cylinder	Fits Cylinder (P/N:3030-451 / 3030-452)	3030-570
-Body, Bucket/Tilt Cylinder	Fits Cylinder (P/N:3030-452)	3030-571
-Body, Bucket/Tilt Cylinder	Fits Cylinder (P/N:3030-451)	3030-574
-Rod End Bushing (1 per cyl.)	Fits Cylinder (P/N:3030-451 / 3030-452)	3030-572
-Base End Bushing (2 per cyl.)	Fits Cylinder (P/N:3030-451 / 3030-452)	3030-566
-Nut	Fits Cylinder (P/N:3030-451 / 3030-452)	3030-564
-Kit,Seal,Lift Arm Cylinder	Fits Cylinder (P/N:3030-450)	3030-567
-End Gland,Lift Arm Cylinder	Fits Cylinder (P/N:3030-450)	3030-560
-Rod,Lift Arm Cylinder	Fits Cylinder (P/N:3030-450)	3030-561
-Piston	Fits Cylinder (P/N:3030-450)	3030-562
-Nut,Lift Arm Cylinder	Fits Cylinder (P/N:3030-450)	3030-564
-Body, Lift Arm Cylinder	Fits Cylinder (P/N:3030-450)	3030-563
-Rod End Bushing (2 per cyl.)	Fits Cylinder (P/N:3030-450)	3030-565
-Base End Bushing (2 per cyl.)	Fits Cylinder (P/N:3030-450)	3030-566
-Kit,Seal,Q/A Cylinder	Fits Cylinder (P/N:2046-316 / 2046-317)	2076-292

HARNESSES

<u>ITEM</u>	<u>LOCATION</u>	<u>PART NUMBER</u>
RELAY,LATCHING, DR72	Cab	0201-323
HARNESS,SWITCH,SEAT	Cab	0304-662
HARNESS,JUMPER,QA	Cab	2015-042
JUMPER, RIDE CONTROL, 4-PIN	Cab	2015-070
HARNESS, SIDE LIGHTS	Cab	2017-914
HARNESS, 3/9 PIN DIAGNOSTIC JUMPER	Cab	2017-268
HARNESS, WIPER WASHER JUMPER	Door	2017-311
HARNESS, THROTTLE MODULE BYPASS	Chassis	2017-317
MODULE, DUAL THROTTLE CONTROLLER	Chassis	2017-318
HARNESS, CAB	Cab	2017-320
CABLE, CAMERA, 5M EXTENSION	Chassis	2017-900
HARNESS, CONDENSER	Condenser	2017-907
HARNESS, FOOT THROTTLE JUMPER	Footwell	2017-913
MODULE RESISTOR 2x1000 ohm	Cab	2076-201
JUMPER TBAP	Engine Compartment	2096-214
CABLE HEATER RELAY CUMMINS	Engine Compartment	2096-229
HARNESS HYDRAULIC FAN	Engine Compartment	2096-504
CABLE BATTERY POSITIVE	Engine Compartment	3030-060
NEGATIVE BATTERY CABLE	Engine Compartment	3030-061
STRAP GROUND	Engine Compartment	3030-262
INTAKE AIR HEATER CABLE	Engine Compartment	3030-276
HARNESS, FAN JUMPER 2	Engine Compartment	3030-436
HARNESS CABLE RED	Engine Compartment	3030-458
HARNESS CABLE RED	Engine Compartment	3030-459
HARNESS, CHASSIS	Chassis	3030-473
HARNESS, HOOD	Hood	3030-474
HARNESS AUX LOADER 80	Loader	7000-117
DECAL, FUSE PANEL, CAB	Cab	0404-918
DECAL, MAXI FUSE PANEL, RT-75	Chassis	0404-919
DECAL, FUSE PANEL RT-75	Chassis	0404-920

Chapter 2

Fuel / Engine

2-1 Fuel Tank

RT-75 Serial # valid from - 04000 **2-1A**

2-2 Diesel Engine

RT-75 Serial # valid from - 04000 **2-2A**

2-3 Intake / Exhaust

RT-75 Serial # valid from - 04000 **2-3A**

2-4 Cooling System

RT-75 Serial # valid from - 04000 **2-4A**

2-5 Cooling System RT-75 HD

RT-75 Serial # valid from - 04000 **2-5A**

*** Parts manuals are updated frequently. To ensure current parts information, always refer to the latest version of this manual (posted online, consult your dealer).**

NOTE: Ordering parts that are painted requires a specific part number format. Please refer to page II of this manual for paint code and ordering information

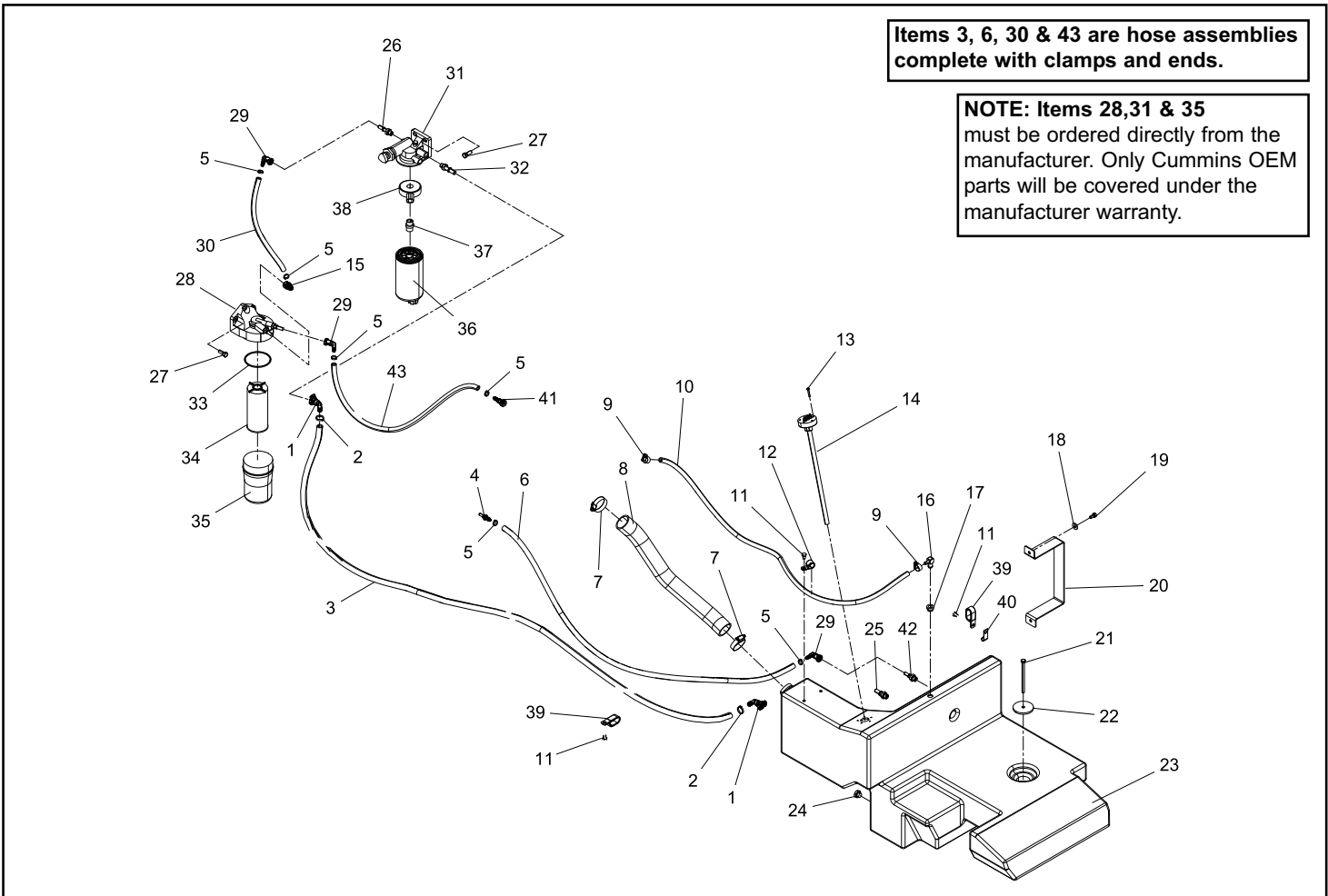
FUEL TANK

RT-75 valid from 04000

Chapter 2

REF. NO.	PART NUMBER	QTY.	DESCRIPTION
1	0316-012	2	FITTING QC FEMALE 12MM X 1/2 BARB, 90°
2	0316-013	2	CLAMP 19.4 TO 22.6 MM
3	3030-180	1	HOSE, -8, 75 PSI, 25.5"
4	0316-017	1	FITTING STRAIGHT MALE 8MM TO 3/8" HOSE BARB
5	0316-014	6	CLAMP 14.5 TO 17.0 MM STEPLESS EAR CLAMP
6	3030-177	1	HOSE, -6, 200 PSI, 60"
7	0303-096	2	CLAMP,HOSE,2.0",HI-TORQUE
8	3000-494	1	HOSE,FILL,FUEL
9	0315-101	2	CLAMP, HOSE, #6
10	3030-181	1	HOSE, -6, 200 PSI, 58"
11	8102-219	4	CAPSCREW,HH
12	0310-466	1	CLAMP,WIRE,3/4 RBC-3/4
13	0090-023	5	SCREW PH 10-32 x 1.25 ZN
14	3030-132	1	FUEL SENDER 16.5" STRAIGHT
15	0316-019	1	FITTING QC FEMALE 9.49MM X 3/8 BARB 90
16	0090-501	1	ADAPTER, INSERT, 3/8", 90°
17	0090-101	1	GROMMET RUBBER LG 1/2" FUEL
18	8050-282	2	WASHER,WROUGHT,3/8,STD,ZN
19	8102-220	2	CAPSCREW,HH,3/8-16x0.75",GD8
20	3030-149	1	WLMT. FUEL TANK BAND
21	8102-237	1	CAPSCREW,HH,3/8-16UNCx5.5 GD8,
22	3000-433	1	PLATE 1/4" WASHER TANK
23	3000-330	1	RESERVIOR FUEL PT85
24	7012-294	1	PLUG 16MM
25	7012-215	1	FITTING M16-1.5 X 12.00MM
26	7012-210	1	FITTING M14-1.5 X 10.00MM
27	8102-222	4	CAPSCREW,HH,3/8-16 UNCx1.0,GD8,ZN
28	SEE NOTE		
29	0316-011	3	FITTING QC FEMALE 9.89MM X 3/8 BARB, 90°
30	3030-178	1	ASM, 3/8 FUEL LINE, WS TO FILTER
31	SEE NOTE		
32	7012-211	1	FITTING M14-1.5 X 12.00MM
33	3030-373	1	O-RING, FILTER HEAD, CUMMINS
34	3030-288	1	FILTER FUEL PRIMARY
35	SEE NOTE		
36	3030-289	1	FILTER FUEL SECONDARY
37	3030-371	1	THREADED INSERT, WATER SEPERATOR
38	3030-370	1	HEATER FUEL, WATER SEPERATOR, CUMMINS
39	2045-661	2	CLAMP, P, TWIN, 3/4"
40	0090-473	2	J CLAMP 1/2"

REF. NO.	PART NUMBER	QTY.	DESCRIPTION
41	0316-020	1	FITTING QC FEMALE 7.89MM X 3/8 BARB STRAIGHT
42	7012-214	1	FITTING M16-1.5 X 10.00MM
43	3030-179	1	HOSE, -6, 200 PSI, 31.61"

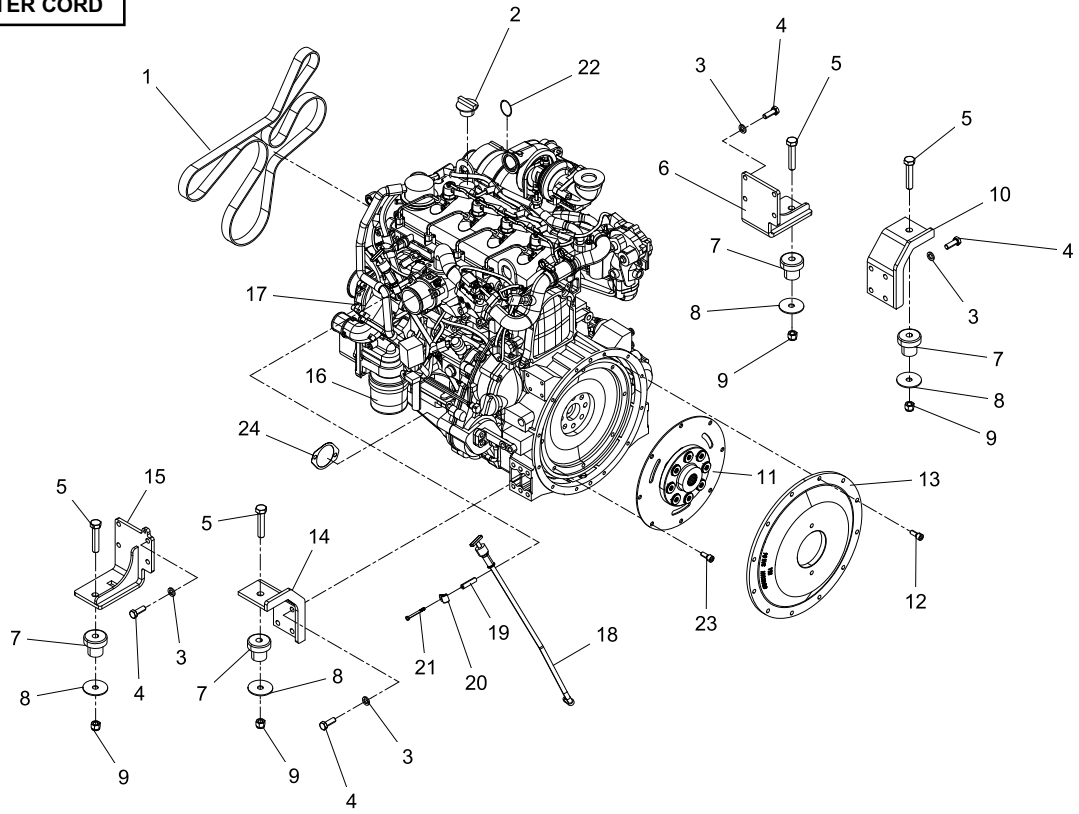


Items 3, 6, 30 & 43 are hose assemblies complete with clamps and ends.

NOTE: Items 28,31 & 35 must be ordered directly from the manufacturer. Only Cummins OEM parts will be covered under the manufacturer warranty.

REF. NO.	PART NUMBER	QTY.	DESCRIPTION	REF. NO.	PART NUMBER	QTY.	DESCRIPTION
1	3030-305	1	BELT				
2	3030-379	1	CAP, OIL				
3	2035-597	16	WASHER WROUGHT .531 x .886 x 0118 HARD ZN				
4	0300-525	16	CAPSCREW,HH,GR10.9 M12 x 35MM 39207				
5	8102-561	4	CAPSCREW,HH,5/8-11UNCx3,GD8				
6	3030-137	1	WLMT,ENGINE MOUNT, 2.9 REAR RH				
7	0201-315	4	MOUNT,MOTOR,RUBBER				
8	0201-409	4	WASHER,MNT,MOTOR				
9	8040-726	4	NUT,HEX,NYLOCK,5/8-11 UNC,ZN				
10	3030-200	1	WLMT, LOWER LH, ENGINE M2				
11	3030-047	1	COUPLING PLATE, SAE #10, 8 BOLT,HEAVY DUTY				
12	0314-237	12	CAPSCREW,SOC,M10x1.5x25MM GD 12.9				
13	3030-048	1	BELL HOUSING, SAE # 4, 1.8" OFFSET				
14	3030-201	1	WLMT, LOWER RH, ENGINE M2				
15	3030-138	1	WLMT,ENGINE MOUNT, 2.9 REAR RH				
16	3030-300	1	FILTER, OIL				
17	3030-050	1	ENGINE CUMMINS QSF 2.8 74 HP,TIER IV				
18	3030-411	1	OIL DIPSTICK, CUMMINS 20 mm				
19	3030-268	1	SPACER STICK DIP				
20	0310-464	1	CLAMP,WIRE,1/2 RBC-1/2				
21	0402-349	1	CAPSCREW,HH,M6x1.0x65MM,ZN				
22	3030-350	1	O RING				
23	0090-489	8	CAPSCREW SOC M10x1.5x20mm GRADE 12.9				
24	0302-322	1	GASKET,PTO 68-G04				

Optional block heater and cord
 3030-157 - BLOCK HEATER ASM
 3030-311 - BLOCK HEATER CORD

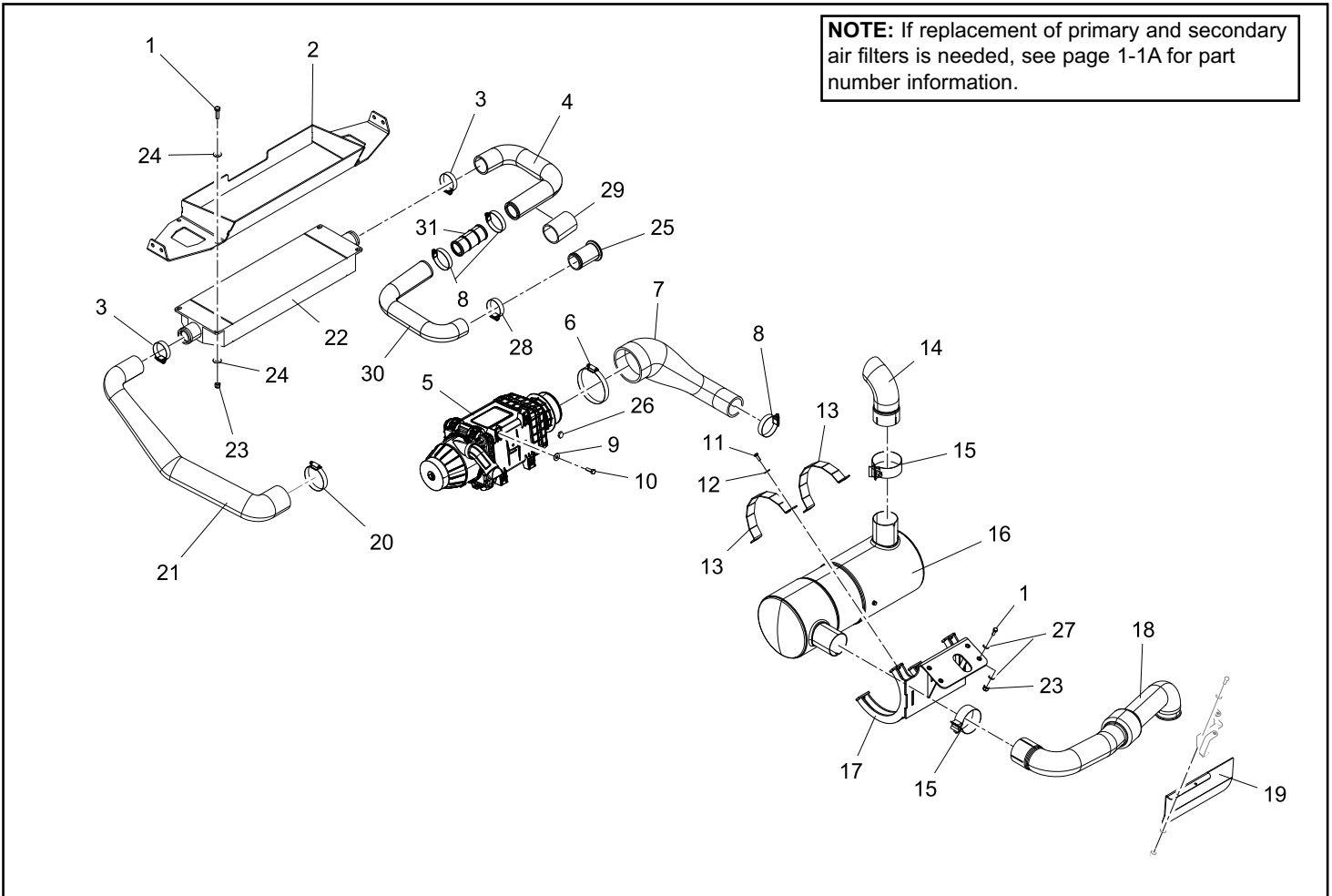


INTAKE / EXHAUST

RT-75 valid from 04000

Chapter 2

REF. NO.	PART NUMBER	QTY.	DESCRIPTION	REF. NO.	PART NUMBER	QTY.	DESCRIPTION
1	8102-224	8	CAPSCREW,HH,3/8-16UNCx1.25,GD8,ZN				
2	3030-175	1	CAC SHROUD				
3	0315-156	2	CLAMP, SMART SEAL, #288				
4	3020-503	1	HOSE, CAC, B				
5	3030-219	1	AIR CLEANER, 2.8 CUMMINS (SEE NOTE)				
6	2045-558	1	CLAMP HOSE 3.75X4.625				
7	3020-352	1	PIPE, AIR CLEANER				
8	0315-106	3	CLAMP HOSE #36 (1-3/4 - 2-3/4)				
9	8050-262	4	WASHER,WROUGHT,5/16,STD,ZN				
10	0300-211	4	CAPSCREW,M8 x 1.25 x 25MM LG				
11	8102-040	4	CAPSCREW,HH,1/4-20 UNCx.75,GD8 ZN				
12	8050-222	4	WASHER,WROUGHT,1/4,STD,ZN				
13	7010-677	2	PLATE, DOC MOUNT- LG UPPER BAND				
14	3000-569	1	PIPE,EXHAUST, TAILPIPE				
15	3000-641	2	CLAMP ACCUSEAL, 3" EXHAUST				
16	3030-196	1	CUMMINS DOC				
17	2018-184	1	WLMT DOC BRKT				
18	3020-254	1	WLMT, EXHAUST, TURBO TO DOC				
19	3030-193	1	HEAT SHIELD, EXHAUST PIPE				
20	0315-154	1	CLAMP, SMART SEAL, #350				
21	3020-337	1	HOSE, FORMED, CAC TO INTAKE				
22	3020-191	1	CHARGE AIR COOLER, 74 HP & BELOW				
23	8040-486	8	NUT,HEX,NYLOCK,3/8-16 UNC,ZN				
24	8050-282	8	WASHER,WROUGHT,3/8,STD,ZN				
25	3030-337	1	CAC, TUBE, 2.8 QSF				
26	0315-121	1	CAP, 1/4-18 NPT				
27	8050-262	8	WASHER,WROUGHT,5/16,STD,ZN				
28	0315-157	2	CLAMP, SMART SEAL, #262				
29	7012-337	1	SLEEVE SPLIT 2.5-6"				
30	3020-502	1	HOSE, CAC, A				
31	3020-504	1	COUPLER, HOSE				



COOLING SYSTEM

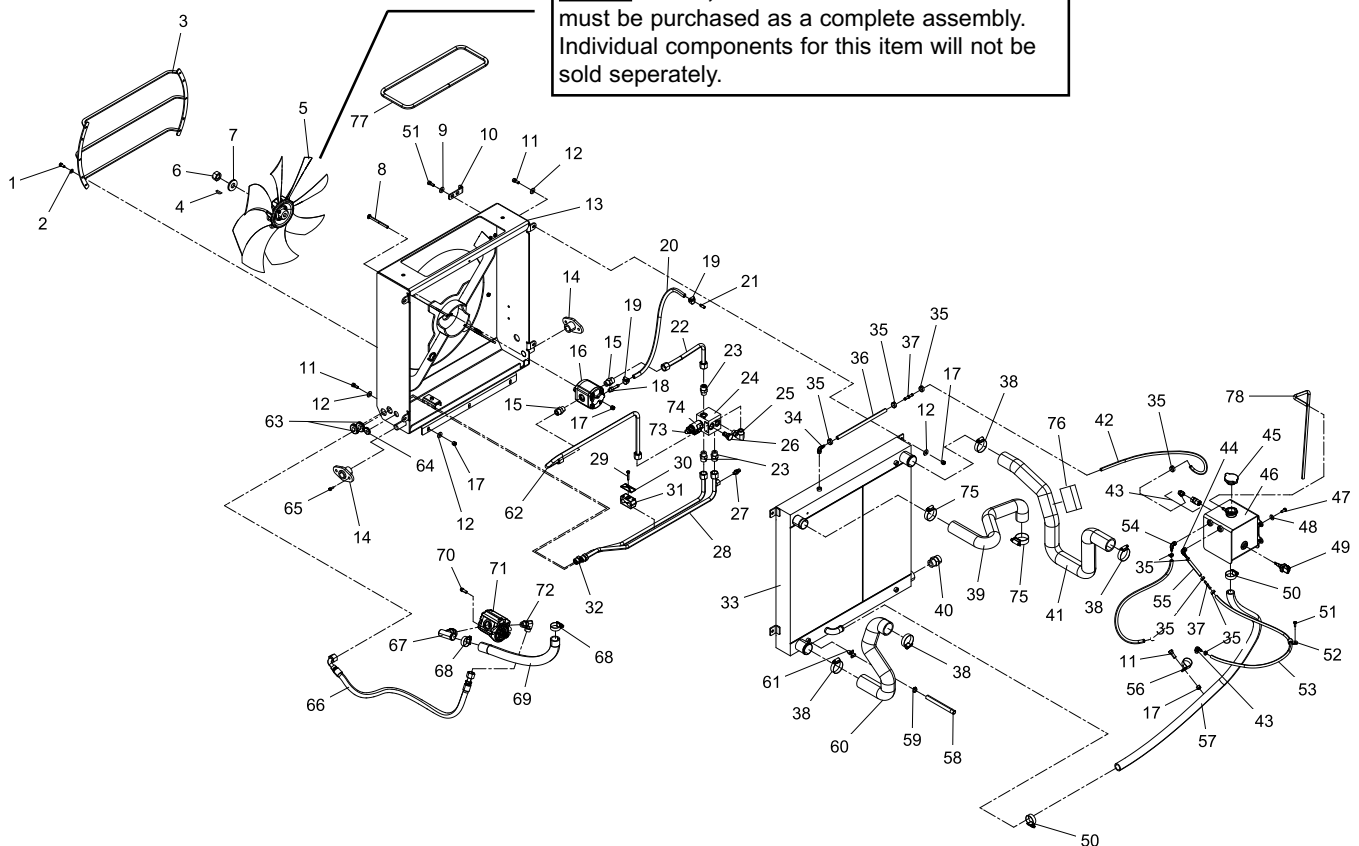
RT-75 valid from 04000

Chapter 2

REF. NO.	PART NUMBER	QTY.	DESCRIPTION
1	8102-130	4	CAPSCREW,HH 5/16-18x3/4,GR8
2	8050-247	4	WASHER,WROUGHT,5/16,SAE,ZN
3	3020-346	1	WLMT FAN GUARD
4	7071-975	1	SHEAR KEY, FAN MOTOR
5	7002-201	1	FAN 22" (SEE NOTE)
6	7071-976	1	NUT, SHAFT, FAN MOTOR
7	7071-977	1	WASHER, SHAFT, FAN MOTOR
8	2095-394	2	BOLT CARRAIGE 3/8-16 x 4.5 GRADE 8 NOTCHED
9	8050-222	4	WASHER,WROUGHT,1/4,STD,ZN
10	3030-212	2	RADIATOR MTG BKT
11	8102-222	8	CAPSCREW,HH,3/8-16 UNCx1.0,GD8,ZN
12	8050-282	7	WASHER,WROUGHT,3/8,STD,ZN
13	3020-272	1	WLMT SHROUD
14	2095-805	2	WLMT HINGE COOLER
15	0310-318	2	ADAPTER,10MFFOR-10MB
16	2095-021	1	MOTOR FAN 16CC
17	8040-486	11	NUT,HEX,NYLOCK,3/8-16 UNC,ZN
18	0201-494	1	ADAPTER,4604-06-06-0
19	0315-101	2	CLAMP, HOSE, #6
20	3020-426	1	HOSE, 20" 3/8 ID
21	3020-179	1	COOLER OIL, RADIATOR, 2.8 CUMMINS
22	3020-342	1	TUBE, HYD MOTOR B
23	0310-314	3	ADAPTER,10MFFOR-8MB
24	3000-094	1	MAIFOLD SPEED CONTROL FAN
25	0310-330	1	ADAPTER,10MFFOR-8MB-90
26	2096-015	1	VALVE CHECK FAN CONTROL
27	0314-043	1	COUPLING,PORT,TEST,MALE
28	3020-059	1	TUBE, RETURN FAN B
29	8102-045	1	CAPSCREW,HH,1/4-20x1.5"ZN GD8
30	0310-828	1	COVER, CLAMP, 3/4" TCP-T3 BEHRINGER
31	0310-733	1	INSERT,CLAMP,TWIN.75" T3075-PP T3075-PP
32	3030-058	1	TUBE, RETURN FAN A
33	3020-197	1	COOLER
34	0090-612	1	1/4" HOSE x 1/4" MALE NPT BRASS 90° ELBOW BARB
35	0316-015	11	CLAMP 10.8 TO 13.3 MM STEPLESS EAR CLAMP
36	3030-322	1	HOSE, -4 200 PSI, 9.3"
37	3020-142	1	FITTING, DEUTZ SHUNT ORIFICE
38	0315-151	4	CLAMP, SMART SEAL, #275
39	3020-338	1	HOSE, FORMED, UPPER, RADIATOR
40	0310-312	1	ADAPTER,16MFFOR-16MB

REF. NO.	PART NUMBER	QTY.	DESCRIPTION
41	3030-040	1	HOSE OIL COOLER , TANK
42	3030-321	1	HOSE
43	0315-117	1	ADAPTOR, 1/4 TO 90 COUPLER 1/4" HOSE
44	0090-612	1	E x 1/4" MALE NPT BRASS 90° ELBOW BARB
45	0304-458	1	CAP,RADIATOR
46	3020-026	1	WLMT TANK FLOW OVER
47	8102-130	4	CAPSCREW,HH 5/16-18x3/4,GR8
48	8050-262	4	WASHER,WROUGHT,5/16,STD,ZN
49	3000-623	1	SENSOR COOLANT LEVEL
50	0303-240	2	CLAMP, HOSE, #16 HI TORQUE
51	8102-040	5	CAPSCREW,HH,1/4-20 UNCx.75,GD8 ZN
52	0310-464	1	CLAMP,WIRE,1/2 RBC-1/2
53	3030-320	1	HOSE
54	0090-510	1	ADAPTER 3/8x 1/4" HOSE x NPT 90 ELBOW MALE HOSE
55	3030-319	1	HOSE
56	0090-474	1	P CLAMP 1 1/2"
57	3030-229	1	HOSE, -20, 75 PSI, 55.25"
58	3030-331	1	HOSE, 5/16 RADIATOR DRAIN 12"
59	0304-800	1	CLAMP,OVER FLOW,COOLANT ARDEN
60	3020-339	1	HOSE, FORMED, LOWER, RADIATOR
61	3030-351	1	PETCOCK
62	3020-344	1	TUBE, HYD MOTOR A
63	0090-678	2	GROMMET, 5/8" ID X 1.25"
64	2075-638	1	GROMMET WEB
65	8102-224	4	CAPSCREW,HH,3/8-16UNCx1.25,GD8,ZN
66	3000-449	1	HOSE,-10 ,10FFORX,10FFORX90, "50", 3300 PSI
67	3020-427	1	TUBE, MANIFOLD, LOWER
68	0315-150	2	CLAMP, SMART SEAL, #238
69	3020-425	1	HOSE, 29" 1.25 ID
70	2045-458	2	CAPSCREW FERRY M10 x 1.5 x 25MM
71	3100-001	1	CHARGE PUMP, 16 cc, CCW, 11 TOOTH
72	0201-668	1	ADAPTER,FS6801-10-10NW0
73	2095-528	1	CARTRIDGE
74	2095-529	1	COIL
75	0315-157	2	CLAMP, SMART SEAL, #262
76	7012-337	1	SLEEVE SPLIT 2.5-6"
77	3030-335	1	SEAL, EDGE, 90 DEGREE W/ 1.00 BULB
78	3030-329	1	HOSE,CLEAR,POLY VINYL CHLORIDE,5/16 ID

NOTE: Item 5, Part number 7002-201-22" FAN must be purchased as a complete assembly. Individual components for this item will not be sold seperately.



COOLING SYSTEM RT-75 HD

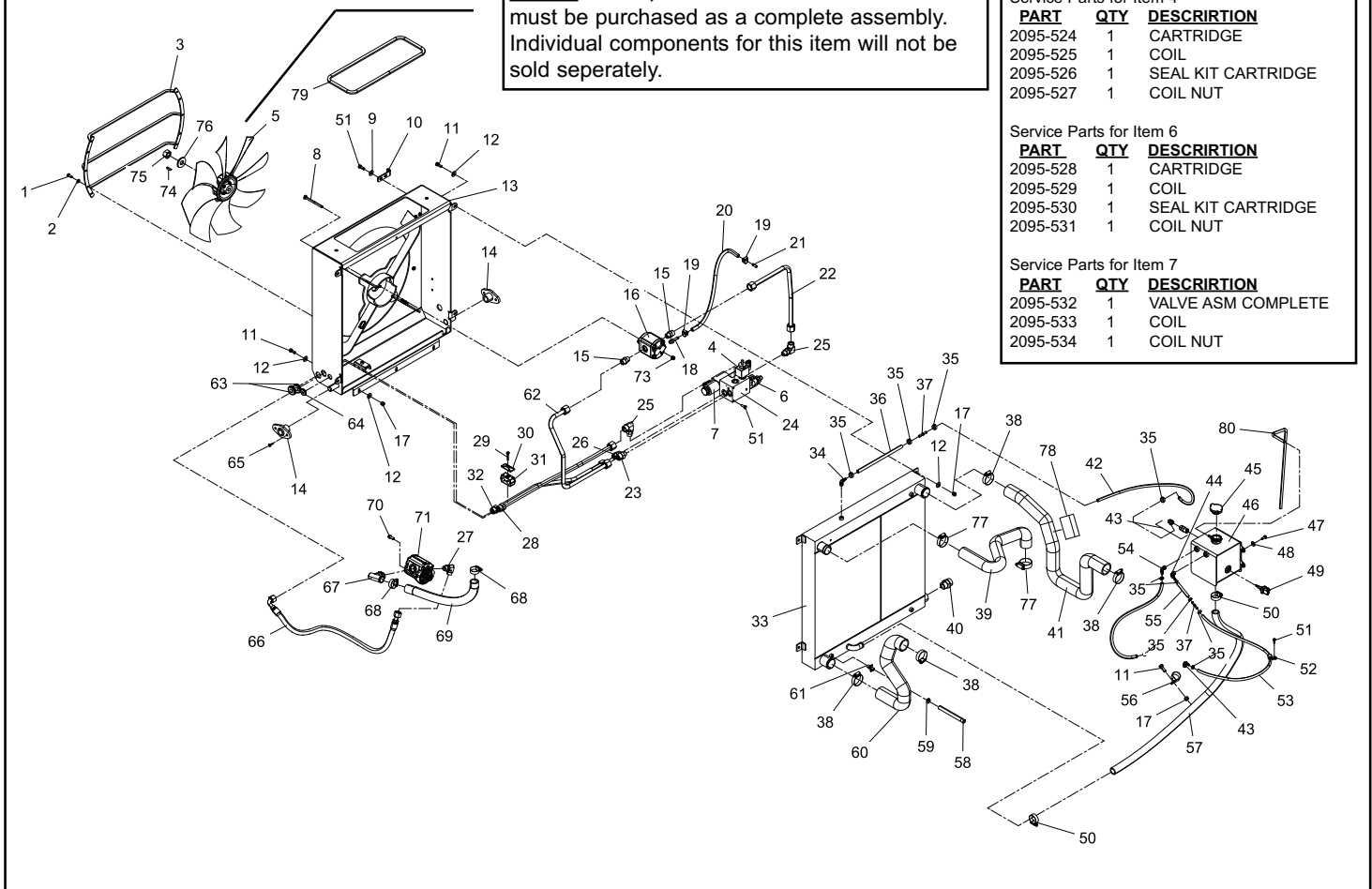
RT-75-HD valid from 04000

Chapter 2

REF. NO.	PART NUMBER	QTY.	DESCRIPTION
1	8102-130	4	CAPSCREW,HH 5/16-18x3/4,GR8
2	8050-247	4	WASHER,WROUGHT,5/16,SAE,ZN
3	3020-346	1	WLMT FAN GUARD
4	SEE NOTE		
5	7002-201	1	FAN 22" (SEE NOTE)
6	SEE NOTE		
7	SEE NOTE		
8	8102-235	2	CAPSCREW,HH,3/8-16UNCx4.5,GD8
9	8050-222	4	WASHER,WROUGHT,1/4,STD,ZN
10	3030-212	2	RADIATOR MTG BKT
11	8102-222	8	CAPSCREW,HH,3/8-16 UNCx1.0,GD8,ZN
12	8050-282	7	WASHER,WROUGHT,3/8,STD,ZN
13	3030-437	1	WLMT SHROUD
14	2095-805	2	WLMT HINGE COOLER
15	0310-318	2	ADAPTER,10MFFOR-10MB
16	2095-021	1	MOTOR FAN 16CC
17	8040-486	9	NUT,HEX,NYLOCK,3/8-16 UNC,ZN
18	0201-494	1	ADAPTER,4604-06-06-0
19	0315-101	2	CLAMP, HOSE, #6
20	3020-426	1	HOSE, 20" 3/8 ID
21	3020-179	1	COOLER OIL, RADIATOR, 2.8 CUMMINS
22	3030-421	1	TUBE, -10, T2
23	0201-658	1	ADAPTER,10MFFOR-8MB-SV
24	2096-165	1	MANIFOLD CONTROL FAN ASM
25	0310-330	1	ADAPTER,10MFFOR-8MB-90
26	0310-345	1	ADAPTER,8MFFOR-8MB
27	0314-043	1	COUPLING,PORT,TEST,MALE
28	3030-420	1	TUBE, -10, P1
29	8102-045	1	CAPSCREW,HH,1/4-20x1.5"ZN GD8
30	0310-828	1	COVER, CLAMP, 3/4" TCP-T3 BEHRINGER
31	0310-733	1	INSERT,CLAMP,TWIN.75" T3075-PP T3075-PP
32	3030-423	1	TUBE, -10, T1
33	3030-497	1	RADIATOR, OIL COOLER
34	0090-612	1	1/4" HOSE x 1/4" MALE NPT BRASS 90° ELBOW BARB
35	0316-015	11	CLAMP 10.8 TO 13.3 MM STEPLESS EAR CLAMP
36	3030-322	1	HOSE, -4 200 PSI, 9.3"
37	3020-142	1	FITTING, DEUTZ SHUNT ORIFICE
38	0315-151	4	CLAMP, SMART SEAL, #275
39	3020-338	1	HOSE, FORMED, UPPER, RADIATOR
40	0310-312	1	ADAPTER,16MFFOR-16MB

REF. NO.	PART NUMBER	QTY.	DESCRIPTION
41	3030-040	1	HOSE OIL COOLER , TANK
42	3030-321	1	HOSE
43	0315-117	1	ADAPTOR, 1/4 TO 90 COUPLER 1/4" HOSE
44	0090-612	1	E x 1/4" MALE NPT BRASS 90° ELBOW BARB
45	0304-458	1	CAP,RADIATOR
46	3020-026	1	WLMT TANK FLOW OVER
47	8102-130	4	CAPSCREW,HH 5/16-18x3/4,GR8
48	8050-262	4	WASHER,WROUGHT,5/16,STD,ZN
49	3000-623	1	SENSOR COOLANT LEVEL
50	0303-240	2	CLAMP, HOSE, #16 HI TORQUE
51	8102-040	5	CAPSCREW,HH,1/4-20 UNCx.75,GD8 ZN
52	0310-464	1	CLAMP,WIRE,1/2 RBC-1/2
53	3030-320	1	HOSE
54	0090-510	1	ADAPTER 3/8x 1/4" HOSE x NPT 90 ELBOW MALE HOSE
55	3030-319	1	HOSE
56	0090-474	1	P CLAMP 1 1/2"
57	3030-229	1	HOSE, -20, 75 PSI, 55.25"
58	3030-331	1	HOSE, 5/16 RADIATOR DRAIN 12"
59	0304-800	1	CLAMP,OVER FLOW,COOLANT ARDEN
60	3020-339	1	HOSE, FORMED, LOWER, RADIATOR
61	3030-351	1	PETCOCK
62	3030-422	1	TUBE, -8, P2
63	0090-678	2	GROMMET, 5/8" ID X 1.25"
64	2075-638	1	GROMMET WEB
65	8102-224	4	CAPSCREW,HH,3/8-16UNCx1.25,GD8,ZN
66	3000-449	1	HOSE,-10 ,10FFORX,10FFORX90, "50", 3300 PSI
67	3020-427	1	TUBE, MANIFOLD, LOWER
68	0315-150	2	CLAMP, SMART SEAL, #238
69	3020-425	1	HOSE, 29" 1.25 ID
70	2045-458	2	CAPSCREW FERRY M10 x 1.5 x 25MM
71	3100-001	1	CHARGE PUMP, 16 cc, CCW, 11 TOOTH
72	0201-668	1	ADAPTER,FS6801-10-10NWO
73	0307-822	2	NUT,FLANGE,TOPLK,3/8-16 UNC ZN
74	7071-975	1	SHEAR KEY, FAN MOTOR
75	7071-976	1	NUT, SHAFT, FAN MOTOR
76	7071-977	1	WASHER, SHAFT, FAN MOTOR
77	0315-157	2	CLAMP, SMART SEAL, #262
78	7012-337	1	SLEEVE SPLIT 2.5-6"
79	3030-335	1	SEAL, EDGE, 90 DEGREE W/ 1.00 BULB
80	3030-329	1	HOSE,CLEAR,POLY VINYL CHLORIDE,5/16 ID

NOTE: Item 5, Part number 7002-201-22" FAN must be purchased as a complete assembly. Individual components for this item will not be sold separately.



Service Parts for Item 4		
PART	QTY	DESCRIPTION
2095-524	1	CARTRIDGE
2095-525	1	COIL
2095-526	1	SEAL KIT CARTRIDGE
2095-527	1	COIL NUT

Service Parts for Item 6		
PART	QTY	DESCRIPTION
2095-528	1	CARTRIDGE
2095-529	1	COIL
2095-530	1	SEAL KIT CARTRIDGE
2095-531	1	COIL NUT

Service Parts for Item 7		
PART	QTY	DESCRIPTION
2095-532	1	VALVE ASM COMPLETE
2095-533	1	COIL
2095-534	1	COIL NUT

Chapter 3

Hydraulic Components

3-1 Hydraulic Reservoir

RT-75 Serial # valid from - 04000 **3-1A**

3-2 Lift Arm Control Valve

RT-75 Serial # valid from - 04000 **3-2A**

3-3 Pilot Generation / Control Blocks

RT-75 Serial # valid from - 04000 **3-3A**

3-4 Hydraulic Cylinders- Lift Arm /Tilt

RT-75 Serial # valid from - 04000 **3-4A**

3-5 Hydraulic Auxiliary Lift Arm Tubes

RT-75 Serial # valid from - 04000 **3-5A**

3-6 Hydraulic Pilot / Filtration

RT-75 Serial # valid from - 04000 **3-6A**

3-7 Hydraulic Drive Assembly

RT-75 Serial # valid from - 04000 **3-7A**

3-8 Hydraulic Auxiliary High Flow

RT-75 Serial # valid from - 04000 **3-8A**

3-9 Hydraulic Auxiliary Low Flow

RT-75 Serial # valid from - 04000 **3-9A**

3-10 Ride Control

RT-75 Serial # valid from - 04000 **3-10A**

3-11 Bucket Positioning

RT-75 Serial # valid from - 04000 **3-11A**

*** Parts manuals are updated frequently. To ensure current parts information, always refer to the latest version of this manual (posted online, consult your dealer).**

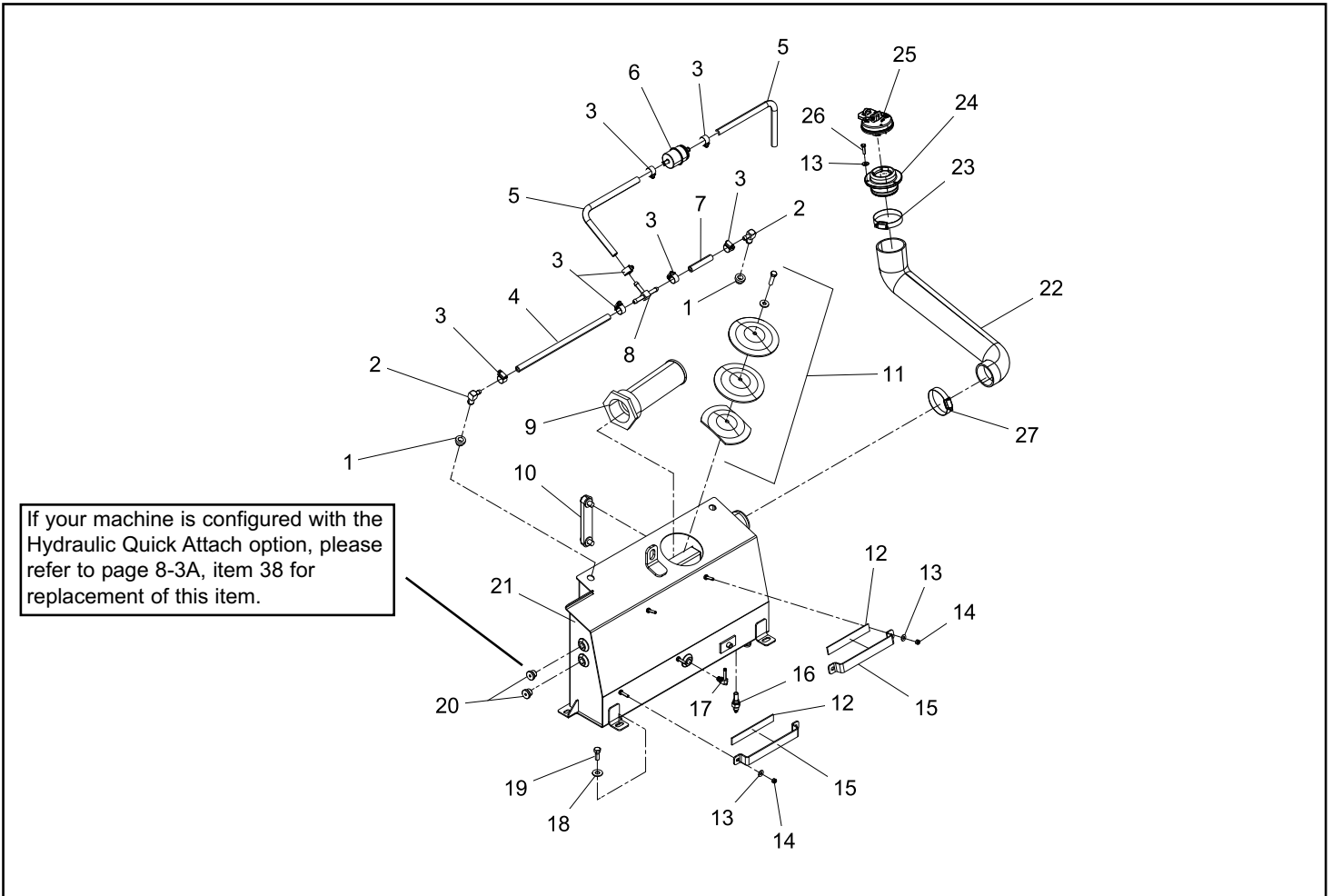
NOTE: Ordering parts that are painted requires a specific part number format. Please refer to page II of this manual for paint code and ordering information

HYDRAULIC RESERVOIR

RT-75 valid from 04000

Chapter 3

REF. NO.	PART NUMBER	QTY.	DESCRIPTION	REF. NO.	PART NUMBER	QTY.	DESCRIPTION
1	0090-101	2	GROMMET RUBBER LG 1/2" FUEL				
2	0090-645	2	90, DAPCO, 3/8"				
3	0316-014	7	CLAMP 14.5 TO 17.0 MM STEPLESS EAR CLAMP				
4	3030-185	1	HOSE -4 LOW PRESSURE, 3.5				
5	3030-187	2	HOSE, FUEL, 0.375" ID, 0.625" OD, 14.04"				
6	0201-914	1	FILTER,FUEL,3/8",STEEL				
7	3030-186	1	HOSE,LINE,FUEL,250PSIx.375				
8	0315-115	1	1/2" HOSE MENDER TEE				
9	0201-151	1	SCREEN,SUCTION,2.5"				
10	0304-642	1	GAUGE,SIGHT 5"				
11	0304-452	1	ASSY,COVER,ACCESS				
12	1066-002	2	FOAM STRIP,ADHES BACK,1.0 x .2				
13	8050-222	7	WASHER,WROUGHT,1/4,STD,ZN				
14	8040-366	4	NUT,HEX,NYLOCK,1/4-20 UNC,ZN				
15	7000-468	2	CLAMP PILOT LINE SMALL				
16	2045-383	1	UNIT SENDING TEMP HYDRAULIC				
17	0310-557	2	ADAPTER,6MFFOR-4MB-90				
18	8050-282	4	WASHER,WROUGHT,3/8,STD,ZN				
19	8102-220	4	CAPSCREW,HH,3/8-16x0.75",GD8				
20	0307-973	2	PLUG,4MB, SOCKET HEAD PLUG,6408-H-04(BRENNAN)				
21	3020-235	1	WLMT, HYDRAULIC TANK				
22	3030-041	1	HOSE FORMED, HYD TANK FILL				
23	0303-239	1	CLAMP, HOSE, 2.5" - 3" HI TORQUE				
24	2075-992	1	NECK FILLER OIL PLASTIC				
25	2015-245	1	CAP, NON VENTED, HYD OIL				
26	8102-042	3	CAPSCREW,HH,1/4-20UNCx1.0,GD8				
27	0303-175	1	HOSE,CLAMP,2.75,HI-TORQUE				



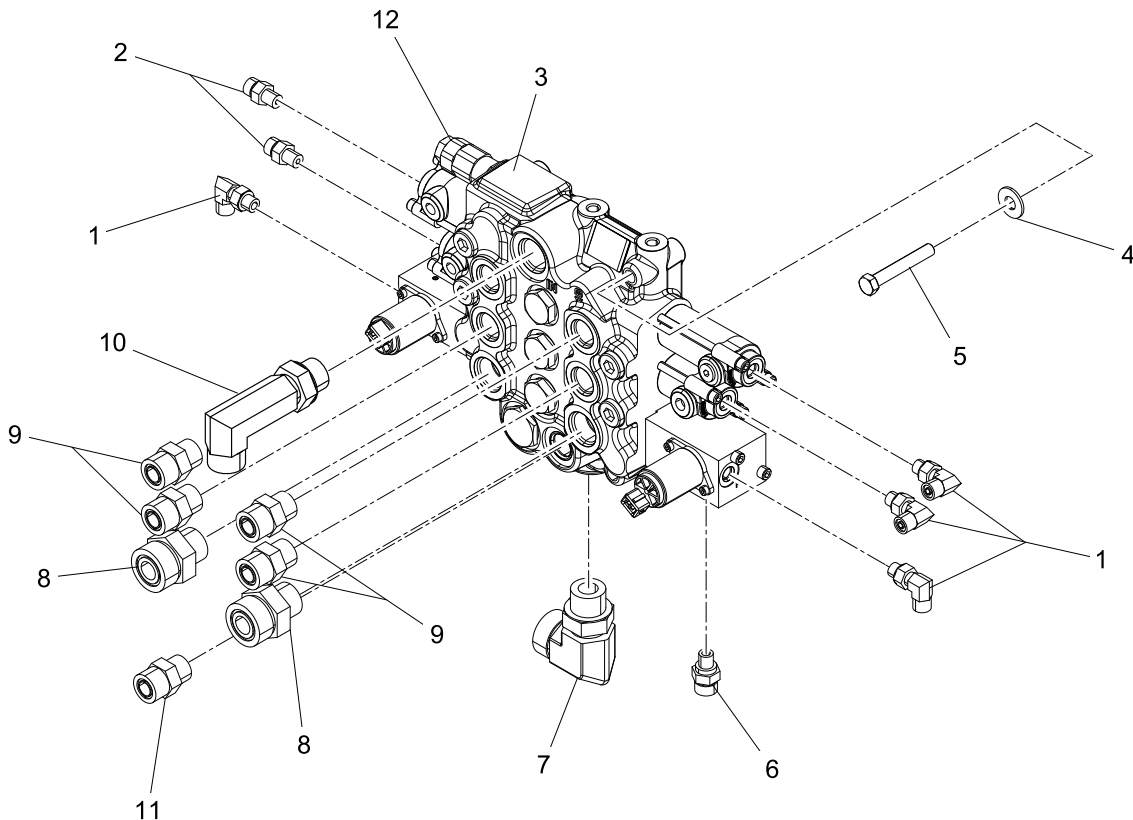
LIFT ARM CONTROL VALVE

RT-75 valid from - 04000

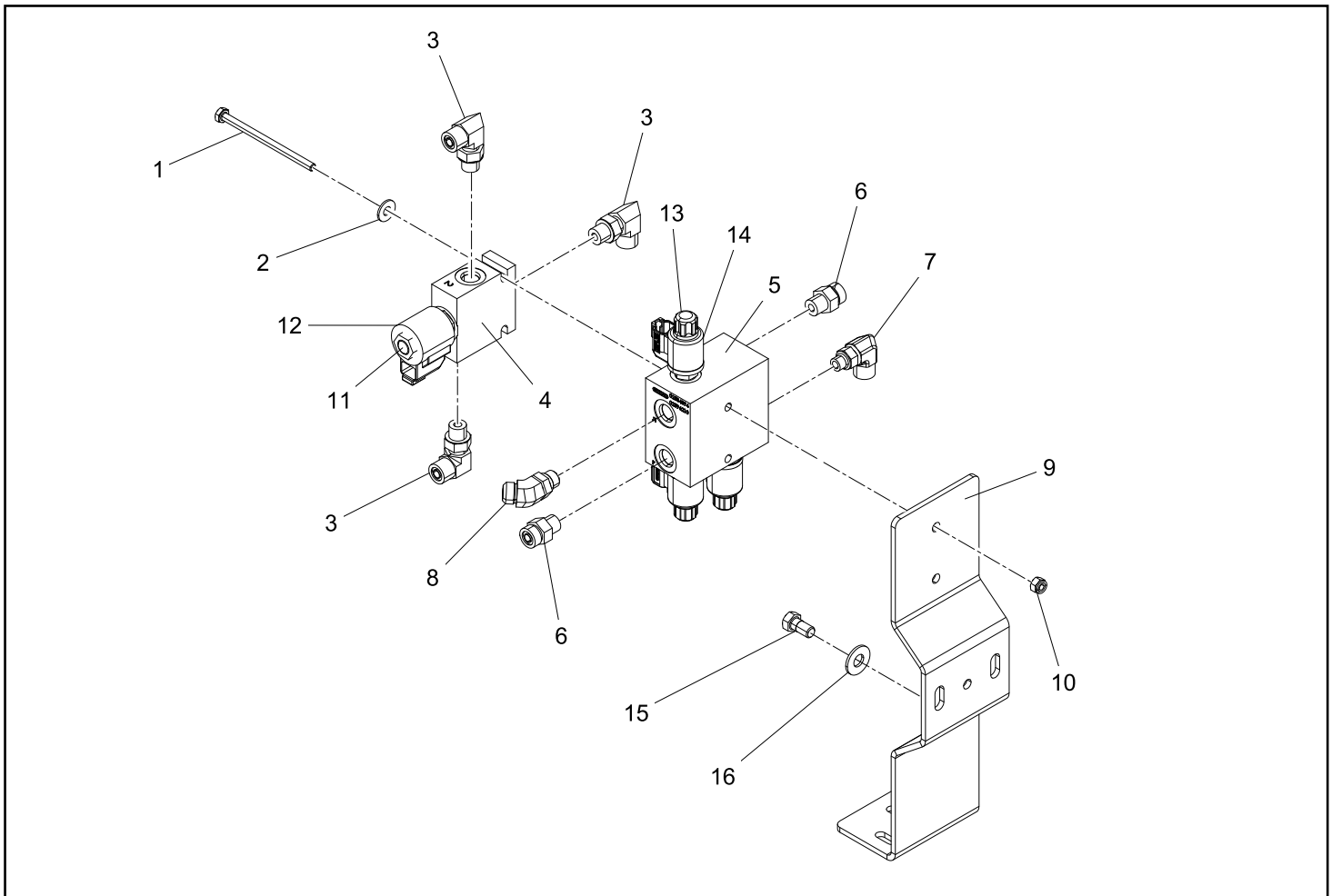
Chapter 3

REF. NO.	PART NUMBER	QTY.	DESCRIPTION	REF. NO.	PART NUMBER	QTY.	DESCRIPTION
1	0201-314	4	ADAPTER,FS6801-04-04-NW0				
2	0201-311	1	ADAPTER,FS6400-04-04-0				
3	3030-395	1	VALVE LOADER (SEE NOTE)				
4	8050-282	4	WASHER,WROUGHT,3/8,STD,ZN				
5	8102-229	4	CAPSCREW,HH 3/8-16UNCx2.5,GD8				
6	0314-014	1	ADAPTER,6MFFOR-4MB FS6400-06-04				
7	0310-324	1	ADAPTER,16MFFOR-12MB-90				
8	0310-323	2	ADAPTER,16MFFOR-12MB				
9	0310-318	4	ADAPTER,10MFFOR-10MB				
10	0201-316	1	ADAPTER,FS6801-L-12-12-NW0				
11	0315-069	1	ADAPTER, 10MFFOR-10MORB, 5PSI CHECK				
12	7000-623	1	RELIEF VALVE				

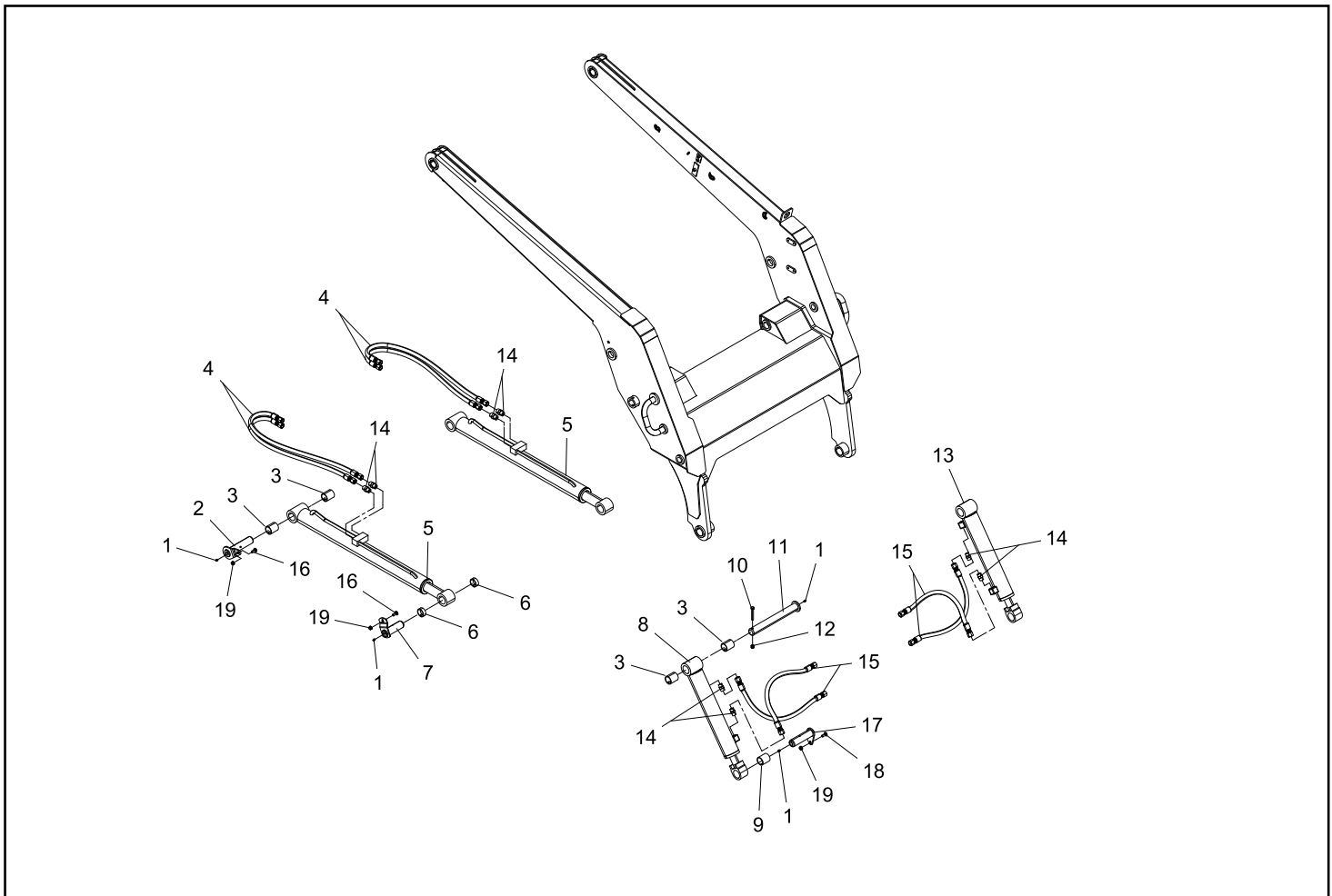
For kit information, please see page 10-1A



REF. NO.	PART NUMBER	QTY.	DESCRIPTION	REF. NO.	PART NUMBER	QTY.	DESCRIPTION
1	0090-081	2	CAPSCREW HH 1/4-20 x 4"				
2	8050-222	2	WASHER,WROUGHT,1/4,STD,ZN				
3	0310-328	3	ADAPTER,6MFFOR-6MB-90				
4	2051-615	1	BLOCK CONTROL				
5	7005-675	1	MANIFOLD PILOT GENERATION SIZE 6				
6	0310-329	2	ADAPTER,6MFFOR-6MB				
7	0310-557	1	ADAPTER,6MFFOR-4MB-90				
8	0315-016	1	ADAPTER, 06-06 45 DEG, NOW, FS6802-06-06-NWO-FG				
9	3030-083	1	WLMT, GEN BLOCK MOUNT				
10	8040-366	2	NUT,HEX,NYLOCK,1/4-20 UNC,ZN				
11	2051-840	1	SPOOL SV08-33				
12	0200-364	1	SOLENOID,W/DEUTSCH CONNECTOR				
13	7000-624	3	CARTRIDGE PILOT GEN BLOCK				
14	7000-625	3	COIL PILOT GEN BLOCK				
15	8102-220	2	CAPSCREW,HH,3/8-16UNCx0.75,GD8				
16	8050-282	2	WASHER,WROUGHT,3/8,STD,ZN				



REF. NO.	PART NUMBER	QTY.	DESCRIPTION	REF. NO.	PART NUMBER	QTY.	DESCRIPTION
1	0300-607	8	ZERK,GREASE,1/4-28 1103K21				
2	2040-333	2	WLMT, PIN, 1.5" DIAM, 6.3" LONG				
3	3030-566	8	BASE END BEARINGS BOOM				
4	3020-470	4	HOSE, -8, 3300 PSI, FFX-8-8, FFX-8-8, 40"				
5	3020-290	2	CYLINDER, BOOM, 2.75"X 29.33"				
6	3030-565	4	ROD END BEARINGS BOOM				
7	2030-562	2	WLMT PIN 1.5 X 4.51				
8	3020-292	1	CYLINDER,TILT RH, 3 X 14.625"				
9	3030-572	2	ROD END BEARINGS TILT				
10	8102-230	2	CAPSCREW,HH 3/8-16UNCx2.75 GD8				
11	3030-090	2	WLMT PIN,CYLINDER,TILT				
12	8040-486	2	NUT,HEX,NYLOCK,3/8-16 UNC,ZN				
13	3020-291	1	CYLINDER,TILT LH, 3 X 14.625"				
14	0310-345	8	ADAPTER,8MFFOR--8MB				
15	3000-417	4	HOSE,-8 ,8FFORX,8FFORX, " ", 4000 PSI				
16	8011-222	4	BOLT,CARRIAGE,3/8-16 UNCx1.0,ZN				
17	2040-325	2	WLMT, PIN, QA TILT,6				
18	8111-224	2	BOLT,CARRIAGE,3/8-16UNCx1.25,GD8				
19	0314-269	6	NUT,FLANGE,TOPLK,3/8-16UNC,GDG,ZN				

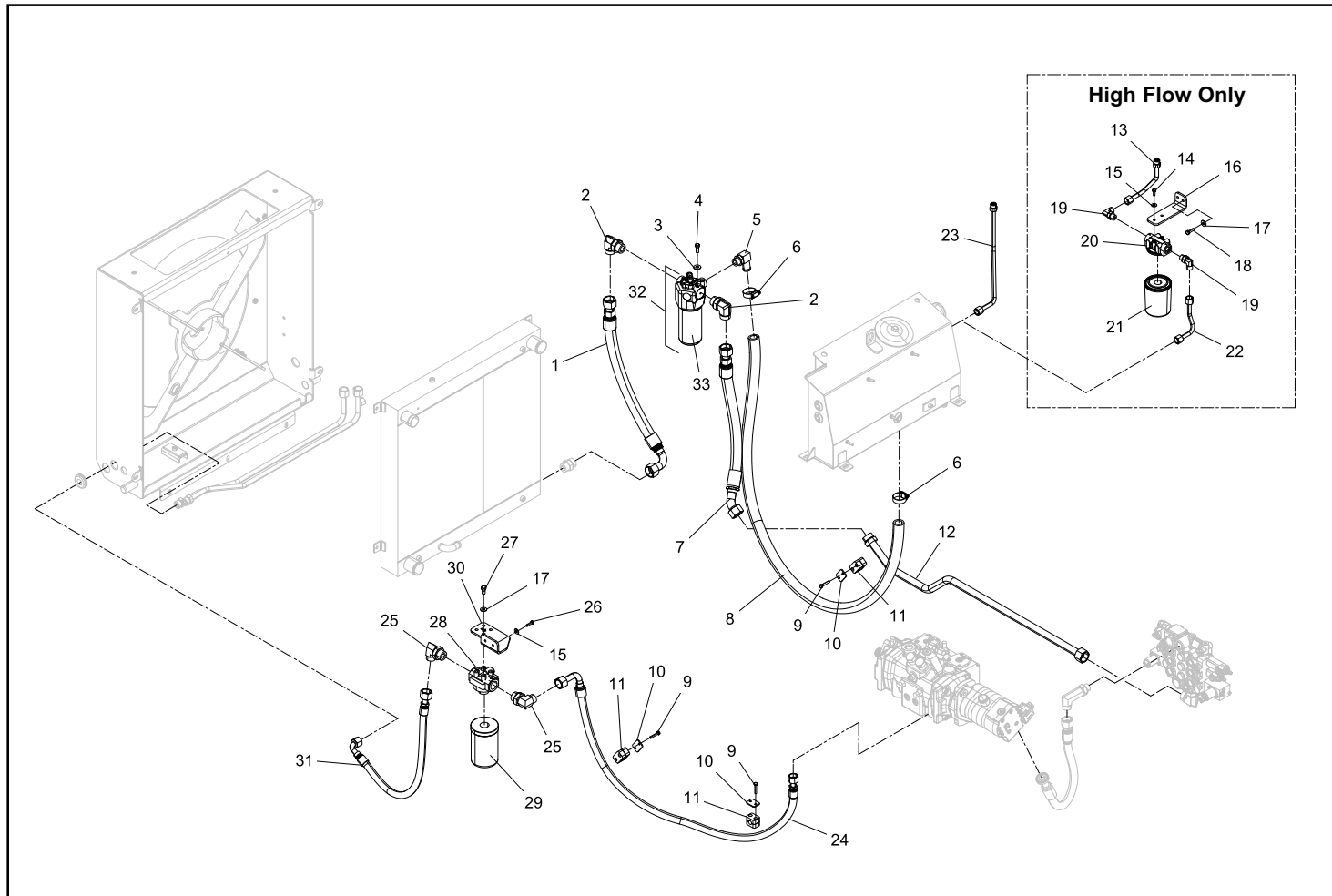


HYDRAULIC FILTRATION

RT-75 valid from 04000

Chapter 3

REF. NO.	PART NUMBER	QTY.	DESCRIPTION	REF. NO.	PART NUMBER	QTY.	DESCRIPTION
1	3020-293	1	HOSE -16 1000 PSI, 16FFORX90M, 16FORX, 68.4"				
2	0310-343	2	ADAPTER,16MFFOR-16MB-90^				
3	8050-282	4	WASHER,WROUGHT,3/8,STD,ZN				
4	8102-222	4	CAPSCREW,HH,3/8-16 UNCx1.0,GD8,ZN				
5	0090-423	1	ADAPTER 4601-16-12-NOW				
6	0303-240	2	CLAMP, HOSE, #16 HI TORQUE				
7	3020-294	1	HOSE				
8	3030-056	1	HOSE				
9	8102-045	6	CAPSCREW,HH,1/4-20x1.5"ZN GD8				
10	0310-826	3	COVER, CLAMP, COP-3 BEHRINGER				
11	0310-827	3	CLAMP, SET, 3100-PP BEHRINGER				
12	3020-209	1	TUBE TANK LINE RADIATOR				
13	3030-130	1	TUBE, -8 AUX CASE (SEE NOTE)				
14	8102-040	2	CAPSCREW,HH,1/4-20 UNCx.75,GD8 ZN (SEE NOTE)				
15	8050-222	4	WASHER,WROUGHT,1/4,STD,ZN (SEE NOTE)				
16	3030-131	1	PLATE MOUNTING , CASE DRAIN, AUX (SEE NOTE)				
17	8050-262	2	WASHER,WROUGHT,5/16,STD,ZN (SEE NOTE)				
18	8102-132	2	CAPSCREW,HH,5/16-18UNCx1.0 GD8 ,ZN (SEE NOTE)				
19	0310-346	2	ADAPTER,8MFFOR-8MB-90^ (SEE NOTE)				
20	2046-281	1	HEAD FILTER -8 8 O-RING (SEE NOTE)				
21	2046-286	1	FILTER SPIN ON 10 MICRON NOMINAL (SEE NOTE)				
22	3030-194	1	TUBE, -8 AUX CASE (SEE NOTE)				
23	3030-192	1	TUBE, CASE DRAIN, LF				
24	3020-408	1	HOSE				
25	0201-317	2	ADAPTER,FS6801-12-16-NW0				
26	8102-042	2	CAPSCREW, HH 1/4-20UNC 1" GD8				
27	8102-220	4	CAPSCREW,HH,3/8-16x0.75",GD8				
28	0201-403	1	HEAD,FILTER				
29	0404-161	1	FILTER SPIN-ON HYD (SHORT)				
30	3020-409	1	MOUNT, FILTER				
31	3000-450	1	HOSE,-10 ,10FFORX,10FFORX90, "48", 3300 PSI				
32	3020-288	1	MPFILTRI BYPASS & FILTER				
33	3030-314	1	FILTER ELEMENT #3				



HYDRAULIC DRIVE ASSEMBLY

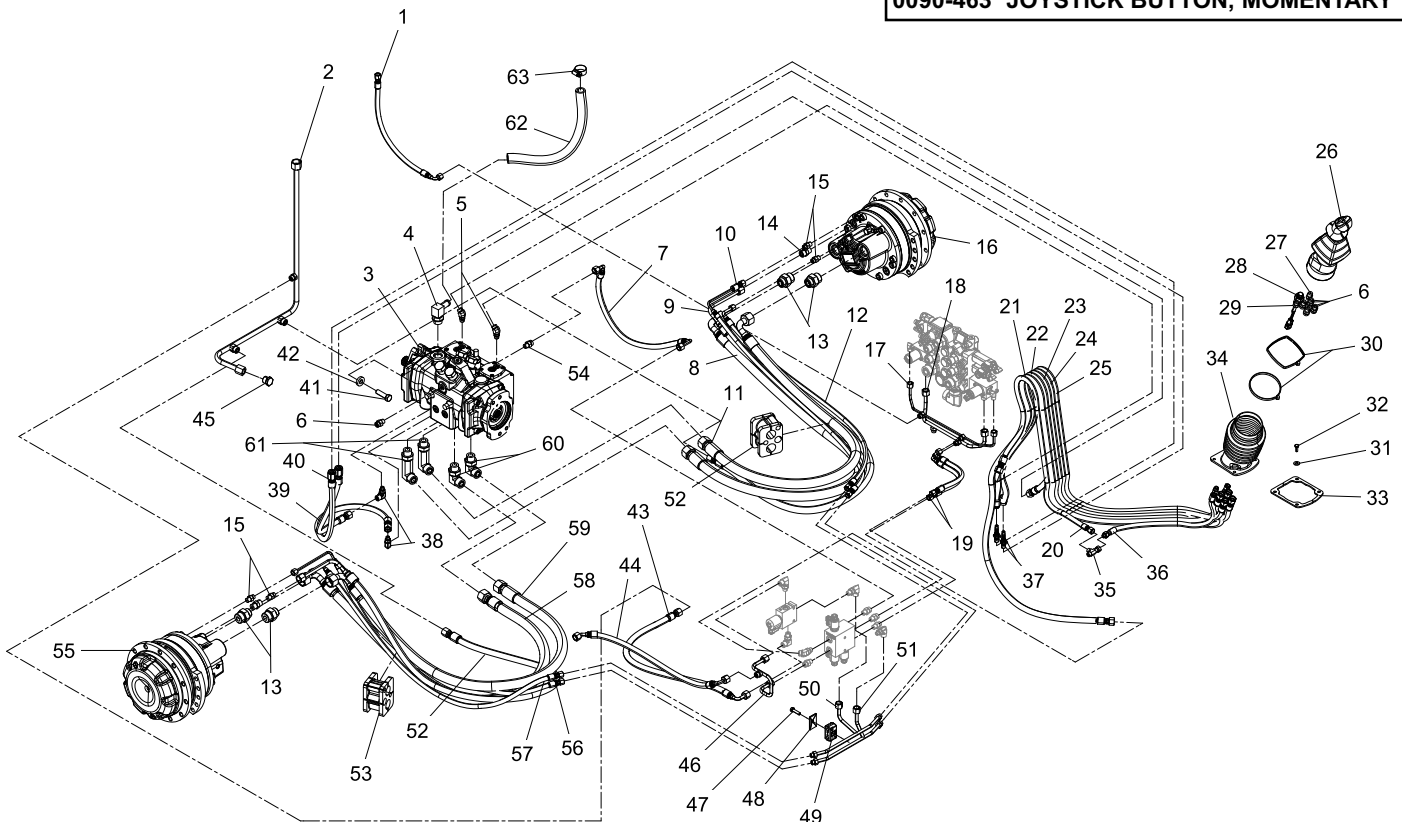
RT-75 valid from 04000

Chapter 3

REF. NO.	PART NUMBER	QTY.	DESCRIPTION	REF. NO.	PART NUMBER	QTY.	DESCRIPTION
1	3030-070	1	HOSE,-4, 1000 PSI,4MFFORX,4MFFORX90,0,30"	41	8102-406	2	CAPSCREW,HH,1/2-13UNCx1.75,GD8
2	3030-067	1	TUBE, A, CHASSIS, LOW FLOW	42	0090-136	2	WASHER HARD 1.0 X .531 X .197
3	2046-374	1	PUMP TANDEM 45CC SERIES 40	43	3030-287	1	HOSE, -6, 1000-PSI, FFX-6-6, FFX-6-6, 33.50"
4	0090-629	1	ADAPTER 4601-12-12-NWO	44	3030-072	1	HOSE,-6, 1000 PSI,6MFFORX45,6MFFORX90L,0,23.85"
5	0315-068	2	ADAPTER,6MFFOR-4MB-45	45	0307-439	1	ADAPTER,PLUG,8MB
6	0310-329	5	ADAPTER,6MFFOR-6MB	46	3030-076	1	TUBE, -6, PRESSURE JUMP
7	3030-080	1	HOSE,-6, 1000 PSI,6MFFORX45,6MFFORX90M,0,25"	47	8102-134	1	CAPSCREW,HH,5/16-18UNCx1.25GD8 ZN
8	3030-241	1	HOSE, -12, 5800 PSI,FFX90-12-12-WHP, FFX-12-12-	48	0310-584	1	PLATE,COVER TCP-T2 TCP-T2
9	3030-244	1	HOSE, -8, 1000PSI, 2045-304,FFX-8-8-W,61"	49	0201-225	1	CLAMP,SET,T2038-PP
10	3030-243	1	HOSE, -4, 1000 PSI, FFX-4-4-W,FFX-4-4-W,50"	50	3000-525	1	ASM TUBE 2 SPEED TEE
11	3030-242	1	HOSE, -12, 5800 PSI,FFX90-12-12-WHP, FFX-12-12-	51	3000-526	1	ASM TUBE BRAKE TEE
12	3030-245	1	HOSE	52	3030-249	1	HOSE,-8, 1000 PSI,FFX-8-8-W,FFX-8-8-W, 68"
13	0315-006	4	ADAPTER, HYD, 12-16 F5OLO-S,TRAP SEAL	53	3020-231	2	CLAMP HOSE 5 HOLE
14	0310-345	2	ADAPTER,8MFFOR-8MB	54	0315-016	1	ADAPTER, 06-06 45 DEG, NOW, FS6802-06-06-NWO-FG
15	0201-309	4	ADAPTER,FS6400-04-06-0	55	2035-980	1	MOTOR, DRIVE,RH
16	2035-980	1	MOTOR, DRIVE, LH	56	3030-248	1	HOSE, -4, 1000 PSI, FFX-4-4-W,FFX-04-04-W, 44.75"
17	3030-062	1	TUBE TANK DRAIN	57	3030-250	1	HOSE
18	3030-069	1	VALVE PRESSURE TUBE 1	58	3030-247	1	HOSE, -12, 5800 PSI,FFX90-12-12-WHP, FFX-12-12-
19	3030-068	2	HOSE	59	3030-246	1	HOSE, -12, 5800 PSI,FFX90-12-12-WHP, FFX-12-12-
20	7012-372	1	HOSE, -06, 1000 PSI, FFX-06-06, FFX-06-06, 44.25"	60	0310-321	2	ADAPTER,12MFFOR-12MB90
21	3030-122	1	HOSE, -6, 1000 PSI, 06G_04FFORX,06FFORX, 86.19"	61	0201-316	2	ADAPTER,FS6801-L-12-12-NWO
22	3030-123	1	HOSE, -6, 1000 PSI, 06FFORX,06FFORX, 82.89"	62	3030-330	1	HOSE,LOW PRESSURE,3/4 ID
23	3030-125	1	HOSE, -6, 1000 PSI, 06FFORX,06FFORX, 82.4"	63	0315-105	2	CLAMP, HOSE, #12
24	3030-126	1	HOSE, -6, 1000 PSI, 06FFORX,06FFORX, 70.79"				
25	3030-124	1	HOSE, -6, 1000 PSI, 06FFORX,06FFORX, 71.65"				
26	7000-441	1	JOYSTICK DRIVE LEFT				
27	0201-309	1	ADAPTER,FS6400-04-06-0				
28	0304-441	1	SWITCH,PRESSURE NASON				
29	0201-494	1	ADAPTER,4604-06-06-0				
30	0307-882	2	TIE,CABLE,BLACK,18.1",W/STL INSERT BT-5LH-LO				
31	8050-222	4	WASHER,WROUGHT,1/4,STD,ZN				
32	8102-042	4	CAPSCREW,HH,1/4-20UNCx1.0,GD8				
33	7005-850	2	PLATE BELLOWS				
34	7005-690	1	SEAL BELLOWS JOYSTICK				
35	0314-091	1	ADAPTER,TEE,6MFFOR-6FFORX-6MFFOR 6602-06-06-06				
36	7012-374	1	HOSE, -06, 1000 PSI, MF-06-06, MB-06-06, 21.9"				
37	3030-125	2	HOSE, -6, 1000 PSI, 06FFORX,06FFORX, 82.4"				
38	0310-557	2	ADAPTER,6MFFOR-4MB-90				
39	3030-218	1	HOSE,-6, 1000 PSI,6FFORX,6MFORX,0,18"				
40	3030-217	1	HOSE,-6,1000PSI,6FFORX,6MFORX,0,21.5"				

For kit information, please see page 10-1A

SERVICE ITEM
Part # Description
0090-463 JOYSTICK BUTTON, MOMENTARY

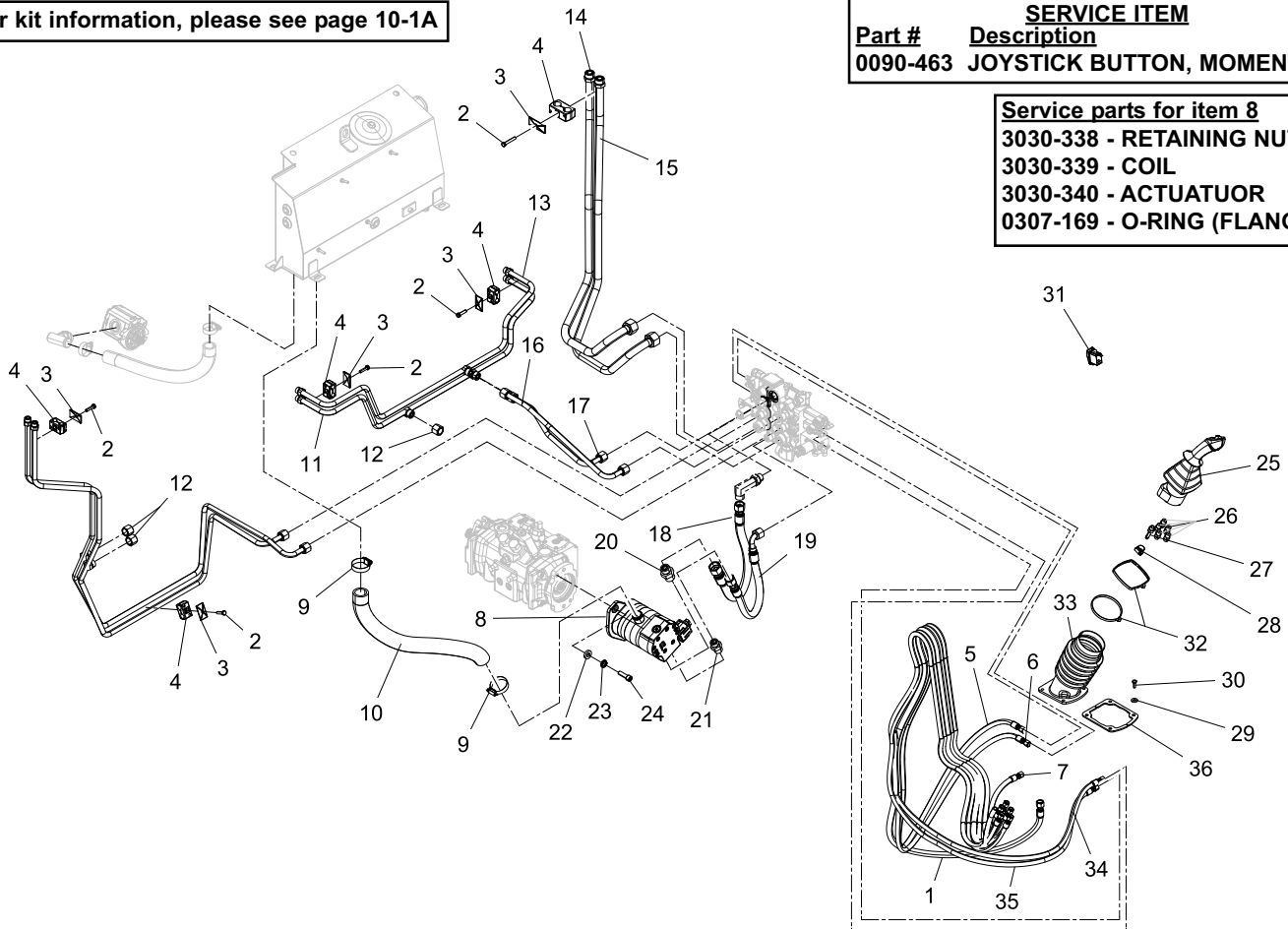


REF. NO.	PART NUMBER	QTY.	DESCRIPTION	REF. NO.	PART NUMBER	QTY.	DESCRIPTION
1	3030-127	1	HOSE, -6, 1000 PSI, 06G_04FFORX,06FFORX, 102.19"				
2	8102-134	5	CAPSCREW,HH,5/16-18UNCx1.25GD8 ZN				
3	0310-584	5	PLATE,COVER TCP-T2 TCP-T2				
4	0310-831	5	CLAMP, SET, T2062-PP BEHRINGER				
5	3030-119	1	HOSE, -4, 1000 PSI, 04FFORX,04FFORX, 83.64"				
6	3030-118	1	HOSE, -4, 1000 PSI, 04FFORX,04FFORX, 82.64"				
7	7012-373	1	HOSE, -06, 1000 PSI, FFX-06-06, MB-06-06, 24.4"				
8	3030-261	1	AUXILIARY PUMP, TANDEM, 32cc & 19cc SEE NOTE				
9	0315-150	2	CLAMP, SMART SEAL, #238				
10	3030-071	1	HOSE, 1.5" HYDRAULIC SUCTION				
11	3020-207	1	TUBE DOWN B VALVE				
12	0310-339	3	ADAPTER,CAP,10FFOR 6V9831(FS0304-C-10)				
13	3020-208	1	TUBE DOWN B CHASSIS RH				
14	3020-202	1	TUBE B CHASSIS HIGH FLOW				
15	3020-201	1	TUBE A CHASSIS HIGH FLOW				
16	3020-203	1	TUBE A CHASSIS BOOM UP				
17	3020-204	1	TUBE B CHASSIS BOOM DOWN				
18	3030-413	1	HOSE,-12,4000PSI,12FFORX,12FFORX,27.5"				
19	3030-064	1	HOSE, -10, 3000 PSI, 10FFORX90S,10FFORX, 19.34"				
20	0315-005	1	ADAPTER, HYD, 12 F5OLO-S,TRAP SEAL				
21	0310-332	1	ADAPTER,10MFFOR-12MB				
22	0090-136	2	WASHER HARD 1.0 X .531 X .197				
23	8051-332	2	WASHER,SPRING LOCK,1/2,ZN				
24	0201-541	2	CAPSCREW,SOC HEAD,12x1.75x40				
25	7001-081	1	JOYSTICK DRIVE RIGHT				
26	0201-309	5	ADAPTER,FS6400-04-06-0				
27	0201-494	1	ADAPTER,4604-06-06-0				
28	0315-101	2	CLAMP, HOSE, #6				
29	8050-222	4	WASHER,WROUGHT,1/4,STD,ZN				
30	8102-042	4	CAPSCREW,HH,1/4-20UNCx1.0,GD8				
31	2017-918	1	SWITCH HIGH FLOW				
32	0307-882	2	TIE,CABLE,BLACK,18.1",W/STL INSERT BT-5LH-LO				
33	7005-690	1	SEAL BELLOWS JOYSTICK				
34	3030-120	1	HOSE, -4, 1000 PSI, 04FFORX,04FFORX, 114.64"				
35	3030-121	1	HOSE, -4, 1000 PSI, 04FFORX,04FFORX, 114.64"				
36	7005-850	2	PLATE BELLOWS				

For kit information, please see page 10-1A

SERVICE ITEM
Part # Description
 0090-463 JOYSTICK BUTTON, MOMENTARY

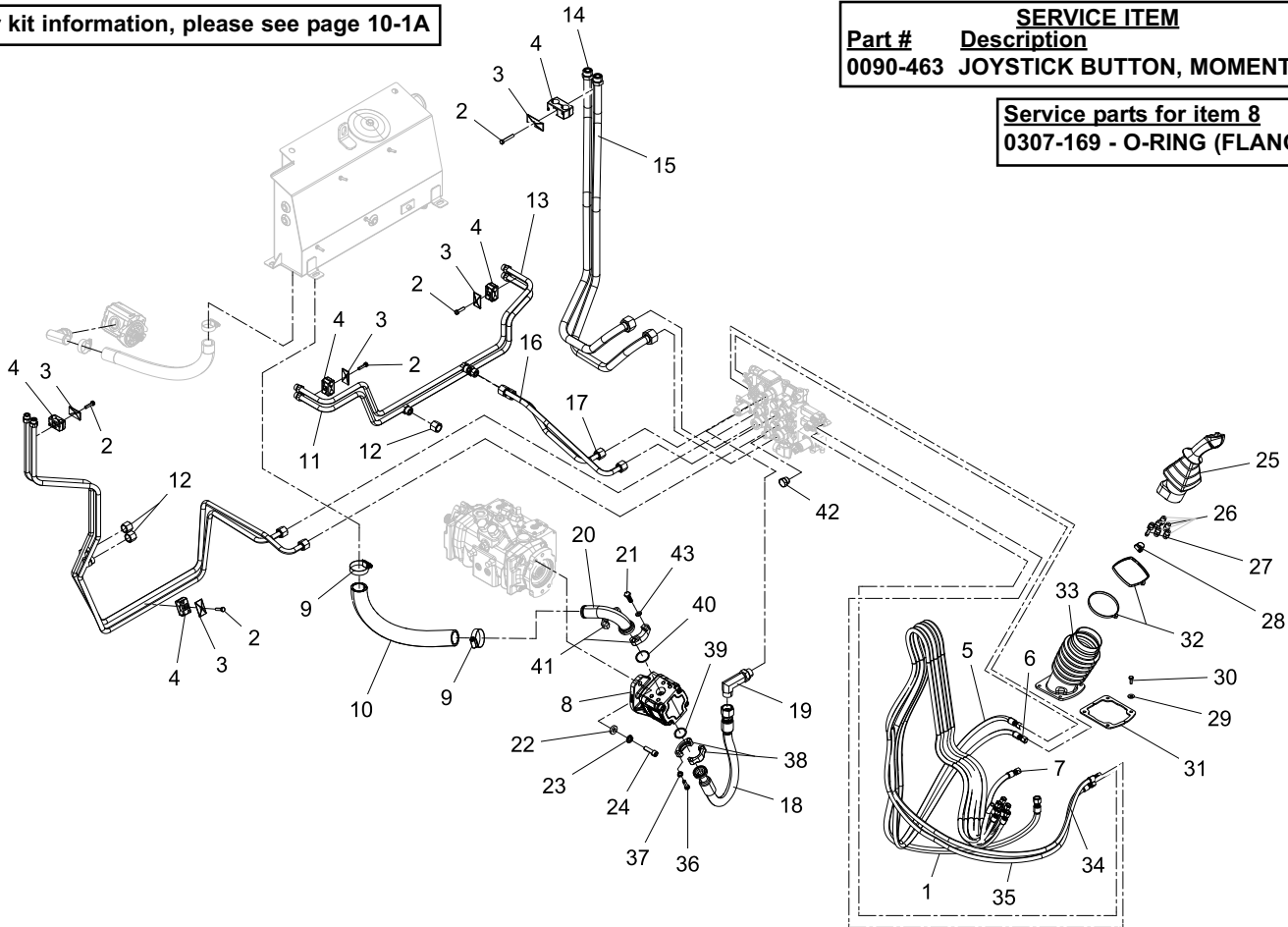
Service parts for item 8
 3030-338 - RETAINING NUT
 3030-339 - COIL
 3030-340 - ACTUATOR
 0307-169 - O-RING (FLANGE)



REF. NO.	PART NUMBER	QTY.	DESCRIPTION
1	3030-127	1	HOSE, -6, 1000 PSI, 06G_04FFORX,06FFORX, 102.19"
2	8102-134	5	CAPSCREW,HH,5/16-18UNCx1.25GD8 ZN
3	0310-584	5	PLATE,COVER TCP-T2 TCP-T2
4	0310-831	5	CLAMP, SET, T2062-PP BEHRINGER
5	3030-119	1	HOSE, -4, 1000 PSI, 04FFORX,04FFORX, 83.64"
6	3030-118	1	HOSE, -4, 1000 PSI, 04FFORX,04FFORX, 82.64"
7	7012-373	1	HOSE, -06, 1000 PSI, FFX-06-06, MB-06-06, 24.4"
8	7005-722	1	PUMP GEAR 31CC
9	0315-150	2	CLAMP, SMART SEAL, #238
10	3030-384	1	HOSE, 1.5" HYDRAULIC SUCTION
11	3020-207	1	TUBE DOWN B VALVE
12	0310-339	3	ADAPTER,CAP,10FFOR 6V9831(FS0304-C-10)
13	3020-208	1	TUBE DOWN B CHASSIS RH
14	3020-202	1	TUBE B CHASSIS HIGH FLOW
15	3020-201	1	TUBE A CHASSIS HIGH FLOW
16	3020-203	1	TUBE A CHASSIS BOOM UP
17	3020-204	1	TUBE B CHASSIS BOOM DOWN
18	3030-316	1	HOSE, -12, 3000 PSI, 12FFORX90S,C61-12-16-W, 24.61"
19	0201-316	1	ADAPTER,FS6801-L-12-12-NW0
20	7071-142	1	TUBE,INTAKE
21	0310-468	4	CAPSCREW,HH,M10x1.5x35,ZINCPLATED 91280A636
22	0090-136	2	WASHER HARD 1.0 X .531 X .197
23	8051-332	2	WASHER,SPRING LOCK,1/2,ZN
24	0201-541	2	CAPSCREW,SOC HEAD,12x1.75x40
25	7001-081	1	JOYSTICK DRIVE RIGHT
26	0201-309	5	ADAPTER,FS6400-04-06-0
27	0201-494	1	ADAPTER,4604-06-06-0
28	0315-101	2	CLAMP, HOSE, #6
29	8050-222	4	WASHER,WROUGHT,1/4,STD,ZN
30	8102-042	4	CAPSCREW,HH,1/4-20UNCx1.0,GD8
31	7005-850	2	PLATE BELLOWS
32	0307-882	2	TIE,CABLE,BLACK,18.1",W/STL INSERT BT-5LH-LO
33	7005-690	1	SEAL BELLOWS JOYSTICK
34	3030-120	1	HOSE, -4, 1000 PSI, 04FFORX,04FFORX, 114.64"
35	3030-121	1	HOSE, -4, 1000 PSI, 04FFORX,04FFORX, 114.64"
36	8102-224	4	CAPSCREW,HH,3/8-16UNCx1.25,GD8
37	8051-272	4	WASHER,SPRING LOCK,3/8,ZN
38	0201-410	2	FLANGE,SPLIT,CODE 61
39	0309-540	1	O-RING,-16 FLANGE 16FLOR
40	0310-294	1	O-RING,#222,1.50x1.75x.13 (LUTZ)

REF. NO.	PART NUMBER	QTY.	DESCRIPTION
41	0200-171	2	COUPLING,SPLIT,CODE 61,1.25"
42	7001-142	1	PLUG 6408-10-O 10MORB
43	0700-170	4	WASHER,21 x 22 x 2.5 WASHER,21 x 22 x 2.5 8T-4121

For kit information, please see page 10-1A



SERVICE ITEM
Part # Description
 0090-463 JOYSTICK BUTTON, MOMENTARY

Service parts for item 8
 0307-169 - O-RING (FLANGE)

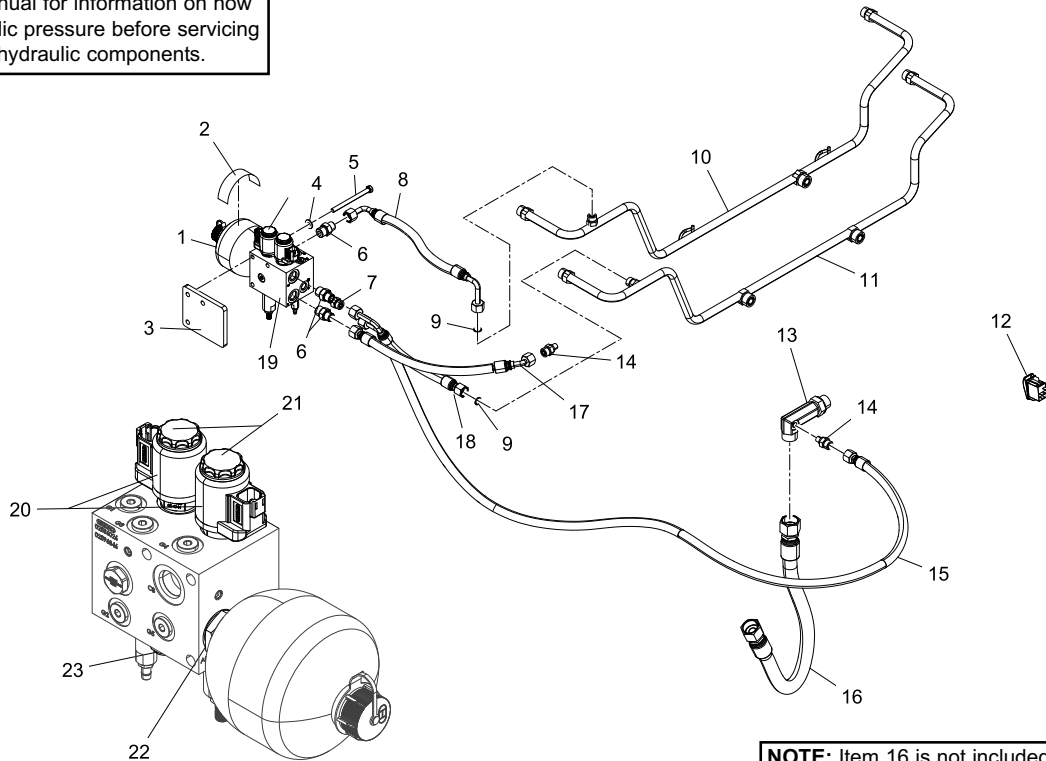
RIDE CONTROL

RT-75 valid from 04000

Chapter 3

REF. NO.	PART NUMBER	QTY.	DESCRIPTION	REF. NO.	PART NUMBER	QTY.	DESCRIPTION
1	7001-392	1	ACCUMULATOR RIDE CONTROL				
2	0404-626	1	DECAL, ISO WARNING ACCUMULATOR				
3	3030-391	1	PLATE, 3/8" , RC MOUNT				
4	8050-222	3	WASHER,WROUGHT,1/4,STD,ZN				
5	8102-144	3	CAPSCREW HH 5/16-18 x 4"				
6	0310-992	3	ADAPTER,6MFFOR-8MB FS6400-06-08				
7	0310-329	1	ADAPTER,6MFFOR-6MB				
8	3030-418	1	HOSE, -6,3300 PSI, FFX90L-06-06, FFX90M-06-06, 13.25				
9	0310-286	2	O-RING,8 ORFF,2-014 N0552				
10	3030-393	1	TUBE DOWN B CHASSIS RH				
11	3030-392	1	TUBE, DOWN B,VALVE				
12	2017-910	1	SWITCH, RIDE CONTROL, LOCKING				
13	0315-073	1	ADAPTER,12MFFOR-12MORB NWO, -4 FORB PORT				
14	0314-014	2	ADAPTER,6MFFOR-4MB FS6400-06-04				
15	3030-390	1	HOSE, -6, FFX-06-06-W, FFX90-06-06-W, 69.50"				
16	-----	1	(SEE NOTE BELOW)				
17	3030-416	1	HOSE, -6,1000PSI, FFX-06-06, FFX45-06-06,15.38"				
18	3030-442	1	HOSE, -6, FFX45-06-06, FFX45-06-06, KT-06, 10.00", 180°				
19	3020-039	1	LOADER SUSPENSION				
20	7001-393	2	COILS RIDE CONTROL				
21	7001-386	2	SOLENOID RIDE CONTROL				
22	7001-391	1	ORIFICE PLATE RIDE CONTROL				
23	7001-388	1	VALVE PRESSURE REDUCING RIDE CONTROL				

NOTE: Please refer to the Operation and Maintenance manual for information on how to relieve hydraulic pressure before servicing any pressurized hydraulic components.



NOTE: Item 16 is not included in the ride control field install kit, but is pictured here for reference.

For kit information, please see page 10-1A

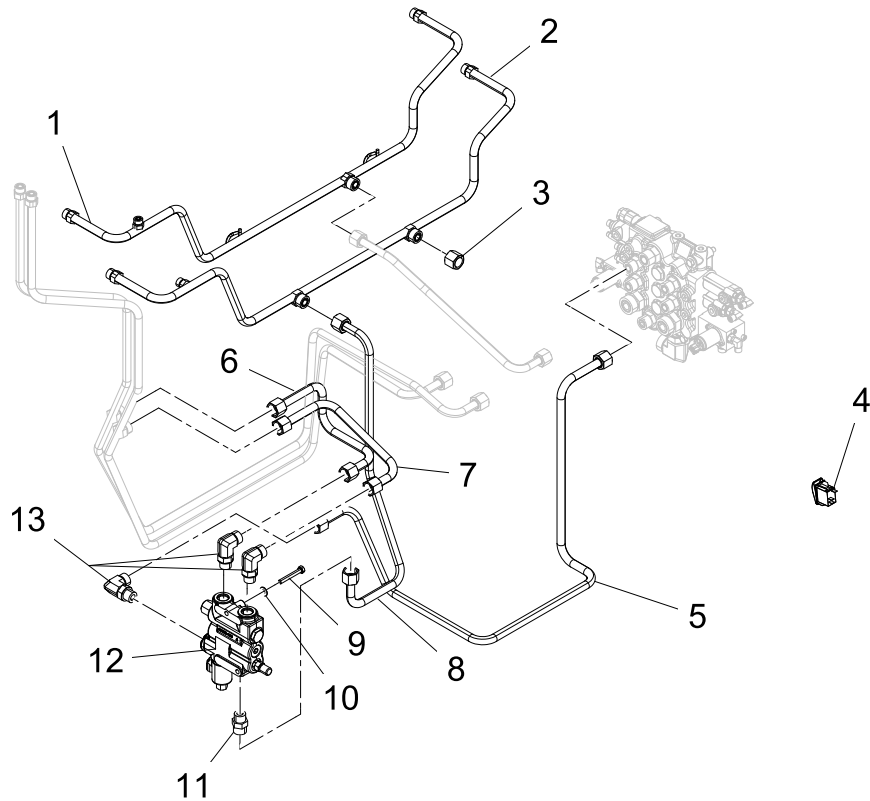
BUCKET POSITIONING

RT-75 valid from 04000

Chapter 3

REF. NO.	PART NUMBER	QTY.	DESCRIPTION	REF. NO.	PART NUMBER	QTY.	DESCRIPTION
1	3030-393	1	TUBE DOWN B CHASSIS RH				
2	3030-392	1	TUBE, DOWN B, VALVE				
3	0310-339	1	ADAPTER, CAP, 10FFOR 6V9831(FS0304-C-10)				
4	2045-477	1	SWITCH SELF LEVELER				
5	3020-218	1	TUBE SELF LEVEL B				
6	3030-385	1	TUBE, -10, C CURL				
7	3030-386	1	TUBE, -10 D DUMP				
8	3020-219	1	TUBE SELF LEVEL A				
9	8102-138	2	CAPSCREW, HH, 5/16-18 X 2.25 GD8				
10	8050-222	2	WASHER, WROUGHT, 1/4, STD, ZN				
11	0310-318	1	ADAPTER, 10MFFOR-10MB				
12	0201-625	1	VALVE, SELF-LEVELING				
13	0201-668	3	ADAPTER, FS6801-10-10NWO				

For kit information, please see page 10-1A



Chapter 4

Electrical

4-1 Rear View Camera

RT-75 Serial # valid from - 04000 **4-1A**

4-2 Battery

RT-75 Serial # valid from - 04000 **4-2A**

4-3 Harnesses

RT-75 Serial # valid from - 04000 **4-3A**

4-4 Fuse Panel

RT-75 Serial # valid from - 04000 **4-4A**

4-5 Exterior Lights

RT-75 Serial # valid from - 04000 **4-5A**

*** Parts manuals are updated frequently. To ensure current parts information, always refer to the latest version of this manual (posted online, consult your dealer).**

NOTE: Ordering parts that are painted requires a specific part number format. Please refer to page II of this manual for paint code and ordering information

REAR VIEW CAMERA

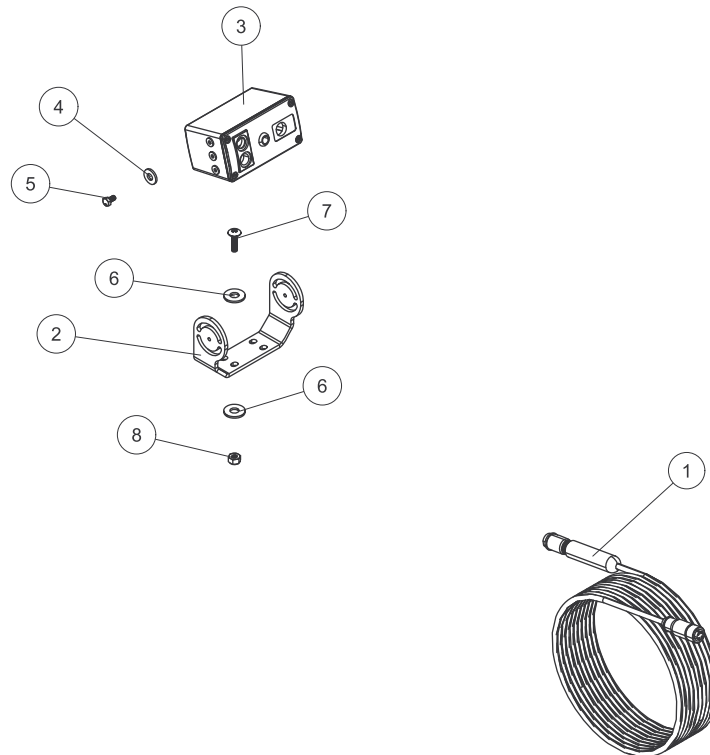
RT-75 valid from 04000

Chapter 4

REF. NO.	PART NUMBER	QTY.	DESCRIPTION
1	2017-900	1	CABLE, CAMERA, 5M EXTENSION
2	2097-242	1	MOUNT, CAMERA
3	2097-237	1	CAMERA, SURFACE MOUNT
4	8050-157	4	HARDENED WASHER,FLAT,#12,SAE
5	0090-776	4	SCREW, HH, M4 X 0.7 X 8.0
6	8050-222	4	HARDENED WASHER,FLAT,1/4,USS
7	0090-117	2	CAPSCREW TH PH 10-24 X .75 SS
8	8040-246	2	NUT,HEX,NYLOCK,10-24,UNC

REF. NO.	PART NUMBER	QTY.	DESCRIPTION

For kit information, please see page 10-1A

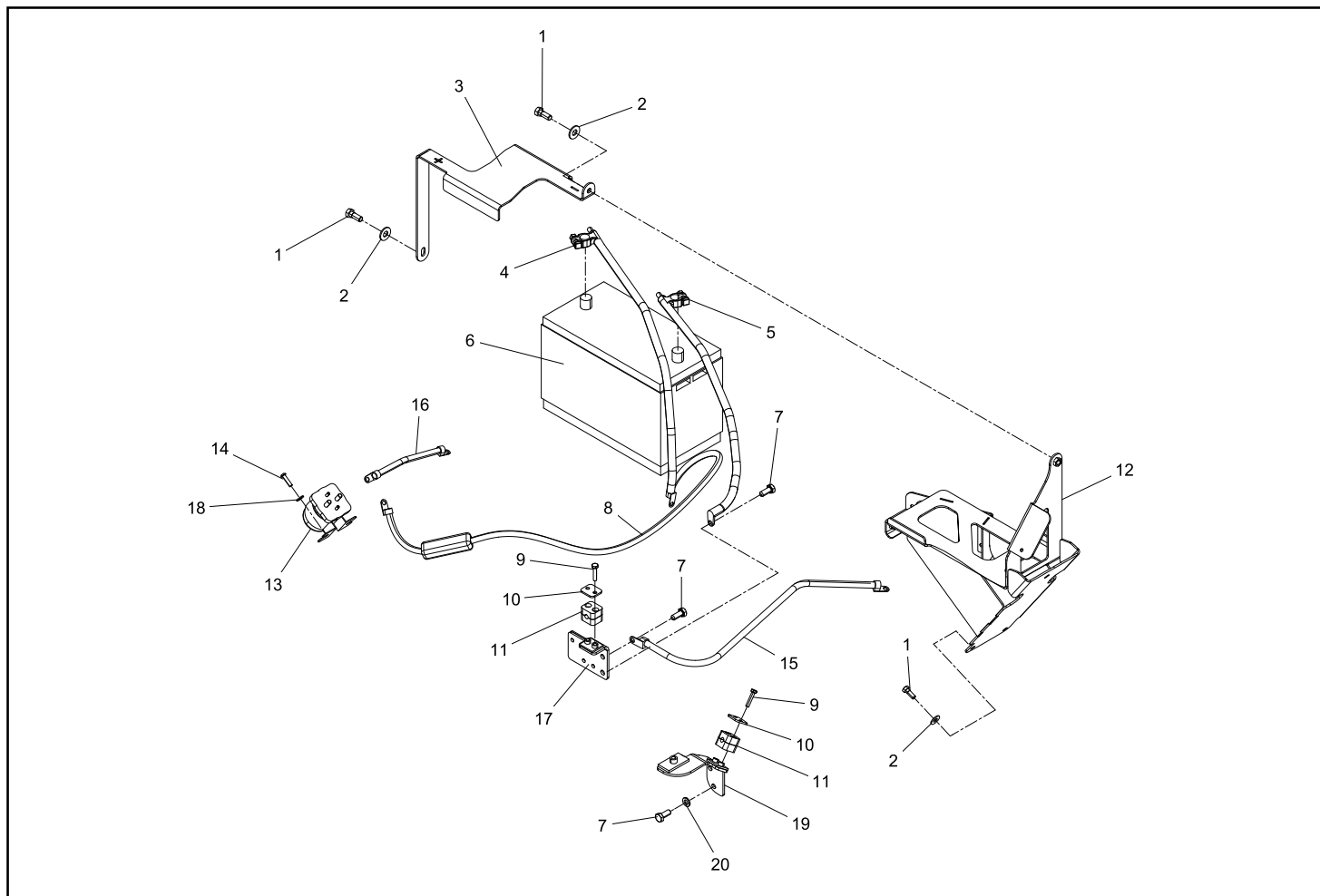


BATTERY

RT-75 valid from 04000

Chapter 4

REF. NO.	PART NUMBER	QTY.	DESCRIPTION	REF. NO.	PART NUMBER	QTY.	DESCRIPTION
1	8102-222	5	CAPSCREW,HH,3/8-16 UNCx1.0,GD8,ZN				
2	8050-282	5	WASHER,WROUGHT,3/8,STD,ZN				
3	3030-145	1	PLATE, BATTERY CLAMP				
4	3030-060	1	CABLE BATTERY POSITIVE				
5	3030-061	1	CABLE BATTERY NEGATIVE				
6	2076-392	1	BATTERY GROUP 31				
7	0303-095	4	CAPSCREW M10 x 1.5 x 25 HCS 10.9OZ				
8	2096-229	1	CABLE				
9	8102-044	4	CAPSCREW,HH,1/4-20UNCx1.25,GD8,ZN				
10	2045-581	2	PLATE COVER COP-1				
11	2045-580	2	CLAMP SET 1038-PP				
12	2018-164	1	WLMT BATTERY MTG BKT				
13	3000-601	1	RELAY 200 AMP INTAKE AIR HEATER				
14	0090-457	2	CAPSCREW 1/4-20 X 1" ZINC BUTTON SOCKET				
15	3030-262	1	STRAP GROUND				
16	3030-276	1	CABLE HEATER AIR INTAKE				
17	3030-259	1	WLMT PLATE AC TUBES				
18	8050-221	2	WASHER,FLAT,1/4,SAE				
19	3030-266	1	WLMT BRKT TUBE HEATER				
20	0090-104	2	WASHER .402 x .728 x .098 HARD				

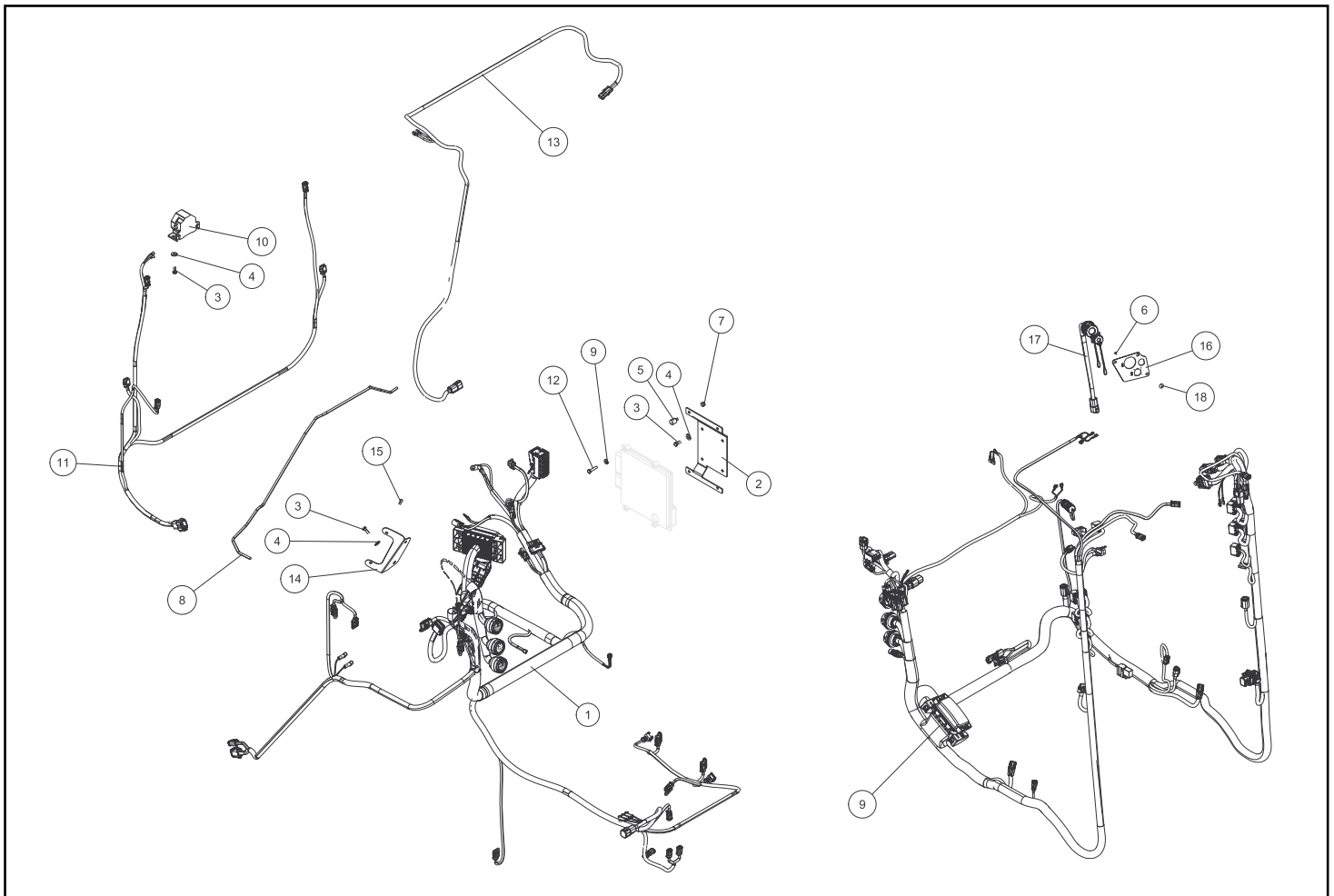


HARNESSES

RT-75 valid from 04000

Chapter 4

REF. NO.	PART NUMBER	QTY.	DESCRIPTION	REF. NO.	PART NUMBER	QTY.	DESCRIPTION
1	3030-473	1	HARNESS, CHASSIS				
2	3030-129	1	PLATE, MOUNTING, 2.8 CUMMINS ECU				
3	8102-040	8	CAPSCREW, HH, 1/4-20X.75				
4	8050-222	10	HARDENED WASHER, FLAT, 1/4, USS				
5	2095-428	4	MNT, RUBBER, ECM				
6	0090-475	4	SCREW MACHINE #6-32 X 1/4 PHILLIPS PAN HEAD				
7	8040-366	4	NUT, HEX, NYLOCK, 1/4-20, UNC				
8	3030-436	1	FAN BLOCK JUMPER HARNESS				
9	2017-320	1	HARNESS, CAB				
10	0400-964	1	ALARM, BACK-UP				
11	3030-474	1	HARNESS, HOOD				
12	8102-044	4	CAPSCREW, HH, 1/4-20X1.25				
13	2017-907	1	HARNESS, CONDENSER				
14	2017-896	1	BRKT, FUSE PANELS				
15	0090-811	2	CAPSCREW, M6-1.0 X 20MM HEX DRIVE ZINC BUT				
16	2017-298	1	PLATE, DIAGNOSTIC, 3/9 PIN				
17	2017-268	1	HARNESS, 3/9 PIN DIAGNOSTIC JUMPER				
18	0090-790	3	SCREW MACHINE, TRUSS HEAD, 6-LOBE, 1/4-20 X				

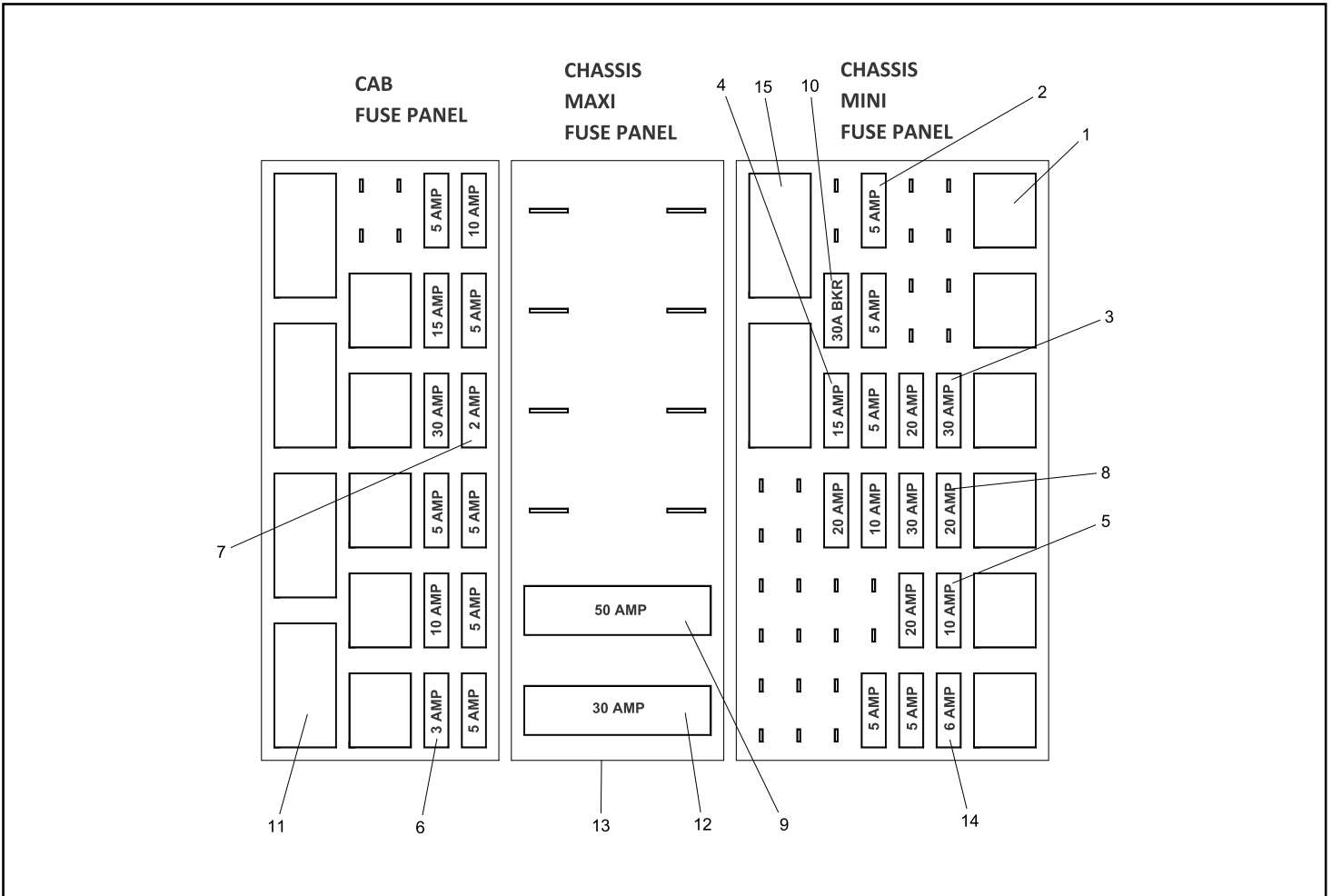


FUSE PANEL

RT-75 valid from 04000

Chapter 4

REF. NO.	PART NUMBER	QTY.	DESCRIPTION	REF. NO.	PART NUMBER	QTY.	DESCRIPTION
1	2018-345	11	RELAY				
2	0310-794	11	FUSE,MINI, 5 AMP				
3	0310-799	3	FUSE,MINI,30 AMP				
4	0310-796	2	FUSE,MINI,15 AMP				
5	0310-795	4	FUSE,MINI,10 AMP				
6	0201-779	1	FUSE,MINI,3 AMP				
7	0310-793	1	FUSE,MINI,2 AMP				
8	0310-797	4	FUSE,MINI,20 AMP				
9	0310-803	1	FUSE,MAXI, 50 AMP				
10	2096-907	1	30 AMP CIRCUIT BREAKER				
11	7071-853	5	RELAY				
12	0310-801	1	FUSE,MAXI, 30 AMP				
13	3030-473	1	HARNESS, CHASSIS				
14	2018-347	1	DIODE,6 AMP				
15	2096-905	1	RELAY				



EXTERIOR LIGHTS

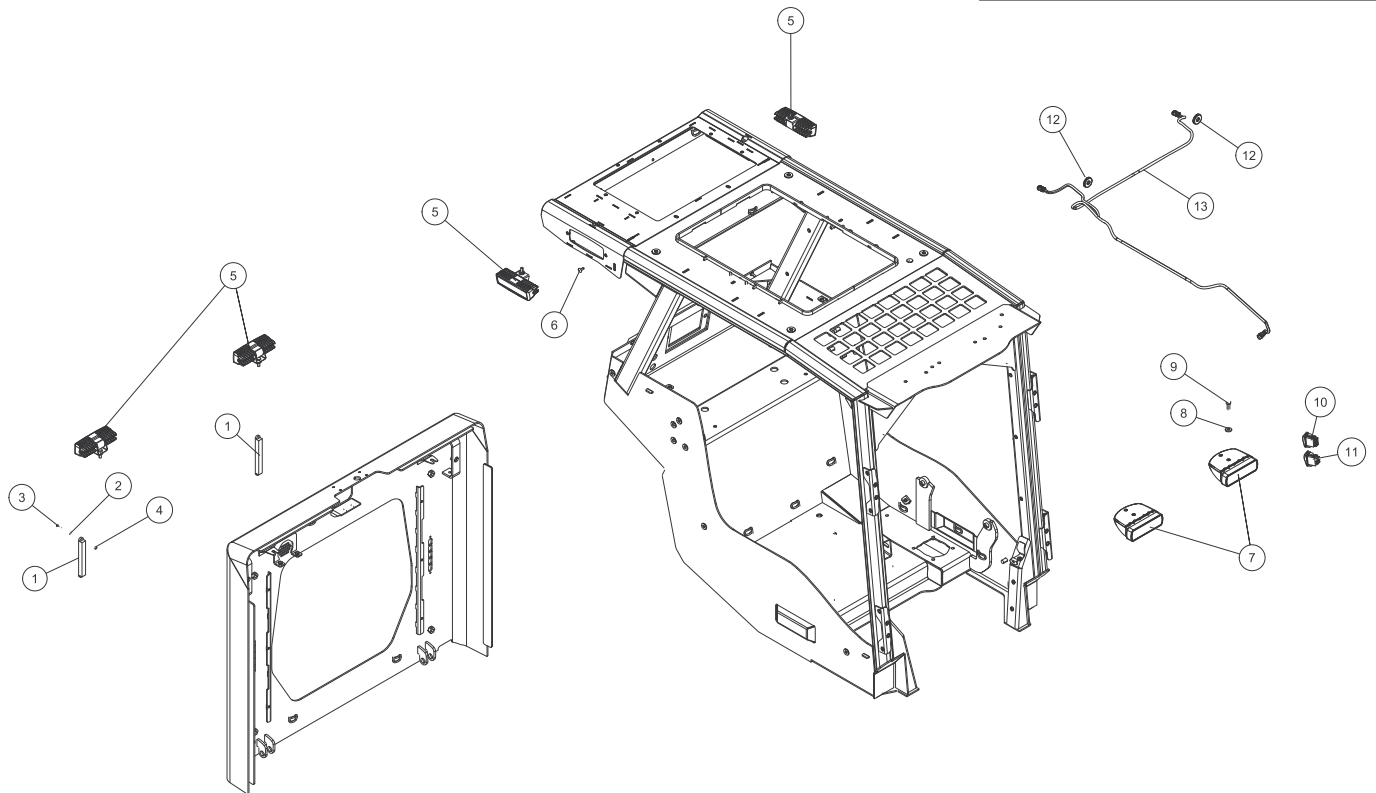
RT-75 valid from 04000

Chapter 4

REF. NO.	PART NUMBER	QTY.	DESCRIPTION	REF. NO.	PART NUMBER	QTY.	DESCRIPTION
1	2015-608	2	TAIL LIGHT, FLANGE MOUNT, NARROW				
2	8050-091	4	HARDENED WASHER,FLAT,#6, SAE				
3	0090-708	4	#6-32 X 3/4 6-LOBE DRIVE PAN HEAD				
4	8041-801	4	NUT,HEX,NYLOCK,6-32 UNC				
5	2017-328	4	LIGHT, RECTANGULAR, LED				
6	0090-730	4	1/4 STEM DIA BLACK FENDER 3/4 LONG				
7	2017-897	2	FRONT LIGHT PECTOR 620				
8	8050-262	2	HARDENED WASHER,FLAT,5/16,USS				
9	8102-222	2	CAPSCREW,HH,3/8-16UNCX1.0,GD8				
10	2017-908	1	SWITCH, LIGHT, WORK/DRIVE				
11	2017-916	1	SWITCH, SIDE LIGHTS				
12	2075-638	2	GROMMET WEB				
13	2017-914	1	HARNESS, SIDE LIGHTS				

For kit information, please see page 10-1A

Side lighting is optional, includes items 5, 6 (Qty 2) and 11-13.



Chapter 5

Undercarriage

5-1 Axles / Tracks

RT-75 Serial # valid from - 04000 **5-1A**

5-2 Drive Assembly RT

RT-75 Serial # valid from - 04000 **5-2A**

5-3 Drive Assembly LT

RT-75 Serial # valid from - 04000 **5-3A**

5-4 Undercarriage Assembly RT

RT-75 Serial # valid from - 04000 **5-4A**

5-5 Undercarriage Assembly LT

RT-75 Serial # valid from - 04000 **5-5A**

*** Parts manuals are updated frequently. To ensure current parts information, always refer to the latest version of this manual (posted online, consult your dealer).**

NOTE: Ordering parts that are painted requires a specific part number format. Please refer to page II of this manual for paint code and ordering information.

AXLES / TRACKS

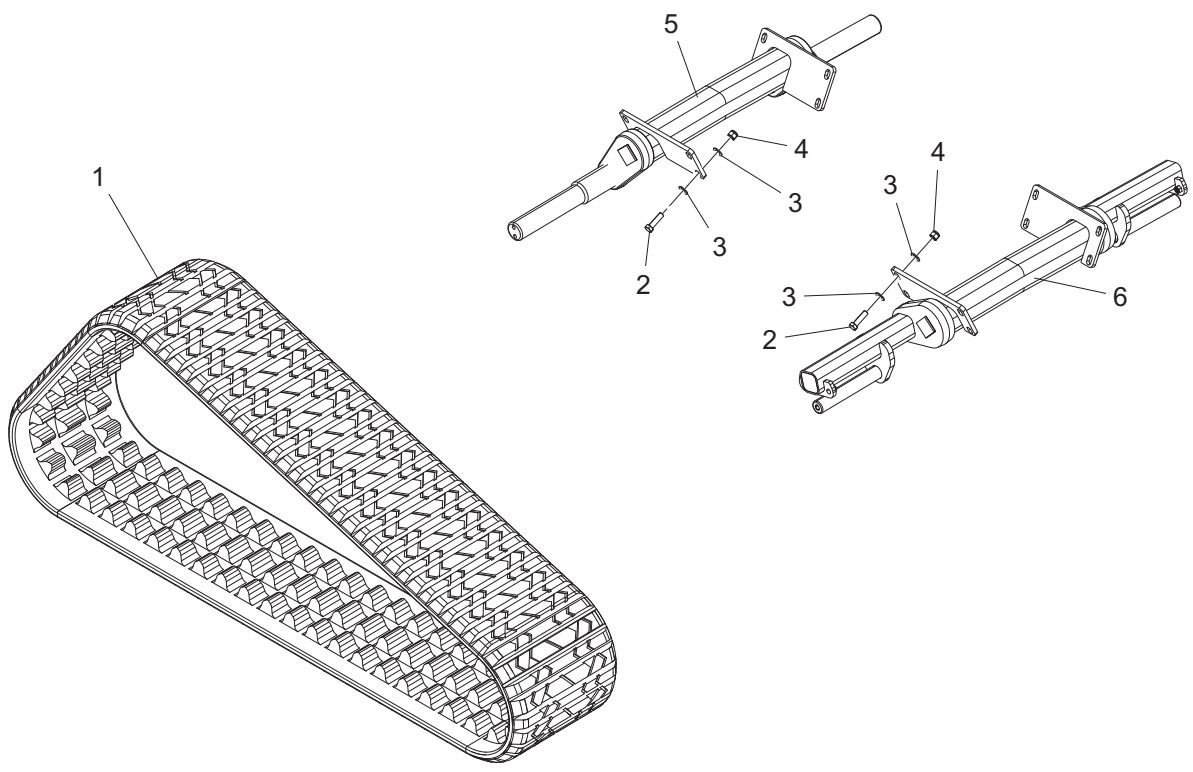
RT-75 valid from 04000

Chapter 5

REF. NO.	PART NUMBER	QTY.	DESCRIPTION
1	2035-777	2	TRACK 18 X 201 3 DRIVE LUG
2	8102-588	16	CAPSCREW,HH,5/8-11UNCx2.25,GD8 ZN
3	0700-287	32	WASHER,16mmX30mmX5mm
4	0402-621	16	NUT,TOP LOCK,STL,5/8-11UNC,ZN,GD8
5	3030-588	1	AXLE, REAR #13
6	3030-587	1	AXLE, FRONT #13

REF. NO.	PART NUMBER	QTY.	DESCRIPTION

Optional 20" tracks Item 1
Part # 2035-020

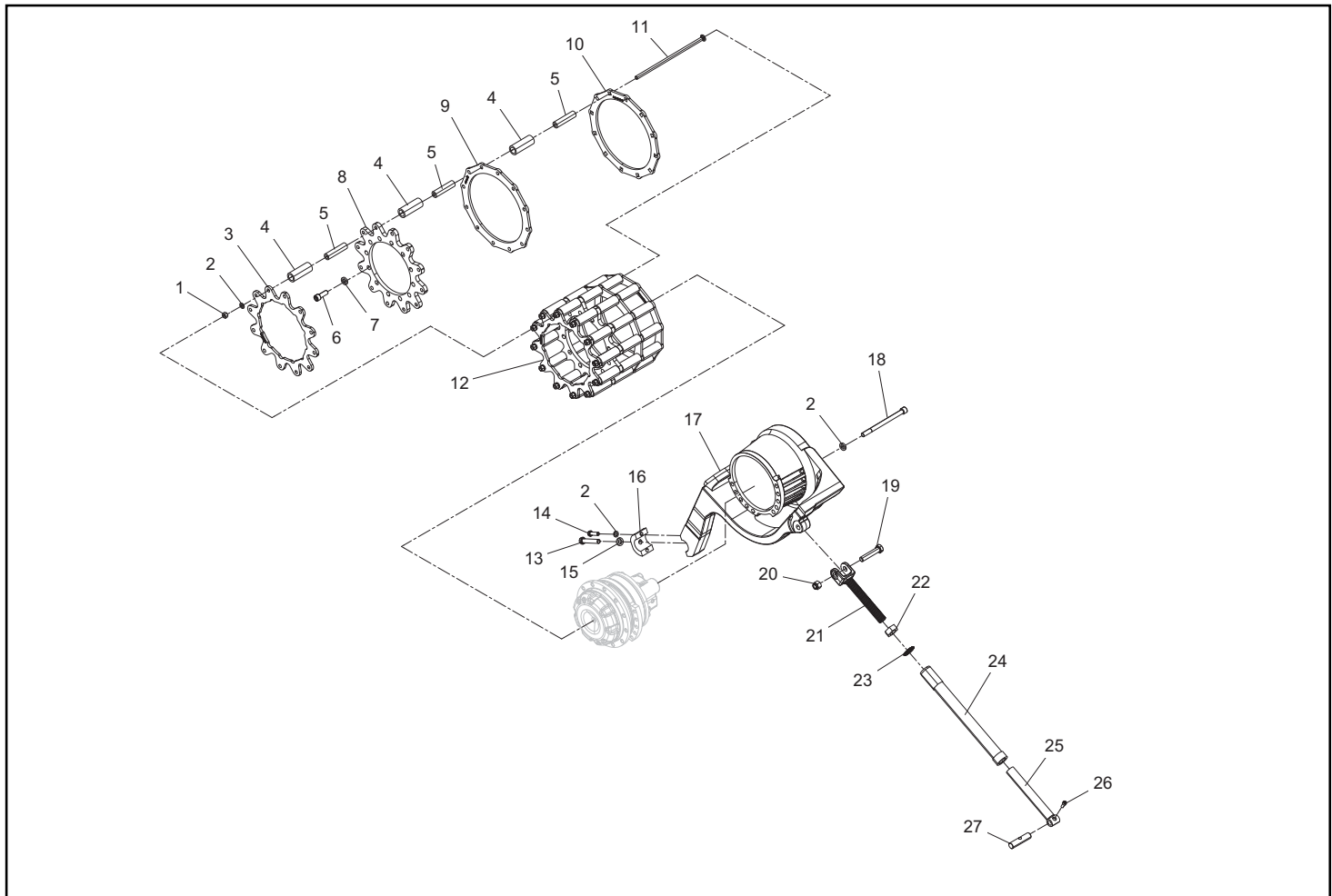


DRIVE TABLE, RT

RT-75 valid from 04000

Chapter 5

REF. NO.	PART NUMBER	QTY.	DESCRIPTION	REF. NO.	PART NUMBER	QTY.	DESCRIPTION
1	0700-124	12	NUT, TOPLOCK, 1/2-13UNC, ZN, GD8				
2	2035-597	24	WASHER WROUGHT .531 x .886 x 0118 HARD ZN				
3	2035-128	1	RING, SPROCKET, OUTER				
4	2035-268	36	TOOTH, DRIVE, SPROCKET, 3.938"				
5	2035-267	36	TOOTH, DRIVE, SPROCKET, 4.063"				
6	2035-197	12	CAPSCREW, SOC HD, M16X2.0, 45MM				
7	0700-287	12	WASHER, 16mmX30mmX5mm				
8	0704-206	1	SPROCKET DRIVE MACHINED				
9	2035-296	1	RING, SPROCKET, INNER				
10	2035-120	1	RING, SPROCKET, BONFIG				
11	2035-654	12	BOLT CARRIAGE 1/2-13 UNC x 14.625" GR8				
12	2035-890	1	ASSY SPROCKET MCRT				
13	0090-026	1	CAPSCREW HH 5/8-11 x 3.75				
14	8102-406	2	CAPSCREW, HH, 1/2-13UNC x 1.75, GD8				
15	0700-287	1	WASHER, 16mmX30mmX5mm				
16	2035-062	1	CAP, AXLE				
17	2035-956	1	TABLE MACHINED MCRT RH				
18	0090-568	10	CAP SCREW SOCKET HEAD ,M16-2.0 x 220mm CL 12.9				
19	0304-408	1	CAPSCREW, HH, 3/4-10UNC 3.75, GD8,				
20	8040-786	1	NUT, HEX, NYLOCK, 3/4-10 UNC, ZN				
21	2035-448	1	CLEVIS END TENSIONER MACHINED				
22	0304-077	1	NUT, HEX, JAM, 1 1/4 - 7, RH				
23	0090-262	1	WASHER SAFETY S33-1.25"				
24	2035-382	1	WLMT TENSIONER CENTER HEX				
25	2035-310	1	WLMT, TENSIONER END, W/HOLE				
26	2035-471	1	CAPSCREW SOC HD 3/8-16 x 1				
27	2035-308	1	PIN, TENSIONER, THREADED				

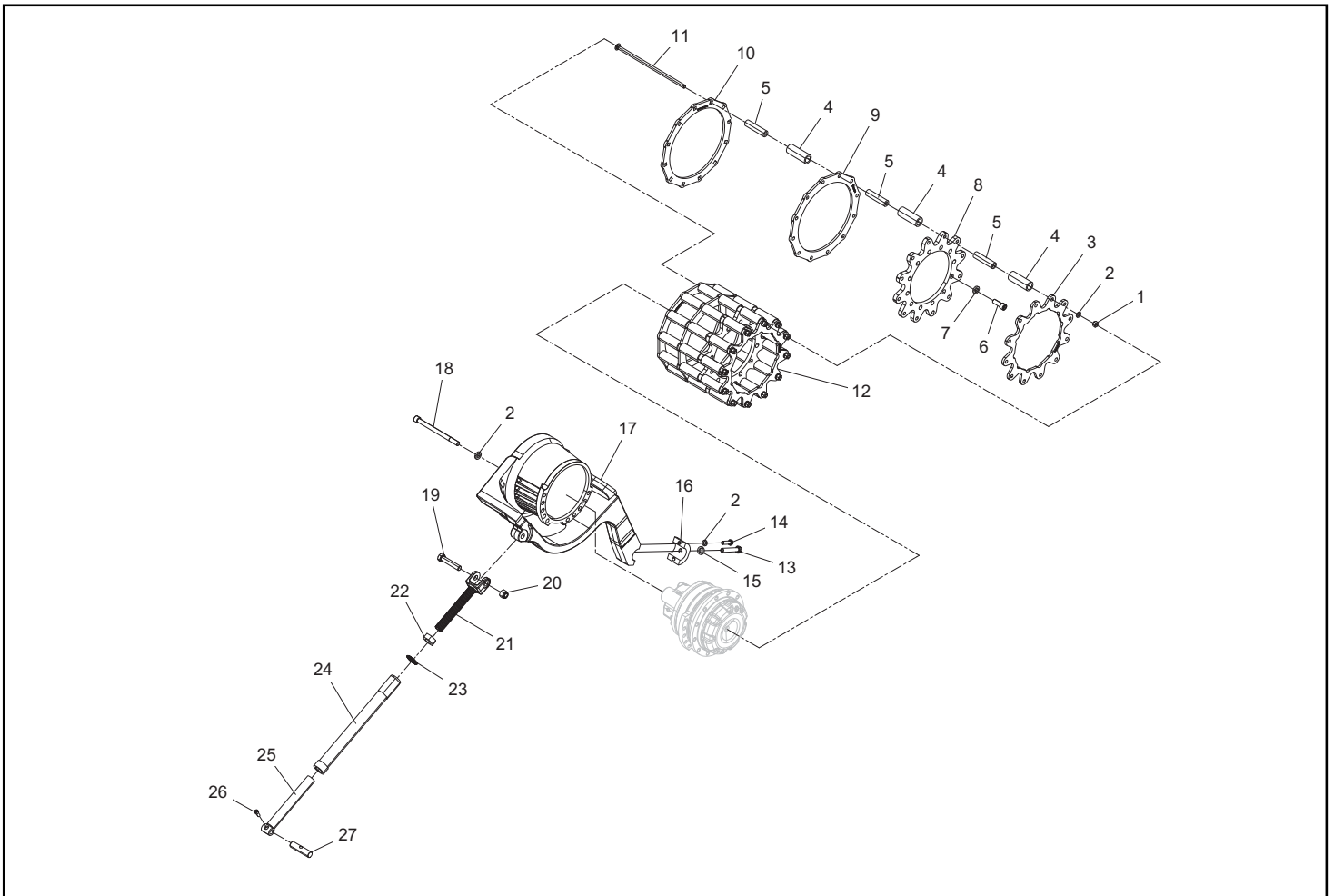


DRIVE TABLE, LT

RT-75 valid from 04000

Chapter 5

REF. NO.	PART NUMBER	QTY.	DESCRIPTION	REF. NO.	PART NUMBER	QTY.	DESCRIPTION
1	0700-124	12	NUT, TOP LOCK, 1/2-13UNC, ZN, GD8				
2	2035-597	24	WASHER WROUGHT .531 x .886 x 0118 HARD ZN				
3	2035-128	1	RING, SPROCKET, OUTER				
4	2035-268	36	TOOTH, DRIVE, SPROCKET, 3.938"				
5	2035-267	36	TOOTH, DRIVE, SPROCKET, 4.063"				
6	2035-197	12	CAPSCREW, SOC HD, M16X2.0, 45MM				
7	0700-287	12	WASHER, 16mmX30mmX5mm				
8	0704-206	1	SPROCKET DRIVE MACHINED				
9	2035-296	1	RING, SPROCKET, INNER				
10	2035-120	1	RING, SPROCKET, BONFIG				
11	2035-654	12	BOLT CARRIAGE 1/2-13 UNC x 14.625" GR8				
12	2035-890	1	ASSY SPROCKET MCRT				
13	0090-026	1	CAPSCREW HH 5/8-11 x 3.75				
14	8102-406	2	CAPSCREW, HH, 1/2-13UNC x 1.75, GD8				
15	0700-287	1	WASHER, 16mmX30mmX5mm				
16	2035-062	1	CAP, AXLE				
17	2035-956	1	TABLE MACHINED MCRT RH				
18	0090-568	10	CAP SCREW SOCKET HEAD ,M16-2.0 x 220mm CL 12.9				
19	0304-408	1	CAPSCREW, HH, 3/4-10UNC 3.75, GD8,				
20	8040-786	1	NUT, HEX, NYLOCK, 3/4-10 UNC, ZN				
21	2035-448	1	CLEVIS END TENSIONER MACHINED				
22	0304-077	1	NUT, HEX, JAM, 1 1/4 - 7, RH				
23	0090-262	1	WASHER SAFETY S33-1.25"				
24	2035-382	1	WLMT TENSIONER CENTER HEX				
25	2035-310	1	WLMT, TENSIONER END, W/HOLE				
26	2035-471	1	CAPSCREW SOC HD 3/8-16 x 1				
27	2035-308	1	PIN, TENSIONER, THREADED				



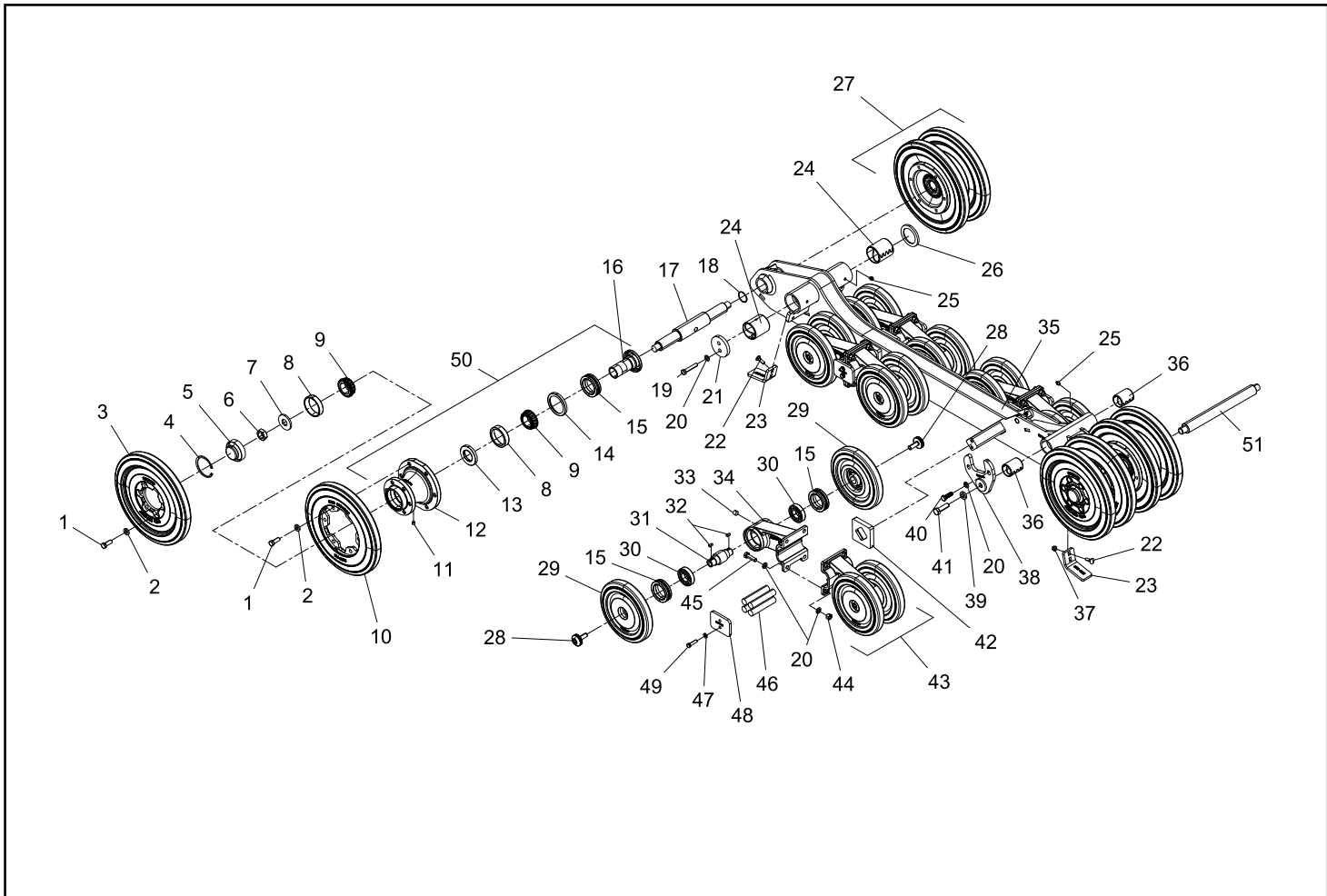
UNDERCARRIAGE ASSEMBLY RT

RT-75 valid from 04000

Chapter 5

REF. NO.	PART NUMBER	QTY.	DESCRIPTION
1	2035-659	48	CAPSCREW HH 1/2-13 x 1.375 GR8
2	0090-136	48	WASHER HARD 1.0 X .531 X .197
3	2035-713	4	WHEEL 15" OUTER
4	2035-124	4	RING,SNAP,TUBE,WHEEL
5	2035-138	4	CAP,HUB,RUBBER BONDED
6	2035-093	4	NUT HEX JAM LOCK 1-8 UNC GR C
7	2035-092	4	WASHER,1.060x2.5x.250
8	2035-017	8	BEARING,CUP,25520-20082
9	2035-018	8	BEARING,CONE
10	2035-712	4	WHEEL 15" INNER
11	2035-320	4	PLUG 1/8" NPT HEX W/SEALANT
12	2035-814	4	HUB MACHINED SPOOL 15"
13	2035-238	4	SEAL INTERNAL END
14	2035-360	4	RETAINER SEAL INNER
15	2035-189	20	ASSY,SEAL,EAGLE
16	2035-145	4	WLMT,SLEEVE,EAGLE
17	2035-149	2	AXLE,REAR,C-SERIES
18	2035-135	8	O-RING #30
19	0301-764	2	CAPSCREW,HH,M12 x 1.75 x 65MM
20	2035-597	36	WASHER WROUGHT .531 x .886 x 0118 HARD ZN
21	0201-148	1	RETAINER,AXLE
22	8111-224	8	BOLT,CARRIAGE,3/8-16UNCX1.25,G
23	2035-159	4	SCRAPER,FRONT,14"
24	2035-215	2	BUSHING,SPRING,2.50x2.75x3
25	0304-427	4	FITTING,GREASE,1/8 NPT x 45^
26	0201-147	2	SPACER, AXLE
27	0403-170	4	ASSY IDLER SPOOL 15" WHEEL (INCLUDES ITEMS 1-16)
28	2035-298	16	BOLT O-RING FLANGE
29	2035-179	16	WHEEL 10" THIN
30	0307-923	16	BEARING,BALL,6207-OPEN
31	2035-211	8	SHAFT HALF CARRIAGE
32	2035-991	16	KEY,CUT TO LENGTH .25"x.25"x.625"
33	0301-103	8	PLUG,3/8-18 NPT,SOCKET HD
34	2035-784	8	BOGIE CARRIAGE MACHINED
35	2036-140	1	WLMT RAIL DUAL LEVEL
36	2035-214	2	BUSHING,SPRING,1.75x2x2.50
37	2035-344	8	NUT SERRATED FLANGE,3/8-16
38	2035-352	1	WLMT AXLE RETAINER
39	0700-287	1	WASHER,16mmX30mmX5mm
40	0200-337	2	CAPSCREW,HH,M12x1.75x40MM,GR8,8

REF. NO.	PART NUMBER	QTY.	DESCRIPTION
41	0090-254	1	CAPSCREW HH M16-2 x 55MM 10.9
42	2035-347	4	SPACER,UHMW,WALKING-TANDEM
43	2035-205	8	ASSY BOGIE (INCLUDES ITEMS 15 & 28-34)
44	8042-602	16	NUT,HEX,1/2-13 UNC,ZN
45	8102-406	16	CAPSCREW,HH,1/2-13UNCx1.75,GD8
46	2035-264	16	CORD,RUBBER,DUAL,LEVEL
47	0090-104	2	WASHER .402 x .728 x .098 HARD
48	2035-206	1	PLATE,CAP
49	8102-225	2	CAPSCREW,HH,3/8-16 UNCx1.5,GD8,ZN
50	2036-114	4	ASSEMBLY HUB SPOOL 15" (CAT 372-5766)
51	2035-733	1	AXLE C-SERIES



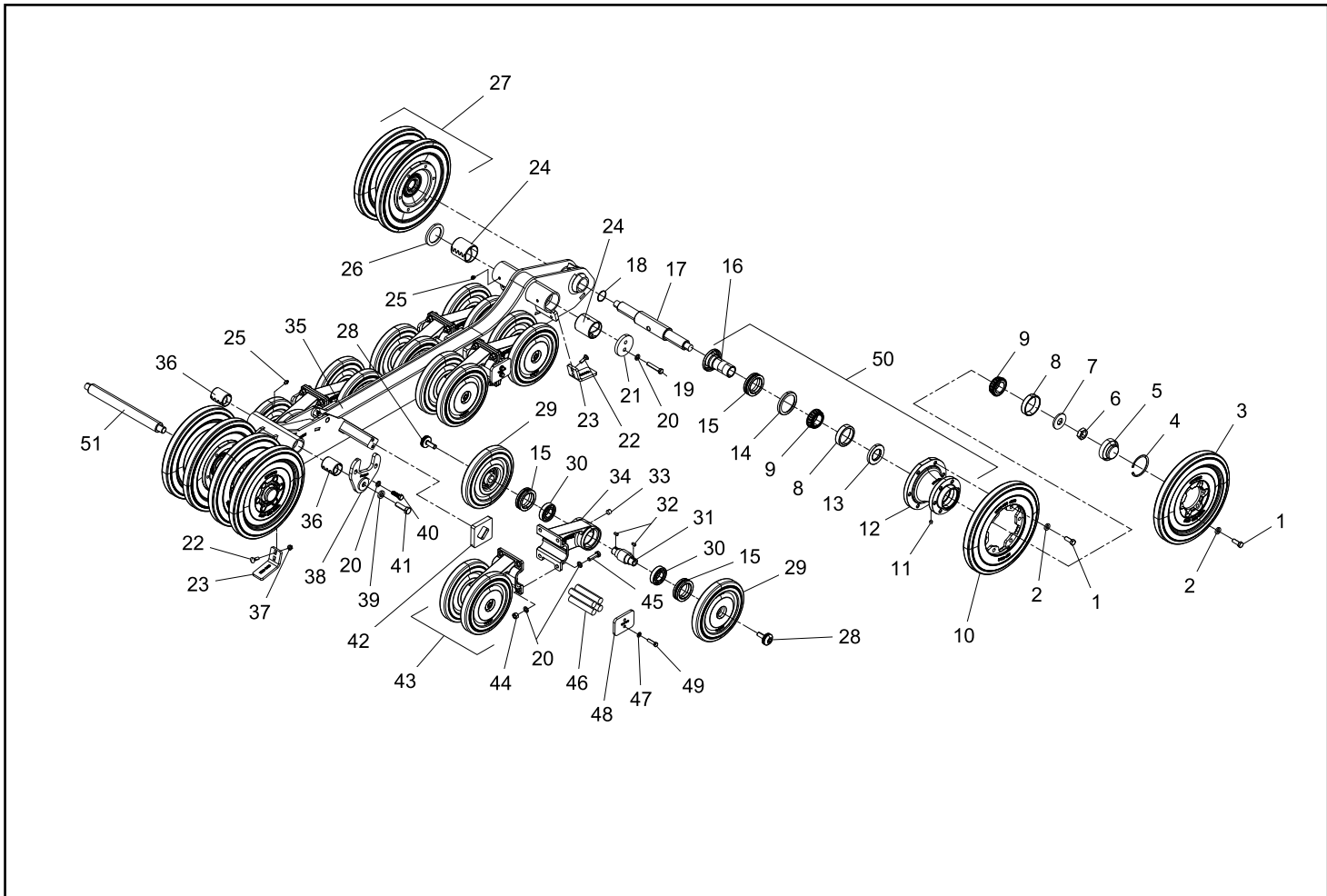
UNDERCARRIAGE ASSEMBLY LT

RT-75 valid from 04000

Chapter 5

REF. NO.	PART NUMBER	QTY.	DESCRIPTION
1	2035-659	48	CAPSCREW HH 1/2-13 x 1.375 GR8
2	0090-136	48	WASHER HARD 1.0 X .531 X .197
3	2035-713	4	WHEEL 15" OUTER
4	2035-124	4	RING,SNAP,TUBE,WHEEL
5	2035-138	4	CAP,HUB,RUBBER BONDED
6	2035-093	4	NUT HEX JAM LOCK 1-8 UNC GR C
7	2035-092	4	WASHER,1.060x2.5x.250
8	2035-017	8	BEARING,CUP,25520-20082
9	2035-018	8	BEARING,CONE
10	2035-712	4	WHEEL 15" INNER
11	2035-320	4	PLUG 1/8" NPT HEX W/SEALANT
12	2035-814	4	HUB MACHINED SPOOL 15"
13	2035-238	4	SEAL INTERNAL END
14	2035-360	4	RETAINER SEAL INNER
15	2035-189	20	ASSY,SEAL,EAGLE
16	2035-145	4	WLMT,SLEEVE,EAGLE
17	2035-149	2	AXLE,REAR,C-SERIES
18	2035-135	8	O-RING #30
19	0301-764	2	CAPSCREW,HH,M12 x 1.75 x 65MM
20	2035-597	36	WASHER WROUGHT .531 x .886 x 0118 HARD ZN
21	0201-148	1	RETAINER,AXLE
22	8111-224	8	BOLT,CARRIAGE,3/8-16UNCX1.25,G
23	2035-159	4	SCRAPER,FRONT,14"
24	2035-215	2	BUSHING,SPRING,2.50x2.75x3
25	0304-427	4	FITTING,GREASE,1/8 NPT x 45^
26	0201-147	2	SPACER, AXLE
27	0403-170	4	ASSY IDLER SPOOL 15" WHEEL (INCLUDES ITEMS 1-16)
28	2035-298	16	BOLT O-RING FLANGE
29	2035-179	16	WHEEL 10" THIN
30	0307-923	16	BEARING,BALL,6207-OPEN
31	2035-211	8	SHAFT HALF CARRIAGE
32	2035-991	16	KEY,CUT TO LENGTH .25"x.25"x.625"
33	0301-103	8	PLUG,3/8-18 NPT,SOCKET HD
34	2035-784	8	BOGIE CARRIAGE MACHINED
35	2036-140	1	WLMT RAIL DUAL LEVEL
36	2035-214	2	BUSHING,SPRING,1.75x2x2.50
37	2035-344	8	NUT SERRATED FLANGE,3/8-16
38	2035-352	1	WLMT AXLE RETAINER
39	0700-287	1	WASHER,16mmX30mmX5mm
40	0200-337	2	CAPSCREW,HH,M12x1.75x40MM,GR8,8

REF. NO.	PART NUMBER	QTY.	DESCRIPTION
41	0090-254	1	CAPSCREW HH M16-2 x 55MM 10.9
42	2035-347	4	SPACER,UHMW,WALKING-TANDEM
43	2035-205	8	ASSY BOGIE (INCLUDES ITEMS 15 & 28-34)
44	8042-602	16	NUT,HEX,1/2-13 UNC,ZN
45	8102-406	16	CAPSCREW,HH,1/2-13UNCx1.75,GD8
46	2035-264	16	CORD,RUBBER,DUAL,LEVEL
47	0090-104	2	WASHER .402 x .728 x .098 HARD
48	2035-206	1	PLATE,CAP
49	8102-225	2	CAPSCREW,HH,3/8-16 UNCx1.5,GD8,ZN
50	2036-114	4	ASSEMBLY HUB SPOOL 15" (CAT 372-5766)
51	2035-733	1	AXLE C-SERIES



Chapter 6

Mainframe

6-1 Chassis

RT-75 Serial # valid from - 04000 **6-1A**

6-2 Hood Assemblies

RT-75 Serial # valid from - 04000 **6-2A**

6-3 RT-75 HD Guarding

RT-75 Serial # valid from - 04000 **6-3A**

6-4 RT-75 HD Brush Guard

RT-75 Serial # valid from - 04000 **6-4A**

*** Parts manuals are updated frequently. To ensure current parts information, always refer to the latest version of this manual (posted online, consult your dealer).**

NOTE: Ordering parts that are painted requires a specific part number format. Please refer to page II of this manual for paint code and ordering information.

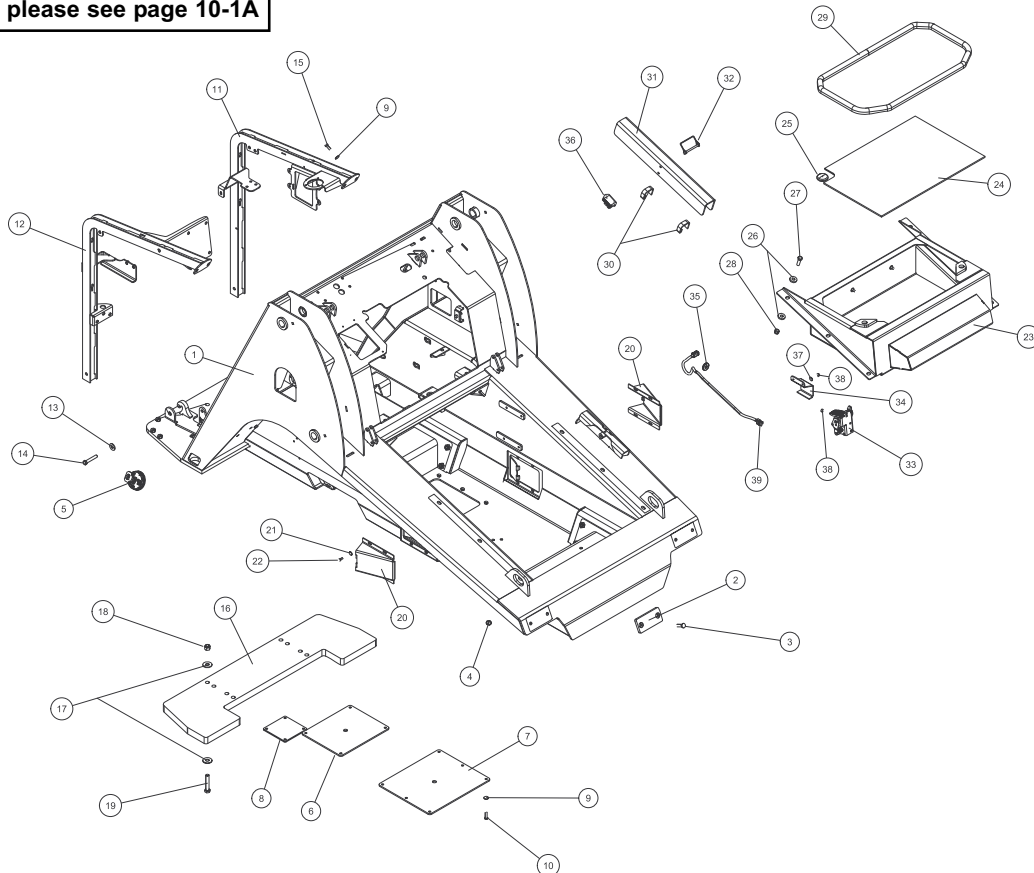
CHASSIS

RT-75 valid from 04000

Chapter 6

REF. NO.	PART NUMBER	QTY.	DESCRIPTION	REF. NO.	PART NUMBER	QTY.	DESCRIPTION
1	3020-501	1	WLMT, CHASSIS				
2	0201-066	2	PLATE,BOLT				
3	0201-483	4	BOLT, PLOW, 1/-13X2.00				
4	8040-606	4	NUT,HEX,NYLOCK,1/2-13,UNC				
5	2045-407	1	CAP, FUEL, GREEN				
6	3030-099	1	FRONT PLATE SKID				
7	3030-098	1	FRONT PLATE SKID				
8	3030-274	1	PLATE COVER OIL DRAIN				
9	8050-262	18	HARDENED WASHER,FLAT,5/16,USS				
10	8102-224	14	CAPSCREW,HH,3/8-16UNCx1.25,GD8				
11	3030-227	1	ASM, TUBE FRAME, LH				
12	3030-226	1	ASM, TUBE FRAME, RH				
13	8050-347	2	HARDENED WASHER,FLAT,1/2,STD				
14	8102-411	2	CAPSCREW,HH,1/2-13x3.00				
15	8102-222	4	CAPSCREW,HH,3/8-16UNCx1.0,GD8				
16	3030-267	1	WEIGHT REAR				
17	8050-406	8	HARDENED WASHER,FLAT,5/8,STD				
18	8040-726	4	NUT,HEX,NYLOCK,5/8-11,UNC				
19	8102-593	4	CAPSCREW,HH,5/8-11UNCx3.50,GD8				
20	3020-389	2	PLATE, COVER, HOSE				
21	8050-222	8	HARDENED WASHER,FLAT,1/4,USS				
22	8102-040	8	CAPSCREW,HH,1/4-20x.75				
23	3000-776	1	WLMT, FOOTWELL				
24	3030-251	1	FLOOR MAT				
25	2095-879	1	PLUG, HARNESS				
26	0090-368	12	WASHER, HARDENED				
27	8102-406	6	CAPSCREW,HH,1/2-13x1.75				
28	8040-606	6	NUT,HEX,NYLOCK,1/2-13,UNC				
29	2017-269	1	SEAL, FOOTWELL				
30	7072-087	2	FOAM, STRIP, ADHESIVE BACK				
31	2095-817	1	LOCK, LOADER, 25				
32	0090-039	1	PIN, SNAP LOCK, 5/16 x 3.5				
33	2017-901	1	THROTTLE, FOOT, VERTICAL				
34	2017-905	1	GUARD, FOOT THROTTLE				
35	0090-550	1	GROMMET, LIGHT HARNESS				
36	2017-318	1	MODULE, DUAL THROTTLE CONTROLLER				
37	8050-222	2	HARDENED WASHER,FLAT,1/4,USS				
38	8040-426	4	NUT,HEX,NYLOCK,5/16-18,UNC				
39	2017-913	1	HARNESS, FOOT THROTTLE				

For kit information, please see page 10-1A



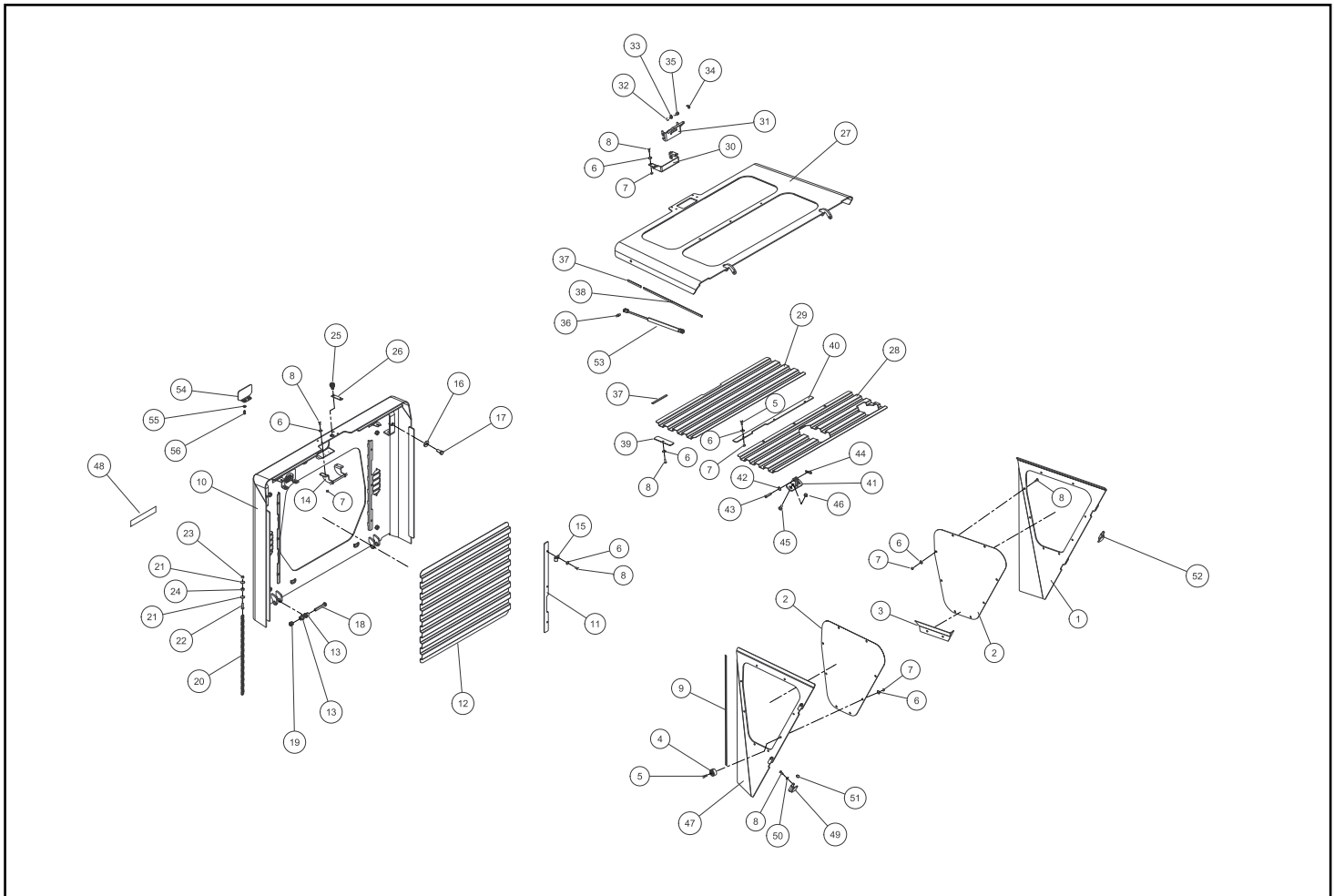
HOOD ASSEMBLIES

RT-75 valid from 04000

Chapter 6

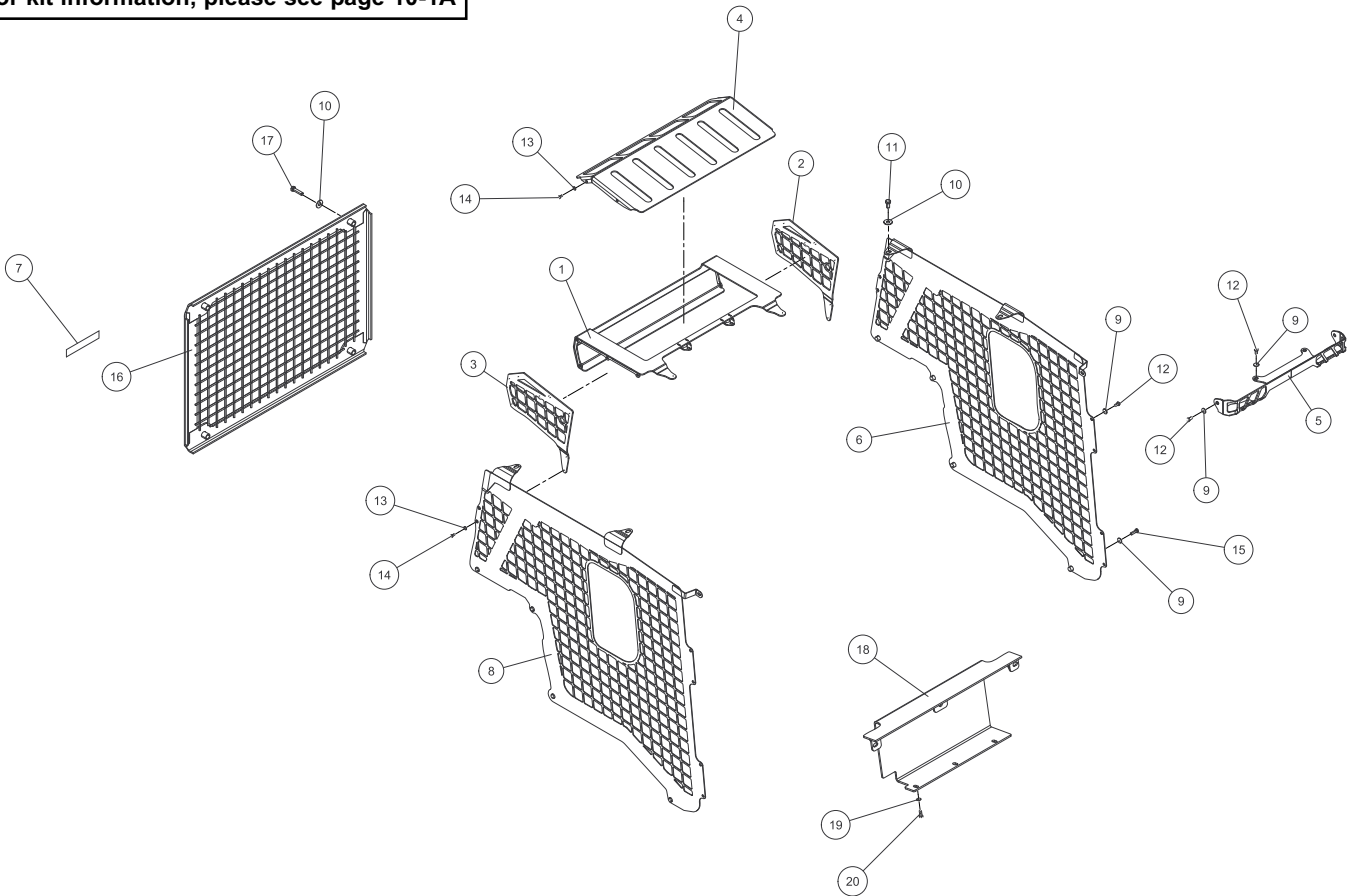
REF. NO.	PART NUMBER	QTY.	DESCRIPTION
1	3030-593	1	WLMT PANEL LH
2	3030-598	2	SCREEN LH
3	3030-599	1	GUARD, FUSE BOX
4	0090-049	2	BUMPER RUBBER
5	8102-042	5	CAPSCREW,HH,1/4-20x1.00
6	8050-222	37	HARDENED WASHER,FLAT,1/4,USS
7	8040-366	27	NUT,HEX,NYLOCK,1/4-20,UNC
8	8102-040	32	CAPSCREW,HH,1/4-20x.75
9	3030-334	2	1/8 FOAM 30
10	3030-468	1	REAR DOOR WLMT
11	3020-351	2	LOCK PLATE , GRILL
12	3020-260	1	SCREEN, BACK
13	7000-108	4	BUSHING
14	2095-260	1	CATCH, HOOD
15	0310-464	6	CLAMP,WIRE,1/2
16	8050-347	2	HARDENED WASHER,FLAT,1/2,STD
17	8102-404	2	CAPSCREW,HH,1/2-13UNCx1.25,GD8
18	8102-411	2	CAPSCREW,HH,1/2-13x3.00
19	8040-606	2	NUT,HEX,NYLOCK,1/2-13,UNC
20	2095-626	2	CHAIN REAR DOOR STOP
21	8050-262	4	HARDENED WASHER,FLAT,5/16,USS
22	8102-134	2	CAPSCREW,HH,5/16-18UNCx1.25,GD8
23	8040-426	2	NUT,HEX,NYLOCK,5/16-18,UNC
24	0201-628	2	SPACER,CLAMP
25	2030-387	1	LOCK SOUTHCO
26	2095-275	1	PLATE, PAWL, LOCKING
27	3020-455	1	TOP COVER WLMT, HOOD
28	3020-334	1	SCREEN, TOP
29	3030-044	1	SCREEN, BACK, TOP
30	2095-257	1	WLMT, HOOD LATCH PIVOT
31	2095-794	1	WLMT, LATCH, HOOD, TOP
32	0090-139	2	BUSHING, PLASTIC - .5 OD X .38 ID
33	2095-274	1	SPRING TORSION HOOD LATCH RH
34	2095-273	1	SPRING TORSION HOOD LATCH LH
35	0090-137	2	SCREW, SHOULDER - HSH 5/16-18 X 1.00
36	0304-495	2	STUD,BALL,10MM STUD
37	3030-332	6	1/8 FOAM 4.5
38	3030-333	2	1/8 FOAM 20
39	3030-346	4	LOCK PLATE , GRILL
40	3020-351	1	LOCK PLATE , GRILL

REF. NO.	PART NUMBER	QTY.	DESCRIPTION
41	3030-354	2	WLMT, TOP REAR HOOD HINGE
42	8050-277	2	WASHER,WROUGHT,3/8,SAE,ZN
43	0090-682	2	PIN CLEVIS 3/8 x 1.5 ZINC
44	0090-603	2	HAIR PIN CLIP 1/8 DIA, 1.92 LONG
45	8111-224	4	BOLT,CARRIAGE,3/8-16X1.25,GD8
46	2035-344	4	NUT,3/8-16 UNC,WHIZLOCK,GD 8
47	3030-596	1	WLMT PANEL RH
48	2018-048	2	REFLECTOR, ADHESIVE
49	2095-698	2	WLMT, HINGE, PT 110 REAR DOOR, RH
50	8050-221	8	HARDENED WASHER,FLAT,1/4,SAE
51	0403-503	4	BUSHING, WELD HINGE - 3-15/16 W/ GRS ZRK
52	2095-672	2	WLMT, HINGE, PT 110 REAR DOOR, LH
53	0200-232	2	SPRING, GAS ASSIST
54	7071-861	1	WLMT PLATE CAMERA
55	8050-221	2	HARDENED WASHER,FLAT,1/4,SAE
56	0090-117	2	CAPSCREW TH PH 10-24 X .75 SS



REF. NO.	PART NUMBER	QTY.	DESCRIPTION	REF. NO.	PART NUMBER	QTY.	DESCRIPTION
1	2018-034	1	WLMT, HD CONDENSER GUARD				
2	2018-036	1	PLATE, HD CONDENSE GUARD				
3	2018-037	1	PLATE, HD CONDENSE GUARD				
4	2018-043	1	WLMT, HD GUARD TOP PLATE				
5	2018-028	1	WLMT, RH LIGHT GUARD				
6	2017-980	1	WLMT, LH SIDE SCREEN				
7	2018-048	2	REFLECTOR, ADHESIVE				
8	2017-981	1	WLMT, RH SIDE SCREEN				
9	8050-262	20	HARDENED WASHER,FLAT,5/16,USS				
10	8050-347	8	HARDENED WASHER,FLAT,1/2,STD				
11	8102-402	4	CAPSCREW,HH,1/2-13x1.00				
12	8102-220	12	CAPSCREW,HH,3/8-16UNCx0.75,GD8				
13	8050-157	16	HARDENED WASHER,FLAT,#12,SAE				
14	8102-039	16	CAPSCREW,HH,1/4-20x.625				
15	8102-224	8	CAPSCREW,HH,3/8-16UNCx1.25,GD8				
16	3030-477	1	GUARD, REAR DOOR				
17	8102-407	4	CAPSCREW,HH,1/2-13x2.0				
18	2040-295	1	WLMT, GUARD, QA				
19	8050-222	3	HARDENED WASHER,FLAT,1/4,USS				
20	8102-222	3	CAPSCREW,HH,3/8-16UNCx1.0,GD8				

For kit information, please see page 10-1A



Chapter 7

Cab / Heating / Air Conditioning

7-1 Cab

RT-75 Serial # valid from - 04000 **7-1A**

7-2 Cab Interiors / Headliners

RT-75 Serial # valid from - 04000 **7-2A**

7-3 Armrests / Fixed

RT-75 Serial # valid from - 04000 **7-3A**

7-4 Armrests / Adjustable

RT-75 Serial # valid from - 04000 **7-4A**

7-5 Glass Door

RT-75 Serial # valid from - 04000 **7-5A**

7-6 Poly Door (STD. RT-75 HD)

RT-75 Serial # valid from - 04000 **7-6A**

7-7 Wiper Assembly

RT-75 Serial # valid from - 04000 **7-7A**

7-8 Suspension Seat / Seat Belts

RT-75 Serial # valid from - 04000 **7-8A**

7-9 Standard Seat / Seat Belts

RT-75 Serial # valid from - 04000 **7-9A**

7-10 HVAC - CAB

RT-75 Serial # valid from - 04000 **7-10A**

7-11 HVAC - ENGINE

RT-75 Serial # valid from - 04000 **7-11A**

7-12 Ductwork

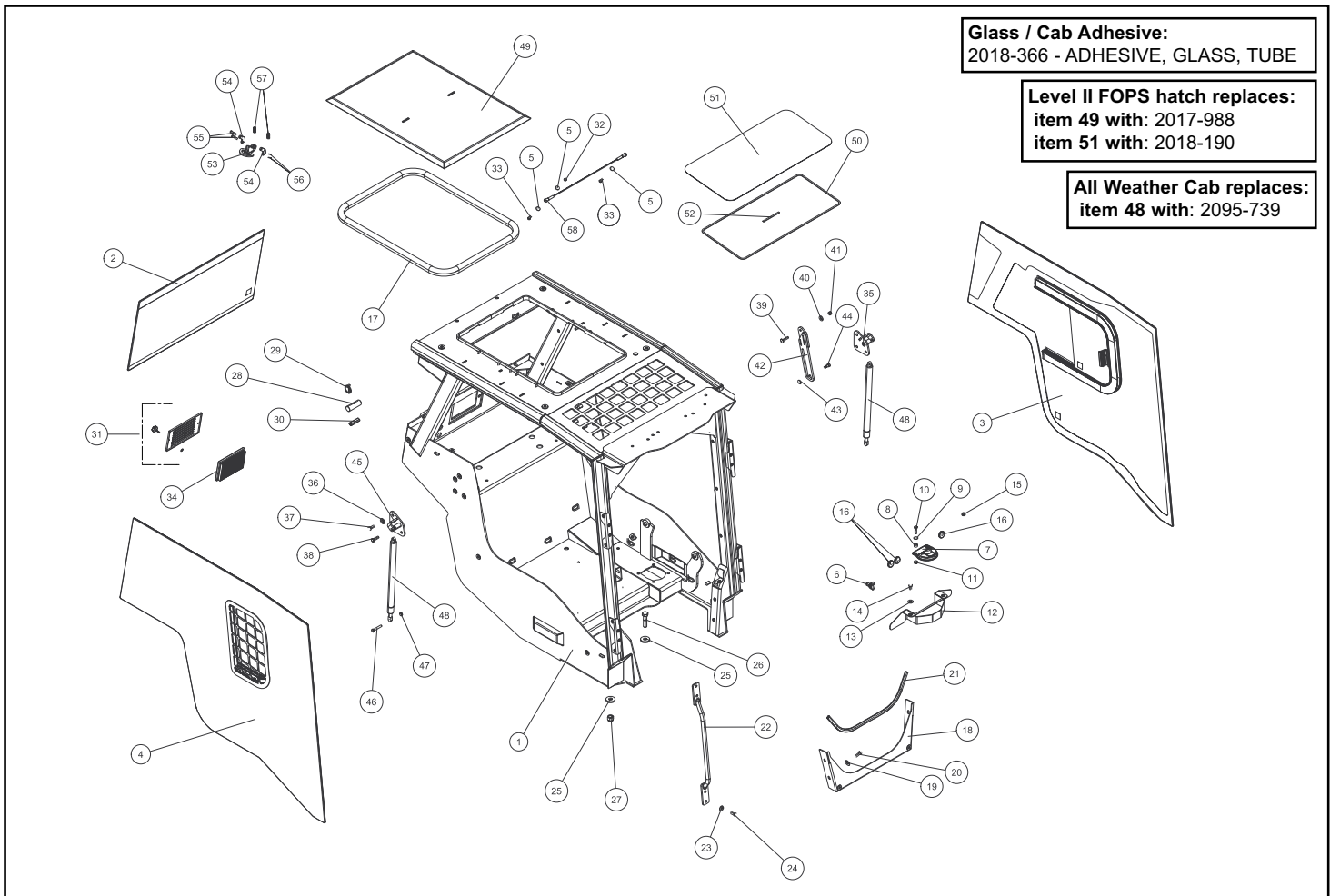
RT-75 Serial # valid from - 04000 **7-12A**

*** Parts manuals are updated frequently. To ensure current parts information, always refer to the latest version of this manual (posted online, consult your dealer).**

NOTE: Ordering parts that are painted requires a specific part number format. Please refer to page II of this manual for paint code and ordering information.

REF. NO.	PART NUMBER	QTY.	DESCRIPTION
1	2017-800	1	WELDMNT, ROPS
2	2017-701	1	GLASS REAR
3	2017-703	1	GLASS, SLIDER - LH
4	2017-704	1	GLASS, SLIDER - RH
5	8050-222	3	HARDENED WASHER,FLAT,1/4,USS
6	0310-237	1	RECEPTICAL POWER
7	0304-478	1	HORN
8	0201-628	1	SPACER,CLAMP
9	8050-222	1	HARDENED WASHER,FLAT,1/4,USS
10	8102-134	1	CAPSCREW,HH,5/16-18UNCx1.25,GD8
11	8040-426	1	NUT,HEX,NYLOCK,5/16-18,UNC
12	2018-313	1	HORN GUARD ASSEMBLY
13	8050-262	2	HARDENED WASHER,FLAT,5/16,USS
14	8102-220	2	CAPSCREW,HH,3/8-16UNCx0.75,GD8
15	0090-814	1	GROMMET, 1/4" ID X 7/16" OD X 3/16"
16	2075-638	3	WEB GROMMET
17	2018-189	1	SEAL, HATCH
18	2018-293	1	WLMT, THRESHOLD
19	8050-282	4	HARDENED WASHER,FLAT,3/8,USS
20	8102-222	4	CAPSCREW,HH,3/8-16UNCx1.0,GD8
21	2018-049	1	TRIM, ROPS THRESHOLD
22	2017-427	1	WLMT, MOUNT - HINGE
23	8050-262	4	HARDENED WASHER,FLAT,5/16,USS
24	8102-222	4	CAPSCREW,HH,3/8-16UNCx1.0,GD8
25	7010-463	4	PLATE, STRUCTURAL CAB WASHER
26	8102-599	2	CAPSCREW, HH, 5/8-11UNC x 2.5, GD 8
27	8040-726	2	NUT,HEX,NYLOCK,5/8-11,UNC
28	0090-430	2	PIN, ROPS
29	0090-065	4	PIN LYNCH 3/16 DIA x 1 9/16
30	2018-302	1	TRIM, ROPS HARNESS
31	2017-892	1	COVER, FILTER (all weather cab only)
32	8040-366	1	NUT,HEX,NYLOCK,1/4-20,UNC
33	8102-038	2	CAPSCREW,HH,1/4-20UNCx.875,GD8
34	2017-886	1	FILTER, FRESH AIR (all weather cab only)
35	2018-262	1	WLMT, ROPS SPRING MOUNT
36	8050-282	6	HARDENED WASHER,FLAT,3/8,USS
37	8102-222	6	CAPSCREW,HH,3/8-16UNCx1.0,GD8
38	8102-224	2	CAPSCREW,HH,3/8-16UNCx1.25,GD8
39	0090-816	1	BOLT,CARRIAGE,5/16-18 UNCx1.5,ZN
40	8050-262	1	HARDENED WASHER,FLAT,5/16,USS

REF. NO.	PART NUMBER	QTY.	DESCRIPTION
41	8040-426	1	NUT,HEX,NYLOCK,5/16-18,UNC
42	2018-301	1	WLMT, PROPROD
43	8050-222	1	HARDENED WASHER,FLAT,1/4,USS
44	0090-137	1	SCREW, SHOULDER - HSH 5/16-18 X 1.00
45	2018-263	1	WLMT, ROPS SPRING MOUNT - RH
46	8102-137	2	CAPSCREW,HH,5/16-18UNCx2.0,GD8
47	8041-457	2	NUT, NYLOCK, 5/16-18, THIN
48	7005-900	2	SPRING GAS 1750N
49	2018-192	1	WLMT HATCH LEVEL 1
50	2018-197	1	SEAL PANEL ROOF
51	2018-196	1	PANEL ROOF LEVEL 1
52	2018-198	1	SPACER FOAM PANEL
53	2017-995	2	WLMT HANDLE HATCH
54	2017-993	4	SHACKLE LATCH HATCH
55	2018-051	4	PIN CLEVIS 1/4 X 1 1/4
56	0301-606	4	PIN,COTTER,.062 x.75 0710-1983
57	2018-220	4	SPRING, FOPS
58	2018-307	1	TETHER



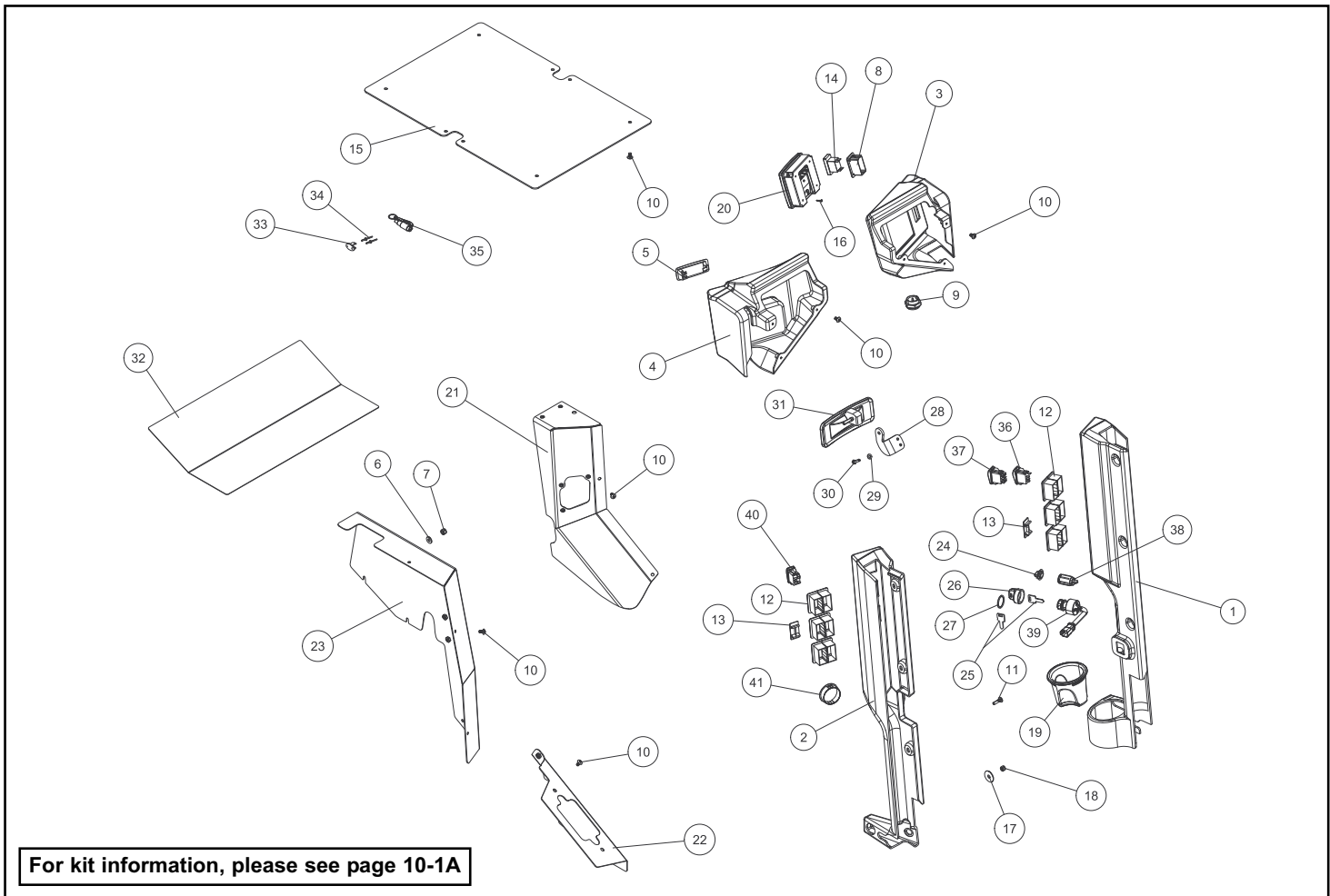
INTERIOR - OPEN ROPS STANDARD

RT-75 valid from 04000

Chapter 7

REF. NO.	PART NUMBER	QTY.	DESCRIPTION
1	2018-278	1	PANEL, LH PILLAR
2	2018-279	1	PANEL, RH PILLAR
3	2018-229	1	PANEL, DASH - BASE DISPLAY
4	2018-230	1	PANEL, DASH - RH
5	2030-245	1	LIGHT DOME
6	8050-222	2	HARDENED WASHER,FLAT,1/4,USS
7	8040-426	2	NUT,HEX,NYLOCK,5/16-18,UNC
8	0314-539	1	FRAME SINGLE
9	0090-268	1	BUZZER
10	0090-790	21	SCREW, MACH, TR HD, 6-LOBE, 1/4-20 X .5 BLZN,
11	0090-805	6	SCREW MACH, TR HD, 6-LOBE, 1/4-20 X 1.0 BLZN
12	0310-136	12	FRAME,END
13	0310-138	2	PLUG
14	2017-960	1	INDICATOR RABBIT/GLOW PLUG
15	2018-267	1	COVER, ROOF HATCH
16	0090-478	4	SCREW, PPH #4 X 5/8 SELF TAP
17	0301-033	2	WASHER,FENDER,1/4 x 1 1/4,STL, ZN
18	8040-366	2	NUT,HEX,NYLOCK,1/4-20,UNC
19	2017-793	1	HOLDER, CUP
20	7010-735	1	DISPLAY SAUER DP-200
21	2018-235	1	WLMT, OPEN ROPS REAR LH CORNER
22	2018-238	1	WLMT, OPEN ROPS REAR LWR RH CORNER
23	2018-232	1	WLMT, OPEN ROPS REAR UPR RH CORNER
24	0200-265	1	CAP, HOUSING, POWER SOURCE
25	2045-432	2	KEY, IGNITION
26	2045-792	1	COVER KEY IGNITION
27	0304-551	1	RING,KEY
28	2017-694	1	BRKT, MIRROR
29	8050-157	6	HARDENED WASHER,FLAT,#12,SAE
30	8102-042	2	CAPSCREW,HH,1/4-20x1.00
31	2030-409	1	MIRROR, REAR VIEW, 3X8
32	2018-274	1	MAT, FIREWALL
33	2018-080	1	RETAINER, GLASS BREAKER
34	8060-211	2	RIVET,LARGE HEAD, BLIND3/16X.550
35	2018-065	1	TOOL, BREAKER - WINDOW
36	2017-917	1	SWITCH, PARK LOCKING
37	2017-908	1	SWITCH, LIGHT, WORK/DRIVE
38	0200-264	1	HOUSING, POWER SOURCE
39	0304-028	1	SWITCH,IGNITION,RC
40	2017-911	1	SWITCH, AUXILIARY LOW FLOW, LOCKING

REF. NO.	PART NUMBER	QTY.	DESCRIPTION
41	0090-817	1	PLUG, HOLE - 1.500, THICK PANEL

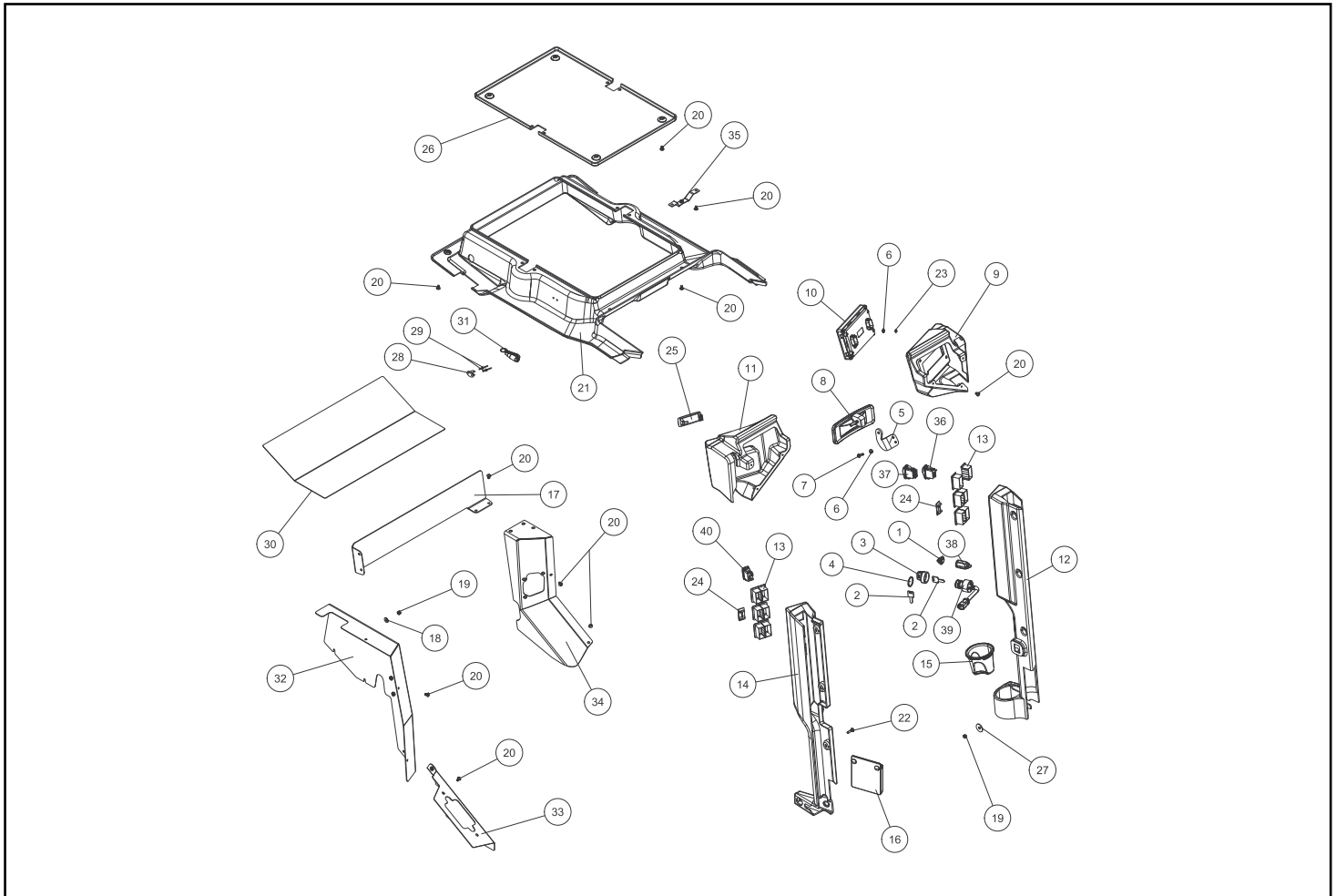


INTERIOR - OPEN ROPS PREMIUM

RT-75 valid from 04000

Chapter 7

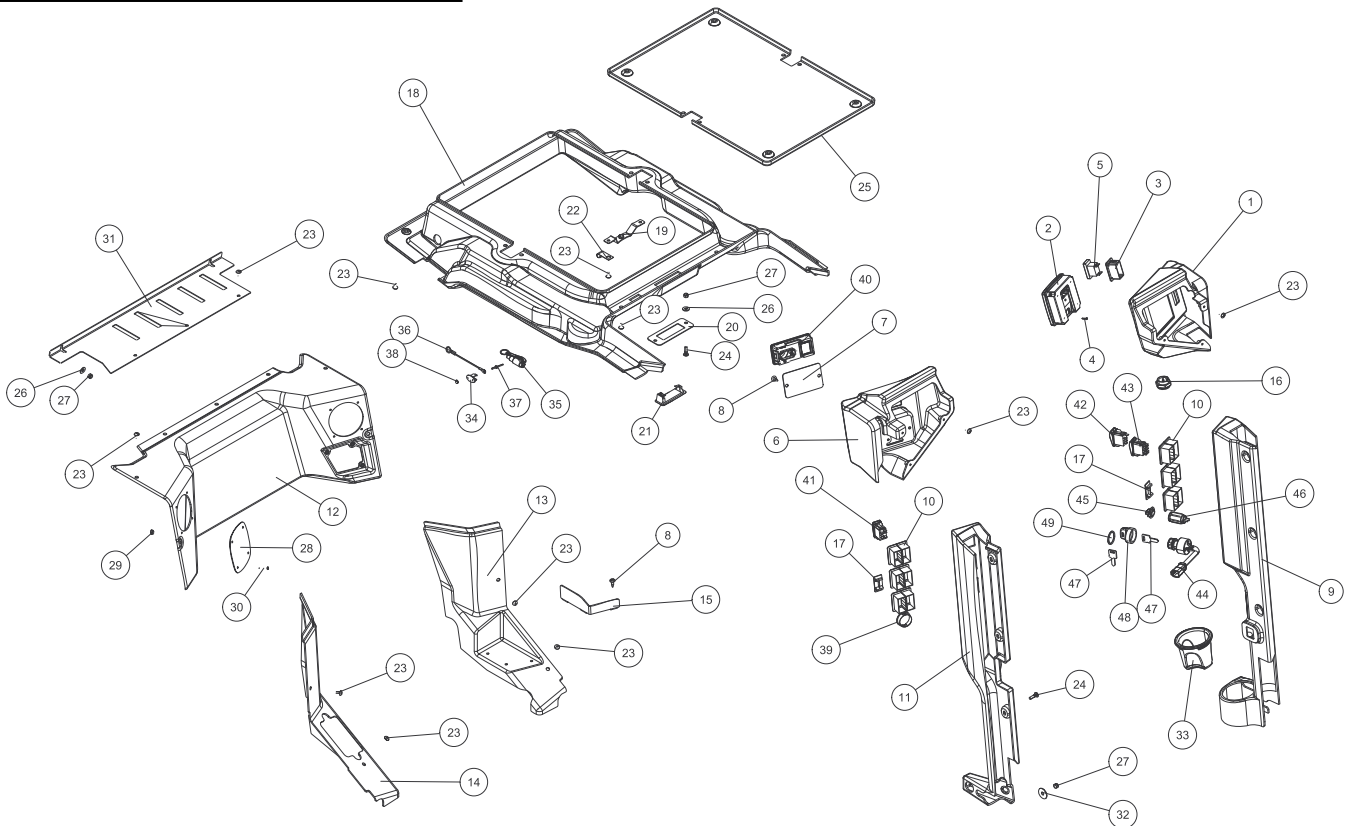
REF. NO.	PART NUMBER	QTY.	DESCRIPTION	REF. NO.	PART NUMBER	QTY.	DESCRIPTION
1	0200-265	1	CAP, HOUSING, POWER SOURCE				
2	2045-432	2	KEY, IGNITION				
3	2045-792	1	COVER KEY IGNITION				
4	0304-551	1	RING,KEY				
5	2017-694	1	BRKT, MIRROR				
6	8050-157	6	HARDENED WASHER,FLAT,#12,SAE				
7	8102-042	2	CAPSCREW,HH,1/4-20x1.00				
8	2030-409	1	MIRROR, REAR VIEW, 3X8				
9	2018-225	1	PANEL, DASH - LH				
10	2017-369	1	DISPLAY, 7 INCH				
11	2018-230	1	PANEL, DASH - RH				
12	2018-278	1	PANEL, LH PILLAR				
13	0310-136	12	FRAME,END				
14	2018-279	1	PANEL, RH PILLAR				
15	2017-793	1	HOLDER, CUP				
16	2017-797	1	HOLDER, PHONE				
17	2018-233	1	PLATE, OPEN ROPS TRAY				
18	8050-222	2	HARDENED WASHER,FLAT,1/4,USS				
19	8040-366	4	NUT,HEX,NYLOCK,1/4-20,UNC				
20	0090-790	38	SCREW, MACH, TR HD, 6-LOBE, 1/4-20 X .5 BLZN				
21	2018-224	1	HEADLINER, OPEN ROPS				
22	0090-805	6	SCREW MACH, TR HD, 6-LOBE, 1/4-20 X 1.0 BLZN				
23	0090-507	4	SCREW, PAN HEAD, M5 X 10MM CLEAR ZINC				
24	0310-138	2	PLUG				
25	2030-245	1	LIGHT DOME				
26	2017-729	1	PANEL, ESCAPE HATCH				
27	0301-033	2	WASHER,FENDER,1/4 x 1 1/4,STL, ZN				
28	2018-080	1	RETAINER, GLASS BREAKER				
29	8060-211	2	RIVET,LARGE HEAD, BLIND3/16X.550				
30	2018-274	1	MAT, FIREWALL				
31	2018-065	1	TOOL, BREAKER - WINDOW				
32	2018-232	1	WLMT, OPEN ROPS REAR UPR RH CORNER				
33	2018-238	1	WLMT, OPEN ROPS REAR LWR RH CORNER				
34	2018-235	1	WLMT, OPEN ROPS REAR LH CORNER				
35	2018-241	1	WLMT, HEADLINER BRKT				
36	2017-917	1	SWITCH, PARK LOCKING				
37	2017-908	1	SWITCH, LIGHT, WORK/DRIVE				
38	0200-264	1	HOUSING, POWER SOURCE				
39	0304-028	1	SWITCH,IGNITION,RC				
40	2017-911	1	SWITCH, AUXILIARY LOW FLOW, LOCKING				



REF. NO.	PART NUMBER	QTY.	DESCRIPTION
1	2018-229	1	PANEL, DASH - BASE DISPLAY
2	7010-735	1	DISPLAY SAUER DP-200
3	0314-539	1	FRAME SINGLE
4	0090-478	4	SCREW, PPH #4 X 5/8 SELF TAP
5	2017-960	1	INDICATOR RABBIT/GLOW PLUG
6	2018-226	1	PANEL, DASH - RH
7	2018-254	1	COVER, NO RADIO OPTION
8	0090-305	5	RETAINER, PUSH-TYPE .250 DIA
9	2018-278	1	PANEL, LH PILLAR
10	0310-136	12	FRAME,END
11	2018-279	1	PANEL, RH PILLAR
12	2017-744	1	ASSY, BACKPANEL
13	2017-786	1	PANEL, INTERIOR - LH
14	2017-789	1	PANEL, INTERIOR - RH
15	2018-195	1	HOLD, CARGO
16	0090-268	1	BUZZER
17	0310-138	2	PLUG
18	2017-724	1	HEADLINER, AWC
19	2018-241	2	WLMT, HEADLINER BRKT
20	2018-060	1	MOUNT, LIGHT - INTERIOR
21	2030-245	1	LIGHT DOME
22	0090-473	2	J-CLIP
23	0090-790	38	SCREW, MACH, TR HD, 6-LOBE, 1/4-20 X .5 BLZN
24	0090-805	8	SCREW MACH, TR HD, 6-LOBE, 1/4-20 X 1.0 BLZN
25	2017-729	1	PANEL, ESCAPE HATCH
26	8050-222	4	HARDENED WASHER,FLAT,1/4,USS
27	8040-366	6	NUT,HEX,NYLOCK,1/4-20,UNC
28	2076-055	2	SPEAKER COVER
29	0090-270	8	T-NUT - 6-32 UNC, ZN
30	8008-222	8	SCREW,MACH #6-32x1.0,PH,PAN
31	2018-332	1	PLATE, RECIRC COVER
32	0301-033	2	WASHER,FENDER,1/4 x 1 1/4,STL, ZN
33	2017-793	1	HOLDER, CUP
34	2018-080	1	RETAINER, GLASS BREAKER
35	2018-065	1	TOOL, BREAKER - WINDOW
36	2018-076	1	CABLE, TETHER
37	8060-211	2	RIVET,LARGE HEAD, BLIND3/16X.550
38	0090-755	2	WASHER, 1/8 RIVET BACKUP
39	0090-817	1	PLUG, HOLE - 1.500, THICK PANEL
40	2017-759	1	CONTROL, HVAC

REF. NO.	PART NUMBER	QTY.	DESCRIPTION
41	2017-911	1	SWITCH, AUXILIARY LOW FLOW, LOCKING
42	2017-917	1	SWITCH, PARK LOCKING
43	2017-908	1	SWITCH, LIGHT, WORK/DRIVE
44	0304-028	1	SWITCH,IGNITION,RC
45	0200-265	1	CAP, HOUSING, POWER SOURCE
46	0200-264	1	HOUSING, POWER SOURCE
47	2045-432	2	KEY, IGNITION
48	2045-792	1	COVER KEY IGNITION
49	0304-551	1	RING,KEY

For kit information, please see page 10-1A



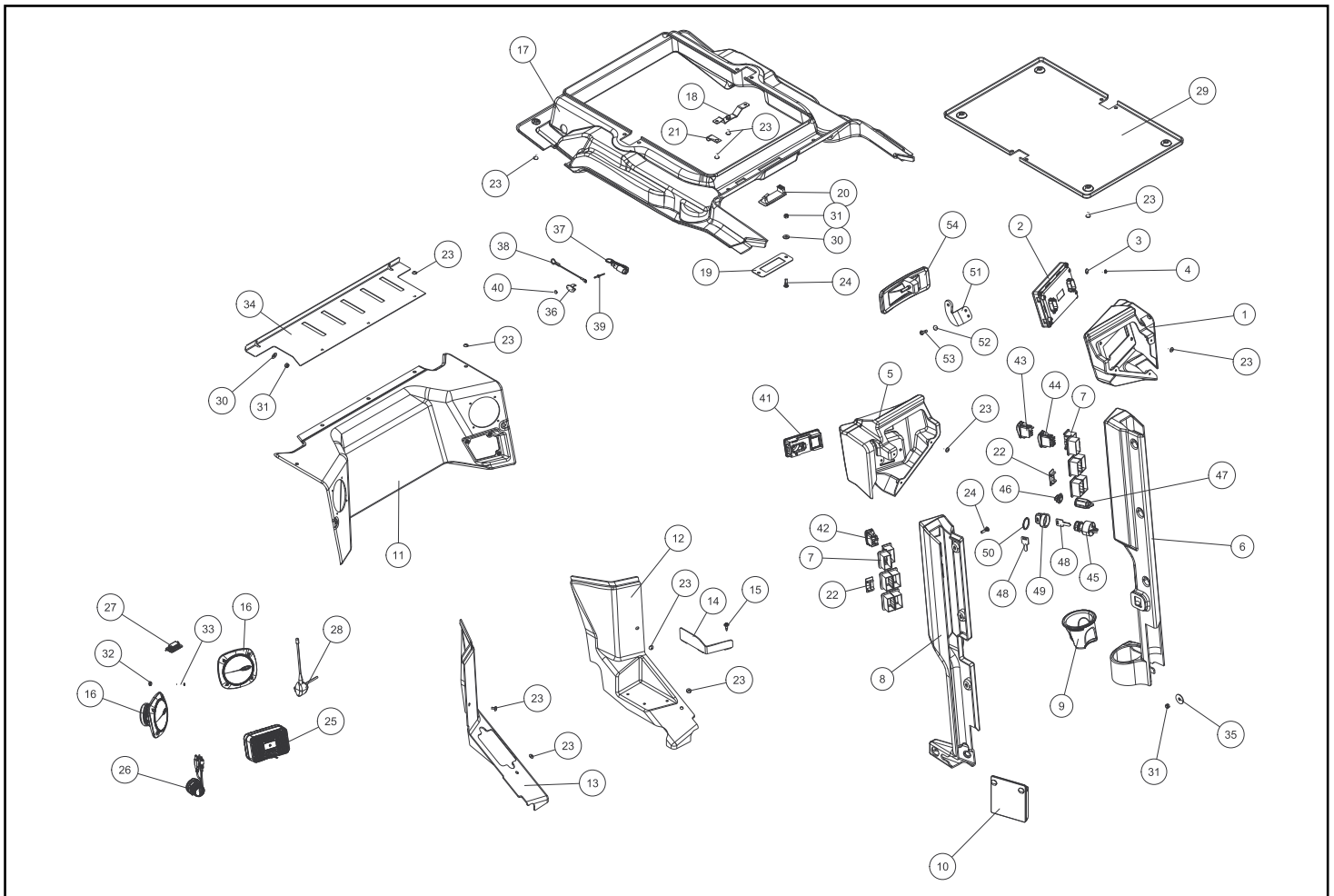
INTERIOR - ALL WEATHER PREMIUM

RT-75 valid from 04000

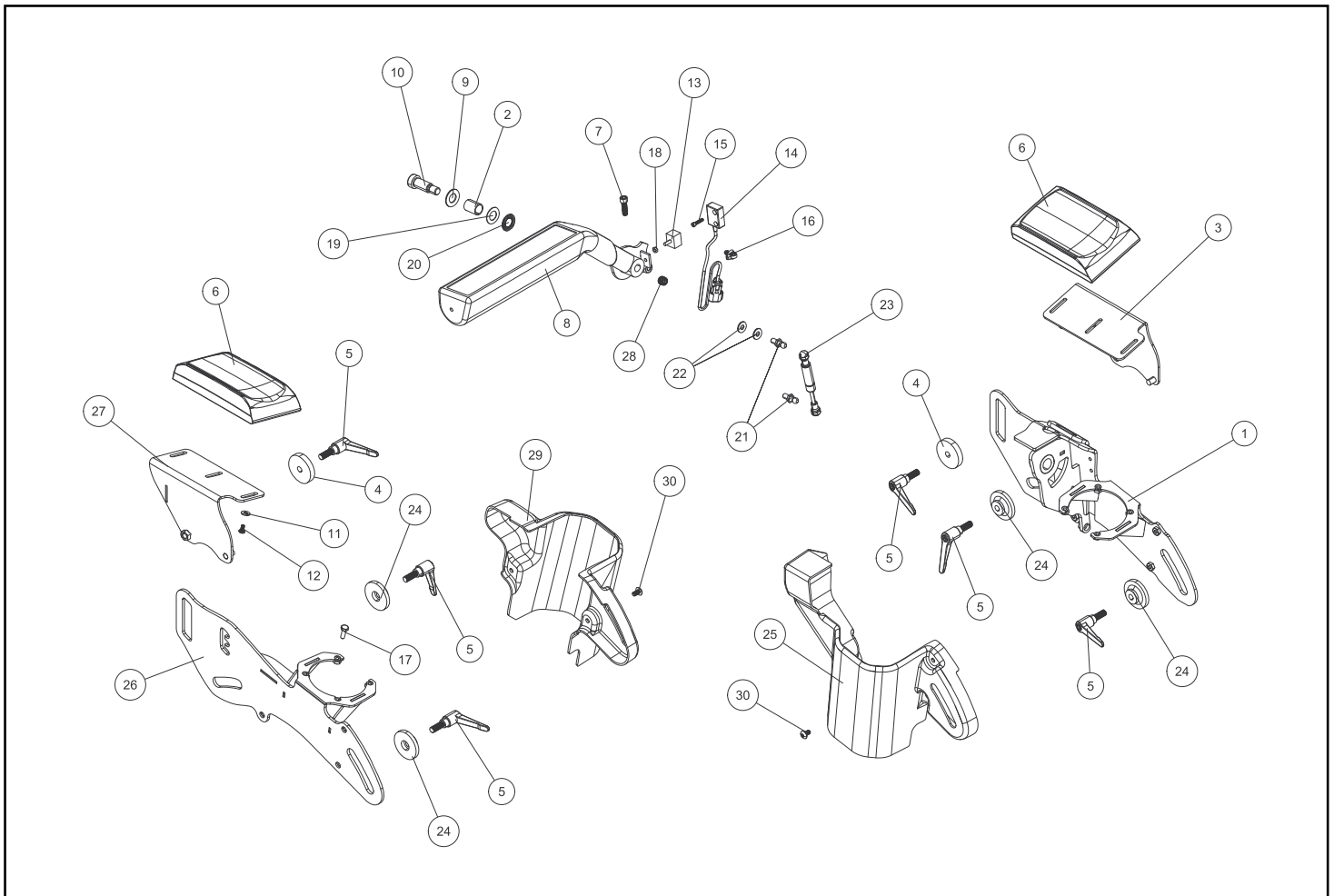
Chapter 7

REF. NO.	PART NUMBER	QTY.	DESCRIPTION
1	2018-225	1	PANEL, DASH - LH
2	2017-369	1	DISPLAY, 7 INCH
3	8050-157	4	HARDENED WASHER,FLAT,#12,SAE
4	0090-507	4	SCREW, PAN HEAD, M5 X 10MM CLEAR ZINC
5	2018-226	1	PANEL, DASH - RH
6	2018-278	1	PANEL, LH PILLAR
7	0310-136	12	FRAME,END
8	2018-279	1	PANEL, RH PILLAR
9	2017-793	1	HOLDER, CUP
10	2017-797	1	HOLDER, PHONE
11	2017-744	1	ASSY, BACKPANEL
12	2017-786	1	PANEL, INTERIOR - LH
13	2017-789	1	PANEL, INTERIOR - RH
14	2018-195	1	HOLD, CARGO
15	0090-305	3	RETAINER, PUSH-TYPE .250 DIA
16	2075-703	2	SPEAKER MINI 3.5 HEAVY DUTY
17	2017-724	1	HEADLINER, AWC
18	2018-241	2	WLMT, HEADLINER BRKT
19	2018-060	1	MOUNT, LIGHT - INTERIOR
20	2030-245	1	LIGHT DOME
21	0090-473	2	J-CLIP
22	0310-138	2	PLUG
23	0090-790	38	SCREW, MACH, TR HD, 6-LOBE, 1/4-20 X .5 BLZLN
24	0090-805	6	SCREW MACH, TR HD, 6-LOBE, 1/4-20 X 1.0 BLZLN
25	2017-591	1	RADIO, BLUETOOTH
26	2017-598	1	USB PORT, AUXILIARY INPUT JACK
27	2017-595	1	MICROPHONE, BLUETOOTH RADIO
28	2075-704	1	ANTENNA 6 MINI
29	2017-729	1	PANEL, ESCAPE HATCH
30	8050-222	4	HARDENED WASHER,FLAT,1/4,USS
31	8040-366	6	NUT,HEX,NYLOCK,1/4-20,UNC
32	0090-270	8	T-NUT - 6-32 UNC, ZN
33	8008-222	8	SCREW,MACH #6-32x1.0,PH,PAN
34	2018-332	1	PLATE, RECIRC COVER
35	0301-033	2	WASHER,FENDER,1/4 x 1 1/4,STL, ZN
36	2018-080	1	RETAINER, GLASS BREAKER
37	2018-065	1	TOOL, BREAKER - WINDOW
38	2018-076	1	CABLE, TETHER
39	8060-211	2	RIVET,LARGE HEAD, BLIND3/16X.550
40	0090-755	2	WASHER, 1/8 RIVET BACKUP

REF. NO.	PART NUMBER	QTY.	DESCRIPTION
41	2017-759	1	CONTROL, HVAC
42	2017-911	1	SWITCH, AUXILIARY LOW FLOW, LOCKING
43	2017-917	1	SWITCH, PARK LOCKING
44	2017-908	1	SWITCH, LIGHT, WORK/DRIVE
45	0304-028	1	SWITCH,IGNITION,RC
46	0200-265	1	CAP, HOUSING, POWER SOURCE
47	0200-264	1	HOUSING, POWER SOURCE
48	2045-432	2	KEY, IGNITION
49	2045-792	1	COVER KEY IGNITION
50	0304-551	1	RING,KEY
51	2017-694	1	BRKT, MIRROR
52	8050-157	2	HARDENED WASHER,FLAT,#12,SAE
53	8102-042	2	CAPSCREW,HH,1/4-20x1.00
54	2030-409	1	MIRROR, REAR VIEW, 3X8



REF. NO.	PART NUMBER	QTY.	DESCRIPTION	REF. NO.	PART NUMBER	QTY.	DESCRIPTION
1	2017-921	1	WLMT, LH JOYSTICK MOUNT				
2	2017-926	1	BUSHING				
3	2017-942	1	WLMT, LH ARMREST BRKT				
4	2018-282	2	WASHER				
5	2017-941	6	KNOB, ADJUSTMENT				
6	2017-436	2	ARM PAD				
7	0090-788	1	CAPSCREW, 5/16-18 UNC X 1 SHCS, GR8				
8	2018-228	1	LAPBAR, MOLDED				
9	2018-063	1	BEARING, BRONZE THRUST				
10	0090-001	1	bolt,shoulder, 1/2 x 1.25 GD 8				
11	8050-157	6	HARDENED WASHER,FLAT,#12,SAE				
12	0090-507	6	SCREW, PAN HEAD, M5 X 10MM CLEAR ZINC				
13	2017-923	1	ACTUATOR, PROXIMITY SWITCH				
14	2017-906	1	SWITCH, PROXIMITY				
15	0090-785	2	CAPSCREW, #8-32 X 3/4" SHCS BLACK OXIDE				
16	0090-172	1	TIE CABLE TREE MOUNT 50 LB				
17	8102-040	8	CAPSCREW,HH,1/4-20x.75				
18	0307-700	1	NUT, HEX, 5MM				
19	2018-062	1	WASHER, NEEDLE ROLLER THRUST				
20	2018-061	1	BEARING, NEEDLE ROLLER				
21	0304-495	2	STUD,BALL,10MM STUD				
22	8050-222	2	HARDENED WASHER,FLAT,1/4,USS				
23	2018-085	1	SPRING, GAS				
24	2017-945	4	WLMT, CLAMP				
25	2017-919	1	COVER, JOYSTICK - LH				
26	2017-922	1	WLMT, RH JOYSTICK MOUNT				
27	2017-924	1	WLMT, RH ARMREST BRKT				
28	0090-819	1	SET SCREW LAPBAR				
29	2017-920	1	COVER, JOYSTICK - RH				
30	0090-790	6	SCREW MACHINE, T HD, 6-LB, 1/4-20 X .5 BLK ZNC				



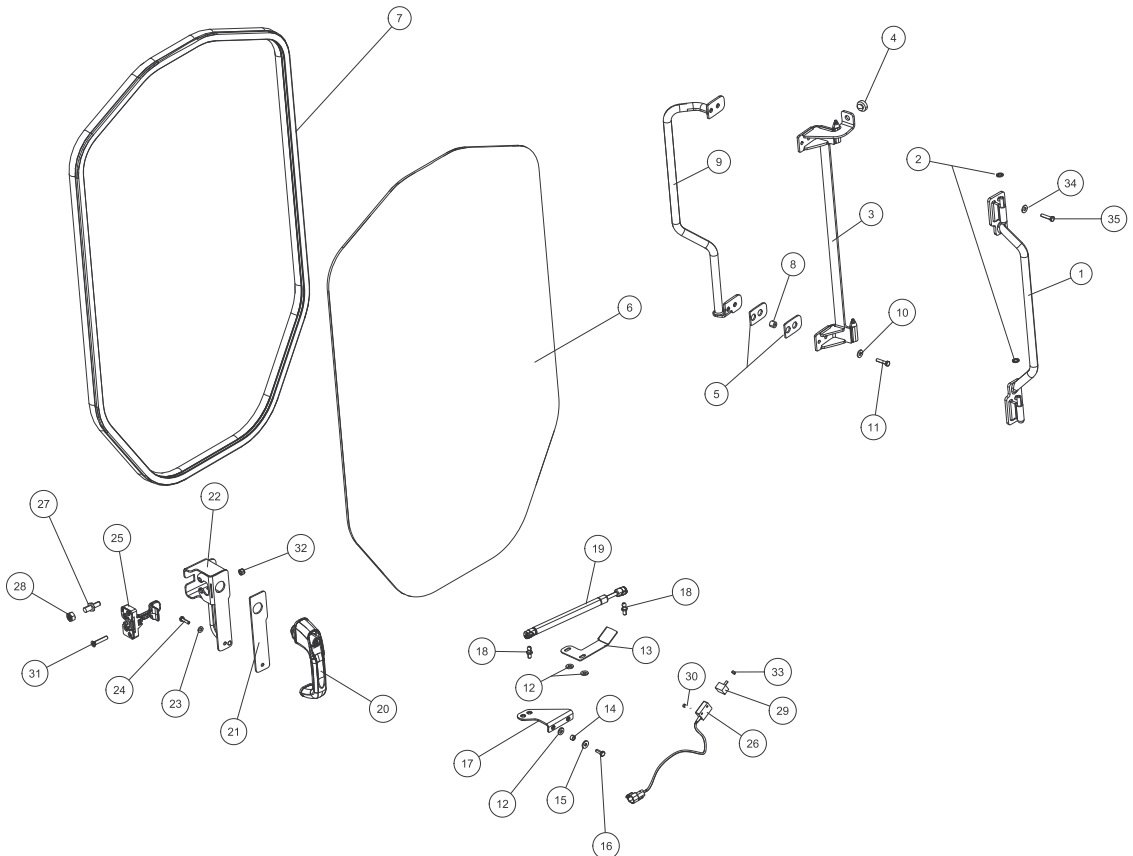
GLASS DOOR

RT-75 valid from 04000

Chapter 7

REF. NO.	PART NUMBER	QTY.	DESCRIPTION	REF. NO.	PART NUMBER	QTY.	DESCRIPTION
1	2017-332	1	WLMT, MOUNT - HINGE				
2	0403-503	2	BUSHING, WELD HINGE - 3-15/16 W/ GRS ZRK				
3	2017-337	1	WLMT, HINGE - DOOR				
4	2017-779	1	BUMPER, STOP - DOOR				
5	2018-330	4	GASKET, DOOR HINGE				
6	2017-601	1	PANEL, GLASS				
7	2018-353	1	SEAL, DOOR , 1" BULB W/ADHESIV				
8	2017-636	4	SPACER, HINGE				
9	2017-621	1	WLMT HANDLE				
10	8050-222	4	HARDENED WASHER,FLAT,1/4,USS				
11	8102-044	4	CAPSCREW,HH,1/4-20x1.25				
12	0090-046	4	WASHER RUBBER .688 OD x .31 ID				
13	2018-249	1	WLMT, MOUNT - DOOR SWITCH				
14	2017-683	2	SPACER, WASHER BOTTLE				
15	0090-325	2	WASHER 1/4 3/4 RUBBER BONDED				
16	8102-040	2	CAPSCREW,HH,1/4-20x.75				
17	2017-339	1	WLMT, MOUNT - DOOR SPRING				
18	0304-495	2	STUD,BALL,10MM STUD				
19	2017-334	1	SPRING, GAS - DOOR				
20	2017-664	1	LATCH, EXTERIOR DOOR				
21	2017-676	1	GASKET, LATCH MOUNT				
22	2017-667	1	WLMT HANDLE DOOR				
23	8050-157	1	HARDENED WASHER,FLAT,#12,SAE				
24	0304-759	1	CAPSCREW,HH,6M-1.0x25				
25	2017-670	1	LATCH, INTERIOR DOOR				
26	2017-906	1	SWITCH, PROXIMITY				
27	2075-408	1	STRIKE				
28	0090-135	1	NUT, NYLOCK M12 X 1.0 ZC				
29	2017-923	1	ACTUATOR, PROXIMITY SWITCH				
30	0090-785	2	CAPSCREW, #8-32 X 3/4" SHCS BLACK OXIDE				
31	0090-257	2	SCREW FH PH 5/16 x 1.75 ZN				
32	8040-426	2	NUT,HEX,NYLOCK,5/16-18,UNC				
33	0307-700	1	NUT, HEX, 5MM				
34	8050-282	4	WASHER,WROUGHT,3/8,STD,ZN				
35	8102-222	4	CAPSCREW,HH,3/8-16UNCx1.0,GD8				

For kit information, please see page 10-1A



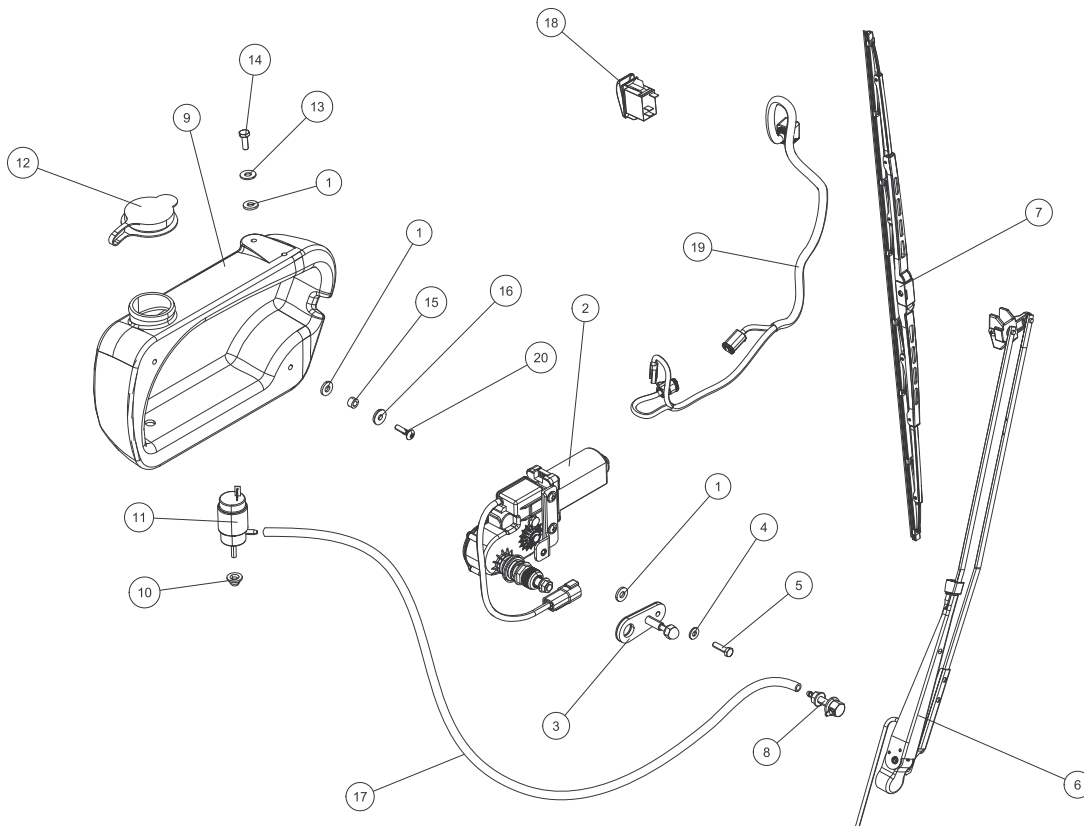
WIPER ASSEMBLY

RT-75 valid from 04000

Chapter 7

REF. NO.	PART NUMBER	QTY.	DESCRIPTION	REF. NO.	PART NUMBER	QTY.	DESCRIPTION
1	0090-046	5	WASHER RUBBER .688 OD x .31 ID				
2	2017-696	1	MOTOR, WIPER				
3	2017-648	1	MOUNT, WIPER				
4	8050-157	1	HARDENED WASHER,FLAT,#12,SAE				
5	0305-011	1	CAPSCREW,HH,M6X1.0X22MM,ZN				
6	2017-662	1	ARM, WIPER				
7	2017-663	1	BLADE, WIPER				
8	0403-998	1	CONNECTOR 90° ELBOW METAL				
9	2017-641	1	BOTTLE, WASHER				
10	2017-642	1	GROMMET, WASHER MOTOR				
11	2017-643	1	MOTOR, PUMP-WASHER				
12	2017-645	1	CAP, BOTTLE-WASHER FLUID				
13	8050-222	2	HARDENED WASHER,FLAT,1/4,USS				
14	8102-040	2	CAPSCREW,HH,1/4-20x.75				
15	2017-683	2	SPACER, WASHER BOTTLE				
16	0090-325	2	WASHER 1/4 3/4 RUBBER BONDED				
17	0404-542	1	HOSE WASHER FLUID 6"				
18	2017-912	1	SWITCH WIPER/WASHER				
19	2017-311	1	HARNESS, WIPER WASHER JUMPER				
20	0090-805	4	SCREW MACHINE, TRUSS HEAD, 6-LOBE, 1/4-20 X				

For kit information, please see page 10-1A



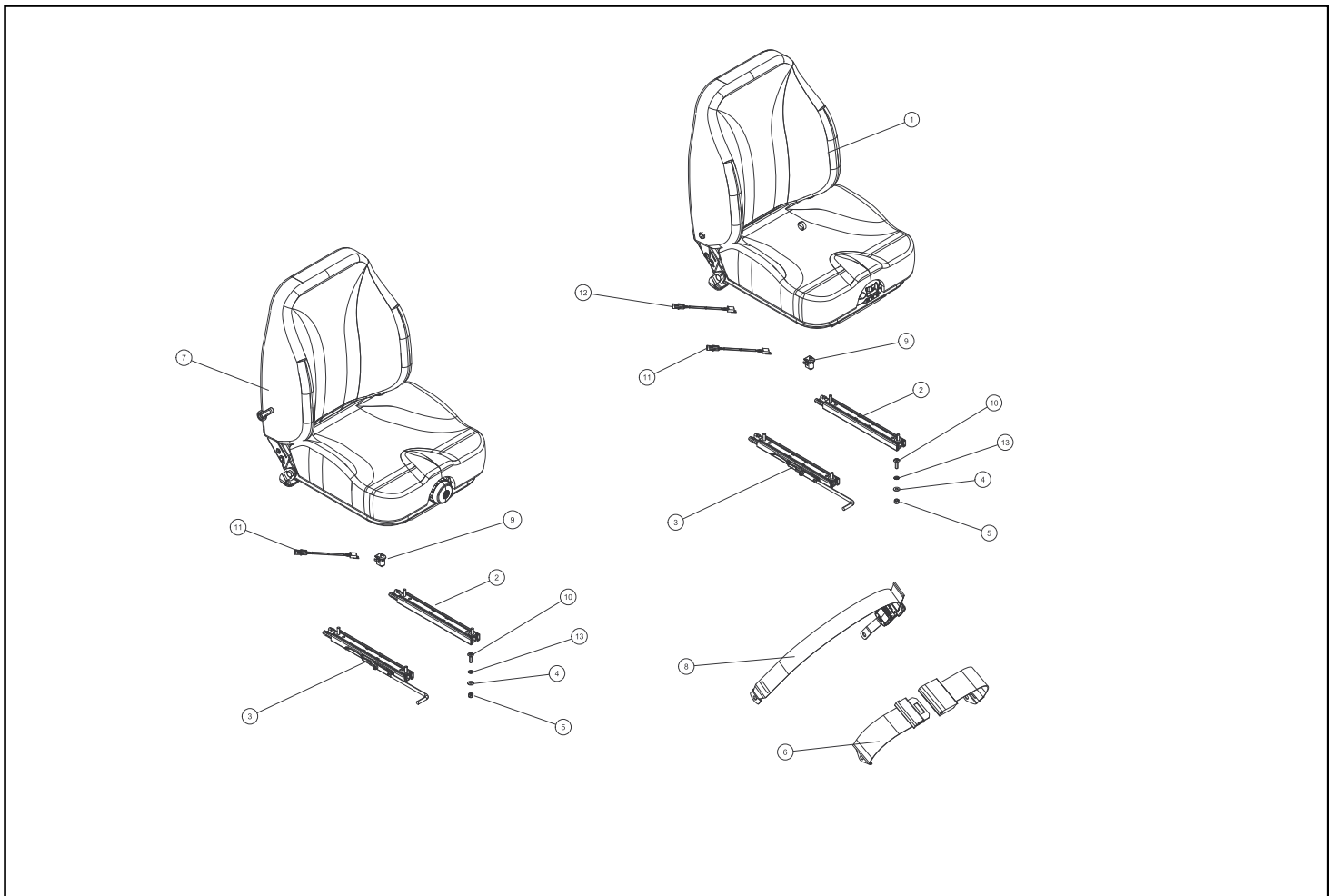
SUSPENSION SEAT / SEATBELTS

RT-75 valid from 04000

Chapter 7

REF. NO.	PART NUMBER	QTY.	DESCRIPTION
1	2018-086	1	SEAT, AIR RIDE
2	2018-095	1	RAIL, LH SLIDE
3	2018-094	1	RAIL, RH SLIDE
4	8050-222	4	HARDENED WASHER,FLAT,1/4,USS
5	8040-426	4	NUT,HEX,NYLOCK,5/16-18,UNC
6	2076-410	1	BELT SEAT 3 ADJUSTABLE
7	2018-087	1	SEAT, MECHANICAL
8	2076-666	1	BELT, 2 SEAT
9	2018-344	1	SWITCH SEAT
10	2018-099	4	BOLT, SQUARE HEAD SEAT
11	2018-343	1	HARNESS SEAT SWITCH
12	2018-342	1	HARNESS SEAT COMPRESSOR
13	0090-105	4	NUT PUSH 5/16"

REF. NO.	PART NUMBER	QTY.	DESCRIPTION



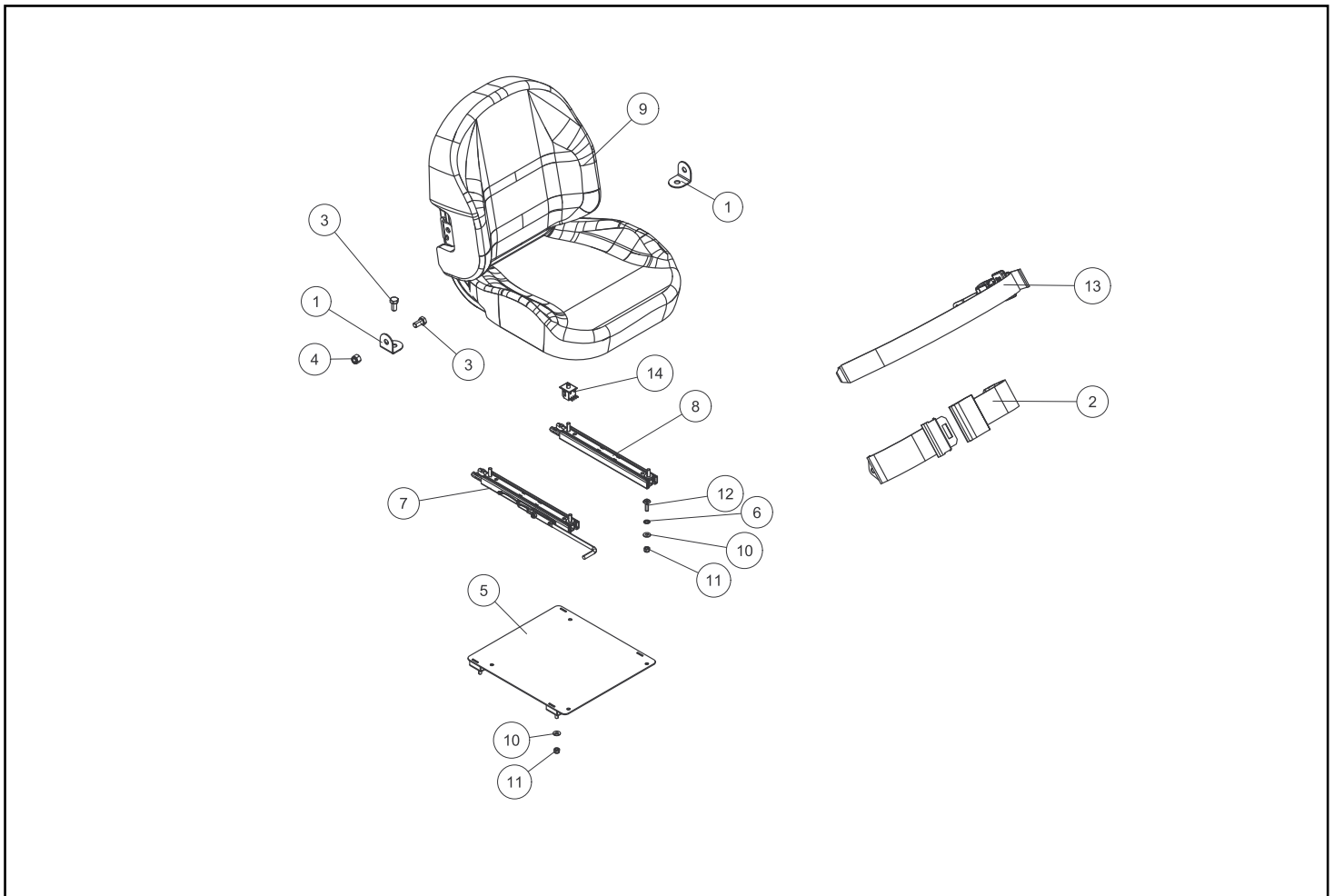
STANDARD SEAT / SEATBELTS

RT-75 valid from 04000

Chapter 7

REF. NO.	PART NUMBER	QTY.	DESCRIPTION
1	2075-163	2	MOUNT, SEAT BELT - LOWER
2	2076-410	1	BELT SEAT 3 ADJUSTABLE
3	8102-402	4	CAPSCREW,HH,1/2-13x1.00
4	8040-606	2	NUT,HEX,NYLOCK,1/2-13,UNC
5	2018-096	1	WLMT, SEAT RISER
6	0090-105	4	NUT PUSH 5/16
7	2018-094	1	RAIL, RH SLIDE
8	2018-095	1	RAIL, LH SLIDE
9	2017-421	1	SEAT, NON SUSPENSION
10	8050-222	8	HARDENED WASHER,FLAT,1/4,USS
11	8040-426	8	NUT,HEX,NYLOCK,5/16-18,UNC
12	2018-099	4	BOLT, SQUARE HEAD 5/16-18 X 1
13	2076-666	1	BELT, 2 SEAT
14	2018-344	1	SWITCH, SEAT

REF. NO.	PART NUMBER	QTY.	DESCRIPTION



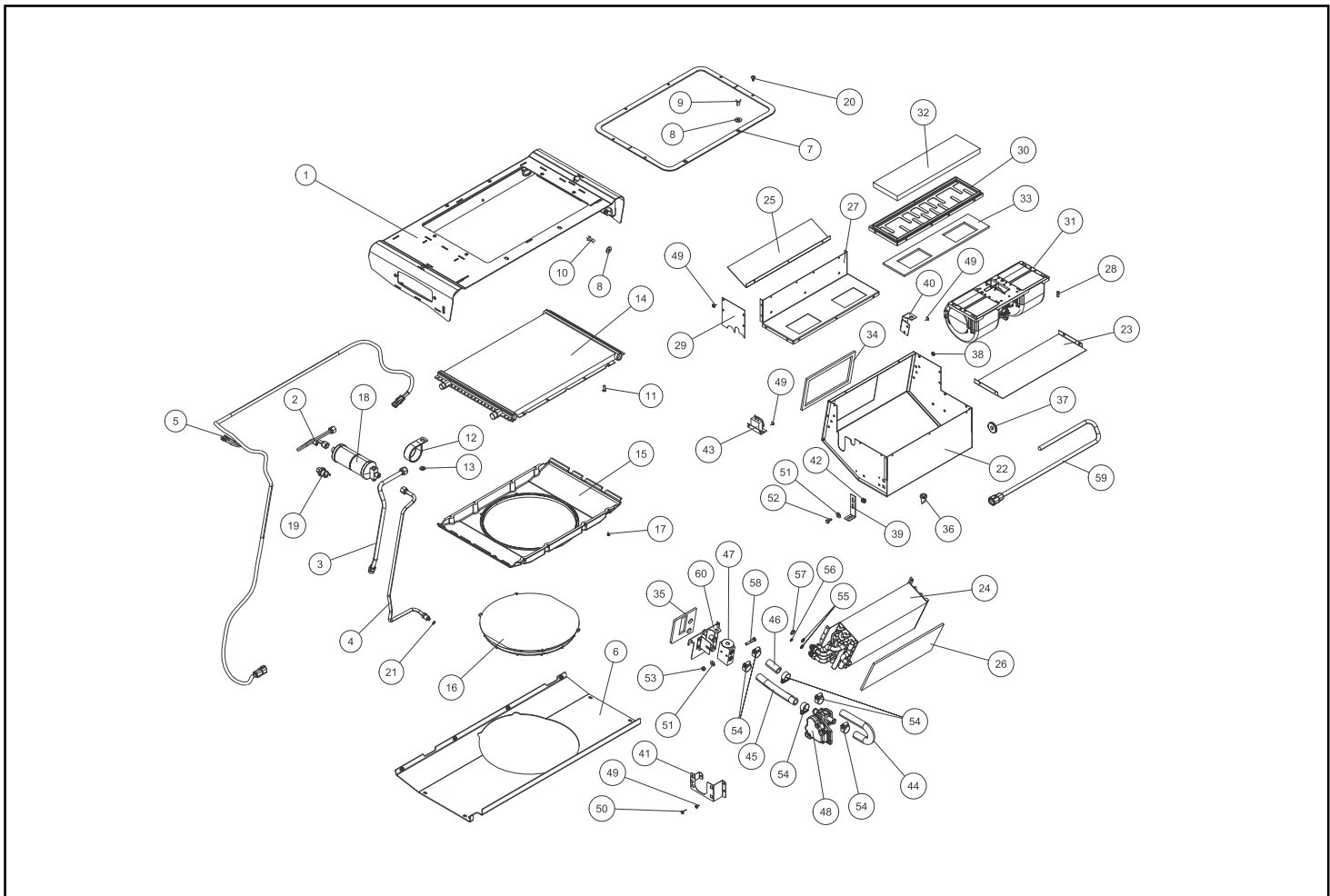
HVAC - CAB (OPTIONAL)

RT-75 valid from 04000

Chapter 7

REF. NO.	PART NUMBER	QTY.	DESCRIPTION
1	2017-751	1	WLMT, CONDENSER GUARD
2	2018-340	1	TUBE CONDENSER TO DRYER
3	2018-341	1	TUBE COMPRESSOR TO CONDENSER
4	2017-768	1	TUBE DRYER TO CORE
5	2017-907	1	HARNESSE, CONDENSER
6	2018-215	1	WLMT, LOWER CONDENSER COVER
7	2018-056	1	WLMT, CONDENSER SCREEN
8	8050-262	4	HARDENED WASHER,FLAT,5/16,USS
9	8102-220	2	CAPSCREW,HH,3/8-16UNCx0.75,GD8
10	8102-222	2	CAPSCREW,HH,3/8-16UNCx1.0,GD8
11	0090-700	6	CAPSCREW STEEL BUTTON SOCKET HEX
12	0090-733	2	CLAMP, P. 2.25
13	8050-222	2	HARDENED WASHER,FLAT,1/4,USS
14	2017-761	1	CONDENSER
15	2017-763	1	SHROUD, CONDENSER
16	2017-762	1	FAN
17	2017-764	12	FASTENER, CONDENSER FAN AND SHROUD
18	2018-346	1	DRYER, HVAC
19	2018-209	1	SWITCH PRESSURE
20	0090-790	16	screw machine, thd, 6-lobe, 1/4-20 x .5 blz
21	2076-188	1	O-RING, #6 ACOR
22	2018-120	1	HOUSING, WELDMENT
23	2018-133	1	DIVIDER, BOTTOM BLOWER
24	2018-122	1	CORE, HEAT EXCHANGER
25	2018-123	1	DIVIDER, TOP OF COIL
26	2018-138	1	FOAM, INSULATION
27	2018-121	1	HOUSING, BLOWER MOUNT
28	2018-145	6	NUT, COUPLING 8-32, 3/4 X 1/4
29	2018-129	1	PLATE, COIL SIDE BLOCK OFF
30	2018-128	1	HOUSING, TOP RECIRC FILTER
31	2018-151	1	BLOWER ASSY, W/RESIS, SPAL
32	2018-139	1	FILTER, CABIN AIR
33	2018-134	1	FOAM, BLOWER
34	2018-136	1	FOAM, INTAKE
35	2018-137	1	FOAM, TXV BRKT
36	2018-155	3	VALVE, KAZOO, DUCT BILL, CHECK
37	2018-154	1	GROMMET, LARGE
38	2018-153	1	GROMMET, SMALL
39	2018-130	2	BRKT, MOUNT
40	2018-140	1	BRKT, SIDE MOUNTING

REF. NO.	PART NUMBER	QTY.	DESCRIPTION
41	2018-124	1	BRKT, WATERVALVE MOUNT
42	2018-146	6	NUT, CAGE 1/4-20
43	2018-152	1	THERMOSTAT, NON-ADJ
44	2018-127	1	HOSE, HTR 180 ELL 5/8 ID X 4
45	2018-131	1	HOSE, VALVE TO FEEDPLATE
46	2018-132	1	HOSE, FEEDPLATE TO CORE
47	2018-135	1	VALVE, EXP BLOCK 134a 2T
48	2017-861	1	VALVE, WTR ELEC 2-PORT 12v
49	0090-128	38	CAPSCREW TH PH 10-24 X .50 SS
50	0090-117	4	CAPSCREW TH PH 10-24 X .75 SS
51	8050-222	5	HARDENED WASHER,FLAT,1/4,USS
52	8102-039	4	CAPSCREW,HH,1/4-20x.625
53	8040-366	1	NUT,HEX,NYLOCK,1/4-20,UNC
54	0315-103	6	CLAMP,HOSE,#4
55	2046-251	2	O-RING # 8 GREEN
56	2076-188	1	O-RING, #6 ACOR
57	2076-189	1	O-RING # 10 GREEN
58	8102-045	1	CAPSCREW,HH,1/4-20UNCx1.5,GD8
59	2018-338	1	HARNESSE, BLOWER
60	2018-339	1	BRKT, EXPANSION VALVE - HOSE



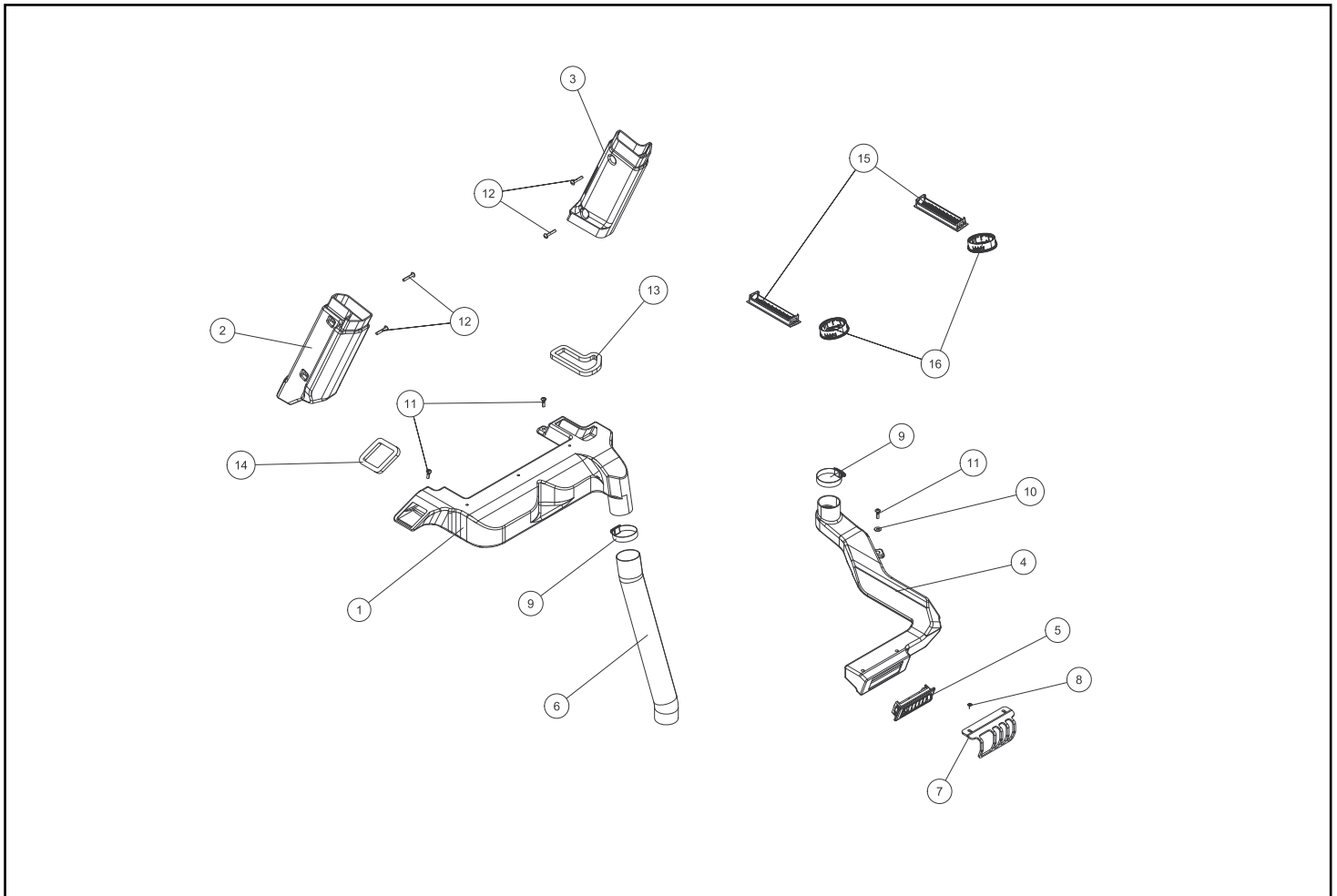
DUCTWORK (OPTIONAL)

RT-75 valid from 04000

Chapter 7

REF. NO.	PART NUMBER	QTY.	DESCRIPTION
1	2017-733	1	DUCT, PLENUM
2	2017-734	1	DUCT, PILLAR LH
3	2017-735	1	DUCT, PILLAR RH
4	2017-736	1	DUCT, LOWER - FLOOR
5	2017-078	1	VENT, DISCHARGE
6	2017-737	1	HOSE, DUCT
7	2017-738	1	GUARD, DISCHARGE VENT
8	0090-128	2	CAPSCREW TH PH 10-24 X .50 SS
9	0303-175	2	CLAMP, HOSE, 2-2.5 HI TORQUE
10	8050-222	1	HARDENED WASHER, FLAT, 1/4, USS
11	0090-805	3	SCREW MACHINE, TRUSS HEAD, 1/4-20 X 1.0 BLZN
12	0090-791	4	SCREW MACHINE, TRUSS HEAD, 1/4-20 X 1.5 BLZN
13	2018-103	1	SEAL, HVAC PLENUM - LH
14	2018-104	1	SEAL, HVAC PLENUM - RH
15	2017-549	2	LOUVER, DISCHARGE - RECTANGULAR
16	2017-548	2	LOUVER, DISCHARGE - ROUND

REF. NO.	PART NUMBER	QTY.	DESCRIPTION



Chapter 8

Working Equipment

8-1 Lift Arms

RT-75 Serial # valid from - 04000 **8-1A**

8-2 Quick Attach - Manual

RT-75 Serial # valid from - 04000 **8-2A**

8-3 Quick Attach - Hydraulic

RT-75 Serial # valid from - 04000 **8-3A**

*** Parts manuals are updated frequently. To ensure current parts information, always refer to the latest version of this manual (posted online, consult your dealer).**

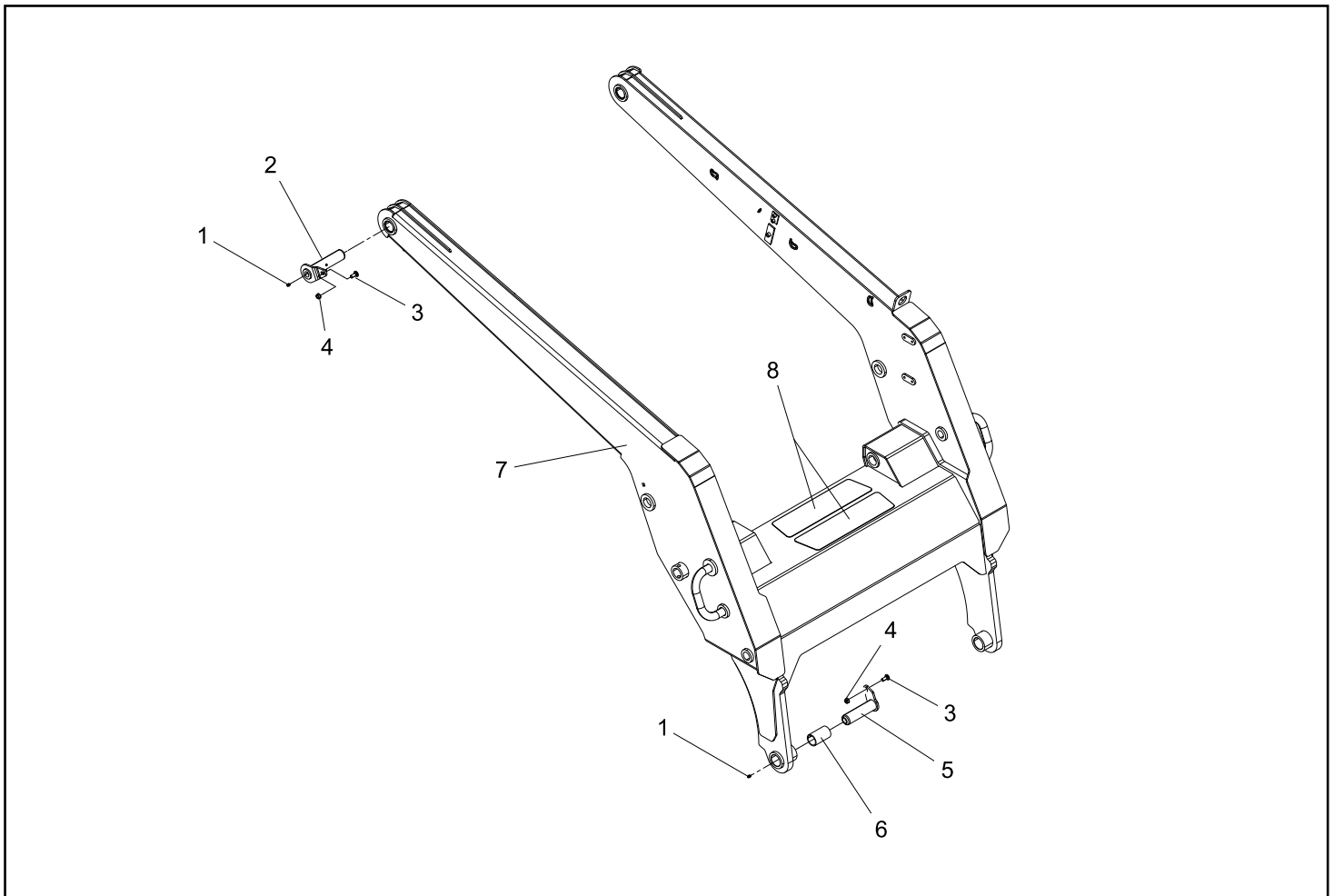
NOTE: Ordering parts that are painted requires a specific part number format. Please refer to page II of this manual for paint code and ordering information.

LIFT ARMS

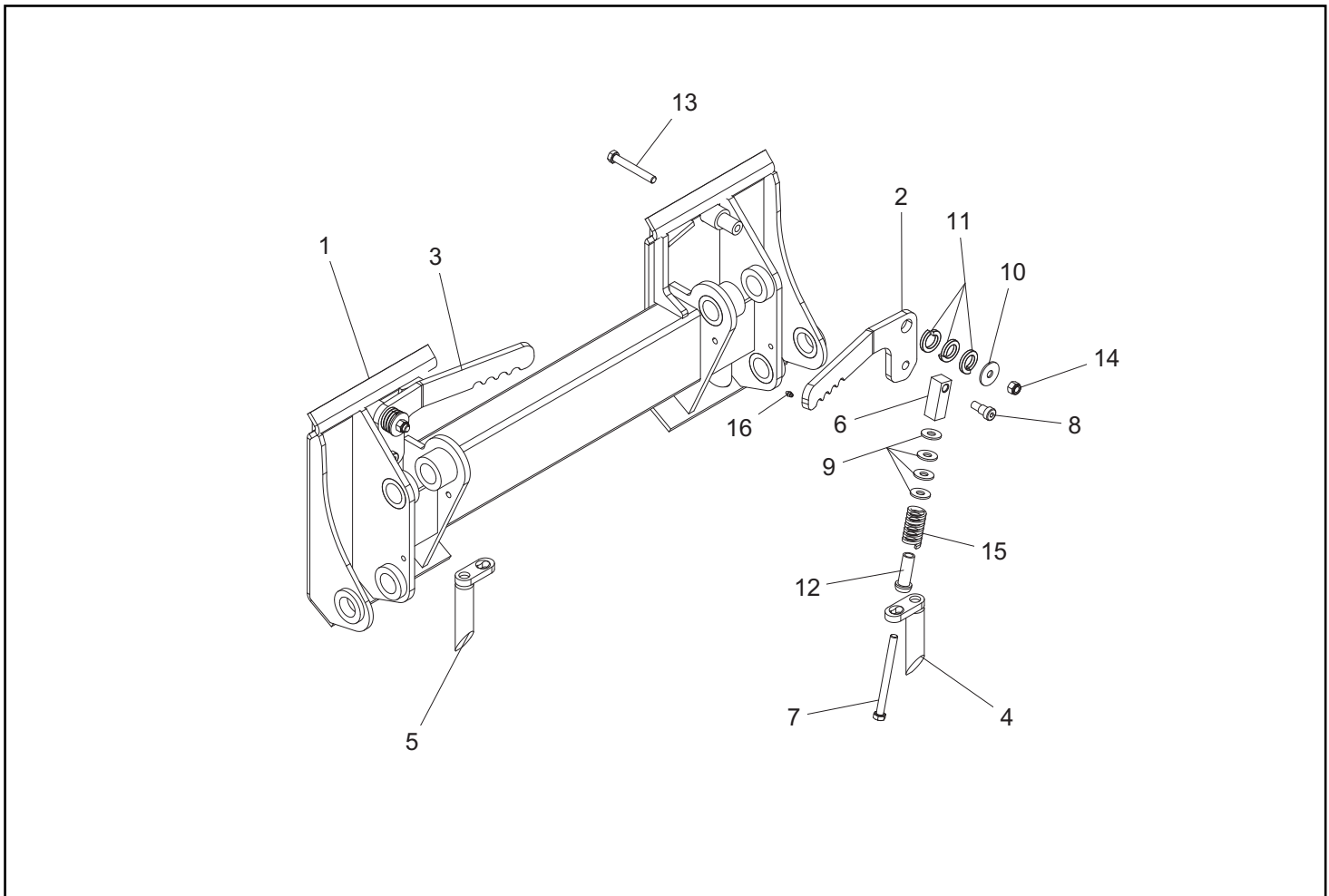
RT-75 valid from 04000

Chapter 8

REF. NO.	PART NUMBER	QTY.	DESCRIPTION	REF. NO.	PART NUMBER	QTY.	DESCRIPTION
1	0300-607	4	ZERK, GREASE, 1/4-28 1103K21				
2	2040-333	2	WLMT, PIN, 1.5" DIAM, 6.3" LONG				
3	8011-222	4	BOLT, CARRIAGE, 3/8-16 UNC x 1.0, ZN				
4	0314-269	4	NUT, FLANGE, TOPLK, 3/8-16 UNC, GDG, ZN				
5	2040-115	2	WLMT, PIN, QA TILT, 6				
6	7000-342	2	BUSHING, SPRING, 1 3/4" X 1 1/2" X 3"				
7	3000-245	1	WLMT LOADER				
8	0304-496	2	PAD, SKID ANTI-SKID, BLACK				



REF. NO.	PART NUMBER	QTY.	DESCRIPTION	REF. NO.	PART NUMBER	QTY.	DESCRIPTION
1	2045-359	1	WLMT,QUICK-ATTACH,MANUAL				
2	2045-761	1	HANDLE,QA,LH				
3	2045-762	1	HANDLE,QA,RH				
4	2046-405	1	WLMT PIN RH				
5	2046-406	1	WLMT PIN LH				
6	2045-245	2	BLOCK LATCH				
7	8102-418	2	CAPSCREW,HH,1/2-13UNCx 6.0,GD8				
8	0090-002	2	BOLT,SHOULDER,5/8"x.625" GD 8				
9	8050-347	8	WASHER,WROUGHT,1/2,STD,ZN				
10	2015-018	2	WASHER,FENDER,1.75x0.53x0.125				
11	8051-620	6	WASHER,SPRING LOCK,1.0,ZN				
12	0400-621	2	SPOOL,PIVOT				
13	0304-799	2	CAPSCREW,HH,1/2-13UNCx3.75,GD8				
14	8040-606	2	NUT,HEX,NYLOCK,1/2-13 UNC,ZN				
15	0400-651	2	SPRING,COMPRESSION				
16	0300-607	2	ZERK,GREASE,1/4-28				

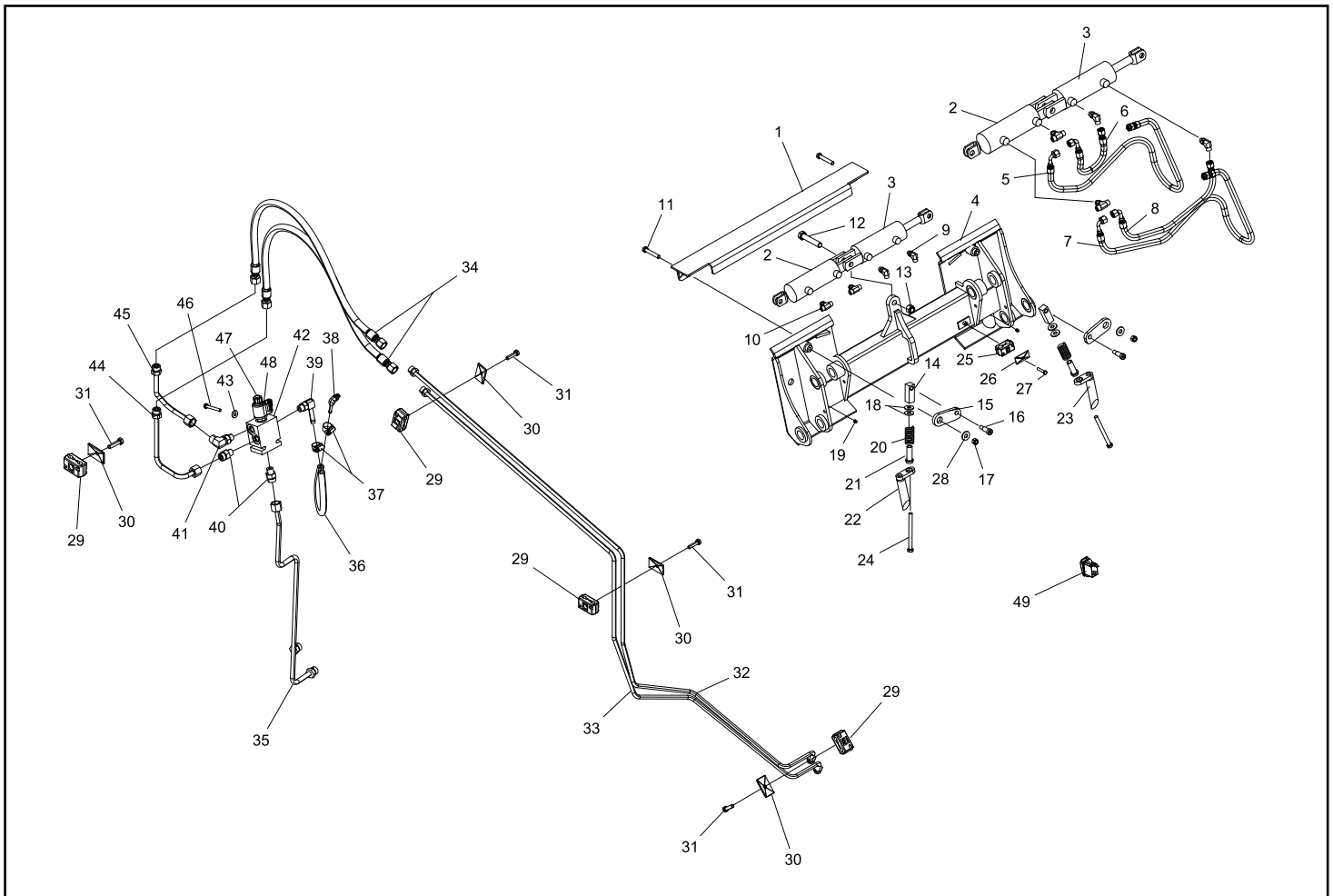


QUICK ATTACH - HYDRAULIC (optional)

RT-75 valid from 04000

REF. NO.	PART NUMBER	QTY.	DESCRIPTION
1	7006-488	1	WLMT, GUARD, QA
2	2046-316	1	CYLINDER QA LH
3	2046-317	1	CYLINDER QA RH
4	2045-235	1	WLMT QUICK-ATTACH HYD
5	0201-566	1	HOSE, 6M4K-6FFORX90S-6FFORX-49.
6	0201-545	1	HOSE, 6M4K-6FFORX-6FFORX90S-14.
7	0201-565	1	HOSE, 6M4K-6FFORX90S-6FFORX-53.
8	0201-544	1	HOSE, 6M4K-6FFORX-6FFORX90S-25.
9	0310-328	2	ADAPTER, 6MFFOR-6MB-90
10	0201-542	2	ADAPTER, TEE, 6FS-6FS-6NWO
11	8102-412	2	CAPSCREW, HH, 1/2-13UNCx3.25 GD8
12	8102-686	1	CAPSCREW, HH, 3/4-10UNCx4.25 GD8
13	8040-786	1	NUT, HEX, NYLOCK, 3/4-10 UNC, ZN
14	2045-245	2	BLOCK LATCH
15	2045-246	2	LATCH QA
16	0090-001	2	BOLT, SHOULDER, 5/8"x1.25" GD 8
17	8040-606	2	NUT, HEX, NYLOCK, 1/2-13 UNC, ZN
18	0090-368	8	WASHER HARDENED 1.375X.570X.250 ZN
19	0300-607	2	ZERK, GREASE, 1/4-28
20	0400-651	2	SPRING, COMPRESSION PLATED
21	0400-621	2	SPOOL, PIVOT
22	2046-406	1	WLMT PIN LH
23	2046-405	1	WLMT PIN RH
24	8102-418	2	CAPSCREW, HH, 1/2-13UNCx 6.0, GD8
25	0310-733	1	INSERT, CLAMP, TWIN, 75" T3075-PP
26	0310-828	1	COVER, CLAMP, 3/4" TCP-T3
27	8102-136	1	CAPSCREW, HH, 5/16-18x1.75 ZN GD
28	8050-348	2	WASHER, 1/2, SAE, ZN 1.06 OD x .531 ID x .090
29	0201-225	4	CLAMP, SET, T2038-PP
30	0310-584	4	PLATE, COVER
31	8102-134	4	CAPSCREW, HH, 5/16-18UNCx1.25GD8 ZN
32	3000-354	1	TUBE, QUICK, B #8
33	3000-355	1	TUBE, QUICK, A #8
34	3030-216	2	HOSE, -6, 3300 PSI, 6FFORX, 6FFORX, 25.80"
35	3020-217	1	TUBE PRESSURE CHARGE (P)
36	3030-215	1	HOSE, -6, LOW PRESSURE, 12"
37	0315-101	2	CLAMP, HOSE, #6
38	7006-304	1	ADAPTOR 4MB-3/8 BARB 90 DEG
39	7006-024	1	ADAPTER 6MB-3/8BARB 90 DEG
40	0310-329	2	ADAPTER, 6MFFOR-6MB

REF. NO.	PART NUMBER	QTY.	DESCRIPTION
41	0310-328	1	ADAPTER, 6MFFOR-6MB-90
42	3000-177	1	VALVE QA
43	8050-222	2	WASHER, WROUGHT, 1/4, STD, ZN
44	3020-216	1	TUBE QUICK B #6
45	3020-215	1	TUBE QUICK A #6
46	8102-047	2	CAPSCREW, HH, 1/4-20 UNCx2.0, GD8
47	3030-312	1	SOLENOID & SPOOL, WK06Y
48	7000-625	1	COIL
49	2017-909	1	SWITCH, QUICK ATTACH, LOCKING



Chapter 9

Graphics / Safety Decals

9-1 ISO Safety Decals

RT-75 Serial # valid from - 04000 **9-1A**

9-2 Machine Graphics - ASV

RT-75 Serial # valid from - 04000 **9-2A**

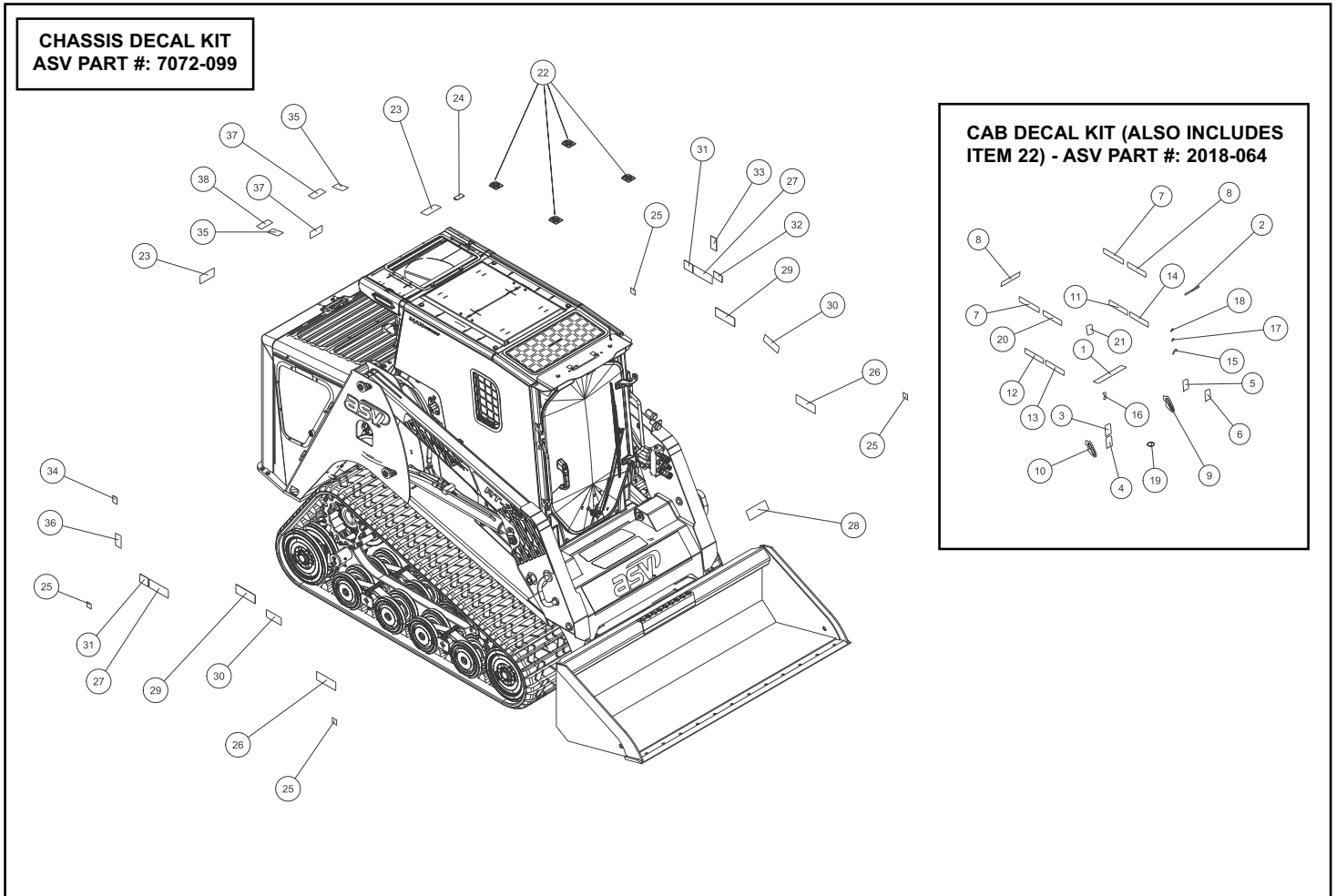
* Parts manuals are updated frequently. To ensure current parts information, always refer to the latest version of this manual (posted online, consult your dealer).

ISO SAFETY DECALS

RT-75 valid from 04000

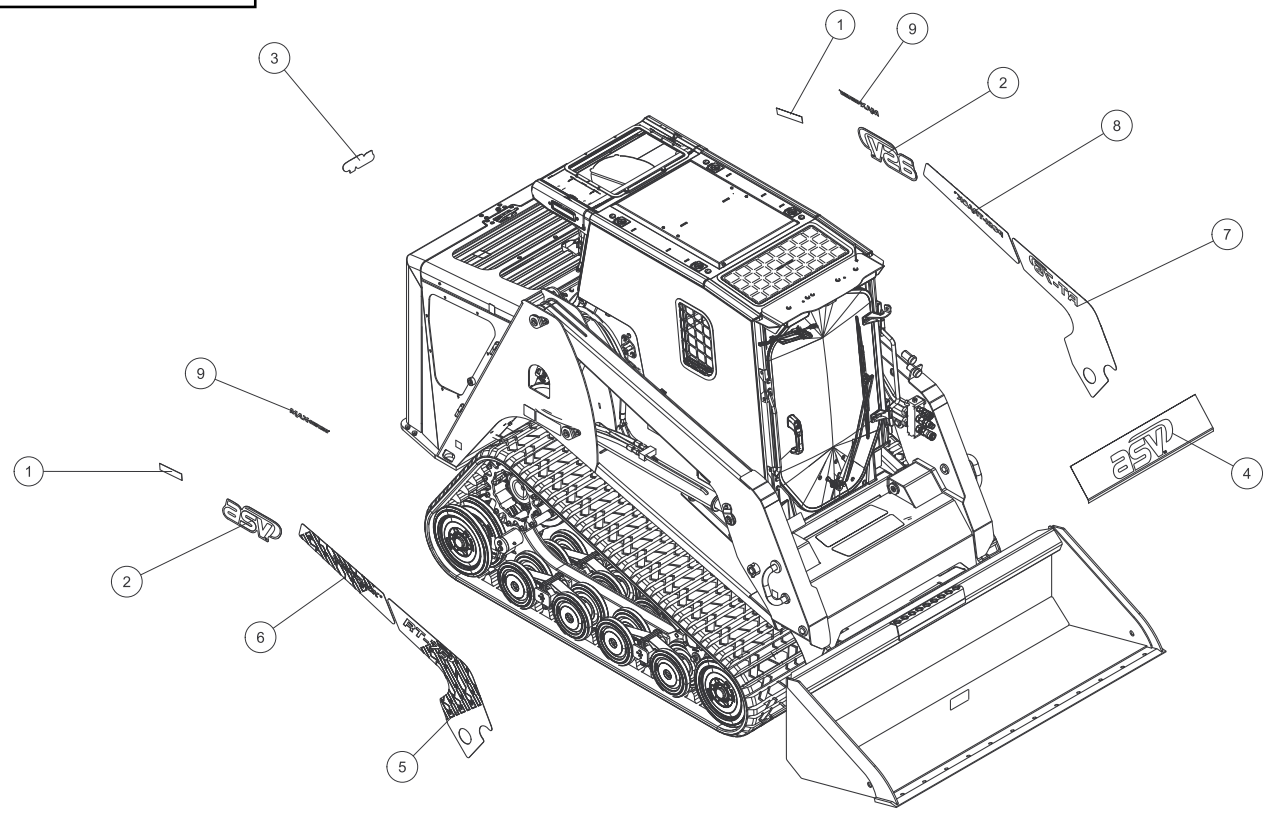
Chapter 9

REF. NO.	PART NUMBER	QTY.	DESCRIPTION	REF. NO.	PART NUMBER	QTY.	DESCRIPTION
1		1	DECAL, ISO - LAPBAR				
2		1	DECAL, PROP 65 SLT				
3		1	DECAL, ISO, READ O&M MAXSIGHT				
4		1	DECAL ISO MANUAL LOCATION BEHIND SEAT				
5		1	DECAL, ISO CTL ROLLOVER, CARRY LOADS LOW				
6		1	DECAL, ISO SSL ROLLOVER, CARRY LOADS LOW				
7		2	DECAL, ISO EMERG EXIT, ROOF MAXSIGHT				
8		2	DECAL, ISO EMERG EXIT, BREAK GLASS				
9		1	DECAL, JOYSTICK ADJ REF LT MAXSIGHT				
10		1	DECAL, JOYSTICK ADJ REF RT MAXSIGHT				
11		1	DECAL, ARMREST ADJ LT MAXSIGHT				
12		1	DECAL, ARMREST ADJ LT MAXSIGHT				
13		1	DECAL, JOYSTICK ADJ RT MAXSIGHT				
14		1	DECAL, JOYSTICK ADJ RT MAXSIGHT				
15		1	DECAL, WAIT TO START MAXSIGHT				
16		1	DECAL, THROTTLE				
17		1	DECAL, QUICK ATTACH LOCK MAXSIGHT				
18		1	DECAL, QUICK ATTACH UNLOCK MAXSIGHT				
19		1	DECAL, WASHER FLUID TANK				
20		1	DECAL, ISO EMERG EXIT, CUT SEATBELT				
21		1	DECAL, ISO HIGH FLOW NOTICE				
22		4	DECAL - NOT A LIFT POINT				
23		2	DECAL ISO HOT SURFACES - HORIZONTAL				
24		1	DECAL, ISO WARNING ACCUMULATOR				
25		4	DECAL, TIE DOWN 156-5762				
26		2	DECAL BOOM CRUSH PT (NO TEXT) ISO				
27		2	DECAL MOVING PARTS (TRACK WARNING)(NO				
28		1	DECAL 3 POINT (NO TEXT) ISO				
29		2	DECAL ISO SAFETY SKIN OIL INJE				
30		2	DECAL LOADER LOCK (NO TEXT) ISO				
31		2	DECAL ISO CLEAN UNDERCARRIAGES NOTICE				
32		1	DECAL ISO ULTRA LOW SULFER DIESEL				
33		1	DECAL ISO ULSD FUEL HANDLING P				
34		1	DECAL CE HYDRAULIC OIL ONLY				
35		2	DECAL ISO SAFETY EXHAUST HOT				
36		1	DECAL ISO SAFETY BATTERY				
37		2	DECAL ISO SAFETY FAN AND BELT				
38		1	DECAL, ISO SAFETY RADIATOR BURN SCALD				



REF. NO.	PART NUMBER	QTY.	DESCRIPTION	REF. NO.	PART NUMBER	QTY.	DESCRIPTION
1	2096-448	2	DECAL CUMMINS				
2	2030-333	2	DECAL ASV				
3	2052-422	1	DECAL ASV 8 1/2 LONG				
4	2030-337	1	DECAL LOADER FRONT				
5	3030-233	1	DECAL LOADER RH FRONT				
6	3030-231	1	DECAL LOADER RH REAR				
7	3030-234	1	DECAL LOADER LH FRONT				
8	3030-232	1	DECAL LOADER LH REAR				
9	2018-102	2	DECAL MAX SERIES				

"Heavy Duty" Decals HD Pkg.
3030-444 / Qty 2



Kits

<u>Page</u>	<u>Kit</u>	<u>Part number</u>
3-2A	Complete seal kit for item 3	7000-622
3-7A	Complete seal kit for items 16 & 55	2035-974
3-8A	Seal kit shaft seal for item 8 Complete seal kit for item 8	3030-341 3030-342
6-4A	Brush Guard Field Install Kit	3030-612
7-5A	Glass Door Kit	2018-320
7-6A	Poly Door kit- Field Install	2018-321
3-11A	Bucket Positioning Kit Field Install	3030-615
3-10A	Ride Control Field Kit Install	3030-614
7-2	BT Radio Upgrade Kit Field Install	2018-304
6-1A	Foot Throttle Kit Field Install	3030-613
4-1A	Rear View Camera Kit Field Install	2018-325
4-4A	Open Rops Side Lights Kit Field Install	2018-324
4-4A	All Weather Cab Side Lights Kit Field Install	2018-323
6-3A	Side Screens Kit Field Install	2018-322
7-1A	Level II FOPS Kit Field Install	2018-317
8-1A	Attachment Control Kit Field Install	2018-318
N/A	Beacon Kit Field Install	2018-319
N/A	3 Point Harness Kit Field Install	2018-305
7-2	Deluxe Display Upgrade Kit Field Install	2018-303



ASV Holdings Inc.

840 Lily Lane

Grand Rapids MN. 55744

1-800-205-9913

www.asvi.com