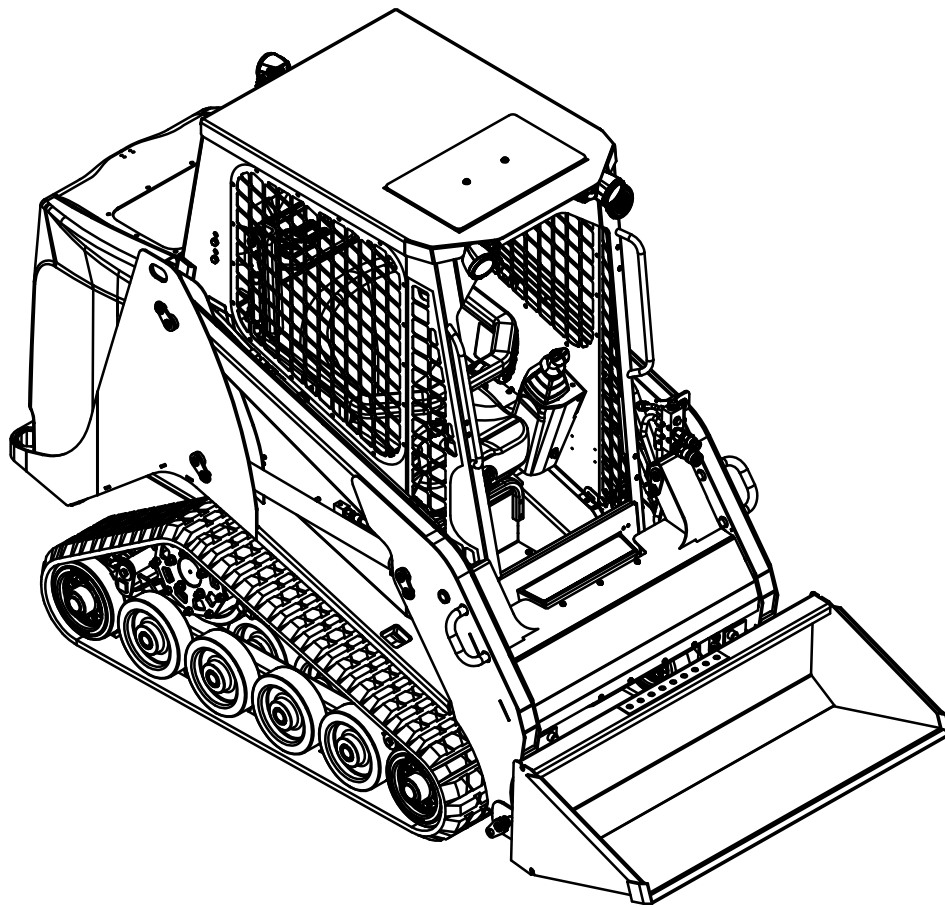


# Master Parts Manual

## Compact Track Loader



**RT-40**

Part Number 0404-767  
Printed 11/20

# Table of Contents

1. **Service Parts**
  - 1-1 General / Hyd. Service Items / Lubricants
  - 1-2 Component Service Items
  - 1-3 Harnesses

2. **Fuel/Engine**
  - 2-1 Fuel System
  - 2-2 Diesel Engine
  - 2-3 Cooling System

3. **Hydraulic Components**
  - 3-1 Hydraulic Reservoir
  - 3-2 Hydraulic Valve / Blocks
  - 3-3 Hydraulic Cylinders-Lift Arm / Tilt
  - 3-4 Hydraulic Auxiliary
  - 3-5 Hydraulic Auxiliary (A/C equipped)
  - 3-6 Hydraulic Control
  - 3-7 Hydraulic Drive

4. **Electrical**
  - 4-1 Switches / Dash Panel
  - 4-2 Battery / Harnesses
  - 4-3 Fuse Panel
  - 4-4 Exterior Lights

5. **Undercarriage**
  - 5-1 Axles / Tracks
  - 5-2 Undercarriage RT
  - 5-3 Undercarriage LT
  - 5-4 Undercarriage RT (optional)
  - 5-5 Undercarriage LT (optional)

6. **Mainframe**
  - 6-1 Chassis
  - 6-2 Hood

7. **Cab / Heating / Air Conditioning**
  - 7-1 Cab
  - 7-2 Cab Interior / Headliner
  - 7-3 Door / Windows / Wiper
  - 7-4 Seat / Seatbelt
  - 7-5 Heater (optional)
  - 7-6 HVAC (optional)

8. **Working Equipment**
  - 8-1 Lift Arms
  - 8-2 Quick Attach- Manual

9. **Graphics / Safety Decals**
  - 9-1 ISO Safety Decals
  - 9-2 Machine Graphics ASV

\* Parts manuals are updated frequently. To ensure current parts information, always refer to the latest version of this manual (posted online, consult your dealer).

**NOTE:** When ordering parts that are painted, a specific part number format is required. Please refer to page II of this manual for paint code and ordering information.

# Painted Service Parts

## ordering guidelines

Compact Track and Skid Steer Loaders are available in various colors and nomenclatures (brands / model names). **Paint color needs to be specified when ordering painted components.** When ordering painted components, inform the support representative of the brand and model name of your machine before selecting the proper color from the list below. The support representative should be able to assist you in finding the correct one based on your machine's **VIN number**. This should help to identify the original machine configuration and nomenclature.

**\*Note:** Not all colors are available on all components. Available colors are limited to those considered “standard” on your particular machine and component(s). Please do not attempt to order non-standard colors for your machine as the order will not be fulfilled until corrected.

The color codes are to be referenced as a suffix to the part number of the component you are requesting, for example: 0000-000-GRN (indicating a green part).

The following is a list of available colors.

<u>Color</u>	<u>Color Code:</u>
BLACK	BLK (ALL MODELS)
YELLOW	YEY (ASV)
WHITE	WHT (TEREX)
GREEN	GRN (SUNBELT)
GRAY	GRY (TEE)
ORANGE	ORN (ASPLUNDH)

# Chapter 1

## Service Parts

### 1-1 General / Hyd. Service Items / Lubricants

### 1-2 Component Service Items

### 1-3 Harnesses

\* Parts manuals are updated frequently. To ensure current parts information, always refer to the latest version of this manual (posted online, consult your dealer).

# GENERAL SERVICE ITEMS & LUBRICANTS

**NOTE:** Please refer to your machine specific operation and maintenance manual for fluid type and capacity specifications.

<u>ITEM</u>	<u>DESCRIPTION</u>	<u>PART NUMBER</u>
-Engine Oil Filter	Filter, Engine Oil	7071-952
-Engine Oil Separator Element	Element, Oil Separator	7071-995
-Primary Air Filter	Filter, Primary Air	2014-836
-Secondary Air Filter	Filter, Secondary Air	2014-837
-Fuel Filter/ Primary	Filter, Fuel	7071-982
-Fuel Pump Filter	Filter, Fuel Pump	7071-981
-Accessory Belt	Belt, Accessory	2014-762
250 Hour Service Kit	Kit, 250 hr	0404-862
400 Hour Service Kit	Kit, 400 hr	0404-863
500 Hour Service Kit	Kit, 500 hr	0404-864

# HYDRAULIC SERVICE ITEMS & LUBRICANTS

<u>ITEM</u>	<u>DESCRIPTION</u>	<u>PART NUMBER</u>
-Hydraulic Oil Filter	Filter, Hydraulic Charge	0404-161

<u>O-RING</u>	<u>PART NUMBER</u>
# 4, Flat Face Type	2055-196
# 6, Flat Face Type	0310-285
# 8, Flat Face Type	0310-286
# 10, Flat Face Type	0310-287
# 12, Flat Face Type	0310-288
# 16, Flat Face Type	0310-289
# 20, Flat Face Type	0310-290
# 24, Flat Face Type	0201-479
# 4, ORB Type	0314-366
# 6, ORB Type	0310-619
# 8, ORB Type	0307-353
# 10, ORB Type	0310-620
# 12, ORB Type	0310-621
# 16, ORB Type	0307-354
# 20, ORB Type	0310-832

# COMPONENT SERVICE ITEMS

## Hydraulic Cylinders (00100-01461)

- Bucket/Tilt RH P/N: 2014-295 • Bucket/Tilt LH P/N: 2014-296
- Lift-Arm P/N: 2014-144

<u>ITEM</u>	<u>DESCRIPTION</u>	<u>PART NUMBER</u>
-Kit,Seal,Bucket/Tilt Cylinder	Fits Cylinder (P/N:2014-295 / 2014-296)	2014-825
-Rod,Bucket/Tilt Cylinder	Fits Cylinder (P/N:2014-295 / 2014-296)	2014-821
-End Gland,Bucket/Tilt Cylinder	Fits Cylinder (P/N:2014-295 / 2014-296)	2014-822
-Piston, Bucket/Tilt Cylinder	Fits Cylinder (P/N:2014-295 / 2014-296)	2014-823
-Tube Weldment, Bucket/Tilt Cylinder	Fits Cylinder (P/N:2014-295)	2014-824
-Tube Weldment, Bucket/Tilt Cylinder	Fits Cylinder (P/N:2014-296)	2014-826
-Nut, Bucket/Tilt Cylinder	Fits Cylinder (P/N:2014-295 / 2014-296)	2014-820
-Kit,Seal,Lift Arm Cylinder	Fits Cylinder (P/N:2014-144)	2014-831
-End Gland,Lift Arm Cylinder	Fits Cylinder (P/N:2014-144)	2014-822
-Rod,Lift Arm Cylinder	Fits Cylinder (P/N:2014-144)	2014-828
-Piston	Fits Cylinder (P/N:2014-144)	2014-829
-Nut,Lift Arm Cylinder	Fits Cylinder (P/N:2014-144)	2014-827
-Tube Weldment, Lift Arm Cylinder	Fits Cylinder (P/N:2014-144)	2014-830

## Hydraulic Cylinders (valid from S/N: 01462)

- Bucket/Tilt RH P/N: 2014-295 • Bucket/Tilt LH P/N: 2014-296
- Lift-Arm P/N: 2015-177

<u>ITEM</u>	<u>DESCRIPTION</u>	<u>PART NUMBER</u>
-Kit,Seal,Bucket/Tilt Cylinder	Fits Cylinder (P/N:2014-295 / 2014-296)	2014-825
-Rod,Bucket/Tilt Cylinder	Fits Cylinder (P/N:2014-295 / 2014-296)	2014-821
-End Gland,Bucket/Tilt Cylinder	Fits Cylinder (P/N:2014-295 / 2014-296)	2014-822
-Piston, Bucket/Tilt Cylinder	Fits Cylinder (P/N:2014-295 / 2014-296)	2014-823
-Tube Weldment, Bucket/Tilt Cylinder	Fits Cylinder (P/N:2014-295)	2014-824
-Tube Weldment, Bucket/Tilt Cylinder	Fits Cylinder (P/N:2014-296)	2014-826
-Nut, Bucket/Tilt Cylinder	Fits Cylinder (P/N:2014-295 / 2014-296)	2014-820
-Kit,Seal,Lift Arm Cylinder	Fits Cylinder (P/N:2015-177)	2014-831
-End Gland,Lift Arm Cylinder	Fits Cylinder (P/N:2015-177)	2014-822
-Piston	Fits Cylinder (P/N:2015-177)	2014-829
-Nut,Lift Arm Cylinder	Fits Cylinder (P/N:2015-177)	2014-830

# HARNESSES

## Machine Serial Number: 00101 - 00999

<u>ITEM</u>	<u>LOCATION</u>	<u>PART NUMBER</u>
Cab Harness	Cab	2014-300
Main Harness	Chassis (throughout machine)	2014-301
Auxiliary	Lift Arm	2014-305
Wiper	Cab	0304-573
Alternator Harness	Engine	2014-302
Battery Cable Positive	Battery	2014-303
Battery Cable Negative	Battery	2014-304
Harness Cable, Red	Battery	2014-311
Fuel Sender Jumper	Fuel Tank (SN:00100-00110 only)	2014-769
QA Jumper	Cab	2015-042

## Machine Serial Number: 01000 - 01568

<u>ITEM</u>	<u>LOCATION</u>	<u>PART NUMBER</u>
Cab Harness	Cab	2014-941
Main Harness	Chassis (throughout machine)	2014-942
Auxiliary	Lift Arm	2014-305
Wiper	Cab	0304-573
Alternator Harness	Engine	2014-302
Battery Cable Positive	Battery	2014-303
Battery Cable Negative	Battery	2014-304
Harness Cable, Red	Battery	2014-311
Fuel Sender Jumper	Fuel Tank (SN:00100-00110 only)	2014-769
QA Jumper	Cab	2015-042

## Valid From Machine Serial Number: 01569

<u>ITEM</u>	<u>LOCATION</u>	<u>PART NUMBER</u>
Cab Harness	Cab	2014-941
Main Harness	Chassis (throughout machine)	2015-256
Auxiliary (optional)	Lift Arm	2014-972
Wiper	Cab	0304-573
Alternator Harness	Engine	2014-302
Battery Cable Positive	Battery	2014-303
Battery Cable Negative	Battery	2014-304
Harness Cable, Red	Battery	2014-311
Fuel Sender Jumper	Fuel Tank (SN:00100-00110 only)	2014-769
QA Jumper	Cab	2015-042
Loader valve Harness	Lift Arm	2014-973

# Chapter 2

## Fuel / Engine

### **2-1 Fuel System**

RT-40 Serial # valid from - 00100 **2-1A**

### **2-2 Diesel Engine**

RT-40 Serial # 00100 - 00999 **2-2A**

RT-40 Serial # 01000 - 01497 **2-2B**

RT-40 Serial # valid from - 01498 **2-2C**

### **2-3 Cooling System**

RT-40 Serial # valid from - 00100 **2-3A**

**\* Parts manuals are updated frequently. To ensure current parts information, always refer to the latest version of this manual (posted online, consult your dealer).**

**NOTE:** When ordering parts that are painted, a specific part number format is required. Please refer to page II of this manual for paint code and ordering information.

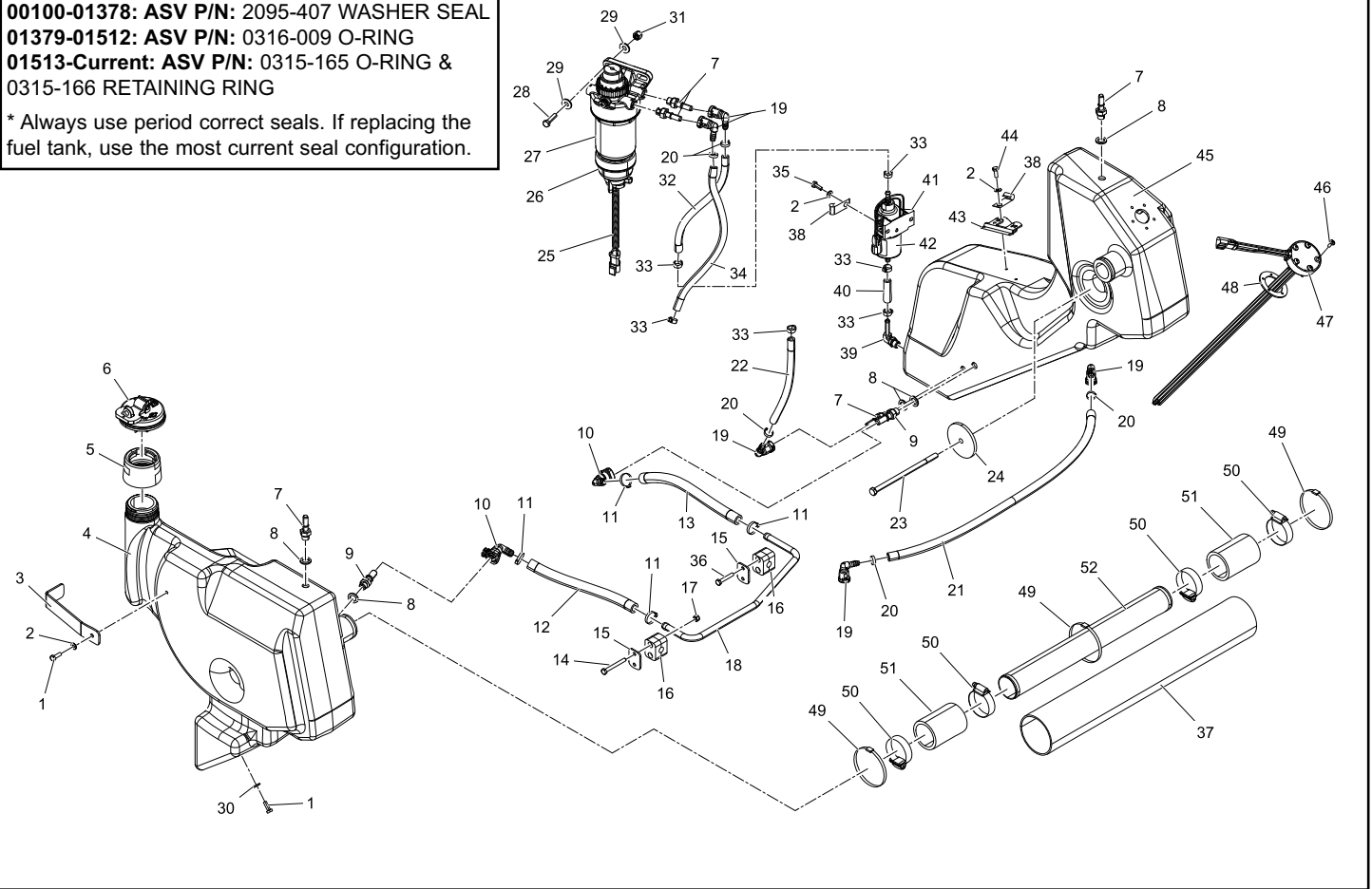
REF. NO.	PART NUMBER	QTY.	DESCRIPTION
1	8102-040	1	CAPSCREW,HH,1/4-20 UNCx.75,GD8 ZN
2	8050-157	5	WASHER,WROUGHT, #10 3/16,STD,ZN
3	2014-748	1	PLATE HOSE KEEPER
4	2014-066	1	TANK, FUEL RH
5	2075-953	1	NECK FILLER FUEL ALUMINUM
6	2045-407	1	CAP FUEL GREEN
7	7012-210	5	FITTING M14-1.5 X 10MM
8	-----	5	***SEE NOTE IN ILLUSTRATION***
9	7012-211	2	FITTING M14-1.5 X 12MM
10	0316-012	2	FITTING QC FEMALE 12MM X 1/2 BARB, 90°
11	0316-013	4	CLAMP 19.4 TO 22.6 MM STEPLESS EAR CLAMP
12	2014-364	1	LINE FUEL CROSSOVER RH
13	2014-365	1	LINE FUEL CROSSOVER LH
14	8102-048	2	CAPSCREW,HH,1/4-20UNCx2.25,GD8CAPSCREW,
15	0201-224	2	COVER,CLAMP,COP-2
16	0201-402	2	CLAMP,SET,2050-PP
17	8040-366	2	NUT,HEX,NYLOCK,1/4-20 UNC,ZN
18	2014-360	1	TUBE, CROSSOVER FUEL
19	0316-011	5	FITTING QC FEMALE 9.89MM X 3/8 BARB, 90°
20	0316-014	5	CLAMP 14.5 TO 17.0 MM STEPLESS EAR CLAMP
21	2014-392	1	LINE FUEL VENT
22	2014-391	1	LINE FUEL RETURN
23	0090-752	2	CAPSCREW,HH,3/8-16UNCx7.0, GD8,CAPSCREW
24	3000-433	2	PLATE 1/4" WASHER TANK
25	7071-984	1	SENSOR, WATER IN FUEL
26	7071-983	1	BOWL, WATER SEPARATOR
27	7071-982	1	FILTER, FUEL
28	8102-134	2	CAPSCREW,HH,5/16-18UNCx1.25GD8 ZN
29	8050-262	4	WASHER,WROUGHT,5/16,STD,ZN
30	8050-221	4	WASHER,FLAT,1/4,SAE
31	8040-486	2	NUT,HEX,NYLOCK,3/8-16 UNC,ZN
32	2014-389	1	LINE FUEL PUMP TO FILTER
33	0316-023	6	CLAMP, 12.8 TO 14.5MM STEPLESS EAR
34	2014-390	1	LINE FUEL FILTER TO ENGINE
35	8102-040	2	CAPSCREW,HH,1/4-20 UNCx.75,GD8 ZN
36	8102-048	2	CAPSCREW,HH,1/4-20UNCx2.25,GD8CAPSCREW,
37	2014-775	1	SLEEVE, HEAT, 3.25" X23"
38	0090-473	2	J CLAMP 1/2"
39	0315-076	1	ADAPTER, 05HB-06NWO-90
40	0200-351	1	HOSE,FUEL,5/16IDx2"

REF. NO.	PART NUMBER	QTY.	DESCRIPTION
41	7071-726	1	ASSY, PUMP, FUEL
42	7071-981	1	FILTER, FUEL PUMP
43	2014-684	1	BRKT MNT HARNESS
44	8102-039	2	CAPSCREW,HH,1/4-20UNCx.625,GD8
45	2014-157	1	TANK, FUEL LH
46	0090-165	5	SCREW MACHINE #10-24 X 1-1/4" ZN
47	2014-856	1	SENDER, FUEL, 3 TERM, 1/4 V
48	7071-988	1	GASKET, FUEL SENDER
49	0090-350	3	CABLE TIE STAINLESS 20.5"
50	0303-096	4	CLAMP,HOSE,2.0",HI-TORQUE CLAMP,HOS
51	2014-393	2	COUPLER, FUEL
52	2014-232	1	TUBE, FILL FUEL CROSSOVER

**Item(s) 8 - serial # application**

00100-01378: ASV P/N: 2095-407 WASHER SEAL  
 01379-01512: ASV P/N: 0316-009 O-RING  
 01513-Current: ASV P/N: 0315-165 O-RING &  
 0315-166 RETAINING RING

\* Always use period correct seals. If replacing the fuel tank, use the most current seal configuration.

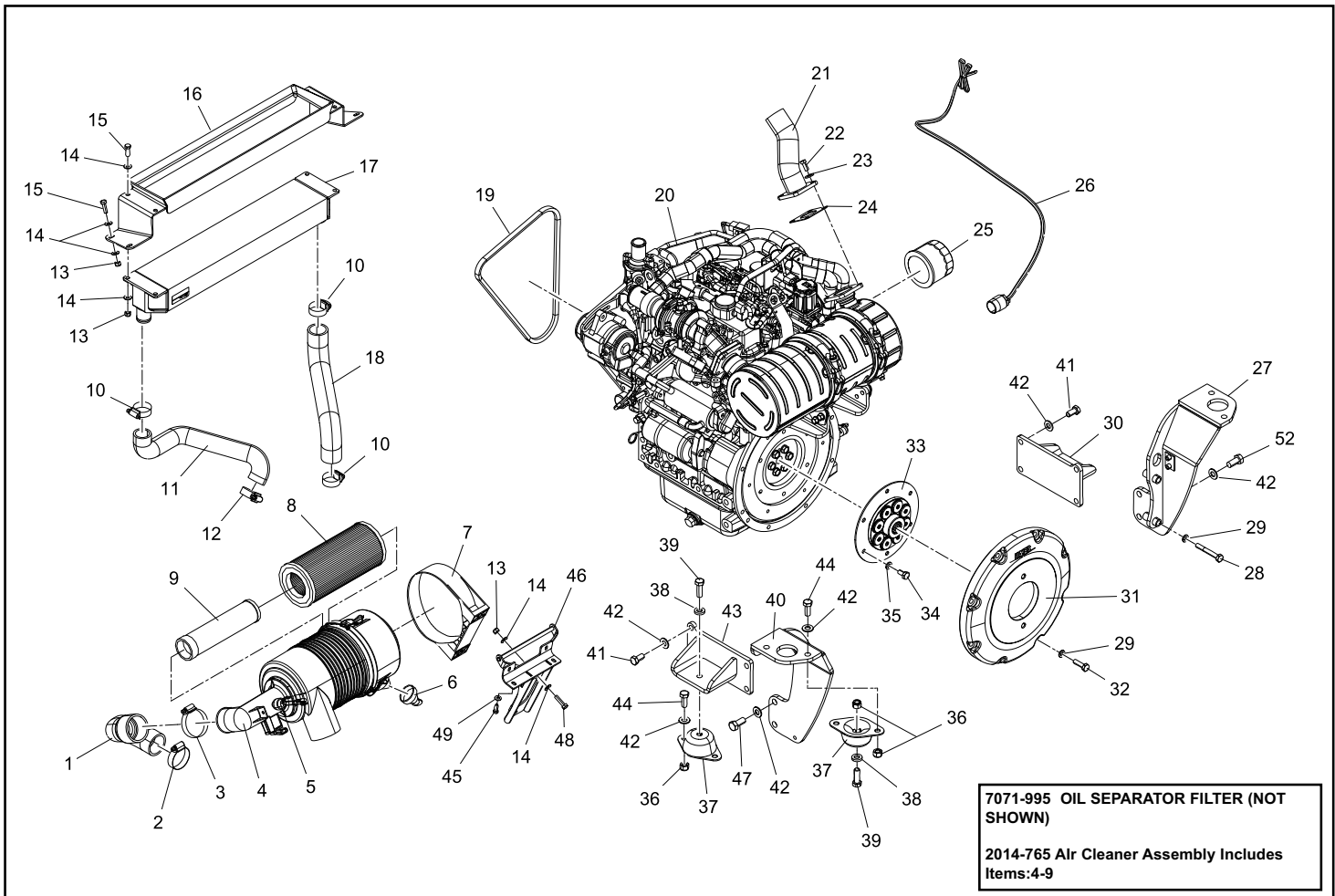


# DIESEL ENGINE

RT-40 00100 - 00999

Chapter 2

REF. NO.	PART NUMBER	QTY.	DESCRIPTION	REF. NO.	PART NUMBER	QTY.	DESCRIPTION
1	2014-156	1	HOSE INTAKE SAE J20 R4 D2 ID=2.35"	41	0090-660	8	CAPSCREW, M12-1.25 x 25MM CLASS 10.9
2	0303-096	1	CLAMP,HOSE,2.0",HI-TORQUE CLAMP,HOS	42	8050-348	20	WASHER,1/2,SAE,ZN 1.06 OD x .531 ID x .0
3	0303-175	1	HOSE,CLAMP,2.75,HI-TORQUE HOSE,CLAM	43	2014-042	1	WLMT, REAR RH ENGINE MOUNT
4	2014-765	1	ASSEMBLY AIR CLEANER	44	8102-404	8	CAPSCREW,HH 1/2-13UNCx1.25 GD8 ZN
5	7071-957	1	SWITCH, INDICATOR, AIR FILTER	45	8102-040	4	CAPSCREW,HH,1/4-20 UNCx.75,GD8 ZN
6	7071-953	1	BOOT, AIR FILTER	46	2014-445	1	WLMT, AIR CLEANER MNT
7	7071-063	1	BRACKET, AIR CLEANER, KUBOTA	47	0304-131	4	CAPSCREW,HH, M14-1.5 X30MM,GD8CAPSCREW,
8	2014-836	1	FILTER, AIR, PRIMARY	48	8102-134	2	CAPSCREW,HH,5/16-18UNCx1.25GD8 ZN
9	2014-837	1	FILTER, AIR, SECONDARY	49	8050-221	4	WASHER,FLAT,1/4,SAE
10	0303-238	3	CLAMP HOSE				
11	2014-154	1	HOSE CAC INLET REINFORCED AEM ID=1.33"				
12	0303-240	1	CLAMP, HOSE, #16 HI TORQUE				
13	8040-426	10	NUT,HEX,NYLOCK,5/16-18 UNC,ZN				
14	8050-222	20	WASHER,WROUGHT,1/4,STD,ZN				
15	8102-132	8	CAPSCREW,HH,5/16-18UNCx1.0 GD8 ,ZN				
16	2014-176	1	WLMT DAM AIR CAC				
17	2014-170	1	COOLER CHARGE AIR				
18	2014-155	1	HOSE CAC OUTLET REINFORCED AEM ID=1.57"				
19	2014-762	1	BELT, ENGINE				
20	2014-951	1	ENGINE, KUBOTA D1803-CR-TIE4B-ASV-2 (1J497-25000)				
21	2014-220	1	WLMT, EXHAUST				
22	0307-720	4	CAPSCREW,HH,M8x1.25x20 92820A425				
23	8050-262	4	WASHER,WROUGHT,5/16,STD,ZN				
24	2014-838	1	GASKET, EXHAUST				
25	7071-952	1	FILTER, OIL				
26	7071-620	1	BLOCK HEATER				
27	2014-032	1	WLMT,FRT LH ENGINE MNT				
28	0090-719	6	CAPSCREW, M10-1.5 x 75mm DIN 931 Class 1				
29	0090-104	8	WASHER .402 x .728 x .098 HARD				
30	2014-040	1	WLMT, REAR LH ENGINE MOUNT				
31	7071-820	1	PLATE, MOUNT, PUMP				
32	0090-552	2	CAPSCREW, M10-1.5 x 35mm				
33	7071-821	1	COUPLER, PUMP				
34	0090-666	6	CAPSCREW, M10-1.25 x 20MM DIN 961 Class				
35	0090-104	6	WASHER .402 x .728 x .098 HARD				
36	8040-606	12	NUT,HEX,NYLOCK,1/2-13 UNC,ZN				
37	7071-770	4	ISOLATOR, DOME				
38	0090-136	4	WASHER HARD 1.0 X .531 X .197				
39	8102-405	4	CAPSCREW,HH,1/2-13 UNCx1.5,GD8CAPSCREW,				
40	2014-036	1	WLMT,FRT RH ENGINE MNT				



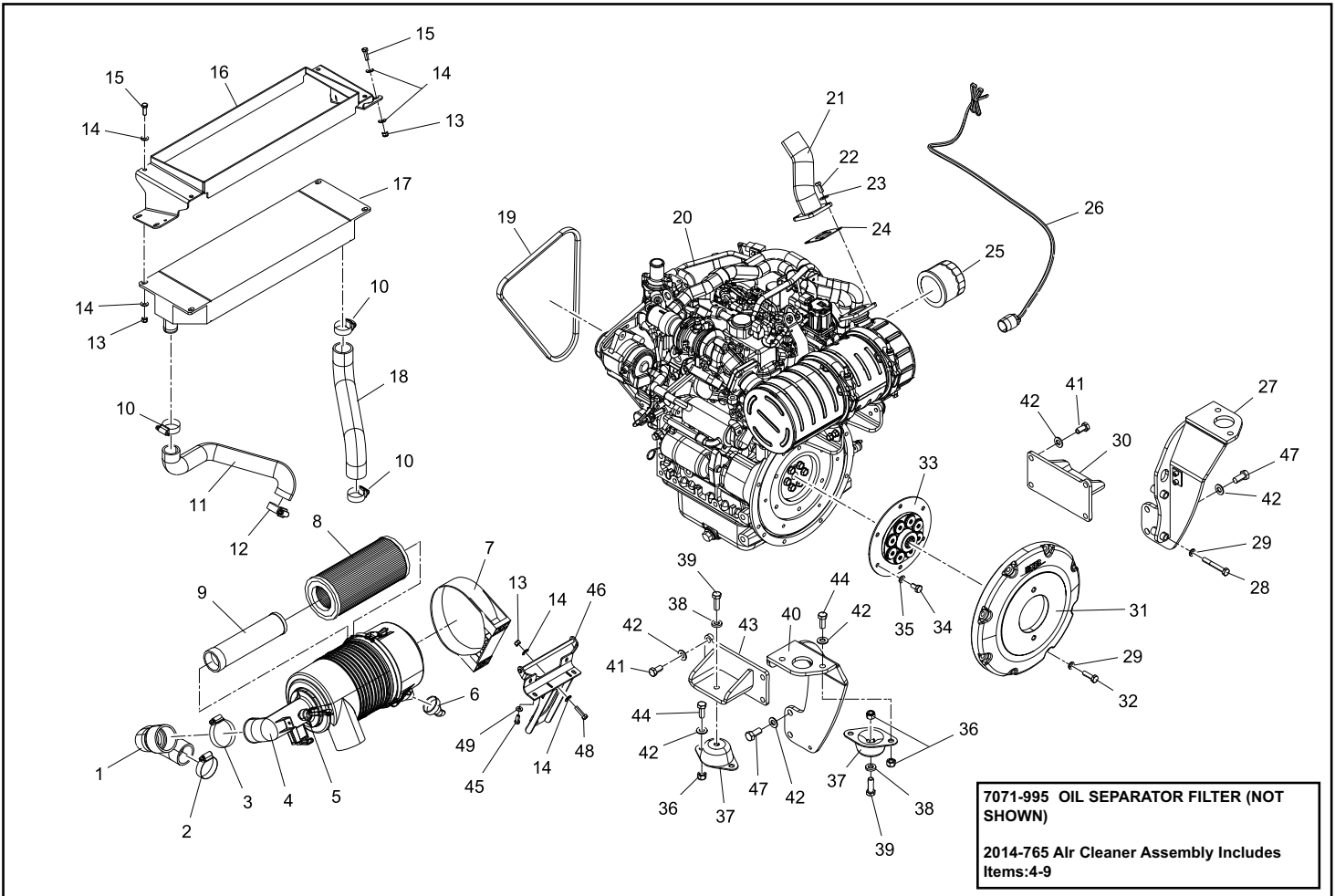
# DIESEL ENGINE

RT-40 01000 - 01497

Chapter 2

REF. NO.	PART NUMBER	QTY.	DESCRIPTION
1	2014-156	1	HOSE INTAKE SAE J20 R4 D2 ID=2.35"
2	0303-096	1	CLAMP,HOSE,2.0",HI-TORQUE CLAMP,HOS
3	0303-175	1	HOSE,CLAMP,2.75,HI-TORQUE HOSE,CLAM
4	2014-765	1	ASSEMBLY AIR CLEANER
5	7071-957	1	SWITCH, INDICATOR, AIR FILTER
6	7071-953	1	BOOT, AIR FILTER
7	7071-063	1	BRACKET, AIR CLEANER, KUBOTA
8	2014-836	1	FILTER, AIR, PRIMARY
9	2014-837	1	FILTER, AIR, SECONDARY
10	0303-238	3	CLAMP HOSE
11	2014-154	1	HOSE CAC INLET REINFORCED AEM ID=1.33"
12	0303-240	1	CLAMP, HOSE, #16 HI TORQUE
13	8040-426	10	NUT,HEX,NYLOCK,5/16-18 UNC,ZN
14	8050-222	20	WASHER,WROUGHT,1/4,STD,ZN
15	8102-132	8	CAPSCREW,HH,5/16-18UNCx1.0 GD8 ,ZN
16	2014-948	1	WLMT DAM AIR CAC
17	2014-945	1	COOLER, CHARGE AIR
18	2014-155	1	HOSE CAC OUTLET REINFORCED AEM ID=1.57"
19	2014-762	1	BELT, ENGINE
20	2014-951	1	ENGINE, KUBOTA D1803-CR-TIE4B-ASV-2 (1J497-25000)
21	2014-220	1	WLMT, EXHAUST
22	0307-720	4	CAPSCREW,HH,M8x1.25x20 92820A425
23	8050-262	4	WASHER,WROUGHT,5/16,STD,ZN
24	2014-838	1	GASKET, EXHAUST
25	7071-952	1	FILTER, OIL
26	7071-620	1	BLOCK HEATER
27	2014-032	1	WLMT,FRT LH ENGINE MNT
28	0090-719	6	CAPSCREW, M10-1.5 x 75mm DIN 931 Class 1
29	0090-104	8	WASHER .402 x .728 x .098 HARD
30	2014-040	1	WLMT, REAR LH ENGINE MOUNT
31	7071-820	1	PLATE, MOUNT, PUMP
32	0090-552	2	CAPSCREW, M10-1.5 x 35mm
33	7071-821	1	COUPLER, PUMP
34	0090-666	6	CAPSCREW, M10-1.25 x 20MM DIN 961 Class
35	0090-104	6	WASHER .402 x .728 x .098 HARD
36	8040-606	12	NUT,HEX,NYLOCK,1/2-13 UNC,ZN
37	7071-770	4	ISOLATOR, DOME
38	0090-136	4	WASHER HARD 1.0 X .531 X .197
39	8102-405	4	CAPSCREW,HH,1/2-13 UNCx1.5,GD8CAPSCREW,
40	2014-036	1	WLMT,FRT RH ENGINE MNT

REF. NO.	PART NUMBER	QTY.	DESCRIPTION
41	0090-660	8	CAPSCREW, M12-1.25 x 25MM CLASS 10.9
42	8050-348	20	WASHER,1/2,SAE,ZN 1.06 OD x .531 ID x .0
43	2014-042	1	WLMT, REAR RH ENGINE MOUNT
44	8102-404	8	CAPSCREW,HH 1/2-13UNCx1.25 GD8 ZN
45	8102-040	4	CAPSCREW,HH,1/4-20 UNCx.75,GD8 ZN
46	2014-445	1	WLMT, AIR CLEANER MNT
47	0304-131	4	CAPSCREW,HH, M14-1.5 X30MM,GD8CAPSCREW,
48	8102-134	2	CAPSCREW,HH,5/16-18UNCx1.25GD8 ZN
49	8050-221	4	WASHER,FLAT,1/4,SAE



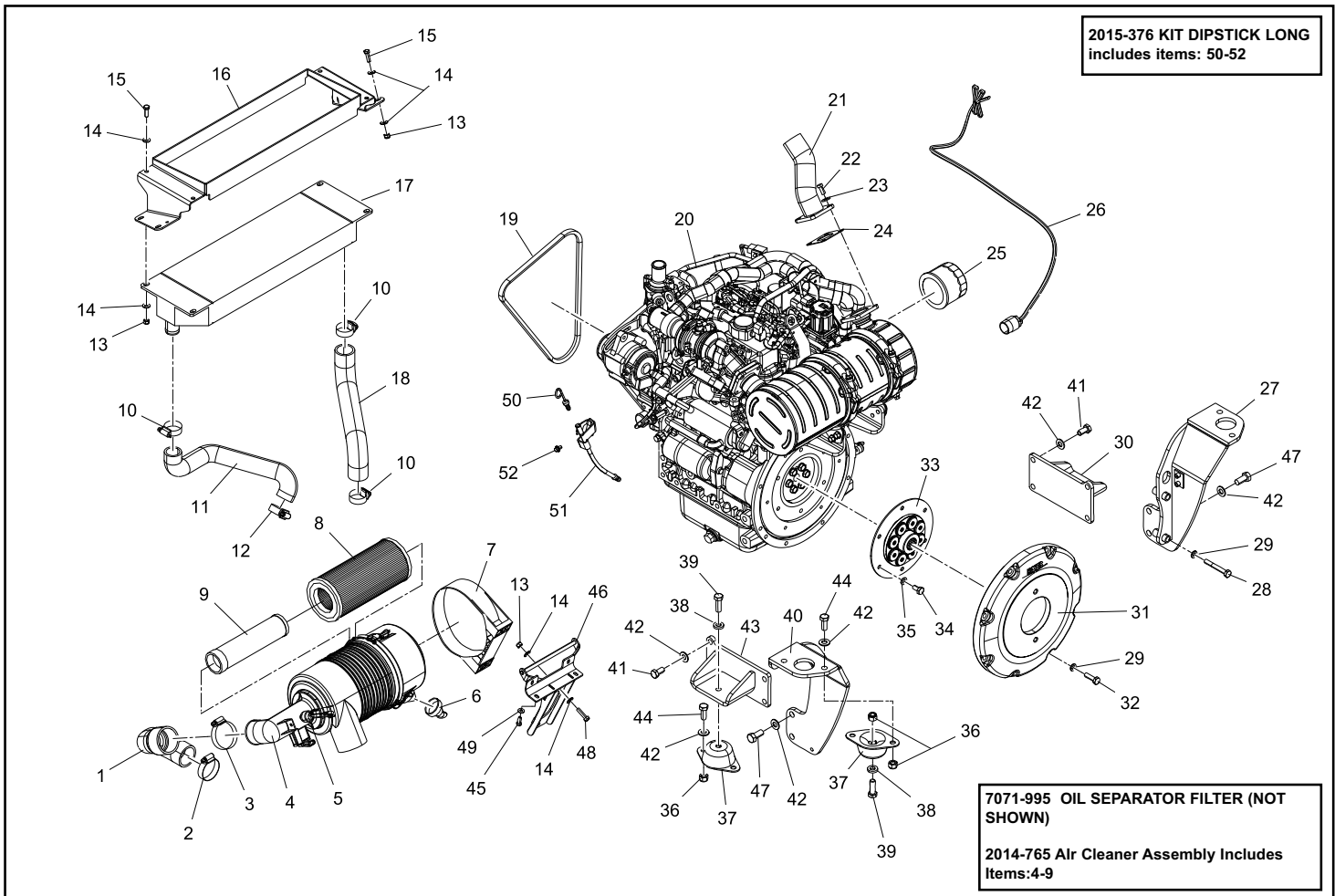
# DIESEL ENGINE

RT-40 valid from 01498

Chapter 2

REF. NO.	PART NUMBER	QTY.	DESCRIPTION
1	2014-156	1	HOSE INTAKE SAE J20 R4 D2 ID=2.35"
2	0303-096	1	CLAMP,HOSE,2.0",HI-TORQUE CLAMP,HOS
3	0303-175	1	HOSE,CLAMP,2.75,HI-TORQUE HOSE,CLAM
4	2014-765	1	ASSEMBLY AIR CLEANER
5	7071-957	1	SWITCH, INDICATOR, AIR FILTER
6	7071-953	1	BOOT, AIR FILTER
7	7071-063	1	BRACKET, AIR CLEANER, KUBOTA
8	2014-836	1	FILTER, AIR, PRIMARY
9	2014-837	1	FILTER, AIR, SECONDARY
10	0303-238	3	CLAMP HOSE
11	2014-154	1	HOSE CAC INLET REINFORCED AEM ID=1.33"
12	0303-240	1	CLAMP, HOSE, #16 HI TORQUE
13	8040-426	10	NUT,HEX,NYLOCK,5/16-18 UNC,ZN
14	8050-222	20	WASHER,WROUGHT,1/4,STD,ZN
15	8102-132	8	CAPSCREW,HH,5/16-18UNCx1.0 GD8 ,ZN
16	2014-948	1	WLMT DAM AIR CAC
17	2014-945	1	COOLER, CHARGE AIR
18	2014-155	1	HOSE CAC OUTLET REINFORCED AEM ID=1.57"
19	2014-762	1	BELT, ENGINE
20	2014-951	1	ENGINE, KUBOTA D1803-CR-TIE4B-ASV-2 (1J497-25000)
21	2014-220	1	WLMT, EXHAUST
22	0307-720	4	CAPSCREW,HH,M8x1.25x20 92820A425
23	8050-262	4	WASHER,WROUGHT,5/16,STD,ZN
24	2014-838	1	GASKET, EXHAUST
25	7071-952	1	FILTER, OIL
26	7071-620	1	BLOCK HEATER
27	2014-032	1	WLMT,FRT LH ENGINE MNT
28	0090-719	6	CAPSCREW, M10-1.5 x 75mm DIN 931 Class 1
29	0090-104	8	WASHER .402 x .728 x .098 HARD
30	2014-040	1	WLMT, REAR LH ENGINE MOUNT
31	7071-820	1	PLATE, MOUNT, PUMP
32	0090-552	2	CAPSCREW, M10-1.5 x 35mm
33	7071-821	1	COUPLER, PUMP
34	0090-666	6	CAPSCREW, M10-1.25 x 20MM DIN 961 Class
35	0090-104	6	WASHER .402 x .728 x .098 HARD
36	8040-606	12	NUT,HEX,NYLOCK,1/2-13 UNC,ZN
37	7071-770	4	ISOLATOR, DOME
38	0090-136	4	WASHER HARD 1.0 X .531 X .197
39	8102-405	4	CAPSCREW,HH,1/2-13 UNCx1.5,GD8CAPSCREW,
40	2014-036	1	WLMT,FRT RH ENGINE MNT

REF. NO.	PART NUMBER	QTY.	DESCRIPTION
41	0090-660	8	CAPSCREW, M12-1.25 x 25MM CLASS 10.9
42	8050-348	20	WASHER,1/2,SAE,ZN 1.06 OD x .531 ID x .0
43	2014-042	1	WLMT, REAR RH ENGINE MOUNT
44	8102-404	8	CAPSCREW,HH 1/2-13UNCx1.25 GD8 ZN
45	8102-040	4	CAPSCREW,HH,1/4-20 UNCx.75,GD8 ZN
46	2014-445	1	WLMT, AIR CLEANER MNT
47	0304-131	4	CAPSCREW,HH, M14-1.5 X30MM,GD8CAPSCREW,
48	8102-134	2	CAPSCREW,HH,5/16-18UNCx1.25GD8 ZN
49	8050-221	4	WASHER,FLAT,1/4,SAE
50	2015-377	1	DIPSTICK, LONG
51	2015-378	1	TUBE, DIPSTICK, LONG
52	2015-379	1	BOLT, FLANGE

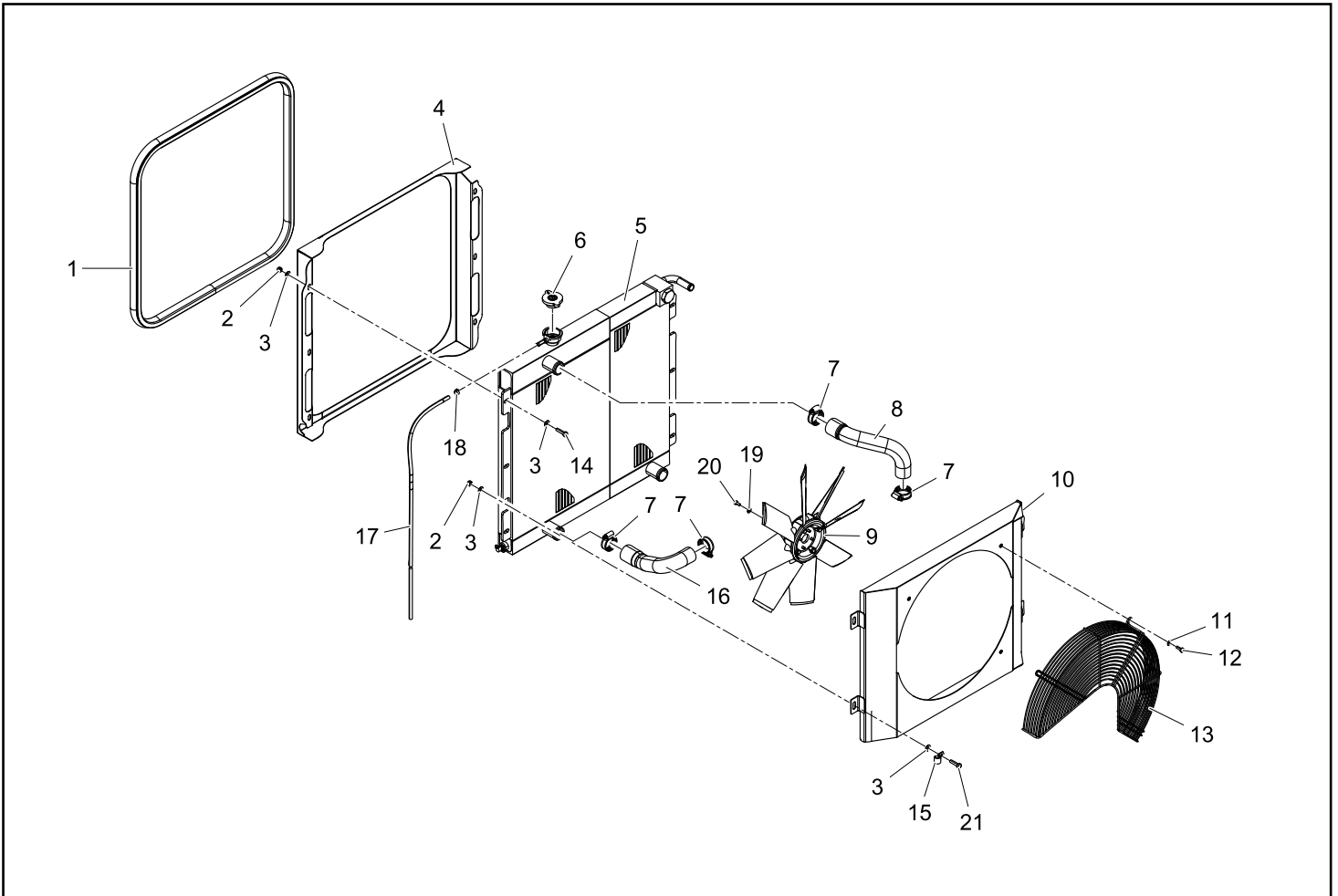


# COOLING SYSTEM

RT-40 valid from 00100

Chapter 2

REF. NO.	PART NUMBER	QTY.	DESCRIPTION	REF. NO.	PART NUMBER	QTY.	DESCRIPTION
1	2014-486	1	SEAL, FAN DAM				
2	8040-426	10	NUT,HEX,NYLOCK,5/16-18 UNC,ZN				
3	8050-222	20	WASHER,WROUGHT,1/4,STD,ZN				
4	2014-483	1	WLMT, COOLER AIR DAM				
5	2014-493	1	COOLER RADIATOR/ OC				
6	0201-884	1	CAP, RADIATOR				
7	0315-150	4	CLAMP, SMART SEAL, #238				
8	2014-152	1	HOSE, RADIATOR UPPER SAE J20 R1 D1 EPDM				
9	2014-367	1	FAN, 17.5"				
10	2014-777	1	SHROUD FAN				
11	8050-221	3	WASHER,FLAT,1/4,SAE				
12	8102-040	3	CAPSCREW,HH,1/4-20 UNCx.75,GD8 ZN				
13	2014-410	1	GUARD, FINGER				
14	8102-134	6	CAPSCREW,HH,5/16-18UNCx1.25GD8 ZN				
15	0310-464	2	CLAMP,WIRE,1/2 RBC-1/2				
16	2014-153	1	HOSE RADIATOR LOWER SAE J20 R1 D1 EPDM I				
17	2014-481	1	HOSE, RECOVERY BOTTLE				
18	0304-800	1	CLAMP,OVER FLOW,COOLANT ARDEN FASTENERS				
19	0304-465	4	CAPSCREW,HH,M6-1.0x16mm FASTENAL				
20	8050-157	4	WASHER,WROUGHT, #10 3/16,STD,ZN				
21	8102-132	4	CAPSCREW,HH,5/16-18UNCx1.0 GD8 ,ZN				



# Chapter 3

## Hydraulic Components

### **3-1 Hydraulic Reservoir**

RT-40 Serial # 00100 - 00999 **3-1A**

RT-40 Serial # 01000 - 01591 **3-1B**

RT-40 Serial # valid from - 01592 **3-1C**

### **3-2 Hydraulic Valve / Blocks**

RT-40 Serial # valid from - 00100 **3-2A**

### **3-3 Hydraulic Cylinders - Lift Arm /Tilt**

RT-40 Serial # 00100 - 01461 **3-3A**

RT-40 Serial # valid from - 01462 **3-3A**

### **3-4 Hydraulic Auxiliary**

RT-40 Serial # valid from - 00100 **3-4A**

### **3-5 Hydraulic Auxiliary (A/C equipped)**

RT-40 Serial # valid from - 01000 **3-5A**

### **3-6 Hydraulic Control**

RT-40 Serial # valid from - 00100 **3-6A**

### **3-7 Hydraulic Drive**

RT-40 Serial # valid from - 00100 **3-7A**

**\* Parts manuals are updated frequently. To ensure current parts information, always refer to the latest version of this manual (posted online, consult your dealer).**

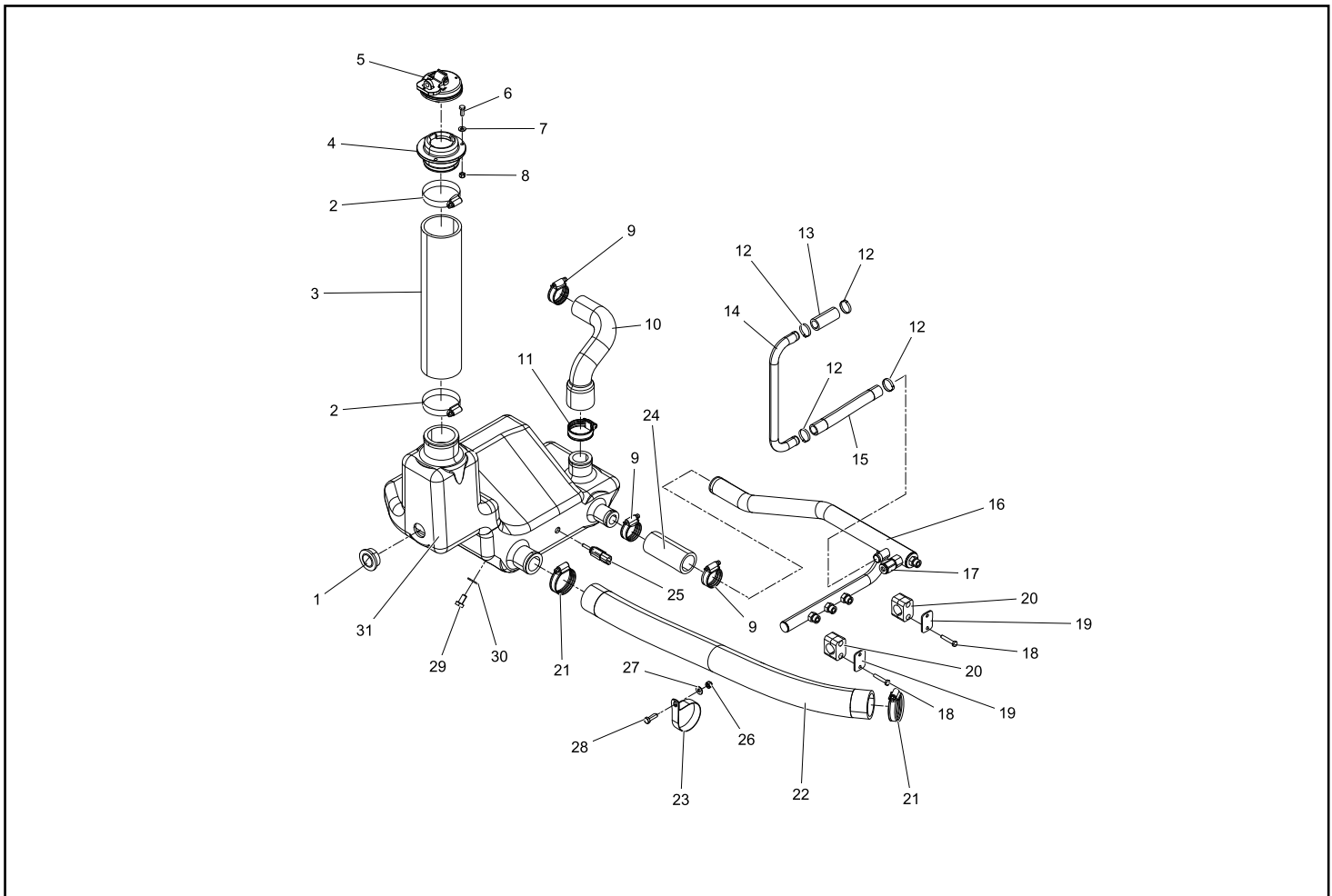
**NOTE:** When ordering parts that are painted, a specific part number format is required. Please refer to page II of this manual for paint code and ordering information.

# HYDRAULIC RESERVOIR

RT-40 00100 - 00999

Chapter 3

REF. NO.	PART NUMBER	QTY.	DESCRIPTION	REF. NO.	PART NUMBER	QTY.	DESCRIPTION
1	2014-340	1	SIGHT GUAGE, OILTANK				
2	0303-239	2	CLAMP, HOSE, 2.5" - 3" HI TORQUE				
3	2014-087	1	HOSE, OIL TANK FILL				
4	2075-992	1	NECK FILLER OIL PLASTIC				
5	2045-408	1	CAP OIL BLACK #910-0052				
6	8102-040	3	CAPSCREW,HH,1/4-20 UNCx.75,GD8 ZN				
7	8050-221	3	WASHER,FLAT,1/4,SAE				
8	8040-366	3	NUT,HEX,NYLOCK,1/4-20 UNC,ZN				
9	0315-150	3	CLAMP, SMART SEAL, #238				
10	2014-233	1	HOSE, RETURN COOLER SAE J30 R7 ID=1.5"				
11	0315-156	1	CLAMP, SMART SEAL, #288				
12	0316-026	4	CLAMP, 25.4MM TO 28.6MM STEPLESS EAR				
13	2014-570	1	HOSE CASE COUPLER				
14	2014-450	1	TUBE CASE DRAIN TRANS				
15	2014-580	1	HOSE, PUMP CASE DRAIN				
16	2014-085	1	TUBE, CASE DRAIN				
17	0315-011	1	ADAPTER, MORB, COUPLING: 3/8", CONNECTIO				
18	8102-045	4	CAPSCREW,HH,1/4-20x1.5"ZN GD8				
19	0310-826	2	COVER, CLAMP, COP-3 BEHRINGER				
20	0310-827	2	CLAMP, SET, 3100-PP BEHRINGER				
21	0315-157	2	CLAMP, SMART SEAL, #262				
22	2014-069	1	HOSE, CHARGE SUPPLY				
23	2051-981	1	CLAMP P 2-3/4" I.D				
24	2014-834	1	HOSE,TRANNY				
25	2014-571	1	SENSOR TEMP HYD OIL				
26	8040-426	1	NUT,HEX,NYLOCK,5/16-18 UNC,ZN				
27	8050-222	1	WASHER,WROUGHT,1/4,STD,ZN				
28	8102-132	1	CAPSCREW,HH,5/16-18UNCx1.0 GD8 ,ZN				
29	0090-720	4	CAPSCREW, M10-1.5 x 20mm DIN 933 CLASS 1				
30	8050-282	4	WASHER,WROUGHT,3/8,STD,ZN				
31	2014-080	1	TANK HYD OIL				

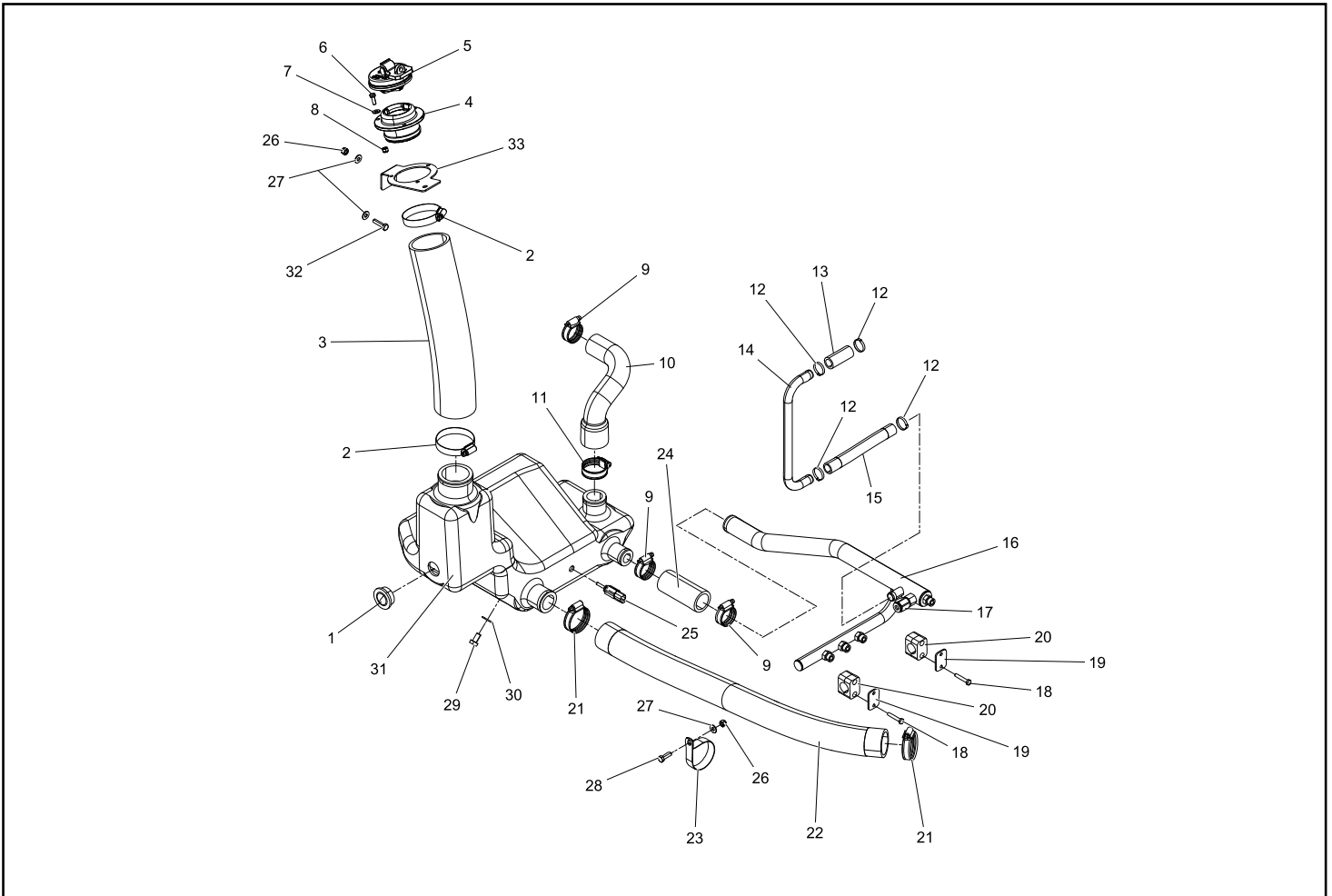


# HYDRAULIC RESERVOIR

RT-40 01000 - 01591

Chapter 3

REF. NO.	PART NUMBER	QTY.	DESCRIPTION	REF. NO.	PART NUMBER	QTY.	DESCRIPTION
1	2014-340	1	SIGHT GUAGE, OILTANK				
2	0303-239	2	CLAMP, HOSE, 2.5" - 3" HI TORQUE				
3	2014-958	1	HOSE, FILL, HYDRAULIC				
4	2075-992	1	NECK FILLER OIL PLASTIC				
5	2045-408	1	CAP OIL BLACK #910-0052				
6	8102-040	3	CAPSCREW,HH,1/4-20 UNCx.75,GD8 ZN				
7	8050-221	3	WASHER,FLAT,1/4,SAE				
8	8040-366	3	NUT,HEX,NYLOCK,1/4-20 UNC,ZN				
9	0315-150	3	CLAMP, SMART SEAL, #238				
10	2014-233	1	HOSE, RETURN COOLER SAE J30 R7 ID=1.5"				
11	0315-156	1	CLAMP, SMART SEAL, #288				
12	0316-026	4	CLAMP, 25.4MM TO 28.6MM STEPLESS EAR				
13	2014-570	1	HOSE CASE COUPLER				
14	2014-450	1	TUBE CASE DRAIN TRANS				
15	2014-580	1	HOSE, PUMP CASE DRAIN				
16	2014-085	1	TUBE, CASE DRAIN				
17	0315-011	1	ADAPTER, MORB, COUPLING: 3/8", CONNECTIO				
18	8102-045	4	CAPSCREW,HH,1/4-20x1.5"ZN GD8				
19	0310-826	2	COVER, CLAMP, COP-3 BEHRINGER				
20	0310-827	2	CLAMP, SET, 3100-PP BEHRINGER				
21	0315-157	2	CLAMP, SMART SEAL, #262				
22	2014-069	1	HOSE, CHARGE SUPPLY				
23	2051-981	1	CLAMP P 2-3/4" I.D				
24	2014-834	1	HOSE,TRANNNY				
25	2014-571	1	SENSOR TEMP HYD OIL				
26	8040-426	2	NUT,HEX,NYLOCK,5/16-18 UNC,ZN				
27	8050-222	3	WASHER,WROUGHT,1/4,STD,ZN				
28	8102-132	1	CAPSCREW,HH,5/16-18UNCx1.0 GD8 ,ZN				
29	0090-720	4	CAPSCREW, M10-1.5 x 20mm DIN 933 CLASS 1				
30	8050-282	4	WASHER,WROUGHT,3/8,STD,ZN				
31	2014-080	1	TANK HYD OIL				
32	8102-134	1	CAPSCREW,HH,5/16-18UNCx1.25,GD8				
33	2014-954	1	BRKT FILLER HTD OIL				

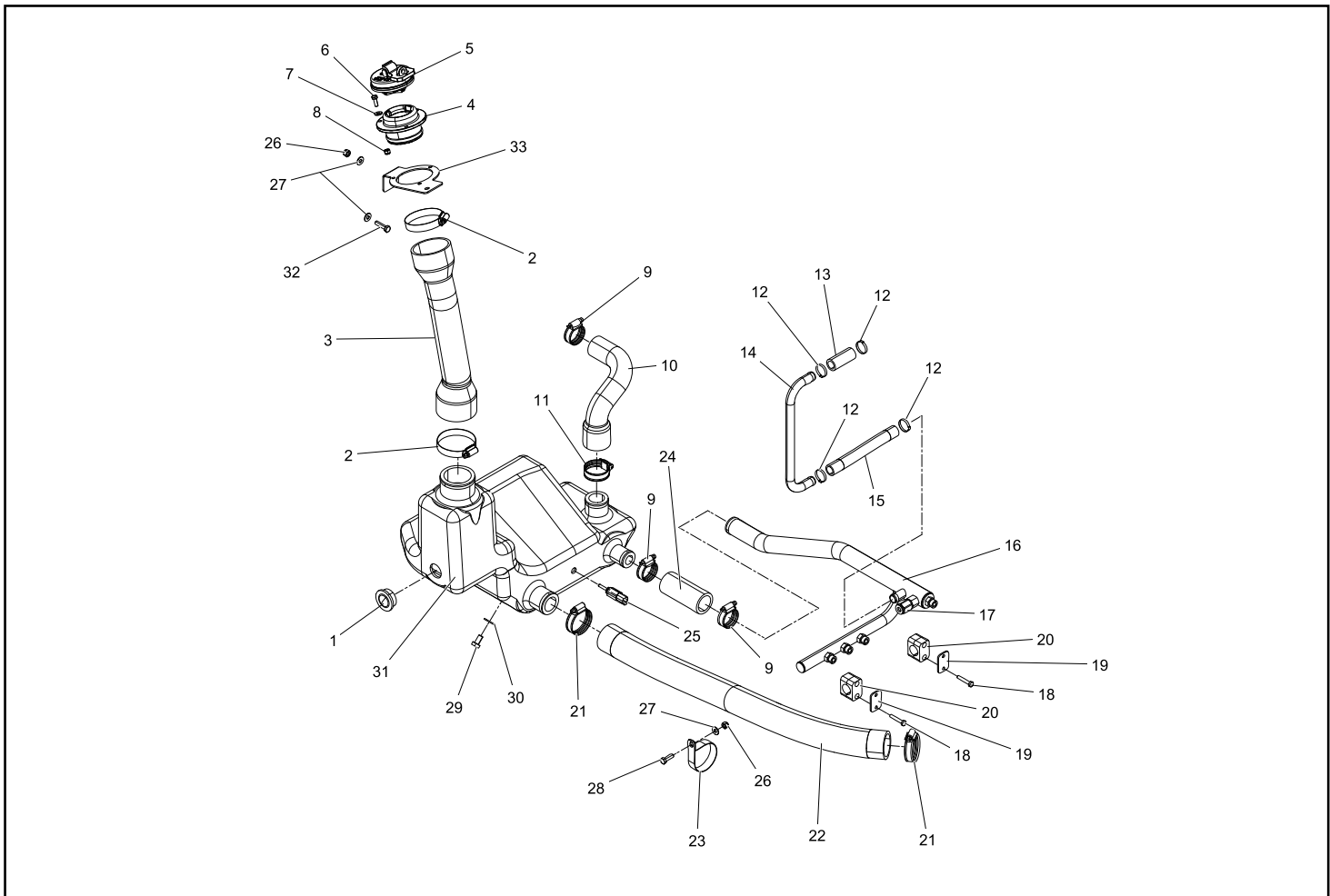


# HYDRAULIC RESERVOIR

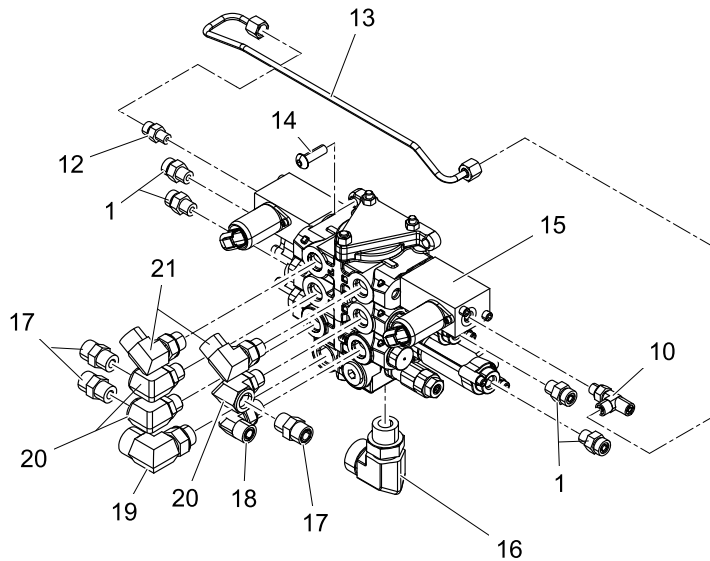
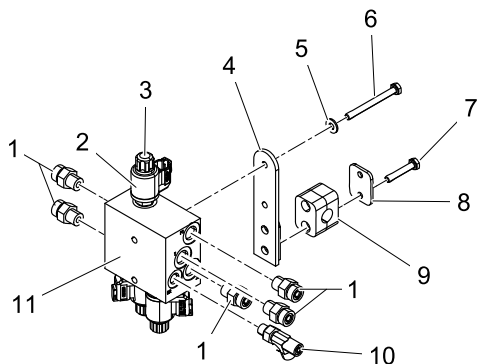
RT-40 valid from 01592

Chapter 3

REF. NO.	PART NUMBER	QTY.	DESCRIPTION	REF. NO.	PART NUMBER	QTY.	DESCRIPTION
1	2014-340	1	SIGHT GUAGE, OILTANK				
2	0303-239	2	CLAMP, HOSE, 2.5" - 3" HI TORQUE				
3	2014-956	1	HOSE FORMED HYD FILL				
4	2075-992	1	NECK FILLER OIL PLASTIC				
5	2045-408	1	CAP OIL BLACK #910-0052				
6	8102-040	3	CAPSCREW,HH,1/4-20 UNCx.75,GD8 ZN				
7	8050-221	3	WASHER,FLAT,1/4,SAE				
8	8040-366	3	NUT,HEX,NYLOCK,1/4-20 UNC,ZN				
9	0315-150	3	CLAMP, SMART SEAL, #238				
10	2014-233	1	HOSE, RETURN COOLER SAE J30 R7 ID=1.5"				
11	0315-156	1	CLAMP, SMART SEAL, #288				
12	0316-026	4	CLAMP, 25.4MM TO 28.6MM STEPLESS EAR				
13	2014-570	1	HOSE CASE COUPLER				
14	2014-450	1	TUBE CASE DRAIN TRANS				
15	2014-580	1	HOSE, PUMP CASE DRAIN				
16	2014-085	1	TUBE, CASE DRAIN				
17	0315-011	1	ADAPTER, MORB, COUPLING: 3/8", CONNECTIO				
18	8102-045	4	CAPSCREW,HH,1/4-20x1.5"ZN GD8				
19	0310-826	2	COVER, CLAMP, COP-3 BEHRINGER				
20	0310-827	2	CLAMP, SET, 3100-PP BEHRINGER				
21	0315-157	2	CLAMP, SMART SEAL, #262				
22	2014-069	1	HOSE, CHARGE SUPPLY				
23	2051-981	1	CLAMP P 2-3/4" I.D				
24	2014-834	1	HOSE,TRANNNY				
25	2014-571	1	SENSOR TEMP HYD OIL				
26	8040-426	2	NUT,HEX,NYLOCK,5/16-18 UNC,ZN				
27	8050-222	3	WASHER,WROUGHT,1/4,STD,ZN				
28	8102-132	1	CAPSCREW,HH,5/16-18UNCx1.0 GD8 ,ZN				
29	0090-720	4	CAPSCREW, M10-1.5 x 20mm DIN 933 CLASS 1				
30	8050-282	4	WASHER,WROUGHT,3/8,STD,ZN				
31	2014-080	1	TANK HYD OIL				
32	8102-134	1	CAPSCREW,HH,5/16-18UNCx1.25,GD8				
33	2014-954	1	BRKT FILLER HTD OIL				



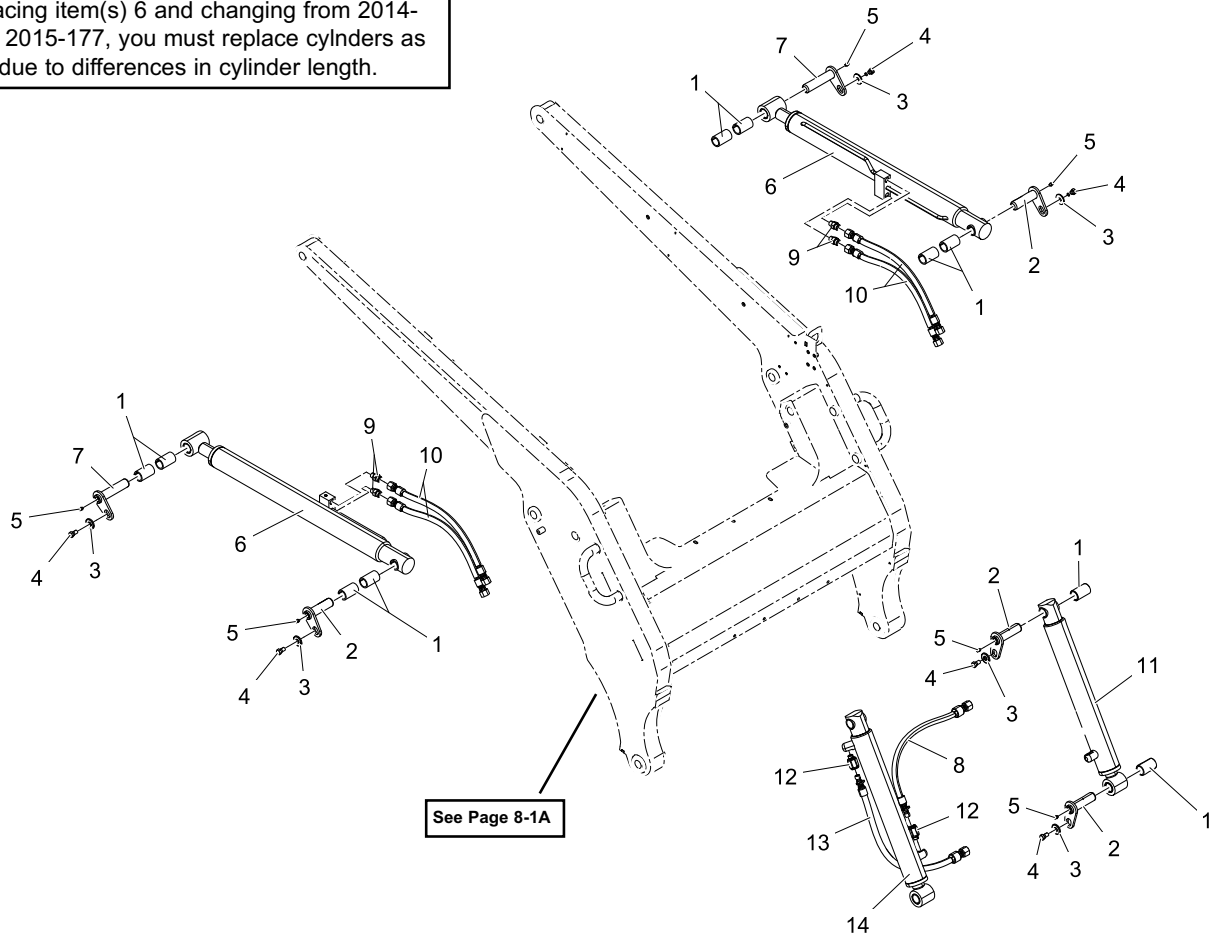
REF. NO.	PART NUMBER	QTY.	DESCRIPTION	REF. NO.	PART NUMBER	QTY.	DESCRIPTION
1	0310-329	9	ADAPTER,6MFFOR-6MB 6F5OLO-S				
2	7000-625	3	COIL				
3	7000-624	3	SPOOL				
4	2014-284	1	WLMT PLATE TUBE J2				
5	8102-050	2	CAPSCREW,HH,1/4-20,UNC,2.75ZN,GD8				
6	8050-221	2	WASHER,FLAT,1/4,SAE				
7	8102-045	2	CAPSCREW,HH,1/4-20x1.5"ZN GD8				
8	0201-224	1	COVER,CLAMP,COP-2				
9	0201-223	1	CLAMP,SET,2062-PP				
10	0201-634	2	ADAPTER,FS6804-04-04-04-NWO-FG				
11	7005-675	1	MANIFOLD PILOT GENERATION SIZE 6				
12	0201-311	1	ADAPTER,FS6400-04-04-0				
13	2014-074	1	TUBE TEE PRESS AUX				
14	0090-694	3	SCREW, SHBH 3/8-16 X 1.25 ZNC				
15	2014-250	1	VALVE				
16	0310-324	1	ADAPTER,16MFFOR-12MB-90 16-12C5OL				
17	0310-345	3	ADAPTER,8MFFOR--8MB 8F5OLO-S-				
18	0310-346	1	ADAPTER,8MFFOR-8MB-90^ 8C5OLO-S				
19	0310-320	1	ADAPTER,12MFFOR-10MB-90 12-10C5OL				
20	0315-078	3	ADAPTER, 8FORB-8NWO				
21	0310-330	2	ADAPTER,10MFFOR-8MB-90 10-8C5OLO				



REF. NO.	PART NUMBER	QTY.	DESCRIPTION
1	2015-438	16	BUSHING
2	2014-214	6	PIN WELDMENT
3	0090-721	8	WASHER, FENDER, 3/8" x 1.250" OD LOW CAR
4	8102-220	8	CAPSCREW,HH,3/8-16x0.75",GD8
5	0300-607	8	ZERK,GREASE,1/4-28 1103K21
6	2014-144	2	CYLINDER BOOM
7	2014-212	2	PIN WELDMENT
8	2014-104	2	HOSE, -06G, 3350 PSI, FFX-06G-08, 0314-5
9	0310-329	4	ADAPTER,6MFFOR-6MB 6F5OLO-S
10	2014-116	4	HOSE, -6, 3300 PSI, FFX-06-06-W, FFX-06-
11	2014-296	1	CYLINDER TILT LH
12	0315-011	4	ADAPTER, MORB, COUPLING: 3/8", CONNECTIO
13	2014-678	2	HOSE, -06, 3350 PSI
14	2014-295	1	CYLINDER TILT RH

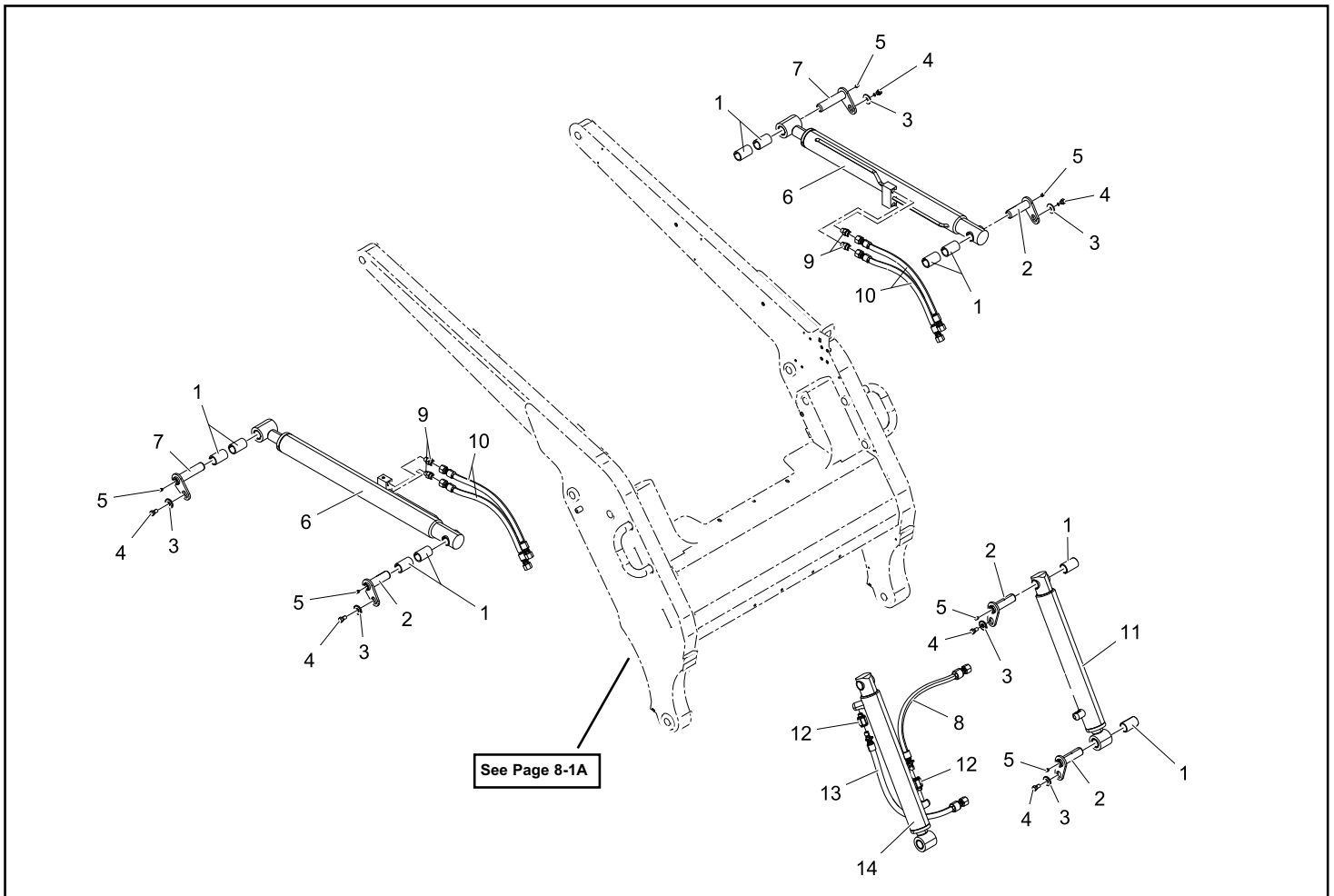
REF. NO.	PART NUMBER	QTY.	DESCRIPTION

If replacing item(s) 6 and changing from 2014-144 to 2015-177, you must replace cylinders as a pair due to differences in cylinder length.



REF. NO.	PART NUMBER	QTY.	DESCRIPTION
1	2015-438	16	BUSHING
2	2014-214	6	PIN WELDMENT
3	0090-721	8	WASHER, FENDER, 3/8" x 1.250" OD LOW CAR
4	8102-220	8	CAPSCREW,HH,3/8-16x0.75",GD8
5	0300-607	8	ZERK,GREASE,1/4-28 1103K21
6	2015-177	2	CYLINDER BOOM
7	2014-212	2	PIN WELDMENT
8	2014-104	2	HOSE, -06G, 3350 PSI, FFX-06G-08, 0314-5
9	0310-329	4	ADAPTER,6MFFOR-6MB 6F5OLO-S
10	2014-116	4	HOSE, -6, 3300 PSI, FFX-06-06-W, FFX-06-
11	2014-296	1	CYLINDER TILT LH
12	0315-011	4	ADAPTER, MORB, COUPLING: 3/8", CONNECTIO
13	2014-678	2	HOSE, -06, 3350 PSI
14	2014-295	1	CYLINDER TILT RH

REF. NO.	PART NUMBER	QTY.	DESCRIPTION



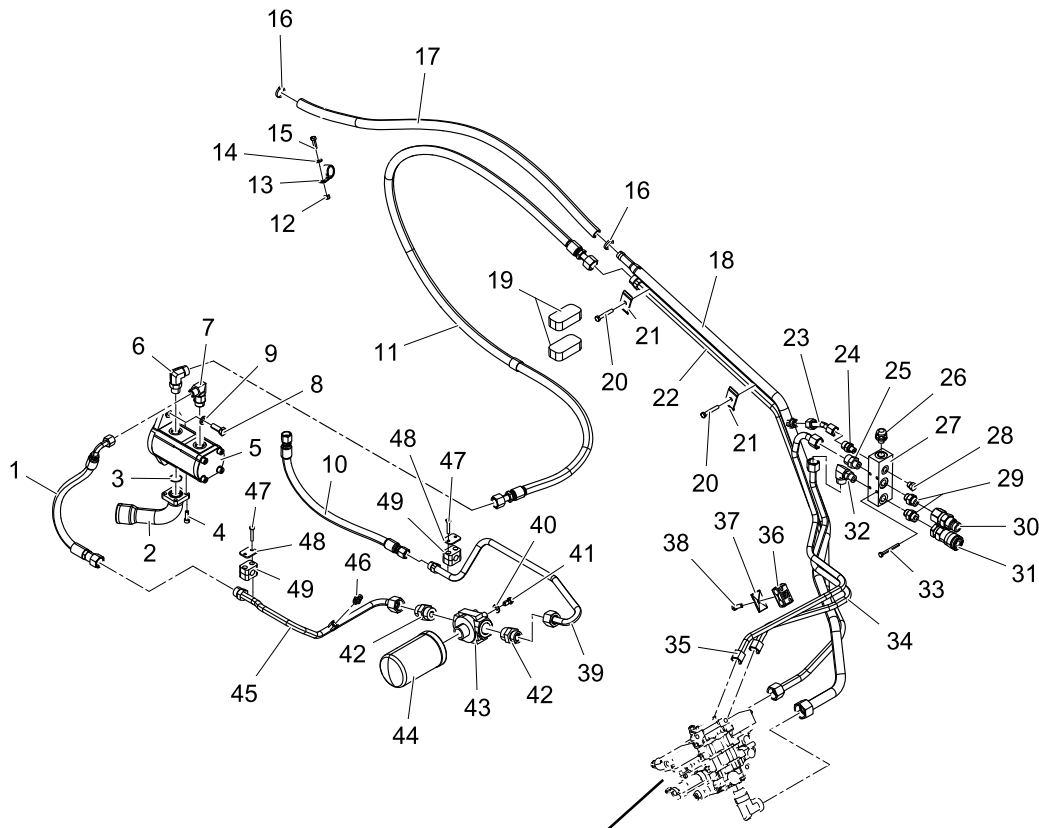
# HYDRAULIC AUXILIARY

RT-40 valid from 00100

Chapter 3

REF. NO.	PART NUMBER	QTY.	DESCRIPTION
1	2014-471	1	HOSE, -8, 1000PSI, -8FFX, -8FFX90M, 19.6
2	2014-106	1	WLMT, AUX INTAKE TUBE
3	0310-290	1	O-RING,20 ORFF
4	0090-741	4	CAPSCREW, SOC HD, M8-1.25 X 25mm, 12.9 Z
5	2046-526	1	PUMP TANDEM AUX/CHARGE
6	0201-668	1	ADAPTER,FS6801-10-10NWO
7	0090-228	1	ADAPTER 8FFORX-10MB-90 NWO FS6801-08-10-
8	0300-525	2	CAPSCREW,HH,GR10.9 M12 x 35MM 39207
9	2035-597	2	WASHER WROUGHT .531 x .886 x 0118 HARD Z
10	2014-552	1	HOSE, -8, 1000 PSI, 8FFX, 8FFX, 21.10"
11	2014-346	1	HOSE, PRESSURE CHARGE
12	8040-426	1	NUT,HEX,NYLOCK,5/16-18 UNC,ZN
13	0310-467	1	CLAMP,WIRE,1.0,RBC-1
14	8050-222	1	WASHER,WROUGHT,1/4,STD,ZN
15	8102-132	1	CAPSCREW,HH,5/16-18UNCx1.0 GD8 ,ZN
16	0316-026	2	CLAMP, 25.4MM TO 28.6MM STEPLESS EAR
17	2014-347	1	HOSE, RETURN FILTER
18	2014-057	1	TUBE RETURN
19	2014-698	2	SEAL, FOAM
20	8102-137	2	CAPSCREW,HH,5/16-18UNCx2.0 GD8 ZN
21	0304-487	2	CLAMP,PLATE
22	2014-056	1	TUBE PRESSURE
23	2014-075	1	TUBE CASE DRAIN LOADER
24	0310-567	1	ADAPTER,8MFFOR-6MB 8-6F5OLO-
25	0201-658	1	ADAPTER,10MFFOR-8MB-SV
26	0201-838	1	SPOOL,VALVE,QD BLOCK
27	0304-876	1	MANIFOLD,AUX,HYD INNOTEK 22255 QD MANI
28	0304-188	1	PLUG,6 ORING,HH BRENNON 6
29	0200-296	2	ADAPTER,O-RING HEX NIPPLE,10-8BRENNAN 6
30	0310-077	1	COUPLER,QUICK,FF,MALE, 7/8-14UNF,-8
31	0310-076	1	COUPLER,QUICK,FF, FEMALE,7/8-14 UNF,-8
32	0310-330	1	ADAPTER,10MFFOR-8MB-90 10-8C5OLO
33	8102-049	4	CAPSCREW,HH 1/4-20 x 2.50 GD8 CAPSCREW,
34	2014-054	1	TUBE AUX A
35	2014-055	1	TUBE AUX B
36	0310-831	1	CLAMP, SET, T2062-PP BEHRINGER
37	0310-584	1	PLATE,COVER TCP-T2 TCP-T2
38	8102-135	1	CAPSCREW,HH,5/16-18X1.50ZN,GD8
39	2014-548	1	TUBE CHARGE B
40	8050-262	4	WASHER WROUGHT,5/16,STD,ZN

REF. NO.	PART NUMBER	QTY.	DESCRIPTION
41	8102-220	4	CAPSCREW,HH,3/8-16x0.75",GD8
42	2030-097	2	ADAPTER,FS6400-12-16-0
43	0303-243	1	HEAD, FILTER - STEEL THREAD
44	0404-161	1	FILTER SPIN-ON HYD ( SHORT)
45	2014-547	1	TUBE CHARGE A
46	0314-044	1	COUPLING,PORT,TEST,MALE,#4SAE-M PD341
47	8102-045	4	CAPSCREW,HH,1/4-20x1.5"ZN GD8
48	0201-224	2	COVER,CLAMP,COP-2
49	0201-223	2	CLAMP,SET,2062-PP



See Page 3-2A

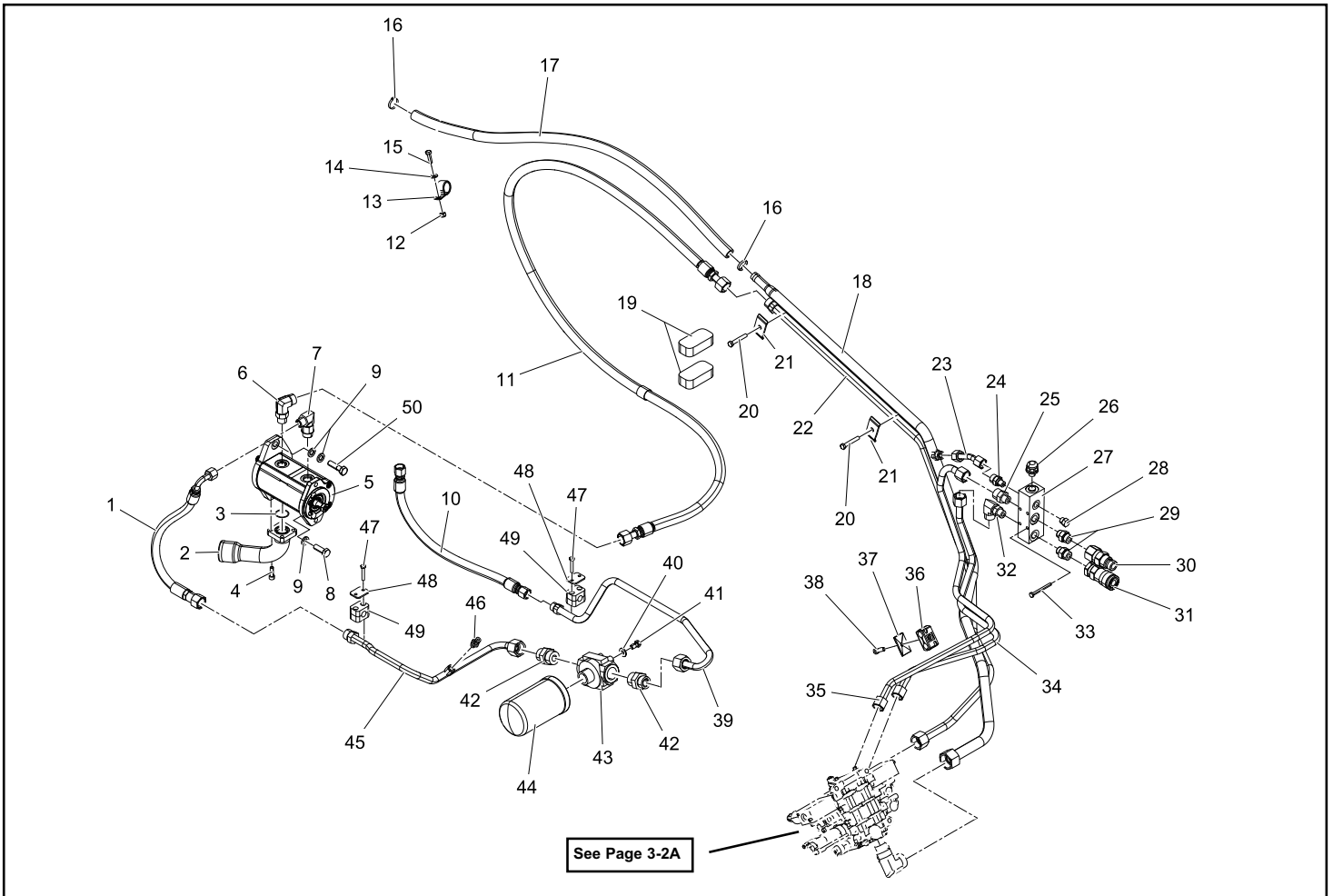
# HYDRAULIC AUXILIARY (A/C equipped)

RT-40 valid from 01000

Chapter 3

REF. NO.	PART NUMBER	QTY.	DESCRIPTION
1	2014-471	1	HOSE, -8, 1000PSI, -8FFX, -8FFX90M, 19.6
2	2014-106	1	WLMT, AUX INTAKE TUBE
3	0310-290	1	O-RING,20 ORFF
4	0090-741	2	CAPSCREW, SOC HD, M8-1.25 X 25mm, 12.9 Z
5	2014-939	1	PUMP, AUX/CHARGE, A/C
6	0201-668	1	ADAPTER,FS6801-10-10NWO
7	0090-228	1	ADAPTER 8FFORX-10MB-90 NWO FS6801-08-10-
8	0300-525	1	CAPSCREW,HH,GR10.9 M12 x 35MM 39207
9	2035-597	3	WASHER WROUGHT .531 x .886 x 0118 HARD Z
10	2014-552	1	HOSE, -8, 1000 PSI, 8FFX, 8FFX, 21.10"
11	2014-346	1	HOSE, PRESSURE CHARGE
12	8040-426	1	NUT,HEX,NYLOCK,5/16-18 UNC,ZN
13	0310-467	1	CLAMP,WIRE,1.0,RBC-1
14	8050-222	1	WASHER,WROUGHT,1/4,STD,ZN
15	8102-132	1	CAPSCREW,HH,5/16-18UNCx1.0 GD8 ,ZN
16	0316-026	2	CLAMP, 25.4MM TO 28.6MM STEPLESS EAR
17	2014-347	1	HOSE, RETURN FILTER
18	2014-057	1	TUBE RETURN
19	2014-698	2	SEAL, FOAM
20	8102-137	2	CAPSCREW,HH,5/16-18UNCx2.0 GD8 ZN
21	0304-487	2	CLAMP,PLATE
22	2014-056	1	TUBE PRESSURE
23	2014-075	1	TUBE CASE DRAIN LOADER
24	0310-567	1	ADAPTER,8MFFOR-6MB 8-6F5OLO-
25	0201-658	1	ADAPTER,10MFFOR-8MB-SV
26	0201-838	1	SPOOL,VALVE,QD BLOCK
27	0304-876	1	MANIFOLD,AUX,HYD INNOTEK 22255 QD MANI
28	0304-188	1	PLUG,6 ORING,HH BRENNON 6
29	0200-296	2	ADAPTER,O-RING HEX NIPPLE,10-8BRENNAN 6
30	0310-077	1	COUPLER,QUICK,FF,MALE, 7/8-14UNF,-8
31	0310-076	1	COUPLER,QUICK,FF, FEMALE,7/8-14 UNF,-8
32	0310-330	1	ADAPTER,10MFFOR-8MB-90 10-8C5OLO
33	8102-049	4	CAPSCREW,HH 1/4-20 x 2.50 GD8 CAPSCREW,
34	2014-054	1	TUBE AUX A
35	2014-055	1	TUBE AUX B
36	0310-831	1	CLAMP, SET, T2062-PP BEHRINGER
37	0310-584	1	PLATE,COVER TCP-T2 TCP-T2
38	8102-135	1	CAPSCREW,HH,5/16-18X1.50ZN,GD8
39	2014-548	1	TUBE CHARGE B
40	8050-262	4	WASHER WROUGHT,5/16,STD,ZN

REF. NO.	PART NUMBER	QTY.	DESCRIPTION
41	8102-220	4	CAPSCREW,HH,3/8-16x0.75",GD8
42	2030-097	2	ADAPTER,FS6400-12-16-0
43	0303-243	1	HEAD, FILTER - STEEL THREAD
44	0404-161	1	FILTER SPIN-ON HYD ( SHORT) LOG
45	2014-547	1	TUBE CHARGE A
46	0314-044	1	COUPLING,PORT,TEST,MALE,#4SAE-M PD341
47	8102-045	4	CAPSCREW,HH,1/4-20x1.5"ZN GD8
48	0201-224	2	COVER,CLAMP,COP-2
49	0201-223	2	CLAMP,SET,2062-PP
50	0090-717	1	CAPSCREW M12 X 1.75 X 45MM GD 10.9





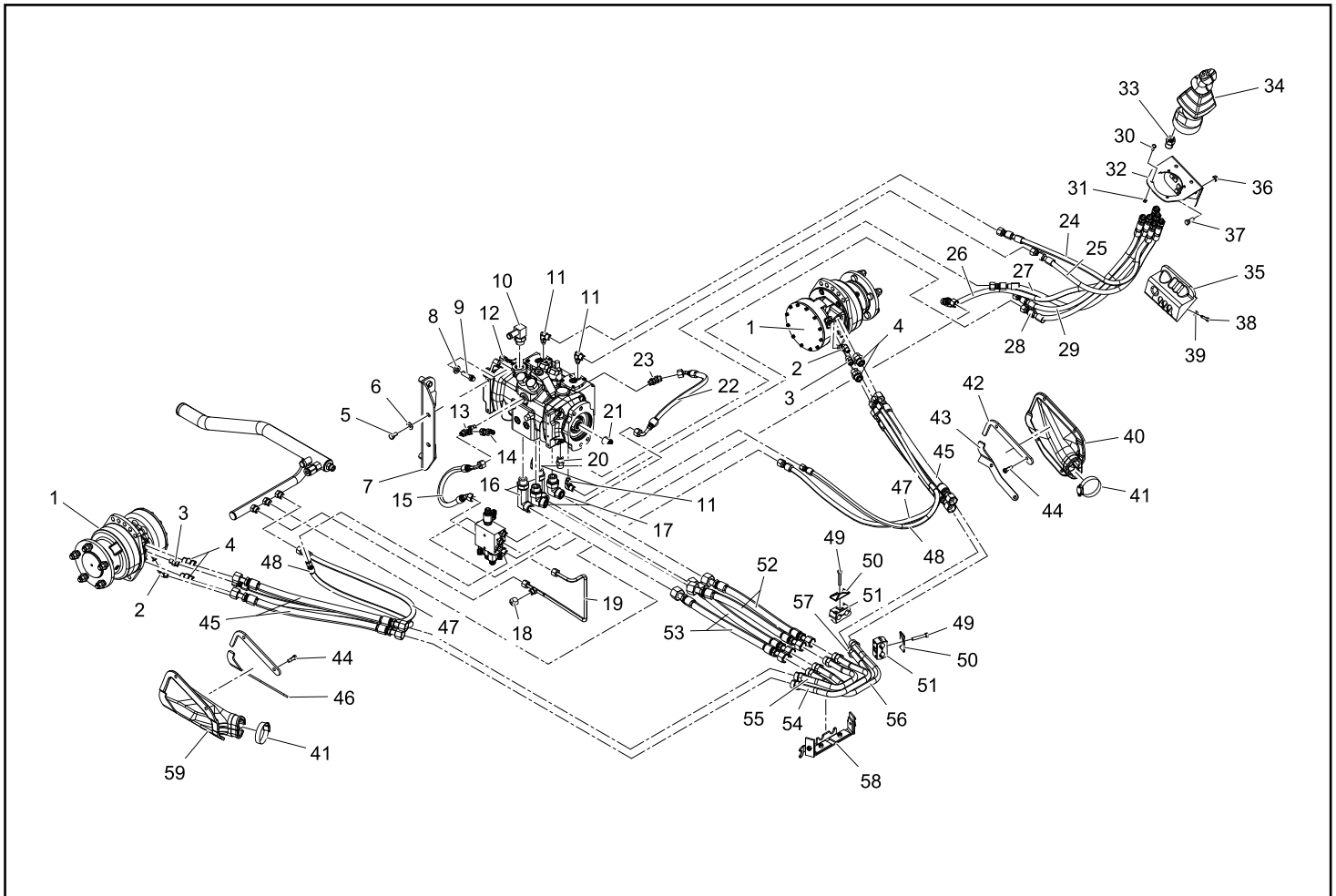
# HYDRAULIC DRIVE

RT-40 valid from 00100

Chapter 3

REF. NO.	PART NUMBER	QTY.	DESCRIPTION
1	2014-358	2	MOTOR, HYD MCR3 SERIES 33, 365 CC
2	2045-600	2	ADAPTER FS6802-04-06-NWO
3	0310-329	2	ADAPTER,6MFFOR-6MB 6F5OLO-S
4	0315-010	4	ADAPTER, HYD, 10 F5OLO-S,TRAP SEAL
5	0090-720	2	CAPSCREW, M10-1.5 x 20mm DIN 933 CLASS 1
6	8050-282	2	WASHER,WROUGHT,3/8,STD,ZN
7	7071-759	1	WLMT, SUPPORT, DRIVE PUMP
8	0090-136	2	WASHER HARD 1.0 X .531 X .197
9	0304-133	2	CAPSCREW,12PT,1/2-13UNC X 1.5"GD8,ZN
10	0090-629	1	ADAPTER 4601-12-12-NWO
11	0310-557	4	ADAPTER,6MFFOR-4MB-90 6-4C5OLO-
12	5020-003	1	PUMP, TANDEM, 28CC SERIES 40, MACHINED P
13	2030-093	1	ADAPTER,FS6804-06-06-06-NWO
14	0315-160	1	ADAPTER, TEST PORT, 6FFORX (PARKER PD36
15	2014-460	1	HOSE, -6, 1000 PSI, 6-6FFORS, 6-6FFORX90
16	0201-316	2	ADAPTER,FS6801-L-12-12-NWO
17	0315-008	2	ADAPTER, HYD, 12 C5OLO-S,TRAP SEAL
18	0310-337	1	ADAPT CAP 6FFOR
19	2014-449	1	TUBE TANK PILOT GEN
20	0310-345	1	ADAPTER,8MFFOR-8MB 8F5OLO-S-
21	0200-355	1	ADAPTER,SPLINE
22	2014-459	1	HOSE, -6, 1000 PSI, 6-6FFORS, 6-6FFORX90
23	0315-162	1	ADAPTER, 6ORFS, 6MORB, 45°, .052 ORIFICE
24	2014-326	1	HOSE (PILOT DRIVE D)
25	2014-325	1	HOSE (PILOT DRIVE C)
26	2014-298	1	HOSE, -6, 1000 PSI, 04FFX, 06FFX, 80.4"
27	2014-328	1	HOSE (PILOT DRIVE F)
28	2014-327	1	HOSE (PILOT DRIVE E)
29	2014-344	1	HOSE, TANK PILOT DRIVE
30	8102-040	4	CAPSCREW,HH,1/4-20 UNCx.75,GD8 ZN
31	8040-366	4	NUT,HEX,NYLOCK,1/4-20 UNC,ZN
32	0200-701	1	MOUNT, JOYSTICK
33	0304-441	1	SWITCH,PRESSURE NASON #MM-11A-7
34	7000-441	1	JOYSTICK DRIVE LEFT 4TH6 I SL
35	2014-674	1	BOOT PILOT LH
36	0314-269	3	NUT,FLANGE,TOPLK,3/8-16UNC,GDG,ZN
37	8102-222	3	CAPSCREW,HH,3/8-16 UNCx1.0,GD8,ZN
38	8102-047	2	CAPSCREW,HH,1/4-20 UNCx2.0,GD8
39	8050-221	2	WASHER,FLAT,1/4,SAE
40	2014-558	1	HOSE BOOT LH

REF. NO.	PART NUMBER	QTY.	DESCRIPTION
41	0303-175	2	HOSE,CLAMP,2.75,HI-TORQUE HOSE,CLAM
42	2014-770	2	PLATE UPPER BOOT
43	2014-771	1	PLATE BOOT LOWER LH
44	0090-315	8	BOLT SHOULDER 3/8 X 5/8 GD 8
45	2014-466	4	HOSE, -10, 6000 PSI, OR13J1010-2J, OR13J
46	2014-772	1	PLATE BOOT LOWER RH
47	2014-467	2	HOSE, -06, 1000 PSI, FFX-06-06, 0314-530
48	2014-470	2	HOSE, -04, 1000 PSI, FFX-04-04, FFX-04-0
49	8102-137	4	CAPSCREW,HH,5/16-18UNCx2.0 GD8 ZN
50	0310-828	4	COVER, CLAMP, 3/4" TCP-T3 BEHRINGER
51	0310-733	4	INSERT,CLAMP,TWIN.75" T3075-PP T3075-PP
52	2014-469	2	HOSE, DRIVE RH
53	2014-468	2	HOSE, DRIVE LH
54	2014-500	1	TUBE DRIVE LOWER RH
55	2014-501	1	TUBE DRIVE UPPER RH
56	2014-465	1	TUBE DRIVE OUTER LH
57	2014-464	1	TUBE DRIVE INNER LH
58	2014-492	1	WLMT PLATE TUBE DRIVE
59	2014-559	1	HOSE BOOT RH



# Chapter 4

## Electrical

### **4-1 Switches / Dash Panel**

RT-40 Serial # 00100 - 01228 **4-1A**

RT-40 Serial # valid from - 01229 **4-1b**

### **4-2 Battery / Harnesses**

RT-40 Serial # 00100 - 00999 **4-2A**

RT-40 Serial # 01000 - 01568 **4-2B**

RT-40 Serial # valid from - 01569 **4-2C**

### **4-3 Fuse Panel**

RT-40 Serial # valid from - 00100 **4-3A**

### **4-4 Exterior Lights**

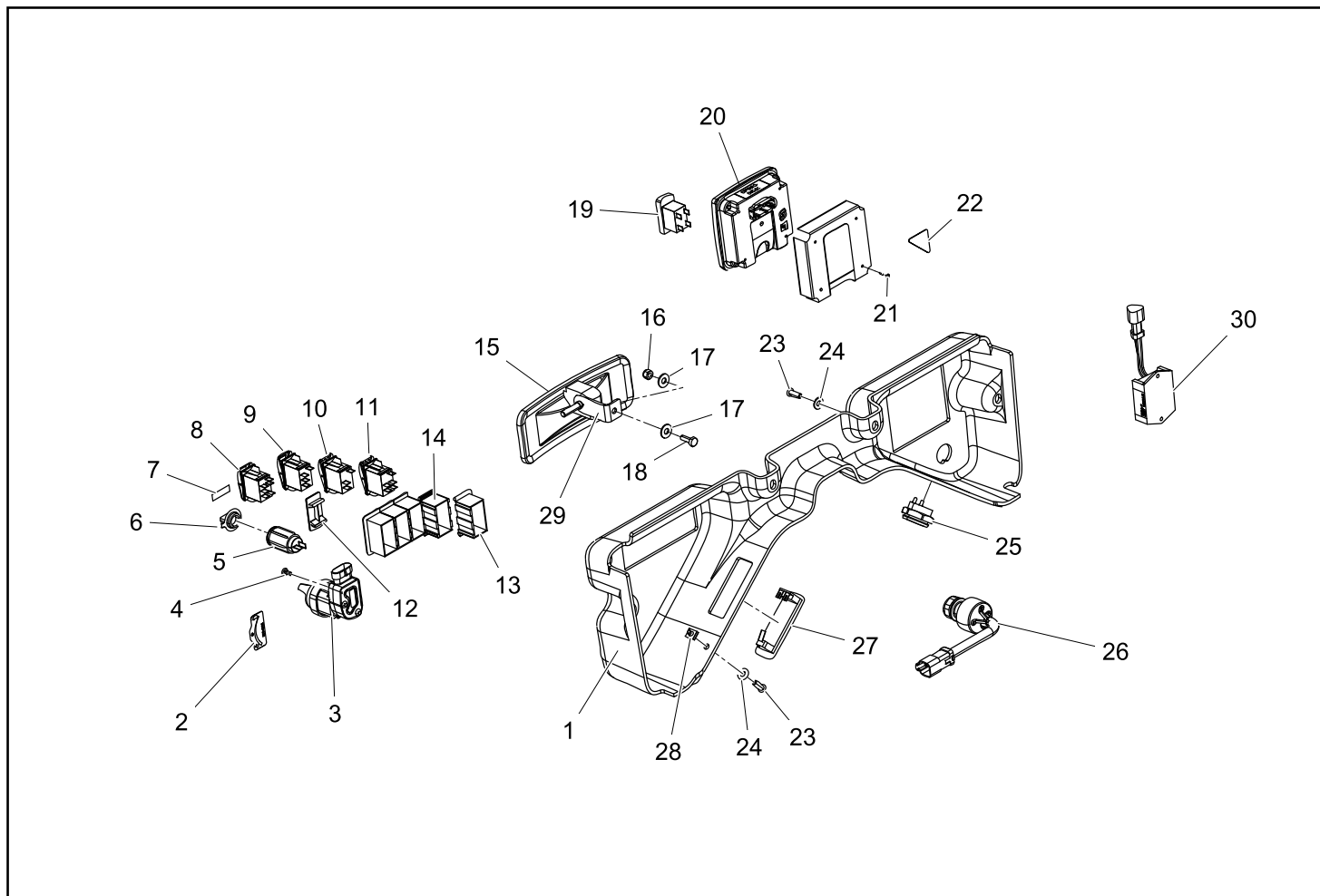
RT-40 Serial # 00100 - 01489 **4-4A**

RT-40 Serial # valid from - 01490 **4-4B**

**\* Parts manuals are updated frequently. To ensure current parts information, always refer to the latest version of this manual (posted online, consult your dealer).**

**NOTE:** When ordering parts that are painted, a specific part number format is required. Please refer to page II of this manual for paint code and ordering information.

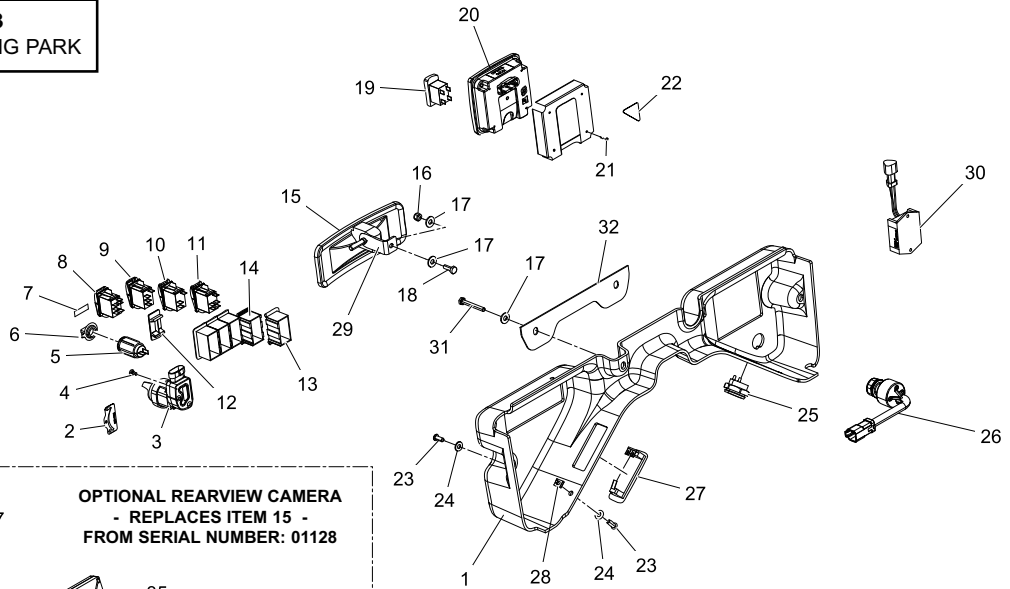
REF. NO.	PART NUMBER	QTY.	DESCRIPTION	REF. NO.	PART NUMBER	QTY.	DESCRIPTION
1	2014-134	1	PANEL, GAUGE				
2	2013-435	1	DECAL THROTTLE				
3	7071-080	1	THROTTLE, HAND, DUAL				
4	0090-507	2	SCREW, PAN HEAD, M5 X 10MM CLEAR ZINC				
5	0200-264	1	HOUSING,POWER SOURCE				
6	0200-265	1	CAP,HOUSING,POWER SOURCE				
7	2010-204	1	DECAL SWITCH DASH PANEL PT30				
8	0200-252	1	SWITCH,3 POSITION,LOCKING				
9	2045-413	1	SWITCH LOCKING PARK				
10	0310-133	1	SWITCH,BEACON V1D2BNOC-A9C63-100-XAS1IN				
11	0310-126	1	SWITCH,LIGHT VAD2BNOC-A9C45-100-XAS1IND				
12	0310-138	1	PLUG VHP-01 INDEX # 390-09002-001				
13	0310-136	2	FRAME END VME-01				
14	0310-137	3	FRAME MID IMM-01				
15	2030-409	1	MIRROR REAR VIEW 3X8				
16	8040-366	1	NUT,HEX,NYLOCK,1/4-20 UNC,ZN				
17	8050-222	2	WASHER,WROUGHT,1/4,STD,ZN				
18	8102-040	1	CAPSCREW,HH,1/4-20 UNCx.75,GD8 ZN				
19	2014-323	1	INDICATOR GLOW PLUG				
20	7010-735	1	DISPLAY DP200 W/ EIC SOFTWARE				
21	0090-478	4	SCREW PPH #4 x 5/8" SELF TAP				
22	0404-765	1	DECAL, ISO WAIT TI START PRE HEAT				
23	0090-756	6	CAP SCREW 1/4"-20 x 5/8" BUTTON SOCKET				
24	8050-221	6	WASHER,FLAT,1/4,SAE				
25	0090-268	1	BUZZER				
26	0304-028	1	SWITCH,IGNITION,RC 154-3197				
27	2030-245	1	LIGHT DOME				
28	0090-163	2	NUT U 10-24 UNC				
29	7005-783	1	MOUNT ANGLE MIRROR				
30	7011-185	1	MODULE SEAT				



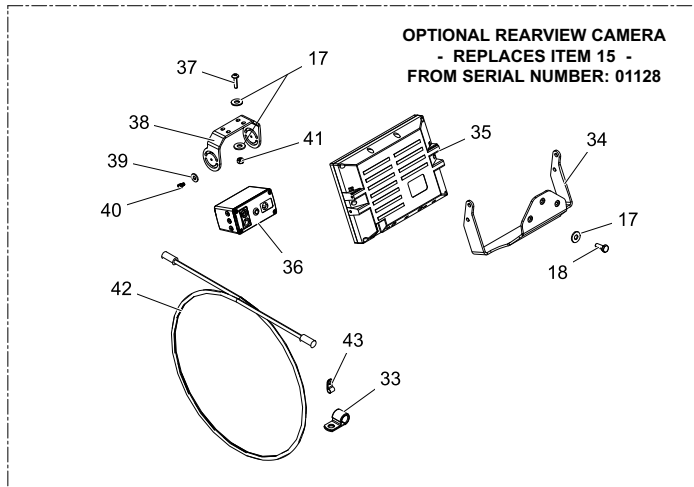
REF. NO.	PART NUMBER	QTY.	DESCRIPTION
1	2014-997	1	PANEL, GAUGE
2	2013-435	1	DECAL THROTTLE
3	7071-080	1	THROTTLE, HAND, DUAL
4	0090-507	2	SCREW, PAN HEAD, M5 X 10MM CLEAR ZINC
5	0200-264	1	HOUSING,POWER SOURCE (OPTIONAL)
6	0200-265	1	CAP,HOUSING,POWER SOURCE (OPTIONAL)
7	2010-204	1	DECAL SWITCH DASH PANEL PT30
8	0200-252	1	SWITCH,3 POSITION,LOCKING
9	2017-917	1	SWITCH, PARK LOCKING (from S/N: 01544)
10	0310-133	1	SWITCH,BEACON V1D2BNOC-A9C63-100-XAS1IN
11	0310-126	1	SWITCH,LIGHT VAD2BNOC-A9C45-100-XAS1IND
12	0310-138	1	PLUG VHP-01 INDEX # 390-09002-001
13	0310-136	2	FRAME END VME-01
14	0310-137	3	FRAME MID IMM-01
15	2030-409	1	MIRROR REAR VIEW 3X8
16	8040-366	1	NUT,HEX,NYLOCK,1/4-20 UNC,ZN
17	8050-222	11	WASHER,WROUGHT,1/4,STD,ZN
18	8102-040	4	CAPSCREW,HH,1/4-20 UNCx.75,GD8 ZN
19	2014-323	1	INDICATOR GLOW PLUG
20	7010-735	1	DISPLAY DP200 W/ EIC SOFTWARE
21	0090-478	4	SCREW PPH #4 x 5/8" SELF TAP
22	0404-765	1	DECAL, ISO WAIT TO START PRE HEAT
23	0090-756	4	CAP SCREW 1/4"-20 x 5/8" BUTTON SOCKET
24	8050-221	4	WASHER,FLAT,1/4,SAE
25	0090-268	1	BUZZER
26	0304-028	1	SWITCH,IGNITION,RC 154-3197
27	2030-245	1	LIGHT DOME
28	0090-163	2	NUT U 10-24 UNC
29	7005-783	1	MOUNT ANGLE MIRROR
30	7011-185	1	MODULE SEAT
31	8102-047	2	CAPSCREW,HH,1/4-20UNCx2.0,GD8
32	2014-991	1	COVER, LIGHT BAR
33	0310-465	1	CLAMP,WIRE,5/8,RBC-5/8
34	2097-239	1	MOUNT MONITOR
35	2097-236	1	MONITOR 7" COLOR LCD DEUTSCH CONNECTOR
36	2097-237	1	CAMERA SURFACE MOUNT
37	0090-781	2	SCREW, MACHINE, TRUSS HEAD, 6-LOBE 1/4-20 x 1.5" BZ
38	2097-242	1	MOUNT, CAMERA
39	8050-157	4	WASHER,WROUGHT, #10 3/16,STD,ZN
40	0090-776	4	SCREW, HH, M4 X 0.7 X 8.0

REF. NO.	PART NUMBER	QTY.	DESCRIPTION
41	8040-246	2	NUT,HEX,NYLOCK,10-24 UNC,ZN
42	2097-238	1	CABLE CAMERA 10MM EXTENSION
43	0310-461	6	CLAMP,WIRE,1/4 2904 RBC-1/4

Item 9 - Serial Number: 00100-01543  
 ASV P/N: 2045-413 SWITCH LOCKING PARK



OPTIONAL REARVIEW CAMERA  
 - REPLACES ITEM 15 -  
 FROM SERIAL NUMBER: 01128

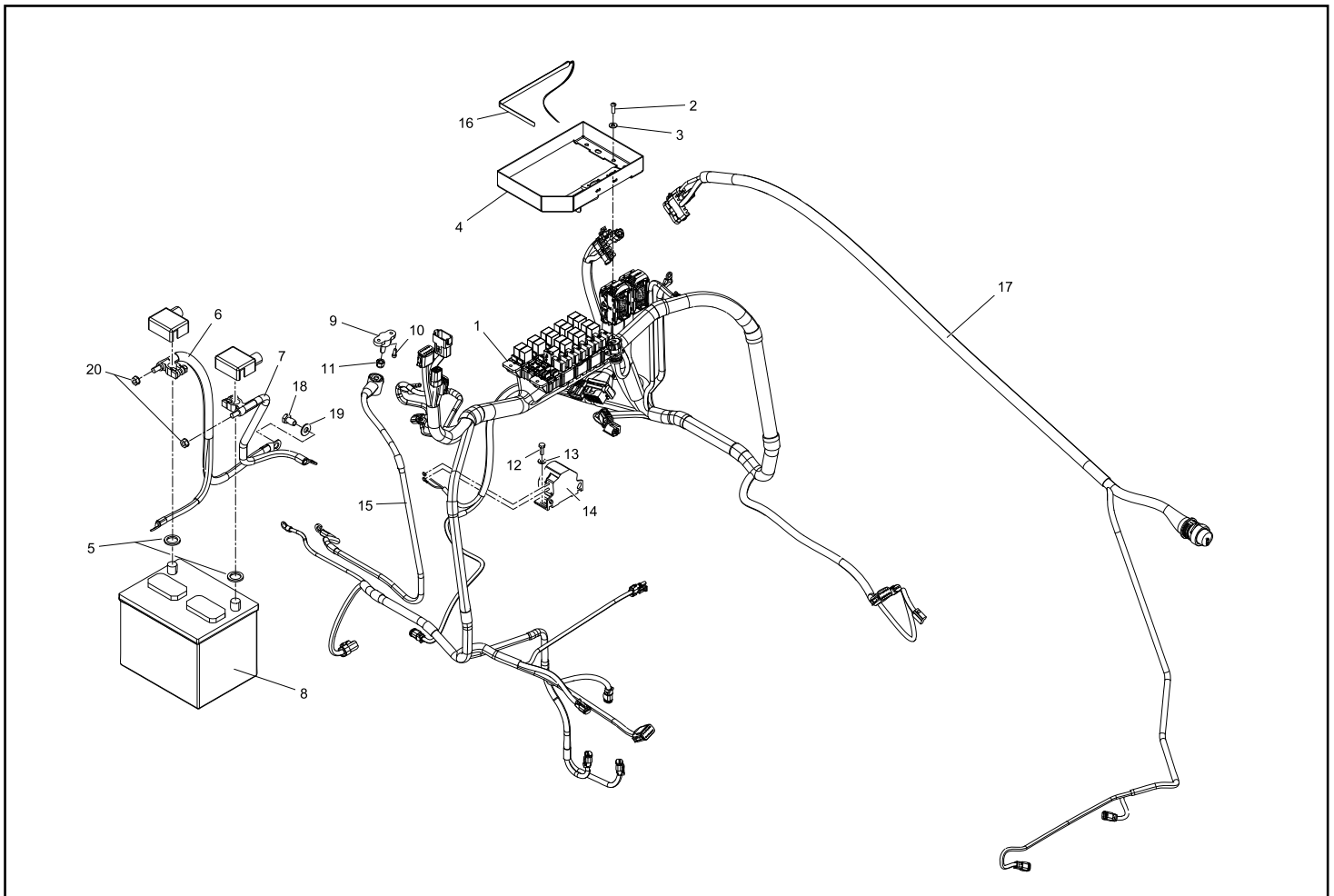


# BATTERY / HARNESSSES

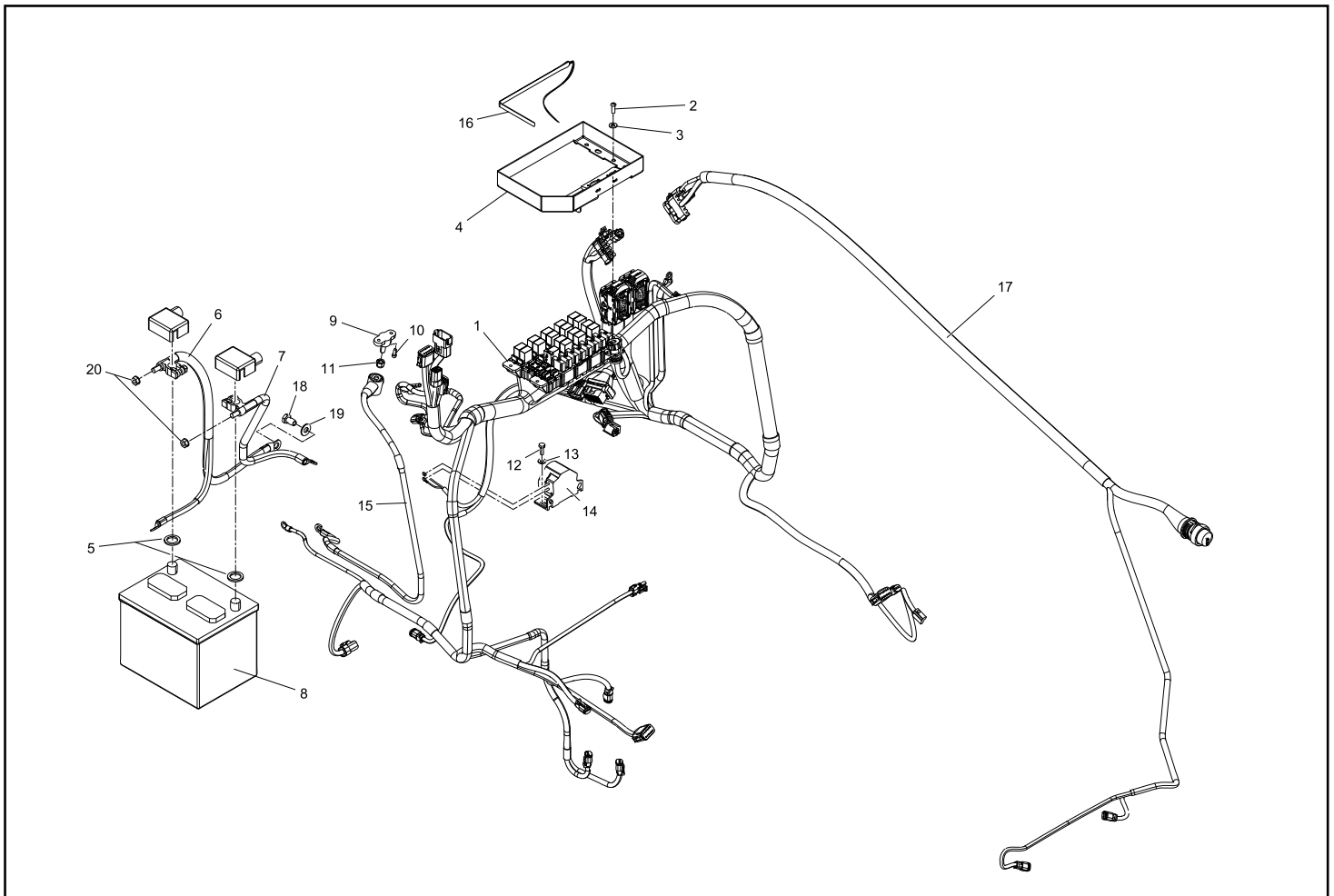
RT-40 00100 - 00999

Chapter 4

REF. NO.	PART NUMBER	QTY.	DESCRIPTION	REF. NO.	PART NUMBER	QTY.	DESCRIPTION
1	2014-301	1	HARNESS CHASSIS				
2	0090-700	4	CAPSCREW STEEL BUTTON SOCKET HEX DRIVE Z				
3	8050-221	4	WASHER,FLAT,1/4,SAE				
4	2095-760	1	WELDMENT FUSE BOX SHALLOW				
5	0301-083	2	PROTECTOR, POST, BATTERY				
6	2014-304	1	HARNESS NEGATIVE BATTERY CABLE				
7	2014-303	1	HARNESS POSITIVE BATTERY CABLE				
8	2014-324	1	BATTERY, MT-86, 550CCA				
9	2095-376	1	STUD JUNCTION POWER				
10	8105-429	2	CAPSCREW,SOC HD,10-24X5/8,BLZNCAPSCREW,				
11	8040-486	1	NUT,HEX,NYLOCK,3/8-16 UNC,ZN				
12	8102-040	2	CAPSCREW,HH,1/4-20 UNCx.75,GD8 ZN				
13	8050-221	1	WASHER,FLAT,1/4,SAE				
14	0400-964	1	ALARM, BACKUP				
15	2014-311	1	HARNESS CABLE RED				
16	2095-595	1	LIGHT LED FUSE PANEL				
17	2014-305	1	HARNESS AUXILIARY LOADER				
18	0090-666	1	CAPSCREW, M10-1.25 x 20MM DIN 961 Class 10.9				
19	8050-282	1	WASHER,WROUGHT,3/8,STD,ZN				
20	2035-344	2	NUT SERRATED FLANGE,3/8-16,UNC,WHIZLOCK,GD8				



REF. NO.	PART NUMBER	QTY.	DESCRIPTION	REF. NO.	PART NUMBER	QTY.	DESCRIPTION
1	2014-942	1	HARNESS CHASSIS				
2	0090-700	4	CAPSCREW STEEL BUTTON SOCKET HEX DRIVE Z				
3	8050-221	4	WASHER,FLAT,1/4,SAE				
4	2095-760	1	WELDMENT FUSE BOX SHALLOW				
5	0301-083	2	PROTECTOR, POST, BATTERY				
6	2014-304	1	HARNESS NEGATIVE BATTERY CABLE				
7	2014-303	1	HARNESS POSITIVE BATTERY CABLE				
8	2014-324	1	BATTERY, MT-86, 550CCA				
9	2095-376	1	STUD JUNCTION POWER				
10	8105-429	2	CAPSCREW,SOC HD,10-24X5/8,BLZNCAPSCREW,				
11	8040-486	1	NUT,HEX,NYLOCK,3/8-16 UNC,ZN				
12	8102-040	2	CAPSCREW,HH,1/4-20 UNCx.75,GD8 ZN				
13	8050-221	1	WASHER,FLAT,1/4,SAE				
14	0400-964	1	ALARM, BACKUP				
15	2014-311	1	HARNESS CABLE RED				
16	2095-595	1	LIGHT LED FUSE PANEL				
17	2014-305	1	HARNESS AUXILIARY LOADER				
18	0090-666	1	CAPSCREW, M10-1.25 x 20MM DIN 961 Class 10.9				
19	8050-282	1	WASHER,WROUGHT,3/8,STD,ZN				
20	2035-344	2	NUT SERRATED FLANGE,3/8-16,UNC,WHIZLOCK,GD8				

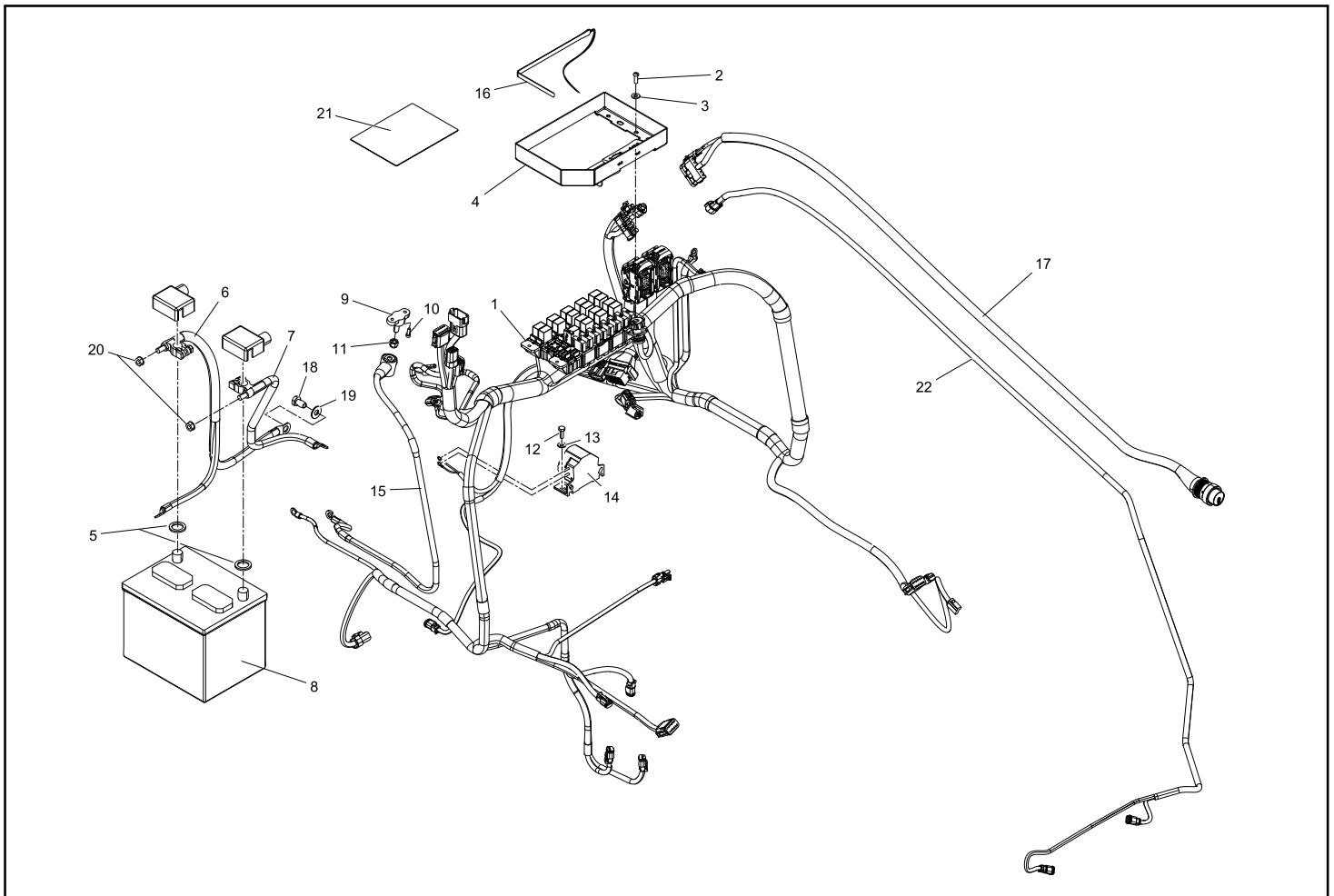


# BATTERY / HARNESSES

RT-40 valid from 01569

Chapter 4

REF. NO.	PART NUMBER	QTY.	DESCRIPTION	REF. NO.	PART NUMBER	QTY.	DESCRIPTION
1	2015-256	1	HARNESS CHASSIS				
2	0090-700	4	CAPSCREW STEEL BUTTON SOCKET HEX DRIVE Z				
3	8050-221	4	WASHER,FLAT,1/4,SAE				
4	2095-760	1	WELDMENT FUSE BOX SHALLOW				
5	0301-083	2	PROTECTOR, POST, BATTERY				
6	2014-304	1	HARNESS NEGATIVE BATTERY CABLE				
7	2014-303	1	HARNESS POSITIVE BATTERY CABLE				
8	2014-324	1	BATTERY, MT-86, 550CCA				
9	2095-376	1	STUD JUNCTION POWER				
10	8105-429	2	CAPSCREW,SOC HD,10-24X5/8,BLZNCAPSCREW,				
11	8040-486	1	NUT,HEX,NYLOCK,3/8-16 UNC,ZN				
12	8102-040	2	CAPSCREW,HH,1/4-20 UNCx.75,GD8 ZN				
13	8050-221	1	WASHER,FLAT,1/4,SAE				
14	0400-964	1	ALARM, BACKUP				
15	2014-311	1	HARNESS CABLE RED				
16	2095-595	1	LIGHT LED FUSE PANEL				
17	2014-972	1	HARNESS AUXILIARY (OPTIONAL)				
18	0090-666	1	CAPSCREW, M10-1.25 x 20MM DIN 961 Class 10.9				
19	8050-282	1	WASHER,WROUGHT,3/8,STD,ZN				
20	2035-344	2	NUT SERRATED FLANGE,3/8-16,UNC,WHIZLOCK,GD8				
21	2014-294	2	DECAL, FUSE PANEL				
22	2014-973	1	HARNESS, LOADER VALVE				

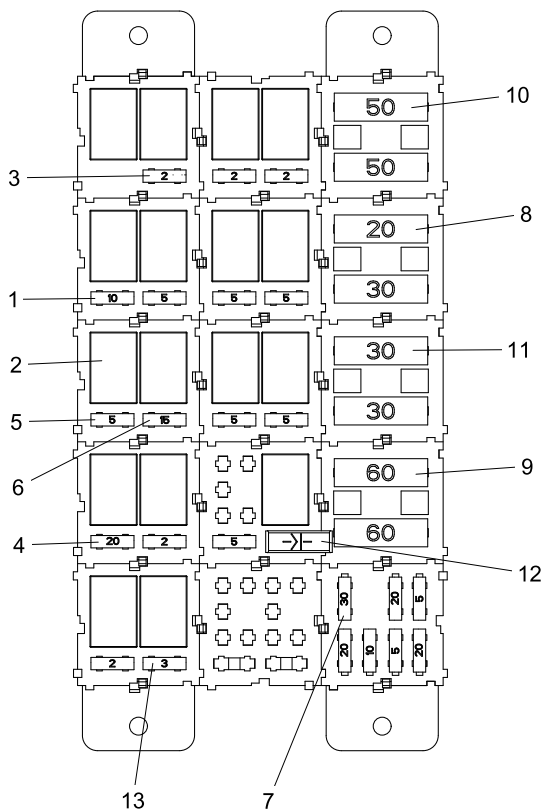


# FUSE PANEL

RT-40 valid from 00100

Chapter 4

REF. NO.	PART NUMBER	QTY.	DESCRIPTION	REF. NO.	PART NUMBER	QTY.	DESCRIPTION
1	0310-795	2	FUSE,MINI,10 AMP 77105				
2	7071-853	17	DIODE RELAY, SONG CHUAN, 301-1C-C-D1				
3	0310-793	5	FUSE,MINI,2 AMP 77015				
4	0310-797	4	FUSE,MINI,20 AMP 77205				
5	0310-794	9	FUSE,MINI, 5 AMP 77055				
6	0310-796	1	FUSE,MINI,15 AMP 77155				
7	0310-799	1	FUSE,MINI,30 AMP 77305				
8	0310-800	1	FUSE,MAXI,20 AMP 78501				
9	0310-804	2	FUSE,MAXI, 60 AMP 78505				
10	0310-803	2	FUSE,MAXI, 50 AMP 78504				
11	0310-801	3	FUSE,MAXI, 30 AMP 78502				
12	0314-531	1	3 AMP MINI DIODE				
13	0314-522	1	MINI FUSE, 3 AMP				



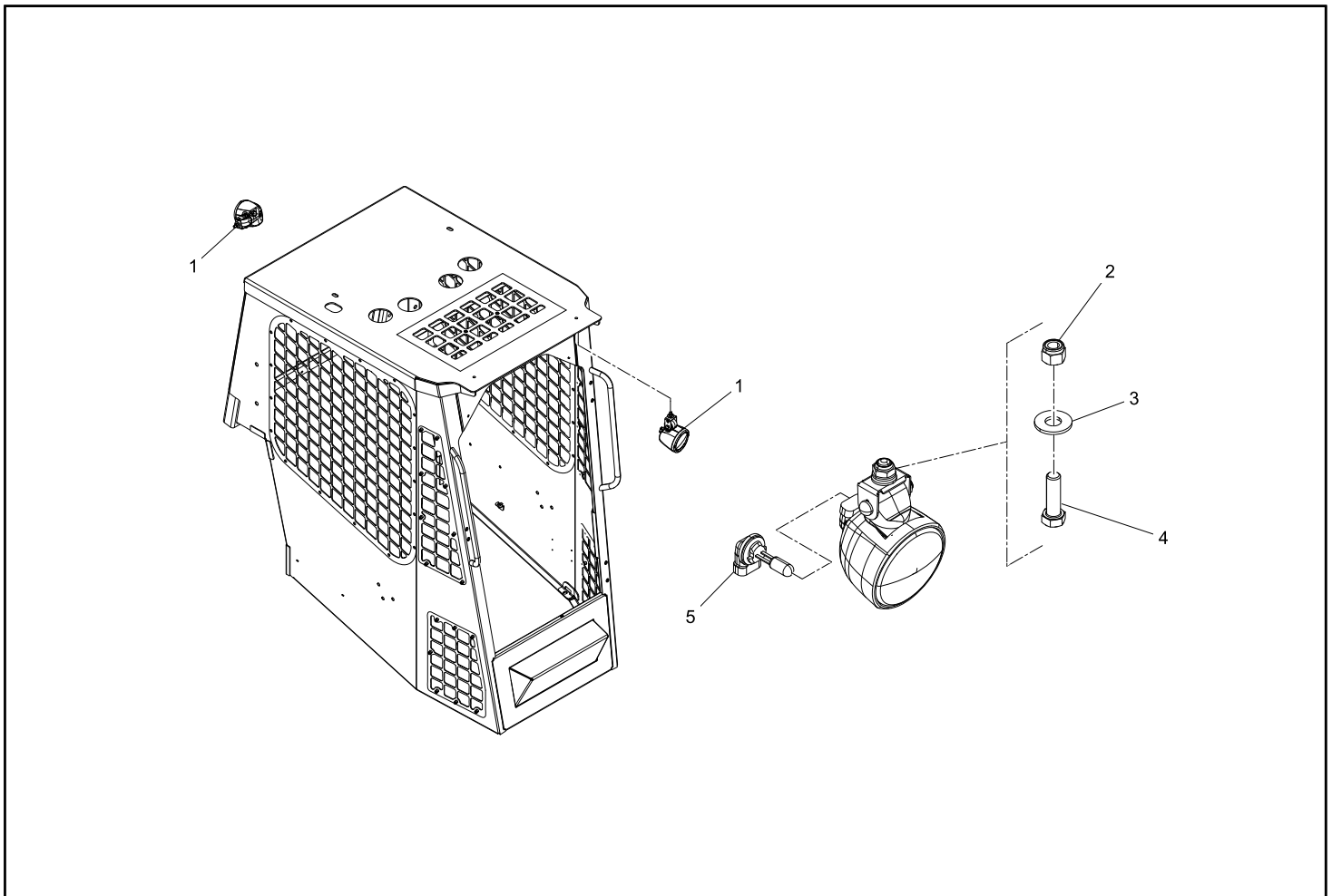
# EXTERIOR LIGHTS

RT-40 00100 - 01489

Chapter 4

REF. NO.	PART NUMBER	QTY.	DESCRIPTION
1	2014-243	3	LIGHT, PEDESTAL
2	8040-426	3	NUT,HEX,NYLOCK,5/16-18 UNC,ZN
3	8050-262	3	WASHER,WROUGHT,5/16,STD,ZN
4	8102-132	3	CAPSCREW,HH,5/16-18UNCx1.0 GD8 ,ZN
5	0404-093	3	BULB H3

REF. NO.	PART NUMBER	QTY.	DESCRIPTION

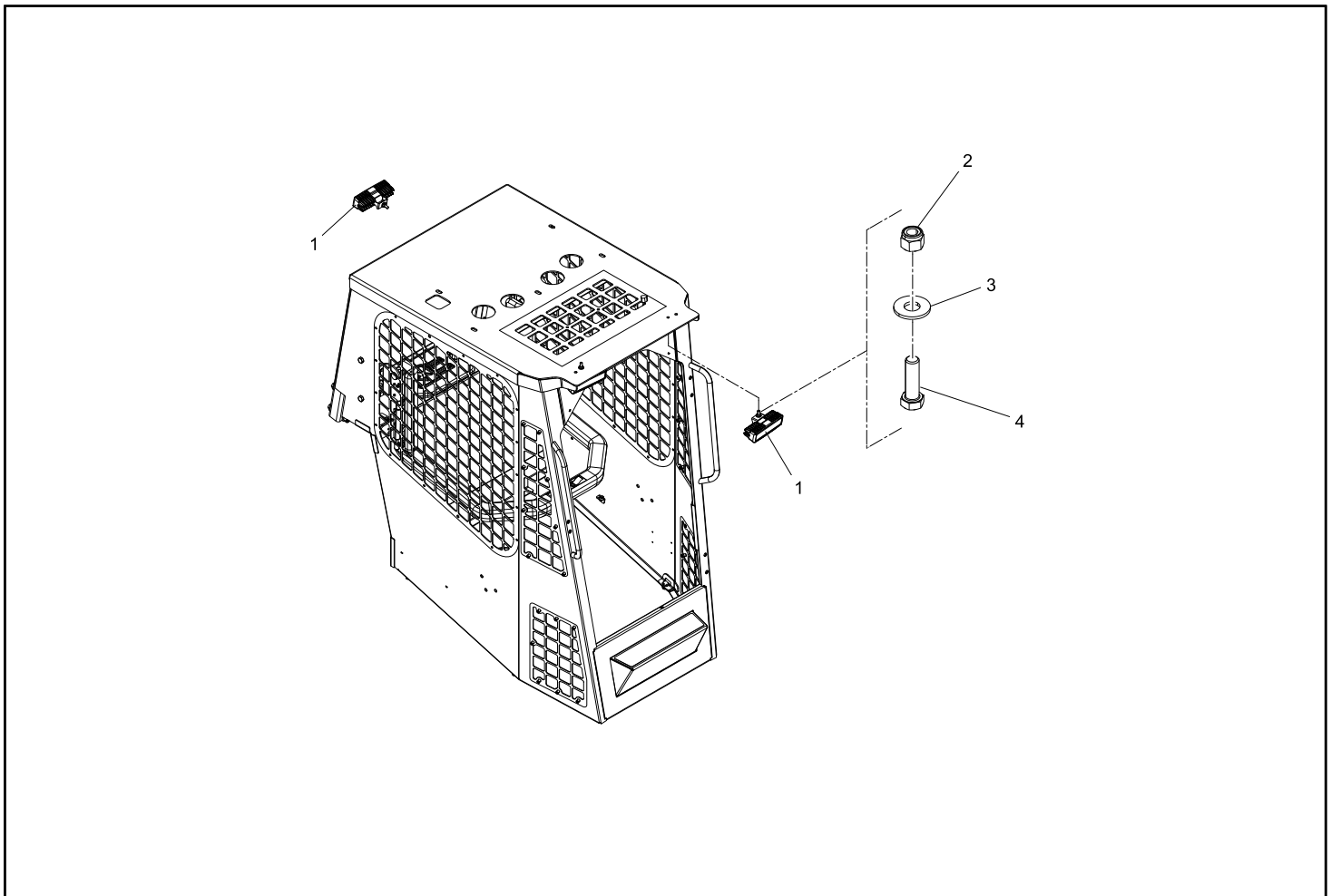


# EXTERIOR LIGHTS

RT-40 valid from 01490

Chapter 4

REF. NO.	PART NUMBER	QTY.	DESCRIPTION	REF. NO.	PART NUMBER	QTY.	DESCRIPTION
1	2017-328	3	LIGHT, LED RECTANGULAR				
2	8040-426	3	NUT,HEX,NYLOCK,5/16-18 UNC,ZN				
3	8050-262	3	WASHER,WROUGHT,5/16,STD,ZN				
4	8102-132	3	CAPSCREW,HH,5/16-18UNCx1.0 GD8 ,ZN				



# Chapter 5

## Undercarriage

### **5-1 Axles / Tracks**

RT-40 Serial # valid from - 00100 **5-1A**

### **5-2 Undercarriage Assembly STD RT**

RT-40 Serial # valid from - 00100 **5-2A**

### **5-3 Undercarriage Assembly STD LT**

RT-40 Serial # valid from - 00100 **5-3A**

### **Undercarriage Assembly OPT RT**

RT-40 Serial # valid from - 00100 **5-4A**

### **5-5 Undercarriage Assembly OPT LT**

RT-40 Serial # valid from - 00100 **5-5A**

**\* Parts manuals are updated frequently. To ensure current parts information, always refer to the latest version of this manual (posted online, consult your dealer).**

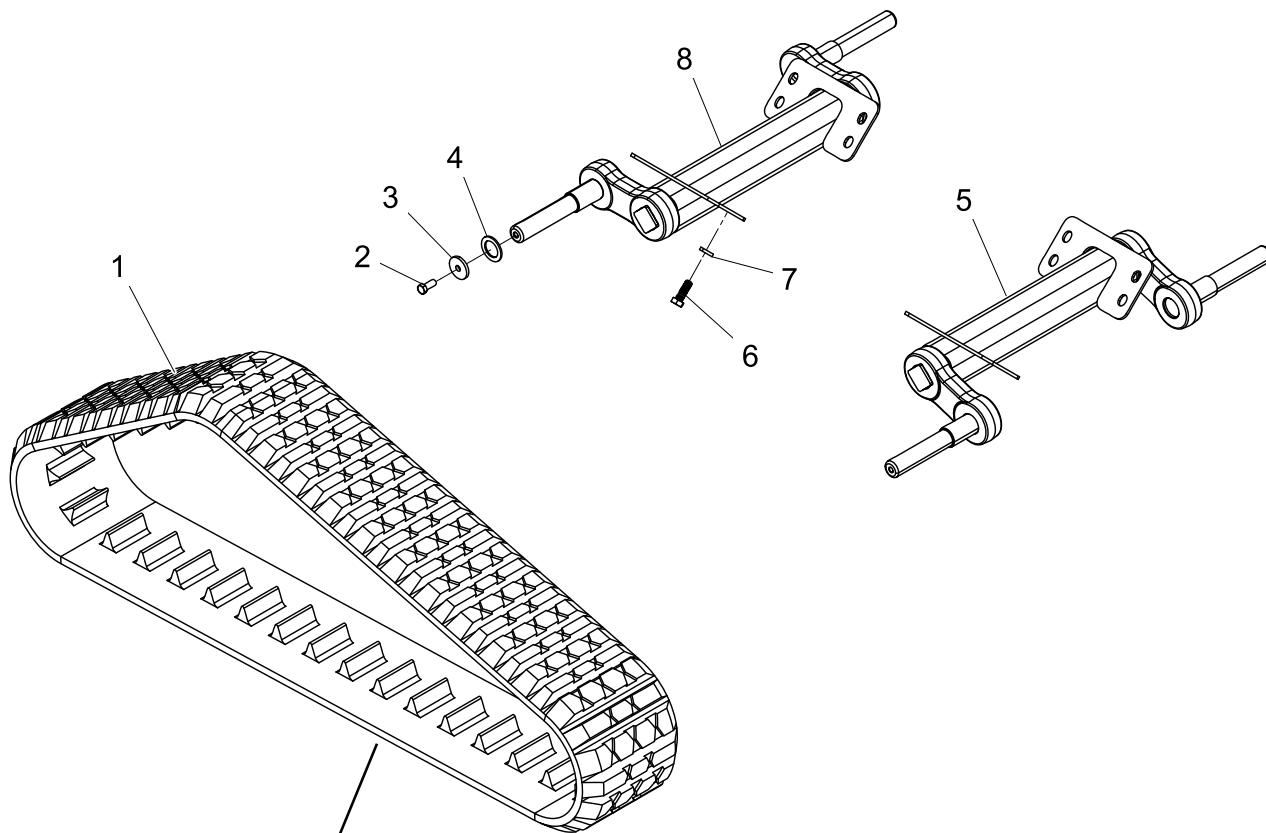
**NOTE:** When ordering parts that are painted, a specific part number format is required. Please refer to page II of this manual for paint code and ordering information.

# AXLES / TRACKS

RT-40 valid from 00100

Chapter 5

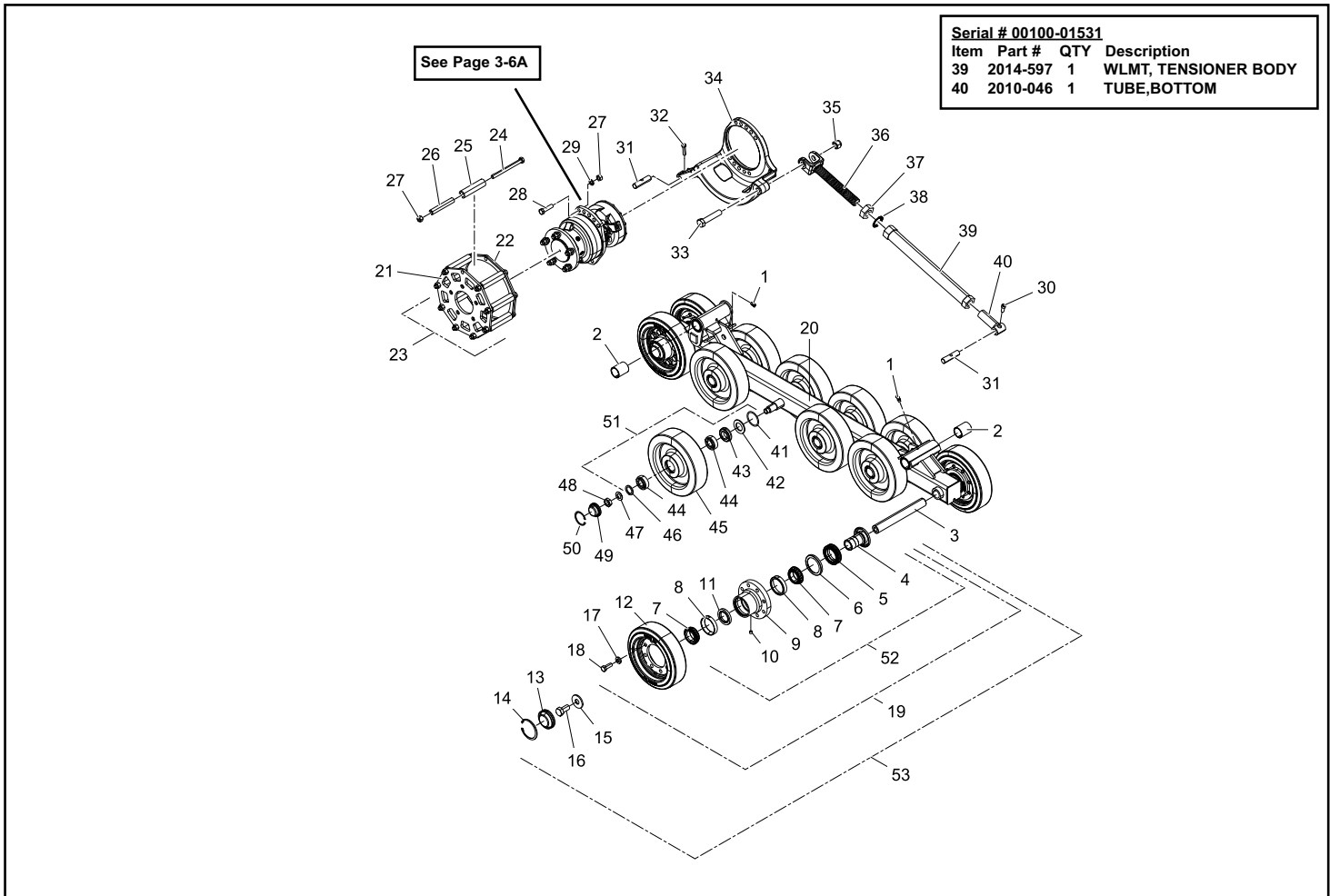
REF. NO.	PART NUMBER	QTY.	DESCRIPTION	REF. NO.	PART NUMBER	QTY.	DESCRIPTION
1	2010-999	2	TRACK, 11"x149"				
2	8102-404	4	CAPSCREW,HH 1/2-13UNCx1.25 GD8 ZN				
3	0304-100	4	WASHER,1/4"THICK YELLOW DI CHROMATE				
4	2010-669	4	SPACER 1.50 X 2.25 X .134				
5	2014-992	1	AXLE, FRONT, #12				
6	0090-750	16	CAPSCREW, HH, 5/8"-11 x 1-1/4" GRADE 8 YZ				
7	0700-287	16	WASHER,16mmX30mmX5mm				
8	2014-993	1	AXLE, REAR, #12				



Optional Turf Track - 2010-998

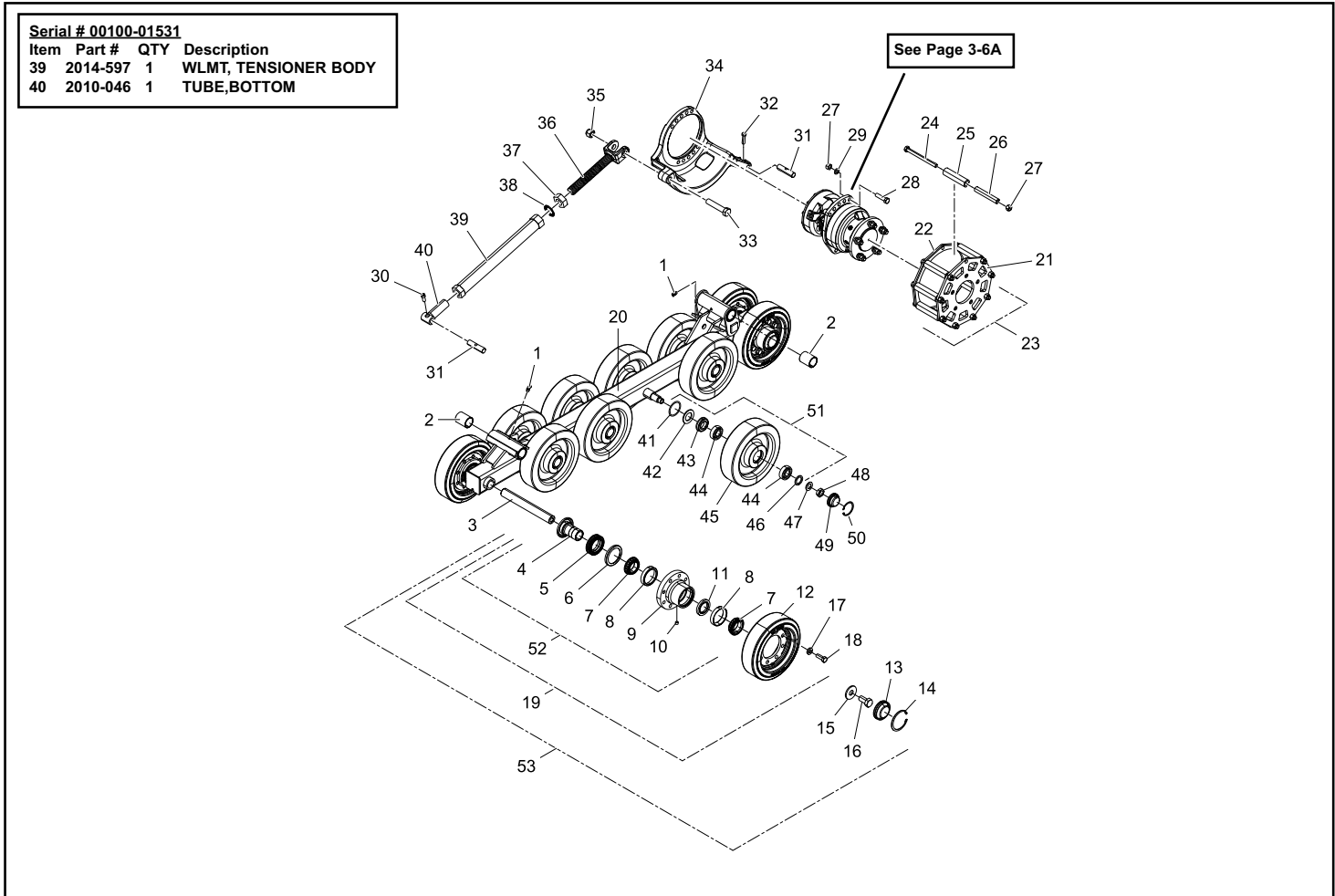
REF. NO.	PART NUMBER	QTY.	DESCRIPTION
1	0304-427	2	FITTING,GREASE,1/8 NPT x 45° FITTING,G
2	2010-065	4	BUSHING,DU,1.50X1.66X2 BUSHING,D
3	2010-838	2	AXLE, WHEEL, FACESEAL
4	0702-367	4	WLMT RETAINER 53MM
5	2035-438	4	ASSY, SEAL, 53 MM
6	2035-391	4	RETAINER INNER 53MM
7	0702-509	8	BEARING CONE LM5013349 PEER
8	0702-508	8	BEARING CUP LM501310 PEER
9	0702-650	4	HOUSING, 10" 8 BOLT
10	2035-479	4	PLUG 1/8" NPT HEX CS
11	0702-368	4	SEAL LIP
12	2035-644	4	WHEEL 10" ALPHA BOLT ON
13	2010-899	4	CAP, HUB, RUBBER BONDED
14	0702-371	4	SNAP RING .093 x .325
15	2010-839	4	WASHER, HARD, 2.125 OD
16	8102-675	4	CAPSCREW,3/4-10UNCx1.5,GD8,ZN
17	0090-136	32	WASHER HARD 1.0 X .531 X .197
18	2035-659	32	CAPSCREW HH 1/2-13 x 1.375 GR8
19	0702-652	4	ASSEMBLY HUB 10" W/RUBBER WHEEL
20	2014-555	1	WLMT, RAIL, SMALL, FC, F&R
21	2010-569	1	PLATE, SPROCKET PT30 REXROTH
22	2010-034	1	RING,SPROCKET,10.623
23	2010-783	1	ASSEMBLY SPROCKET PT30
24	8102-418	9	CAPSCREW,HH,1/2-13UNCx 6.0,GD8,ZN
25	0304-806	9	TUBE,SPROCKET 1.125 OD
26	0304-098	9	TOOTH,DRIVE,SPROCKET TOOTH,DRI
27	0700-124	19	NUT,TOPLock,1/2-13UNC,ZN,GD8
28	8102-407	10	CAPSCREW,HH,1/2-13UNCx2.0,GD8,CAPSCREW,
29	2035-597	10	WASHER WROUGHT .531 x .886 x 0118 HARD Z
30	2035-471	1	CAPSCREW SOC HD 3/8-16 x 1
31	2035-308	2	PIN,TENSIONER,THREADED
32	8102-225	1	CAPSCREW,HH,3/8-16 UNCx1.5,GD8,ZN
33	0304-408	1	CAPSCREW,HH,3/4-10UNC3.75,GD8,CAPSCREW,
34	2014-582	1	TABLE, MACHINED RH
35	8040-786	1	NUT,HEX,NYLOCK,3/4-10 UNC,ZN
36	2035-448	1	CLEVIS END TENSIONER MACHINED
37	0090-317	1	NUT HEX 1.25-7 UNC JAM ZINC
38	0090-262	1	WASHER SAFETY S33-1.25"
39	2015-439	1	WLMT, TENSIONER BODY (from S/N: 01532)
40	2015-441	1	TUBE,BOTTOM (from S/N: 01532)

REF. NO.	PART NUMBER	QTY.	DESCRIPTION
41	0702-114	8	RING,RETAINER,INT RING,RETA
42	0304-117	8	GUARD,BEARING GUARD,BEA
43	0303-141	8	SEAL,APY,1.250x2.062x.450 SEAL,APY,
44	0302-591	16	BEARING,BALL,6205 W/O SEALS BEARING,B
45	0304-101	8	WHEEL,10" WHEEL,10"
46	0304-097	8	SPACER,BEARING 1.0 ID X1.5 OD X 1/8 THI
47	0090-204	8	WASHER BEARING
48	0304-722	8	NUT,HEX,JAM,LOCKING,3/4-10UNC THIN FAST
49	2010-142	8	HUB CAP RUBBER BONDED
50	0304-319	8	RING,SNAP,INNER WHEEL,PLATED RING,SNAP
51	0304-606	8	ASSY,WHEEL,BOGIE
52	0702-645	4	ASSEMBLY, HUB, 10"
53	0403-726	4	ASSY RUBBER WHEEL SERVICE 10" METAL FACE



REF. NO.	PART NUMBER	QTY.	DESCRIPTION
1	0304-427	2	FITTING,GREASE,1/8 NPT x 45° FITTING,G
2	2010-065	4	BUSHING,DU,1.50X1.66X2 BUSHING,D
3	2010-838	2	AXLE, WHEEL, FACESEAL
4	0702-367	4	WLMT RETAINER 53MM
5	2035-438	4	ASSY, SEAL, 53 MM
6	2035-391	4	RETAINER INNER 53MM
7	0702-509	8	BEARING CONE LM5013349 PEER
8	0702-508	8	BEARING CUP LM501310 PEER
9	0702-650	4	HOUSING, 10" 8 BOLT
10	2035-479	4	PLUG 1/8" NPT HEX CS
11	0702-368	4	SEAL LIP
12	2035-644	4	WHEEL 10" ALPHA BOLT ON
13	2010-899	4	CAP, HUB, RUBBER BONDED
14	0702-371	4	SNAP RING .093 x .325
15	2010-839	4	WASHER, HARD, 2.125 OD
16	8102-675	4	CAPSCREW,3/4-10UNCx1.5,GD8,ZN
17	0090-136	32	WASHER HARD 1.0 X .531 X .197
18	2035-659	32	CAPSCREW HH 1/2-13 x 1.375 GR8
19	0702-652	4	ASSEMBLY HUB 10" W/RUBBER WHEEL
20	2014-555	1	WLMT, RAIL, SMALL, FC, F&R
21	2010-569	1	PLATE, SPROCKET PT30 REXROTH
22	2010-034	1	RING,SPROCKET,10.623
23	2010-783	1	ASSEMBLY SPROCKET PT30
24	8102-418	9	CAPSCREW,HH,1/2-13UNCx 6.0,GD8,ZN
25	0304-806	9	TUBE,SPROCKET 1.125 OD
26	0304-098	9	TOOTH,DRIVE,SPROCKET TOOTH,DRI
27	0700-124	19	NUT,TOPLock,1/2-13UNC,ZN,GD8
28	8102-407	10	CAPSCREW,HH,1/2-13UNCx2.0,GD8,CAPSCREW,
29	2035-597	10	WASHER WROUGHT .531 x .886 x 0118 HARD Z
30	2035-471	1	CAPSCREW SOC HD 3/8-16 x 1
31	2035-308	2	PIN,TENSIONER,THREADED
32	8102-225	1	CAPSCREW,HH,3/8-16 UNCx1.5,GD8,ZN
33	0304-408	1	CAPSCREW,HH,3/4-10UNC3.75,GD8,CAPSCREW,
34	2014-584	1	TABLE, MACHINED LH
35	8040-786	1	NUT,HEX,NYLOCK,3/4-10 UNC,ZN
36	2035-448	1	CLEVIS END TENSIONER MACHINED
37	0090-317	1	NUT HEX 1.25-7 UNC JAM ZINC
38	0090-262	1	WASHER SAFETY S33-1.25"
39	2015-439	1	WLMT, TENSIONER BODY (from S/N: 01532)
40	2015-441	1	TUBE,BOTTOM (from S/N: 01532)

REF. NO.	PART NUMBER	QTY.	DESCRIPTION
41	0702-114	8	RING,RETAINER,INT RING,RETA
42	0304-117	8	GUARD,BEARING GUARD,BEA
43	0303-141	8	SEAL,APY,1.250x2.062x.450 SEAL,APY,
44	0302-591	16	BEARING,BALL,6205 W/O SEALS BEARING,B
45	0304-101	8	WHEEL,10" WHEEL,10"
46	0304-097	8	SPACER,BEARING 1.0 ID X1.5 OD X 1/8 THI
47	0090-204	8	WASHER BEARING
48	0304-722	8	NUT,HEX,JAM,LOCKING,3/4-10UNC THIN FAST
49	2010-142	8	HUB CAP RUBBER BONDED
50	0304-319	8	RING,SNAP,INNER WHEEL,PLATED RING,SNAP
51	0304-606	8	ASSY,WHEEL,BOGIE
52	0702-645	4	ASSEMBLY, HUB, 10"
53	0403-726	4	ASSY RUBBER WHEEL SERVICE 10" METAL FACE



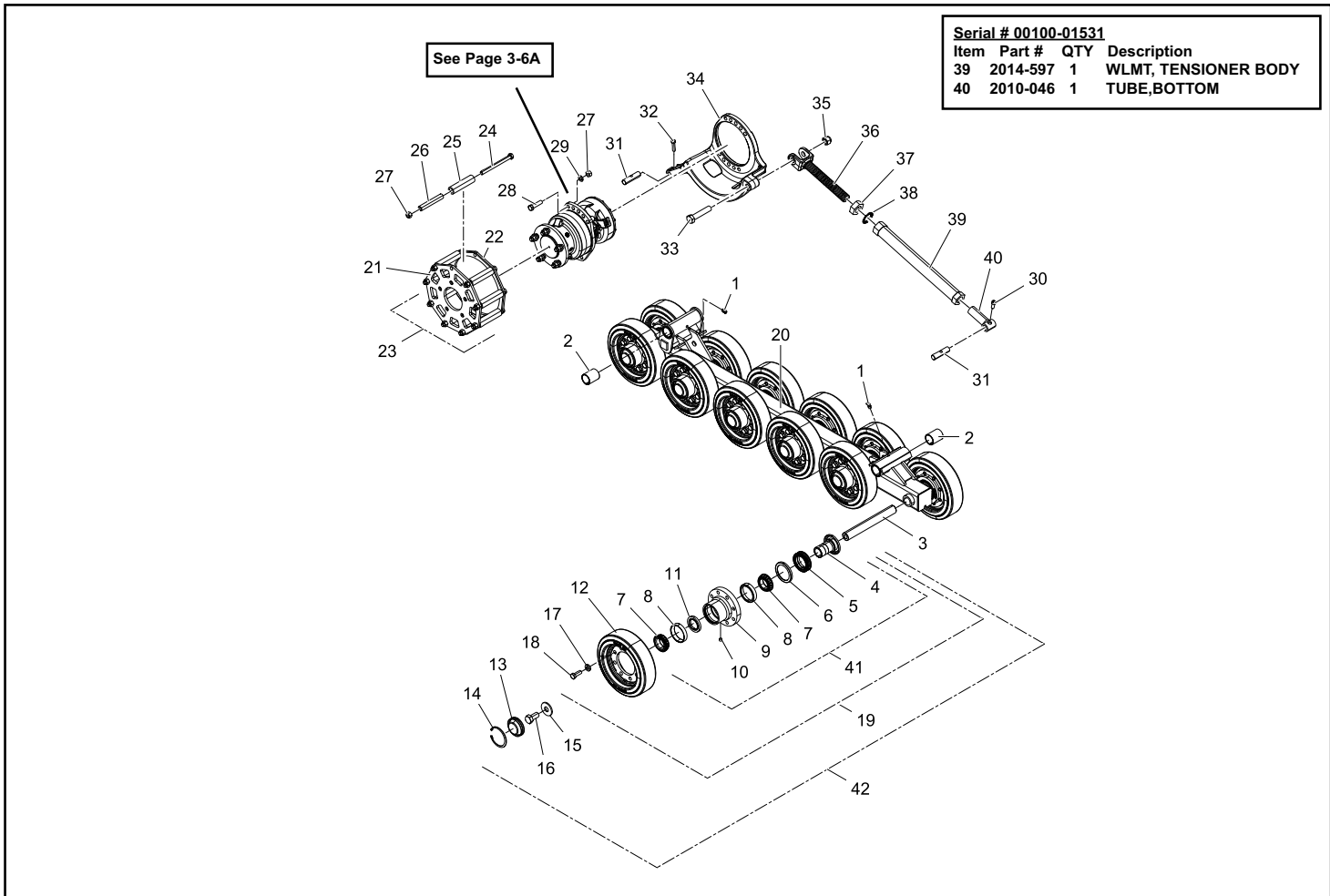
# UNDERCARRIAGE ASSEMBLY RT - OPT

RT-40 valid from 00100

Chapter 5

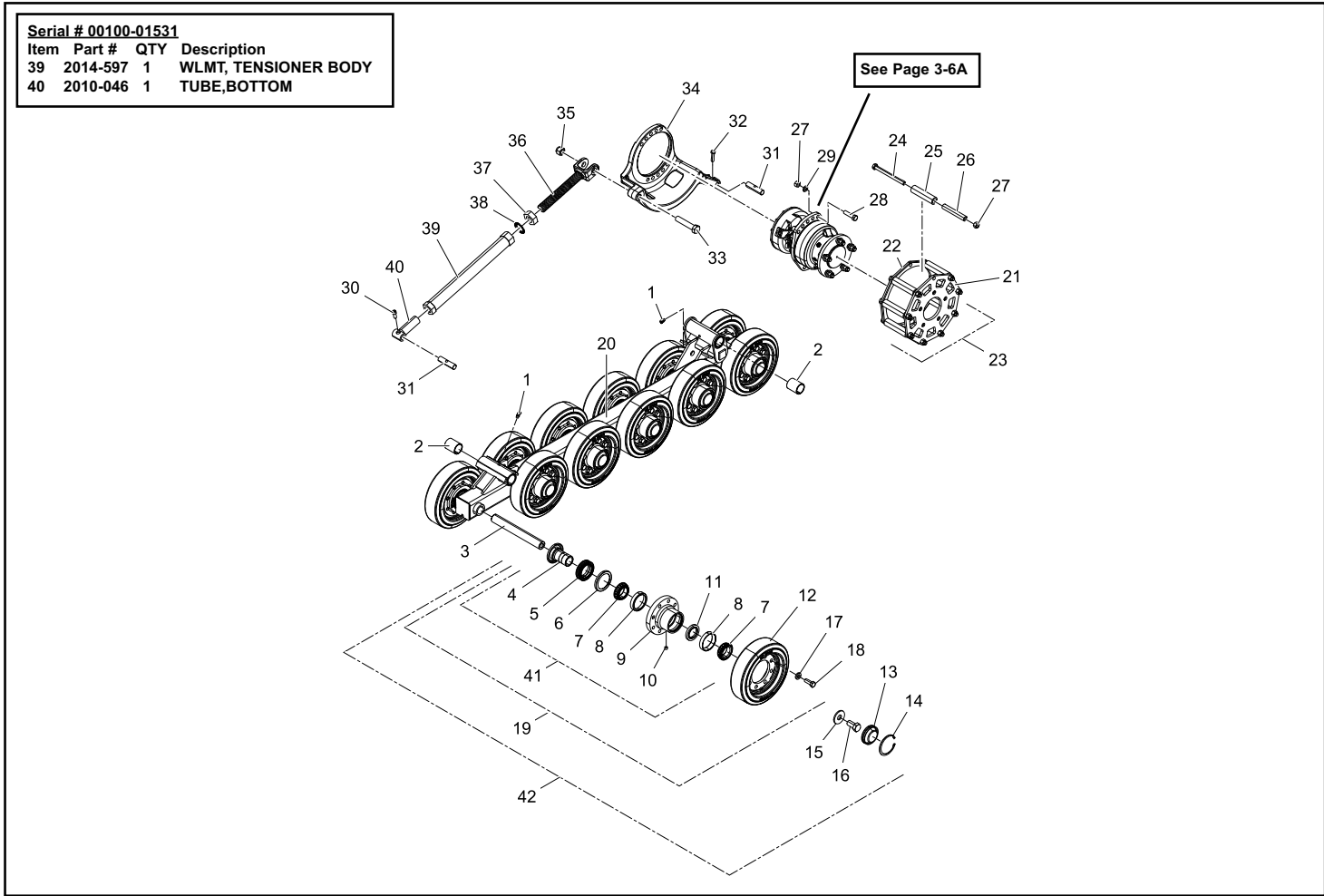
REF. NO.	PART NUMBER	QTY.	DESCRIPTION
1	0304-427	2	FITTING,GREASE,1/8 NPT x 45° FITTING,G
2	2010-065	4	BUSHING,DU,1.50X1.66X2 BUSHING,D
3	2010-838	6	AXLE, WHEEL, FACESEAL
4	0702-367	12	WLMT RETAINER 53MM
5	2035-438	12	ASSY, SEAL, 53 MM
6	2035-391	12	RETAINER INNER 53MM
7	0702-509	24	BEARING CONE LM5013349 PEER
8	0702-508	24	BEARING CUP LM501310 PEER
9	0702-650	12	HOUSING, 10" 8 BOLT
10	2035-479	12	PLUG 1/8" NPT HEX CS
11	0702-368	12	SEAL LIP
12	2035-644	12	WHEEL 10" ALPHA BOLT ON
13	2010-899	12	CAP, HUB, RUBBER BONDED
14	0702-371	12	SNAP RING .093 x .325
15	2010-839	12	WASHER, HARD, 2.125 OD
16	8102-675	12	CAPSCREW,3/4-10UNCx1.5,GD8,ZN
17	0090-136	96	WASHER HARD 1.0 X .531 X .197
18	2035-659	96	CAPSCREW HH 1/2-13 x 1.375 GR8
19	0702-652	12	ASSEMBLY HUB 10" W/RUBBER WHEEL
20	2014-557	1	WLMT, RAIL, SMALL W/FACESEAL
21	2010-569	1	PLATE, SPROCKET PT30 REXROTH
22	2010-034	1	RING,SPROCKET,10.623
23	2010-783	1	ASSEMBLY SPROCKET PT30
24	8102-418	9	CAPSCREW,HH,1/2-13UNCx 6.0,GD8,ZN
25	0304-806	9	TUBE,SPROCKET 1.125 OD
26	0304-098	9	TOOTH,DRIVE,SPROCKET TOOTH,DRI
27	0700-124	19	NUT,TOPLLOCK,1/2-13UNC,ZN,GD8
28	8102-407	10	CAPSCREW,HH,1/2-13UNCx2.0,GD8,CAPSCREW,
29	2035-597	10	WASHER WROUGHT .531 x .886 x 0118 HARD Z
30	2035-471	1	CAPSCREW SOC HD 3/8-16 x 1
31	2035-308	2	PIN,TENSIONER,THREADED
32	8102-225	1	CAPSCREW,HH,3/8-16 UNCx1.5,GD8,ZN
33	0304-408	1	CAPSCREW,HH,3/4-10UNC3.75,GD8,CAPSCREW,
34	2014-582	1	TABLE, MACHINED RH
35	8040-786	1	NUT,HEX,NYLOCK,3/4-10 UNC,ZN
36	2035-448	1	CLEVIS END TENSIONER MACHINED
37	0090-317	1	NUT HEX 1.25-7 UNC JAM ZINC
38	0090-262	1	WASHER SAFETY S33-1.25"
39	2015-439	1	WLMT, TENSIONER BODY (from S/N: 01532)
40	2015-441	1	TUBE,BOTTOM (from S/N: 01532)

REF. NO.	PART NUMBER	QTY.	DESCRIPTION
41	0702-645	12	ASSEMBLY, HUB, 10"
42	0403-726	12	ASSY RUBBER WHEEL SERVICE 10" METAL FACE



REF. NO.	PART NUMBER	QTY.	DESCRIPTION
1	0304-427	2	FITTING,GREASE,1/8 NPT x 45° FITTING,G
2	2010-065	4	BUSHING,DU,1.50X1.66X2 BUSHING,D
3	2010-838	6	AXLE, WHEEL, FACESEAL
4	0702-367	12	WLMT RETAINER 53MM
5	2035-438	12	ASSY, SEAL, 53 MM
6	2035-391	12	RETAINER INNER 53MM
7	0702-509	24	BEARING CONE LM5013349 PEER
8	0702-508	24	BEARING CUP LM501310 PEER
9	0702-650	12	HOUSING, 10" 8 BOLT
10	2035-479	12	PLUG 1/8" NPT HEX CS
11	0702-368	12	SEAL LIP
12	2035-644	12	WHEEL 10" ALPHA BOLT ON
13	2010-899	12	CAP, HUB, RUBBER BONDED
14	0702-371	12	SNAP RING .093 x .325
15	2010-839	12	WASHER, HARD, 2.125 OD
16	8102-675	12	CAPSCREW,3/4-10UNCx1.5,GD8,ZN
17	0090-136	96	WASHER HARD 1.0 X .531 X .197
18	2035-659	96	CAPSCREW HH 1/2-13 x 1.375 GR8
19	0702-652	12	ASSEMBLY HUB 10" W/RUBBER WHEEL
20	2014-557	1	WLMT, RAIL, SMALL W/FACESEAL
21	2010-569	1	PLATE, SPROCKET PT30 REXROTH
22	2010-034	1	RING,SPROCKET,10.623
23	2010-783	1	ASSEMBLY SPROCKET PT30
24	8102-418	9	CAPSCREW,HH,1/2-13UNCx 6.0,GD8,ZN
25	0304-806	9	TUBE, SPROCKET 1.125 OD
26	0304-098	9	TOOTH,DRIVE,SPROCKET TOOTH,DRI
27	0700-124	19	NUT,TOPLLOCK,1/2-13UNC,ZN,GD8
28	8102-407	10	CAPSCREW,HH,1/2-13UNCx2.0,GD8,CAPSCREW,
29	2035-597	10	WASHER WROUGHT .531 x .886 x 0118 HARD Z
30	2035-471	1	CAPSCREW SOC HD 3/8-16 x 1
31	2035-308	2	PIN,TENSIONER,THREADED
32	8102-225	1	CAPSCREW,HH,3/8-16 UNCx1.5,GD8,ZN
33	0304-408	1	CAPSCREW,HH,3/4-10UNC3.75,GD8,CAPSCREW,
34	2014-584	1	TABLE, MACHINED LH
35	8040-786	1	NUT,HEX,NYLOCK,3/4-10 UNC,ZN
36	2035-448	1	CLEVIS END TENSIONER MACHINED
37	0090-317	1	NUT HEX 1.25-7 UNC JAM ZINC
38	0090-262	1	WASHER SAFETY S33-1.25"
39	2015-439	1	WLMT, TENSIONER BODY (from S/N: 01532)
40	2015-441	1	TUBE,BOTTOM (from S/N: 01532)

REF. NO.	PART NUMBER	QTY.	DESCRIPTION
41	0702-645	12	ASSEMBLY, HUB, 10"
42	0403-726	12	ASSY RUBBER WHEEL SERVICE 10" METAL FACE



# Chapter 6

## Mainframe

### 6-1 Chassis

RT-40 Serial # 00100 - 00999 **6-1A**

RT-40 Serial # 01000 - 01489 **6-1B**

RT-40 Serial # valid from - 01490 **6-1C**

### 6-2 Hood

RT-40 Serial # 00100 - 01127 **6-2A**

RT-40 Serial # 01128 - 01489 **6-2B**

RT-40 Serial # valid from - 01490 **6-2C**

**\* Parts manuals are updated frequently. To ensure current parts information, always refer to the latest version of this manual (posted online, consult your dealer).**

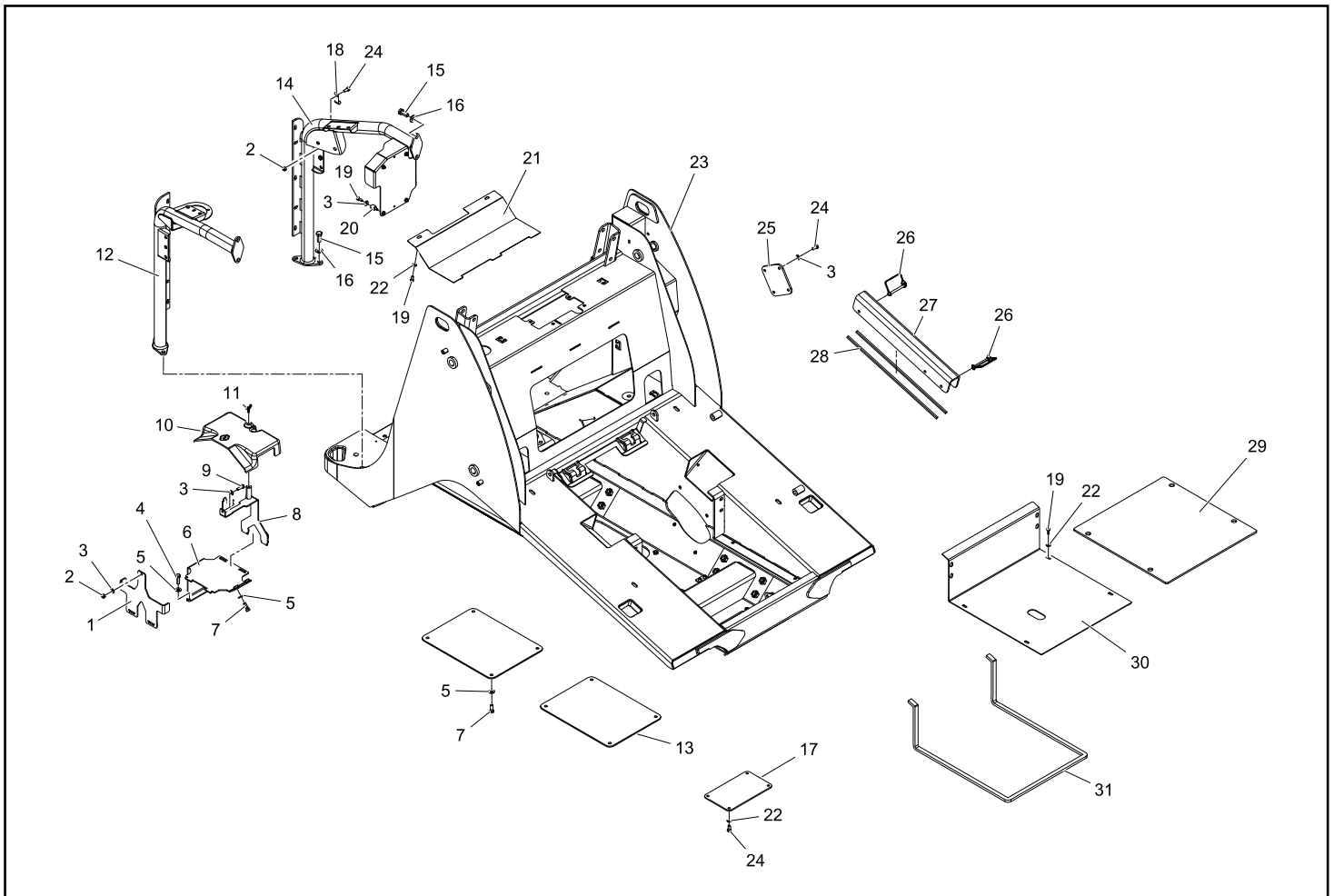
**NOTE:** When ordering parts that are painted, a specific part number format is required. Please refer to page II of this manual for paint code and ordering information.

# CHASSIS

RT-40 00100 - 00999

Chapter 6

REF. NO.	PART NUMBER	QTY.	DESCRIPTION	REF. NO.	PART NUMBER	QTY.	DESCRIPTION
1	2014-181	1	HOLD DOWN BATTERY OUTER				
2	8040-426	2	NUT,HEX,NYLOCK,5/16-18 UNC,ZN				
3	8050-222	10	WASHER,WROUGHT,1/4,STD,ZN				
4	8102-224	2	CAPSCREW,HH,3/8-16UNCx1.25,GD8,ZN				
5	8050-262	12	WASHER,WROUGHT,5/16,STD,ZN				
6	2014-773	1	WLMT BATTERY TRAY				
7	8102-222	10	CAPSCREW,HH,3/8-16 UNCx1.0,GD8,ZN				
8	2014-461	1	WLMT, HOLD DOWN BATTERY				
9	8102-132	1	CAPSCREW,HH,5/16-18UNCx1.0 GD8 ,ZN				
10	2014-620	1	COVER BATTERY				
11	0090-653	1	SCREW, 1/4 - 20 X .50 WING				
12	2014-218	1	WLMT TOWER SUPPORT RH				
13	2014-508	2	PLATE BELLY 11 X 14.75				
14	2014-217	1	WLMT TOWER SUPPORT LH				
15	8102-404	8	CAPSCREW,HH 1/2-13UNCx1.25 GD8 ZN				
16	8050-348	8	WASHER,1/2,SAE,ZN 1.06 OD x .531 ID x .0				
17	2096-465	1	COVER ACCESS 5X9				
18	0090-473	1	J CLAMP 1/2"				
19	8102-040	10	CAPSCREW,HH,1/4-20 UNCx.75,GD8 ZN				
20	2095-428	4	MNT RUBBER ECM				
21	2014-451	1	PLATE, HEAT SHIELD				
22	8050-221	10	WASHER,FLAT,1/4,SAE				
23	2014-050	1	WLMNT, CHASSIS				
24	8102-130	9	CAPSCREW,HH 5/16-18x3/4,GR8				
25	7000-019	1	SSL, MF. ACCESS COVER PLATE				
26	0201-477	2	PIN,LOCKING,D-RING,3"				
27	2010-443	1	STOP LOADER				
28	2014-686	2	LOCKOUT EDGE FOAM 19.25" X 1/4" X 1/4"				
29	2014-695	1	MAT FLOOR				
30	2014-224	1	PLATE, FLOOR PAN				
31	2014-783	1	SEAL, FOAM .625" X 72" X .375"				

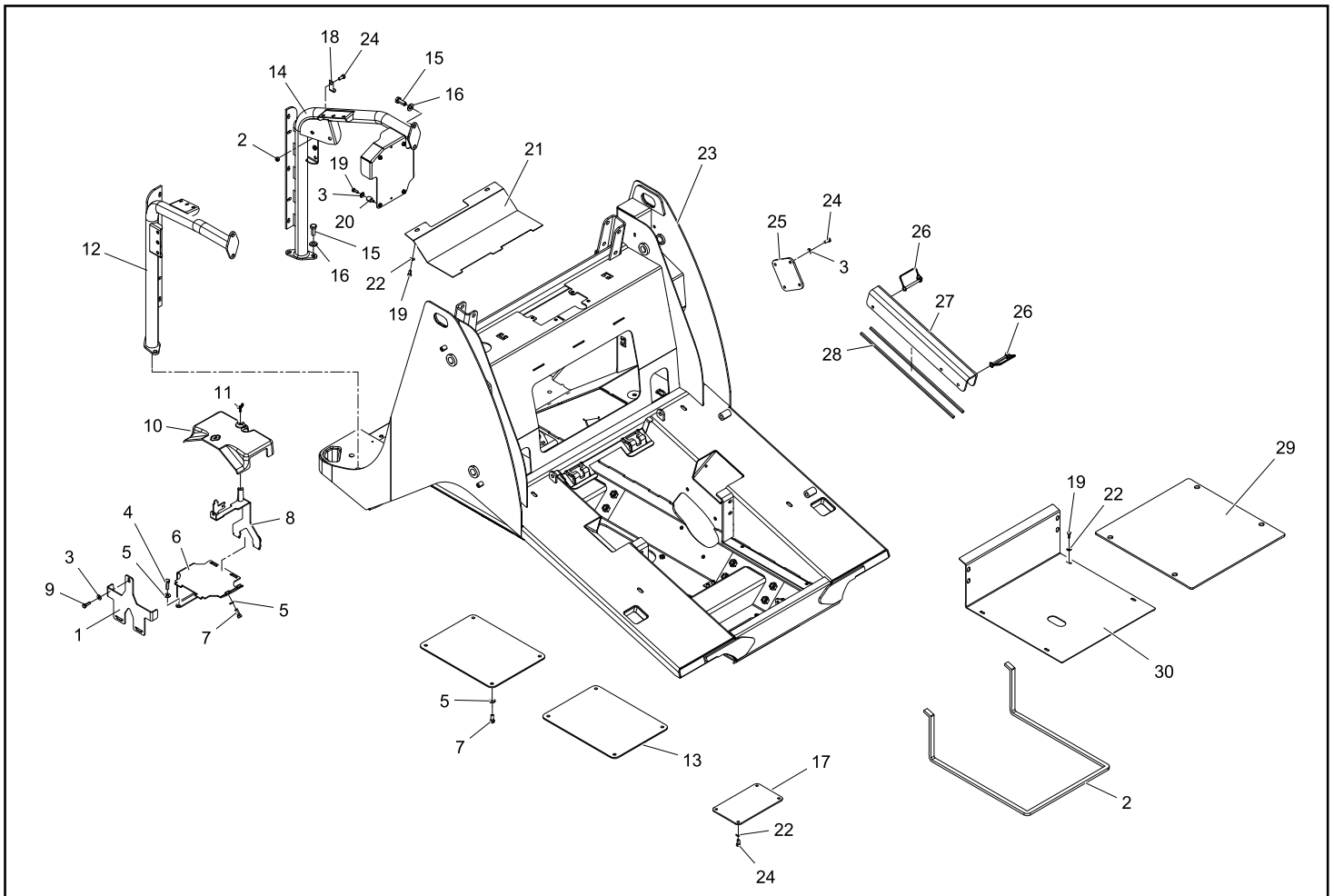


# CHASSIS

RT-40 01000 - 01489

Chapter 6

REF. NO.	PART NUMBER	QTY.	DESCRIPTION	REF. NO.	PART NUMBER	QTY.	DESCRIPTION
1	2014-181	1	HOLD DOWN BATTERY OUTER				
2	2014-783	1	SEAL, FOAM .625" X 72" X .375"				
3	8050-222	9	WASHER, WROUGHT, 1/4, STD, ZN				
4	8102-224	2	CAPSCREW, HH, 3/8-16UNCx1.25, GD8, ZN				
5	8050-262	12	WASHER, WROUGHT, 5/16, STD, ZN				
6	2014-773	1	WLMT BATTERY TRAY				
7	8102-222	10	CAPSCREW, HH, 3/8-16 UNCx1.0, GD8, ZN				
8	2014-461	1	WLMT, HOLD DOWN BATTERY				
9	8102-132	1	CAPSCREW, HH, 5/16-18UNCx1.0 GD8 ,ZN				
10	2014-620	1	COVER BATTERY				
11	0090-653	1	SCREW, 1/4 - 20 X .50 WING				
12	2014-959	1	WLMT, TOWER SUPPORT RH				
13	2014-508	2	PLATE BELLY 11 X 14.75				
14	2014-217	1	WLMT TOWER SUPPORT LH				
15	8102-404	8	CAPSCREW, HH 1/2-13UNCx1.25 GD8 ZN				
16	8050-348	8	WASHER, 1/2, SAE, ZN 1.06 OD x .531 ID x .0				
17	2096-465	1	COVER ACCESS 5X9				
18	0090-473	1	J CLAMP 1/2"				
19	8102-040	10	CAPSCREW, HH, 1/4-20 UNCx.75, GD8 ZN				
20	2095-428	4	MNT RUBBER ECM				
21	2014-451	1	PLATE, HEAT SHIELD				
22	8050-221	10	WASHER, FLAT, 1/4, SAE				
23	2014-050	1	WLMNT, CHASSIS				
24	8102-130	9	CAPSCREW, HH 5/16-18x3/4, GR8				
25	7000-019	1	SSL, MF. ACCESS COVER PLATE				
26	0201-477	2	PIN, LOCKING, D-RING, 3"				
27	2010-443	1	STOP LOADER				
28	2014-686	2	LOCKOUT EDGE FOAM 19.25" X 1/4" X 1/4"				
29	2014-695	1	MAT FLOOR				
30	2014-224	1	PLATE, FLOOR PAN				

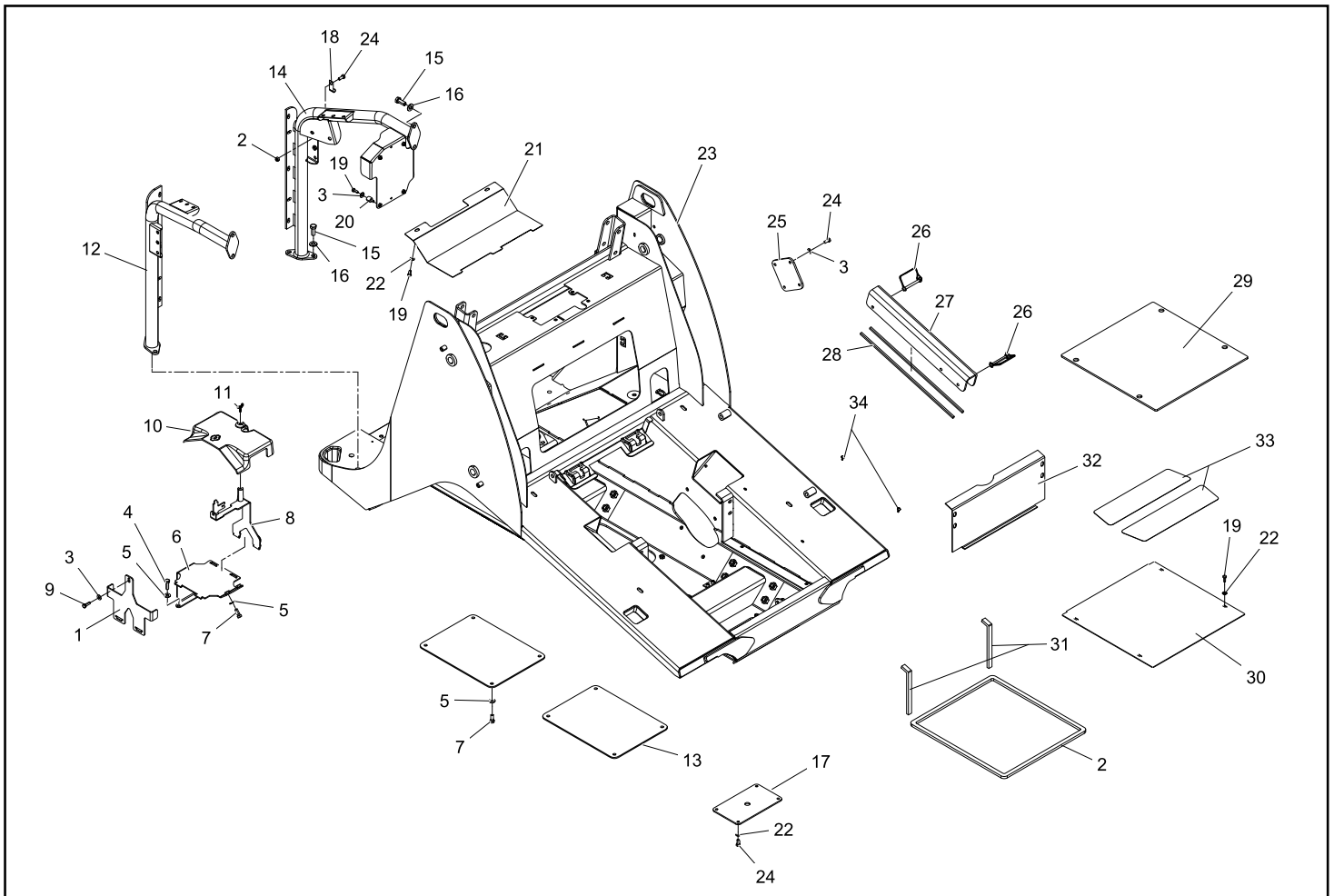


# CHASSIS

RT-40 valid from 01490

Chapter 6

REF. NO.	PART NUMBER	QTY.	DESCRIPTION	REF. NO.	PART NUMBER	QTY.	DESCRIPTION
1	2014-181	1	HOLD DOWN BATTERY OUTER				
2	2014-783	1	SEAL, FOAM .625" X 72" X .375"				
3	8050-222	9	WASHER, WROUGHT, 1/4, STD, ZN				
4	8102-224	2	CAPSCREW, HH, 3/8-16UNCx1.25, GD8, ZN				
5	8050-262	12	WASHER, WROUGHT, 5/16, STD, ZN				
6	2014-773	1	WLMT BATTERY TRAY				
7	8102-222	10	CAPSCREW, HH, 3/8-16 UNCx1.0, GD8, ZN				
8	2014-461	1	WLMT, HOLD DOWN BATTERY				
9	8102-132	1	CAPSCREW, HH, 5/16-18UNCx1.0 GD8 ,ZN				
10	2015-275	1	COVER BATTERY				
11	0090-653	1	SCREW, 1/4 - 20 X .50 WING				
12	2014-959	1	WLMT, TOWER SUPPORT RH				
13	2014-508	2	PLATE BELLY 11 X 14.75				
14	2014-217	1	WLMT TOWER SUPPORT LH				
15	8102-404	8	CAPSCREW, HH 1/2-13UNCx1.25 GD8 ZN				
16	8050-348	8	WASHER, 1/2, SAE, ZN 1.06 OD x .531 ID x .0				
17	2014-998	1	COVER, BELLY PAN 5X9				
18	0090-473	1	J CLAMP 1/2"				
19	8102-040	10	CAPSCREW, HH, 1/4-20 UNCx.75, GD8 ZN				
20	2095-428	4	MNT RUBBER ECM				
21	2014-451	1	PLATE, HEAT SHIELD				
22	8050-221	10	WASHER, FLAT, 1/4, SAE				
23	2014-050	1	WLMNT, CHASSIS				
24	8102-130	9	CAPSCREW, HH 5/16-18x3/4, GR8				
25	7000-019	1	SSL, MF. ACCESS COVER PLATE				
26	0201-477	2	PIN, LOCKING, D-RING, 3"				
27	2010-443	1	STOP LOADER				
28	2014-686	2	LOCKOUT EDGE FOAM 19.25" X 1/4" X 1/4"				
29	2014-695	1	MAT FLOOR				
30	2015-061	1	PLATE, FLOOR PAN 1/2				
31	2015-064	2	SEAL, FOAM .625" X 8.500" X .500"				
32	2015-062	1	PLATE, FLOOR PAN 2/2				
33	0304-496	2	PAD, SKID ANTI-SKID, BLACK W/ ADHESIVE				
34	2015-406	2	PUSH IN PLUG 5MM HOLE 7MM (from S/N: 01509)				

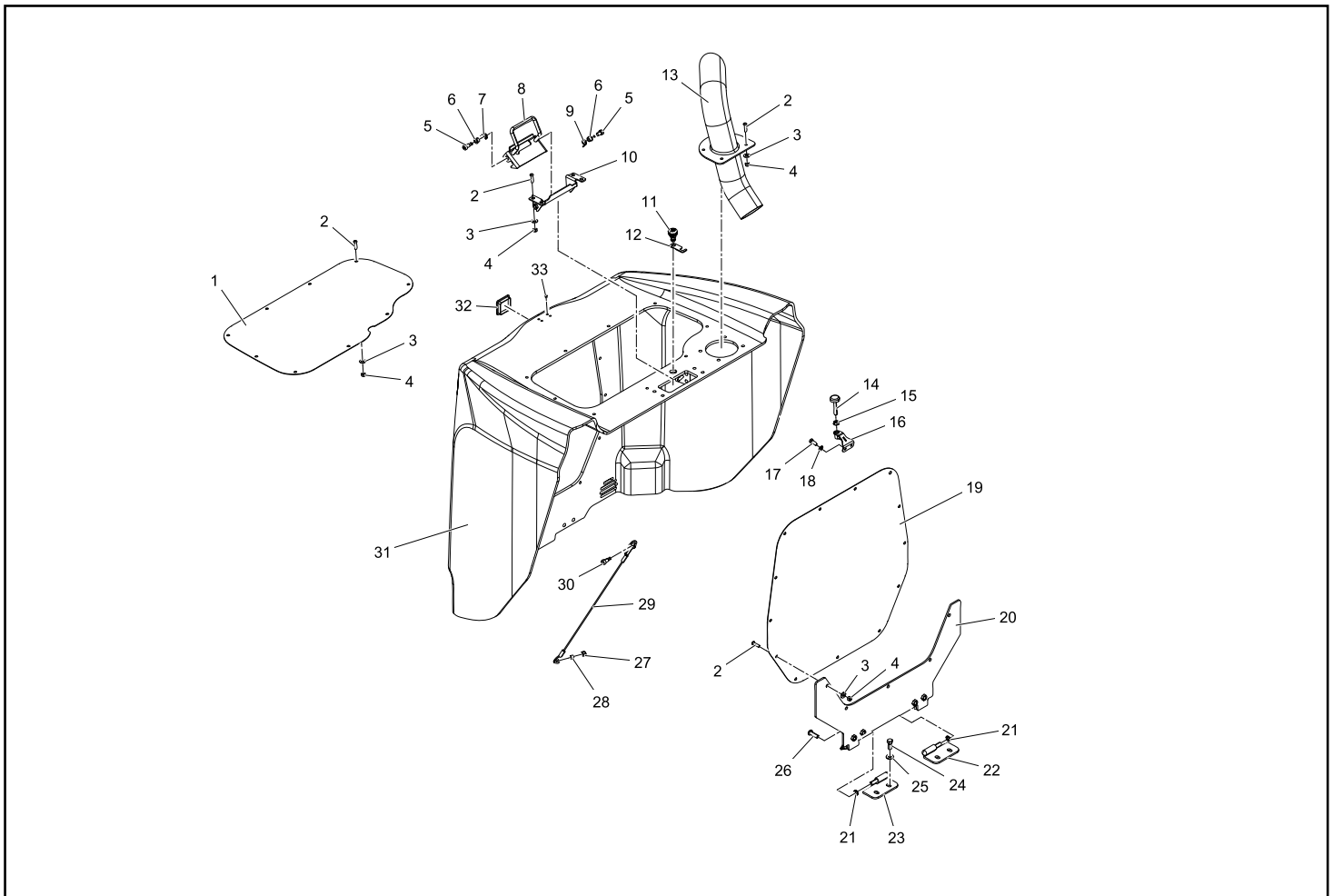


# HOOD ASSEMBLY

RT-40 00100 - 01127

Chapter 6

REF. NO.	PART NUMBER	QTY.	DESCRIPTION	REF. NO.	PART NUMBER	QTY.	DESCRIPTION
1	2014-208	1	HOOD SCREEN TOP				
2	0090-457	30	CAPSCREW 1/4-20 X 1" ZINC BUTTON SOCKET				
3	8050-222	30	WASHER,WROUGHT,1/4,STD,ZN				
4	8040-366	30	NUT,HEX,NYLOCK,1/4-20 UNC,ZN				
5	0090-137	2	BOLT 3/8 SHLDR x1/2 x5/16 -18				
6	0090-139	2	BUSHING PLASTIC .5 OD X .38 ID				
7	2095-273	1	SPRING TORSION HOOD LATCH LH				
8	2014-498	1	WLMT, LATCH, HOOD, TOP				
9	2095-274	1	SPRING TORSION HOOD LATCH RH				
10	2014-718	1	HOOD LATCH ASSY				
11	2030-387	1	LOCK SOUTHCO CM-99-1				
12	2014-736	1	PAWL, LOCKING				
13	2014-280	1	WLMT, TAILPIPE				
14	0090-522	2	STOP LAPBAR				
15	0300-485	2	NUT,WHIZ LOCK,5/16-18 NC				
16	2014-523	2	WLMT, HOOD STOP				
17	8102-040	4	CAPSCREW,HH,1/4-20 UNCx.75,GD8 ZN				
18	8050-221	4	WASHER,FLAT,1/4,SAE				
19	2014-207	1	HOOD SCREEN REAR				
20	2014-746	1	WLMT HINGE HOOD				
21	0403-503	2	BUSHING WELD HINGE 3-15/16 W/ GRS ZRK				
22	2014-743	1	WLMT HINGE FRAME LH				
23	2014-744	1	WLMT HINGE FRAME RH				
24	8102-222	4	CAPSCREW,HH,3/8-16 UNCx1.0,GD8,ZN				
25	8050-262	4	WASHER,WROUGHT,5/16,STD,ZN				
26	0090-694	4	SCREW, SHBH 3/8-16 X 1.25 ZNC				
27	8040-426	2	NUT,HEX,NYLOCK,5/16-18 UNC,ZN				
28	2014-761	2	BUSHING, CABLE MOUNT				
29	2014-543	2	CABLE, HOOD RESTRAINT				
30	0090-137	2	BOLT 3/8 SHLDR x1/2 x5/16 -18				
31	2014-201	1	HOOD				
32	2014-776	1	PLUG, SQUARE - 2.50				
33	0200-317	4	PLUG,HOLE,1/4"				

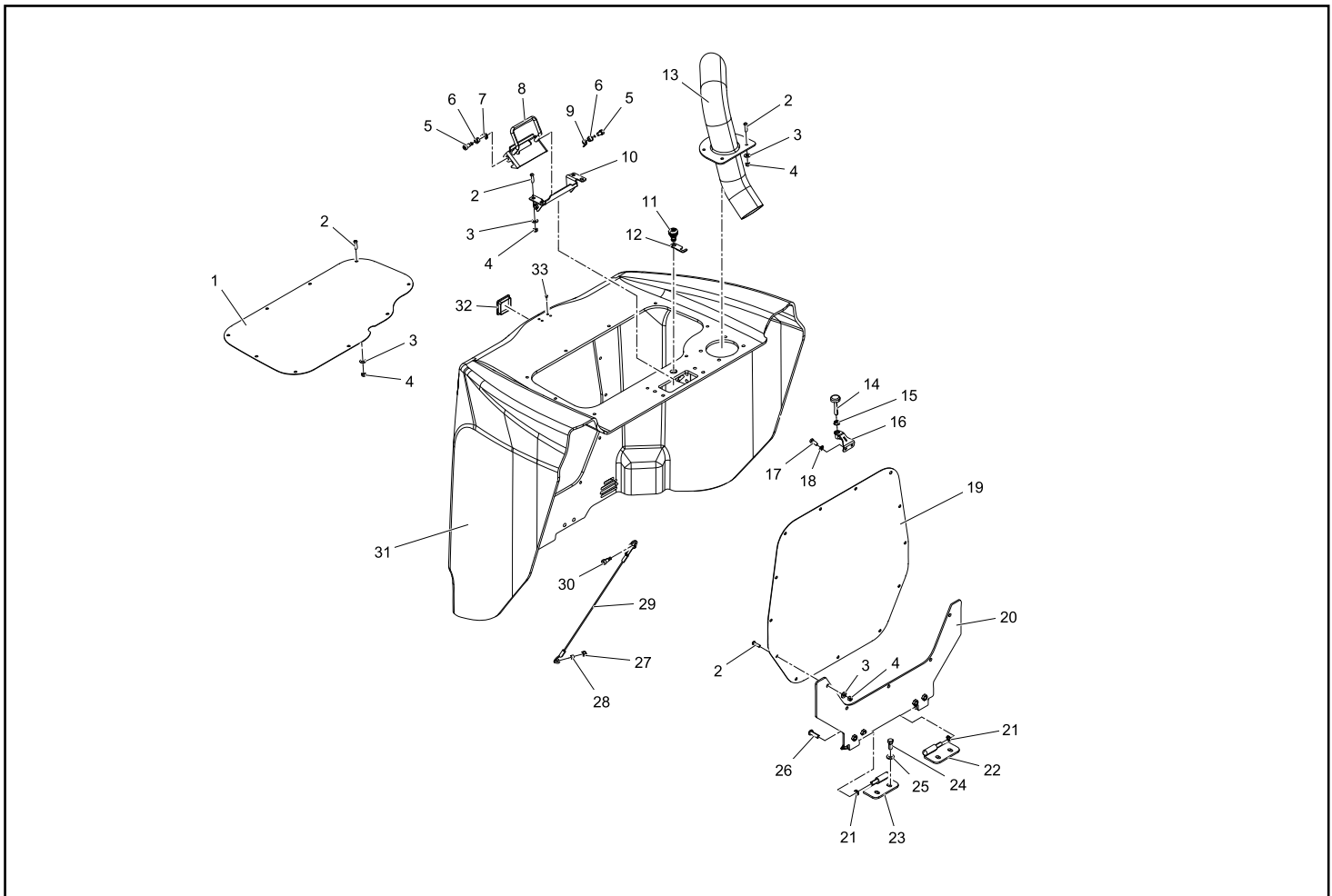


# HOOD ASSEMBLY

RT-40 01128 - 01490

Chapter 6

REF. NO.	PART NUMBER	QTY.	DESCRIPTION	REF. NO.	PART NUMBER	QTY.	DESCRIPTION
1	2014-208	1	HOOD SCREEN TOP				
2	0090-457	30	CAPSCREW 1/4-20 X 1" ZINC BUTTON SOCKET				
3	8050-222	30	WASHER,WROUGHT,1/4,STD,ZN				
4	8040-366	30	NUT,HEX,NYLOCK,1/4-20 UNC,ZN				
5	0090-137	2	BOLT 3/8 SHLDR x1/2 x5/16 -18				
6	0090-139	2	BUSHING PLASTIC .5 OD X .38 ID				
7	2095-273	1	SPRING TORSION HOOD LATCH LH				
8	2014-498	1	WLMT, LATCH, HOOD, TOP				
9	2095-274	1	SPRING TORSION HOOD LATCH RH				
10	2014-718	1	HOOD LATCH ASSY				
11	2030-387	1	LOCK SOUTHCO CM-99-1				
12	2014-736	1	PAWL, LOCKING				
13	2014-280	1	WLMT, TAILPIPE				
14	0090-522	2	STOP LAPBAR				
15	0300-485	2	NUT,WHIZ LOCK,5/16-18 NC				
16	2014-523	2	WLMT, HOOD STOP				
17	8102-040	4	CAPSCREW,HH,1/4-20 UNCx.75,GD8 ZN				
18	8050-221	4	WASHER,FLAT,1/4,SAE				
19	2014-207	1	HOOD SCREEN REAR				
20	2014-746	1	WLMT HINGE HOOD				
21	0403-503	2	BUSHING WELD HINGE 3-15/16 W/ GRS ZRK				
22	2014-743	1	WLMT HINGE FRAME LH				
23	2014-744	1	WLMT HINGE FRAME RH				
24	8102-222	4	CAPSCREW,HH,3/8-16 UNCx1.0,GD8,ZN				
25	8050-262	4	WASHER,WROUGHT,5/16,STD,ZN				
26	0090-694	4	SCREW, SHBH 3/8-16 X 1.25 ZNC				
27	8040-426	2	NUT,HEX,NYLOCK,5/16-18 UNC,ZN				
28	2014-761	2	BUSHING, CABLE MOUNT				
29	2014-543	2	CABLE, HOOD RESTRAINT				
30	0090-137	2	BOLT 3/8 SHLDR x1/2 x5/16 -18				
31	2014-201	1	HOOD				
32	0090-775	1	PLUG, RECTANGULAR - 3 X 4				
33	0200-317	4	PLUG,HOLE,1/4"				

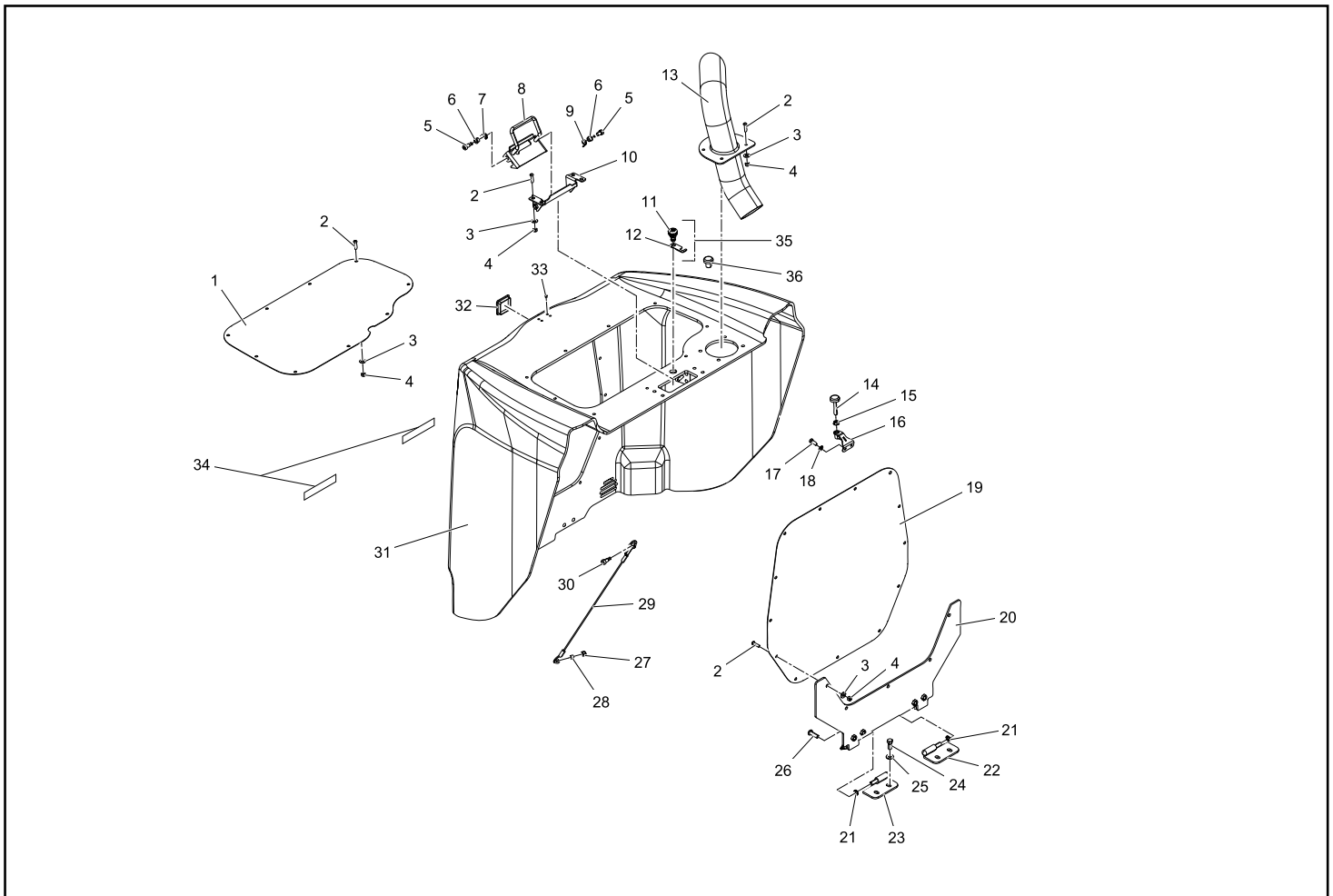


# HOOD ASSEMBLY

RT-40 valid from 01490

Chapter 6

REF. NO.	PART NUMBER	QTY.	DESCRIPTION	REF. NO.	PART NUMBER	QTY.	DESCRIPTION
1	2014-208	1	HOOD SCREEN TOP				
2	8102-042	30	CAPSCREW,HH,1/4-20UNCx1.0,GD8				
3	8050-222	60	WASHER,WROUGHT,1/4,STD,ZN				
4	8040-366	30	NUT,HEX,NYLOCK,1/4-20 UNC,ZN				
5	0090-137	2	BOLT 3/8 SHLDR x1/2 x5/16 -18				
6	0090-139	2	BUSHING PLASTIC .5 OD X .38 ID				
7	2095-273	1	SPRING TORSION HOOD LATCH LH				
8	2014-498	1	WLMT, LATCH, HOOD, TOP				
9	2095-274	1	SPRING TORSION HOOD LATCH RH				
10	2014-718	1	HOOD LATCH ASSY				
11	2030-387	1	LOCK SOUTHCO CM-99-1				
12	2014-736	1	PAWL, LOCKING				
13	2014-280	1	WLMT, TAILPIPE				
14	0090-522	2	STOP LAPBAR				
15	0300-485	2	NUT,WHIZ LOCK,5/16-18 NC				
16	2014-523	2	WLMT, HOOD STOP				
17	8102-040	4	CAPSCREW,HH,1/4-20 UNCx.75,GD8 ZN				
18	8050-221	4	WASHER,FLAT,1/4,SAE				
19	2014-207	1	HOOD SCREEN REAR				
20	2014-746	1	WLMT HINGE HOOD				
21	0403-503	2	BUSHING WELD HINGE 3-15/16 W/ GRS ZRK				
22	2014-743	1	WLMT HINGE FRAME LH				
23	2014-744	1	WLMT HINGE FRAME RH				
24	8102-222	4	CAPSCREW,HH,3/8-16 UNCx1.0,GD8,ZN				
25	8050-262	4	WASHER,WROUGHT,5/16,STD,ZN				
26	0090-694	4	SCREW, SHBH 3/8-16 X 1.25 ZNC				
27	8040-426	2	NUT,HEX,NYLOCK,5/16-18 UNC,ZN				
28	2014-761	2	BUSHING, CABLE MOUNT				
29	2014-543	2	CABLE, HOOD RESTRAINT				
30	0090-137	2	BOLT 3/8 SHLDR x1/2 x5/16 -18				
31	2014-201	1	HOOD				
32	0090-775	1	PLUG, RECTANGULAR - 3 X 4				
33	0200-317	4	PLUG,HOLE,1/4"				
34	2018-048	2	REFLECTOR, ADHESIVE				
35	2015-402	1	KIT, LOCK (OPTIONAL)				
36	0090-736	1	PLUG				



# Chapter 7

## Cab / Heating

### **7-1 Cab**

RT-40 Serial # 00100 - 01489    **7-1A**

RT-40 Serial # valid from - 01490    **7-1B**

### **7-2 Cab Interior / Headliner**

RT-40 Serial # valid from - 00100    **7-2A**

### **7-3 Door / Windows / Wiper**

RT-40 Serial # 00100 - 01489    **7-3A**

RT-40 Serial # 01490 - 01601    **7-3B**

RT-40 Serial # valid from - 01602    **7-3C**

### **7-4 Suspension Seat / Seatbelt Assemblies**

RT-40 Serial # valid from - 00100    **7-4A**

### **7-5 Standard Seat Assembly**

RT-40 Serial # valid from - 01490    **7-5A**

### **7-6 Heater**

RT-40 Serial # 00100 - 00999    **7-6A**

RT-40 Serial # 01000 - 01489    **7-6B**

RT-40 Serial # valid from - 01490    **7-6C**

### **7-7 HVAC**

RT-40 Serial # 01000 - 01489    **7-7A**

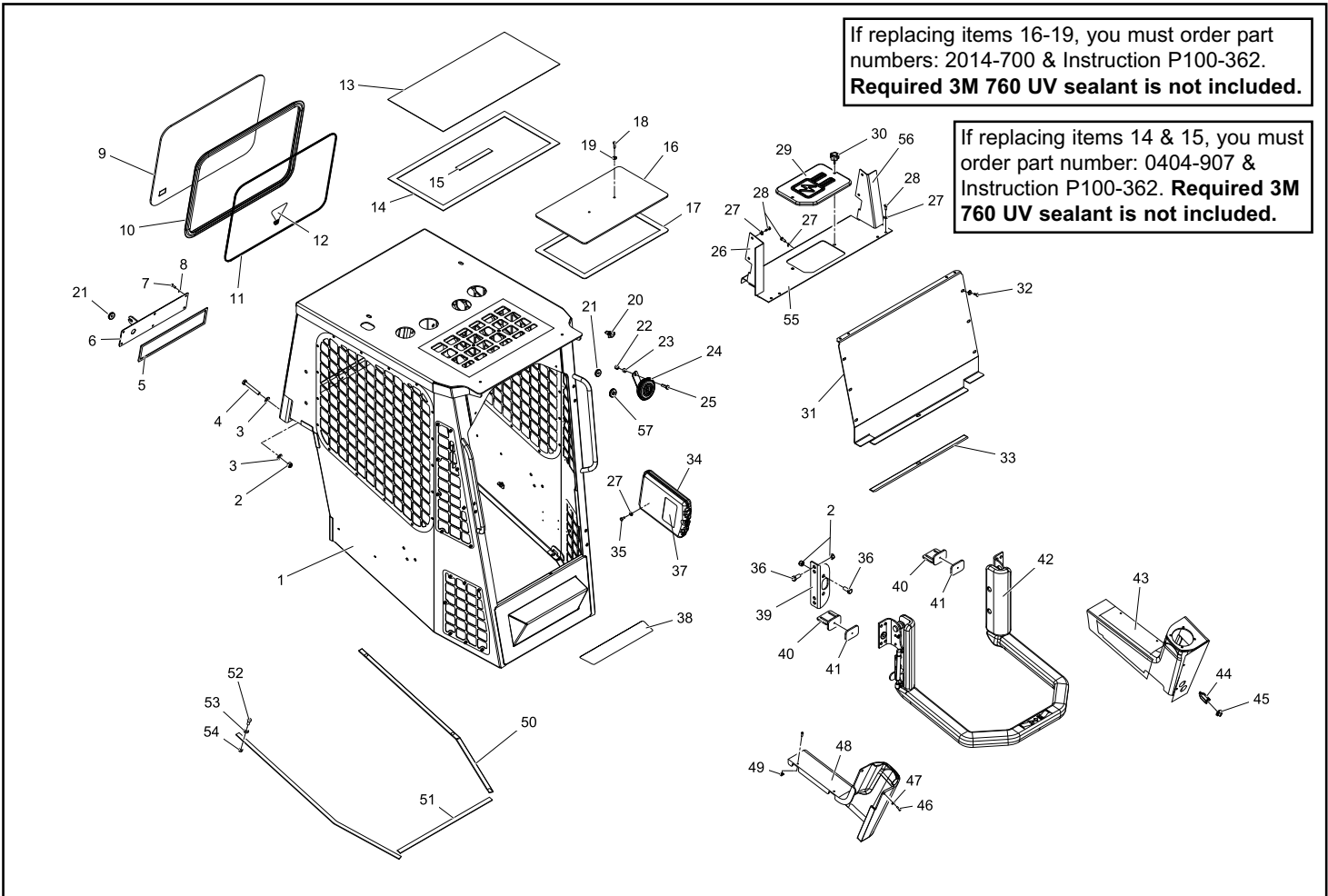
RT-40 Serial # valid from - 01490    **7-7A**

**\* Parts manuals are updated frequently. To ensure current parts information, always refer to the latest version of this manual (posted online, consult your dealer).**

**NOTE:** When ordering parts that are painted, a specific part number format is required. Please refer to page II of this manual for paint code and ordering information.

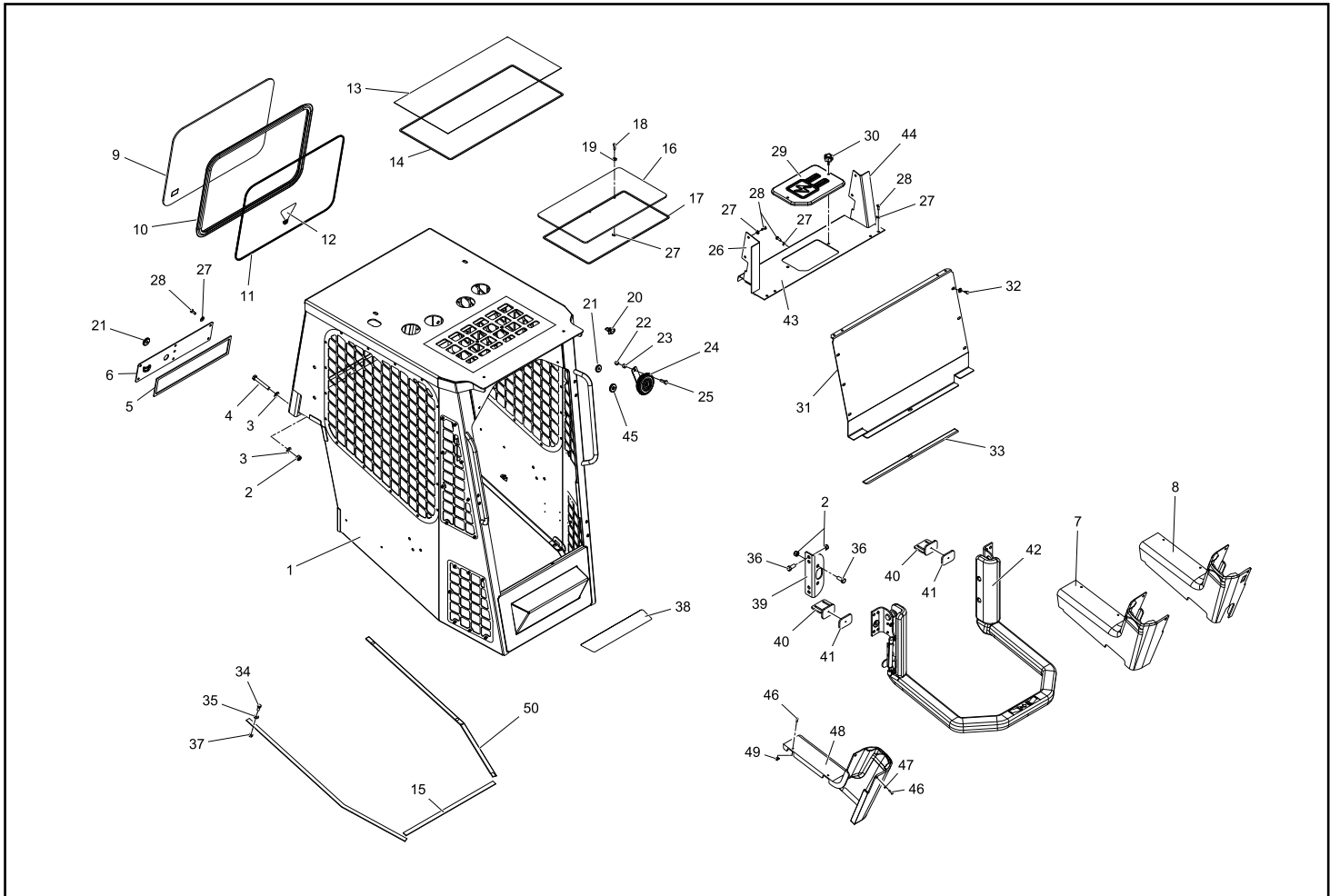
REF. NO.	PART NUMBER	QTY.	DESCRIPTION
1	2014-124	1	ROPS CTL
2	8040-606	10	NUT,HEX,NYLOCK,1/2-13 UNC,ZN
3	8050-348	8	WASHER,1/2,SAE,ZN 1.06 OD x .531 ID x .0
4	8102-413	4	CAPSCREW,HH,1/2-13 UNCx3.5,GD8,ZN
5	2014-551	1	SEAL, LIGHT MOUNT
6	2014-549	1	WLMT LIGHT MOUNT
7	0090-700	6	CAPSCREW STEEL BUTTON SOCKET HEX DRIVE Z
8	8050-157	6	WASHER,WROUGHT, #10 3/16,STD,ZN
9	2014-476	1	WINDOW REAR
10	0090-532	1	85" PRECUT, SEAL .125 OFFSET WINDOW LOCK
11	0090-533	1	85" PRECUT, SEAL, FILLER STRIP
12	0201-748	1	ASSY,TAG,EMERGENCY EXIT
13	SEE NOTE	1	COVER, ROPS ROOF
14	SEE NOTE	1	SEAL, OUTER ROOF
15	2014-754	1	SEAL, INNER ROOF
16	SEE NOTE	1	PANEL ROOF POLYCARBONATE
17	SEE NOTE	1	SEAL, ROOF PANEL
18	SEE NOTE	2	CAPSCREW, HH 1/4-20UNC 1" GD8 ZN FULLY
19	SEE NOTE	2	WASHER 3/4"-5/16" RUBBER BONDED GALVAN
20	0310-237	1	RECEPTACLE, POWER
21	2075-638	3	GROMMET WEB
22	8040-486	1	NUT,HEX,NYLOCK,3/8-16 UNC,ZN
23	0201-628	1	SPACER,CLAMP
24	0304-478	1	HORN - 164-9425
25	8102-224	1	CAPSCREW,HH,3/8-16UNCx1.25,GD8,ZN
26	2014-434	1	POST COVER RH
27	8050-222	17	WASHER,WROUGHT,1/4,STD,ZN
28	8102-040	11	CAPSCREW,HH,1/4-20 UNCx.75,GD8 ZN
29	2076-288	1	COVER FUSE PANEL
30	0090-521	2	KNOB 1/4-20 UNC 2A MALE
31	2014-611	1	WLMT, FIREWALL
32	8102-039	6	CAPSCREW,HH,1/4-20UNCx.625,GD8
33	2014-714	1	SEAL ROPS LOWER REAR
34	0304-318	1	BOX, OWNERS MANUAL BOX, OWNER
35	8102-039	2	CAPSCREW,HH,1/4-20UNCx.625,GD8
36	8102-404	6	CAPSCREW,HH 1/2-13UNCx1.25 GD8 ZN
37	2030-422	1	DECAL MANUAL BOX (NO TEXT)
38	2014-496	1	PAD, ANTI-SKID
39	2014-270	1	MOUNT, LAPBAR RH
40	0200-320	2	WLMT,STOP LAP BAR

REF. NO.	PART NUMBER	QTY.	DESCRIPTION
41	0200-321	2	PAD,RUBBER,W/ADHESIVE
42	0304-019	1	ASSY,LAP BAR CATERPILL
43	2014-239	1	JOYSTICK CONSOLE LH
44	0200-264	1	HOUSING,POWER SOURCE WAY TEK #
45	0200-265	1	CAP,HOUSING,POWER SOURCE WAYTEK #1
46	0090-746	4	CAPSCREW, #10-24x 3/4, SOCKET BUTTON HEA
47	0090-747	4	WASHER FINISHING, BLACK OXIDE FINISH, CO
48	2014-240	1	JOYSTICK CONSOLE RH
49	0090-163	4	NUT U 10-24 UNC
50	2014-712	2	SEAL ROPS LOWER SIDE
51	2014-713	1	SEAL ROPS LOWER FRONT
52	8102-222	6	CAPSCREW,HH,3/8-16 UNCx1.0,GD8,ZN
53	8050-262	6	WASHER,WROUGHT,5/16,STD,ZN
54	0314-269	6	NUT,FLANGE,TOPLK,3/8-16UNC,GDG,ZN
55	2014-386	1	WLMT, UPPER FIREWALL PANEL
56	2014-433	1	POST COVER LH
57	0090-551	2	GROMMET HOLE PLUG



REF. NO.	PART NUMBER	QTY.	DESCRIPTION
1	2014-124	1	ROPS CTL
2	8040-606	10	NUT,HEX,NYLOCK,1/2-13 UNC,ZN
3	8050-348	8	WASHER,1/2,SAE,ZN 1.06 OD x .531 ID x .0
4	8102-413	4	CAPSCREW,HH,1/2-13 UNCx3.5,GD8,ZN
5	2014-551	1	SEAL, LIGHT MOUNT
6	2015-346	1	WLMT REAR LIGHT MOUNT
7	2015-259	1	JOYSTICK CONSOLE LH (STANDARD / HVAC)
8	2015-249	1	CONSOLE JOYSTICK LH (HEAT ONLY)
9	2014-476	1	WINDOW REAR
10	0090-532	1	85" PRECUT, SEAL .125 OFFSET WINDOW LOCK
11	0090-533	1	85" PRECUT, SEAL, FILLER STRIP
12	0201-748	1	ASSY,TAG,EMERGENCY EXIT
13	2014-751	1	COVER, ROPS ROOF
14	0404-907	1	FOAM, CLOSED CELL, VINYL TAPE .062" X .25" X 6.67FT
15	2014-713	1	SEAL ROPS LOWER FRONT
16	2095-705	1	PANEL ROOF POLYCARBONATE
17	0404-906	1	FOAM, CLOSED CELL, VINYL TAPE .062" X .25" X 5FT
18	8102-042	2	CAPSCREW, HH 1/4-20UNC 1" GD8 ZN FULLY
19	0090-325	2	WASHER 3/4"-5/16" RUBBER BONDED GALVAN
20	0310-237	1	RECEPTACLE, POWER
21	2075-638	3	GROMMET WEB
22	8040-486	1	NUT,HEX,NYLOCK,3/8-16 UNC,ZN
23	0201-628	1	SPACER,CLAMP
24	0304-478	1	HORN - 164-9425
25	8102-224	1	CAPSCREW,HH,3/8-16UNCx1.25,GD8,ZN
26	2014-434	1	POST COVER RH
27	8050-222	23	WASHER,WROUGHT,1/4,STD,ZN
28	8102-040	17	CAPSCREW,HH,1/4-20 UNCx.75,GD8 ZN
29	2076-288	1	COVER FUSE PANEL
30	0090-521	2	KNOB 1/4-20 UNC 2A MALE
31	2014-611	1	WLMT, FIREWALL
32	8102-039	6	CAPSCREW,HH,1/4-20UNCx.625,GD8
33	2014-714	1	SEAL ROPS LOWER REAR
34	8102-222	6	CAPSCREW,HH,3/8-16 UNCx1.0,GD8,ZN
35	8050-262	6	WASHER,WROUGHT,5/16,STD,ZN
36	8102-404	6	CAPSCREW,HH 1/2-13UNCx1.25 GD8 ZN
37	0314-269	6	NUT,FLANGE,TOPLK,3/8-16UNC,GD8,ZN
38	2014-496	1	PAD, ANTI-SKID
39	2014-270	1	MOUNT, LAPBAR RH
40	0200-320	2	WLMT,STOP LAP BAR

REF. NO.	PART NUMBER	QTY.	DESCRIPTION
41	0200-321	2	PAD,RUBBER,W/ADHESIVE
42	0304-019	1	ASSY,LAP BAR
43	2014-386	1	WLMT, UPPER FIREWALL PANEL
44	2014-433	1	POST COVER LH
45	0090-551	2	GROMMET HOLE PLUG
46	0090-746	4	CAPSCREW, #10-24x 3/4, SOCKET BUTTON HEA
47	0090-747	4	WASHER FINISHING, BLACK OXIDE FINISH, CO
48	2014-240	1	JOYSTICK CONSOLE RH
49	0090-163	4	NUT U 10-24 UNC
50	2014-712	2	SEAL ROPS LOWER SIDE



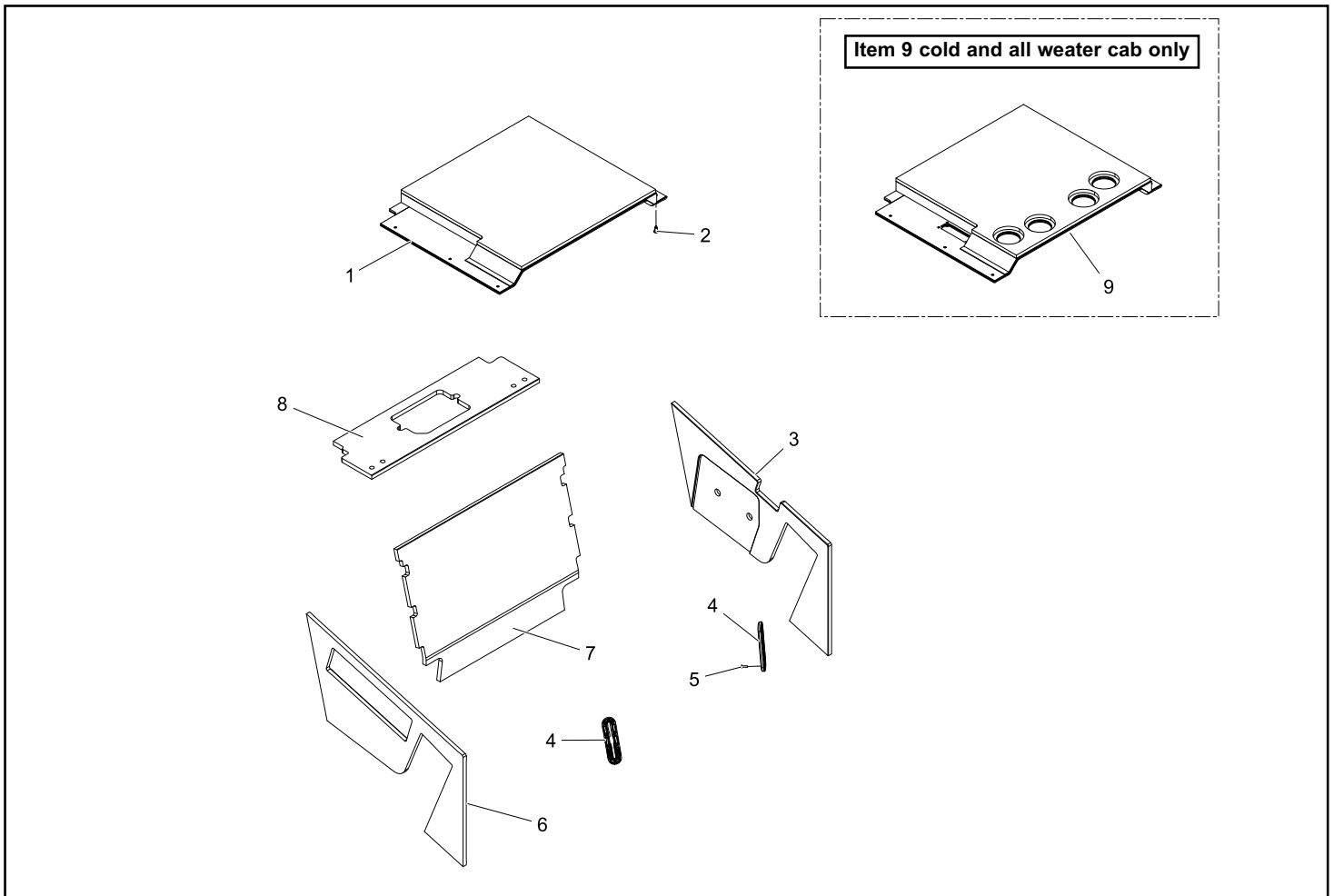
# INTERIOR / HEADLINER

RT-40 valid from 00100

Chapter 7

REF. NO.	PART NUMBER	QTY.	DESCRIPTION
1	2014-792	1	HEADLINER, OPEN ROPS
2	0090-019	6	CLIP TREE
3	2014-251	1	PANEL, INTERIOR LH
4	0404-791	2	TRACK, RAM MOUNT
5	0090-746	16	CAPSCREW, #10-24x 3/4, SOCKET BUTTON HEA
6	2014-252	1	PANEL, INTERIOR RH
7	2014-253	1	PANEL, FIREWALL
8	2014-254	1	PANEL, REAR SHELF
9	2014-601	1	HEADLINER, FORMED

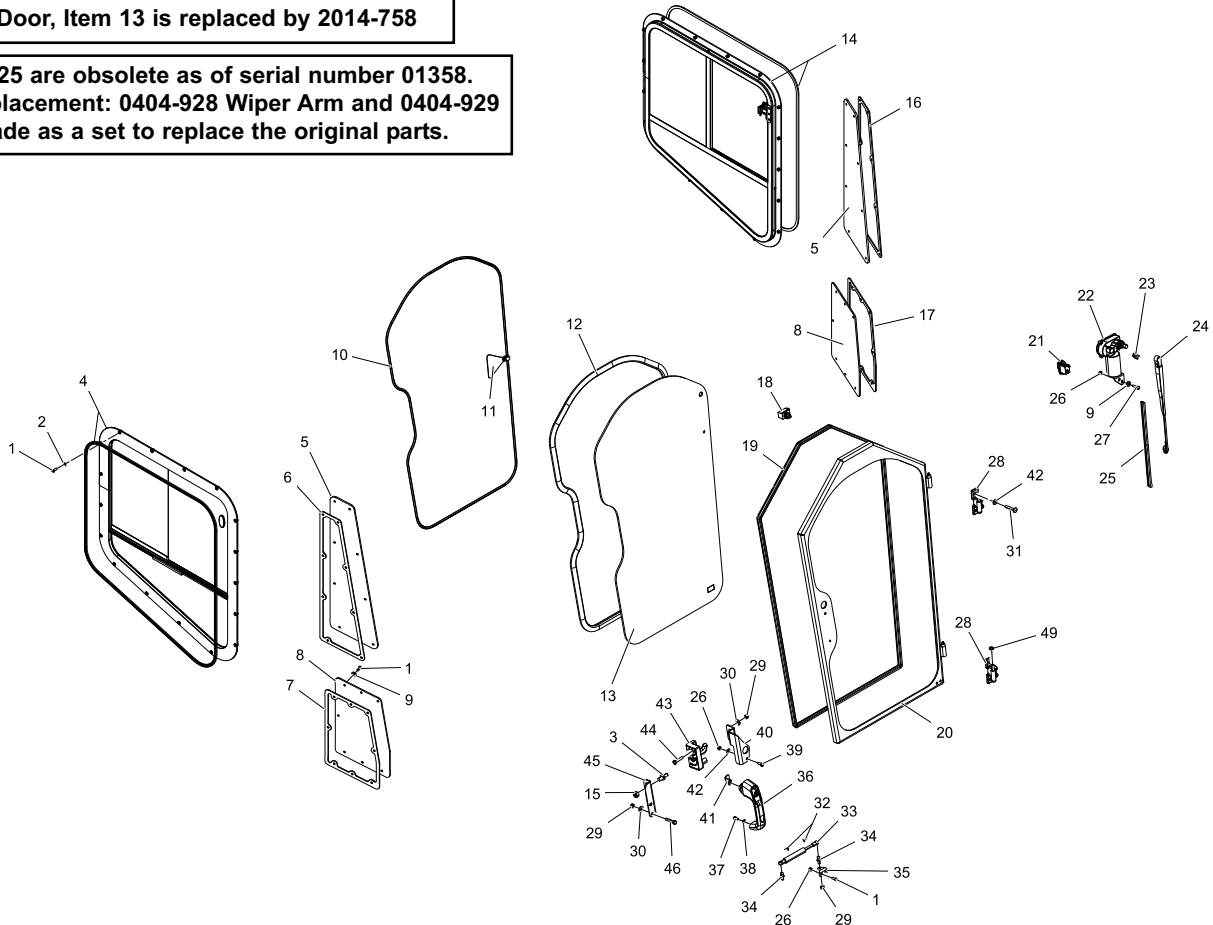
REF. NO.	PART NUMBER	QTY.	DESCRIPTION



REF. NO.	PART NUMBER	QTY.	DESCRIPTION	REF. NO.	PART NUMBER	QTY.	DESCRIPTION
1	0090-700	68	CAPSCREW STEEL BUTTON SOCKET HEX DRIVE Z	41	2075-415	1	CATCH DOOR LATCH
2	8050-157	34	WASHER,WROUGHT, #10 3/16,STD,ZN	42	8050-222	5	WASHER,WROUGHT,1/4,STD,ZN
3	2075-408	1	STRIKE	43	2045-407	1	CAP FUEL GREEN
4	0404-770	1	WINDOW, CAB SLIDER RH	44	8102-135	2	CAPSCREW,HH,5/16-18X1.50ZN,GD8
5	0403-762	2	WINDOW UPPER CORNER	45	2075-416	1	MOUNT STRIKE
6	0403-766	1	SEAL RH UPPER WINDOW	46	8102-136	1	CAPSCREW
7	0403-767	1	SEAL RH LOWER WINDOW				
8	4010-125	2	PANEL PLASTIC LOWER SCREENS				
9	0090-325	33	WASHER 3/4"-5/16" RUBBER BONDED GALVAN				
10	2014-140	1	DOOR GLASS SEAL ZIP				
11	0201-748	1	ASSY.TAG,EMERGENCY EXIT				
12	2014-139	1	DOOR GLASS SEAL				
13	2014-138	1	WINDOW, DOOR				
14	0404-769	1	WINDOW, CAB SLIDER LH				
15	0090-622	1	SCREW, MACH, PH PAN HD, M6-1.0 X 10MM CL				
16	0403-764	1	SEAL LH UPPER WINDOW				
17	0403-765	1	SEAL LH LOWER WINDOW				
18	0403-896	1	SWITCH DOOR PUSH BUTTON w/2 .625-24 H				
19	2014-141	1	DOOR SEAL				
20	2014-136	1	DOOR W/ HINGES				
21	0304-123	1	SWITCH,ON/OFF,WIPER V1D2BNOC-				
22	0304-619	1	MOTOR,WIPER,85^ WWF12C121				
23	0301-792	1	CLAMP,LOOM,1/2" 2008				
24	SEE NOTE	1	ARM,WIPER,15-19"				
25	SEE NOTE	1	BLADE,WIPER,FLAT,14"				
26	8040-366	4	NUT,HEX,NYLOCK,1/4-20 UNC,ZN				
27	8102-042	1	CAPSCREW, HH 1/4-20UNC 1" GD8 ZN FULLY				
28	0403-481	2	ASSY HINGE DOOR CAST LH				
29	8040-426	6	NUT,HEX,NYLOCK,5/16-18 UNC,ZN				
30	8050-262	4	WASHER,WROUGHT,5/16,STD,ZN				
31	8102-136	4	CAPSCREW,HH,5/16-18UNCx1.75,GD8				
32	0200-545	2	CLIP,SAFETY,GAS SPRING SUSPA # P				
33	0403-870	1	SPRING DAMPENED DOOR				
34	0304-495	2	STUD,BALL,10MM STUD				
35	2030-348	1	MOUNT SPRING				
36	2075-406	1	HANDLE PUSH BUTTON				
37	0304-486	1	CAPSCREW,HH,M6-1.0x14 FASTENAL				
38	0090-135	1	NUT NYLOCK M12 X 1.0 ZC				
39	8102-040	1	CAPSCREW,HH,1/4-20 UNCx.75,GD8 ZN				
40	2075-409	1	MOUNT DOOR LATCH				

For Poly Door, Item 13 is replaced by 2014-758

Items 24-25 are obsolete as of serial number 01358.  
Order replacement: 0404-928 Wiper Arm and 0404-929 Wiper Blade as a set to replace the original parts.



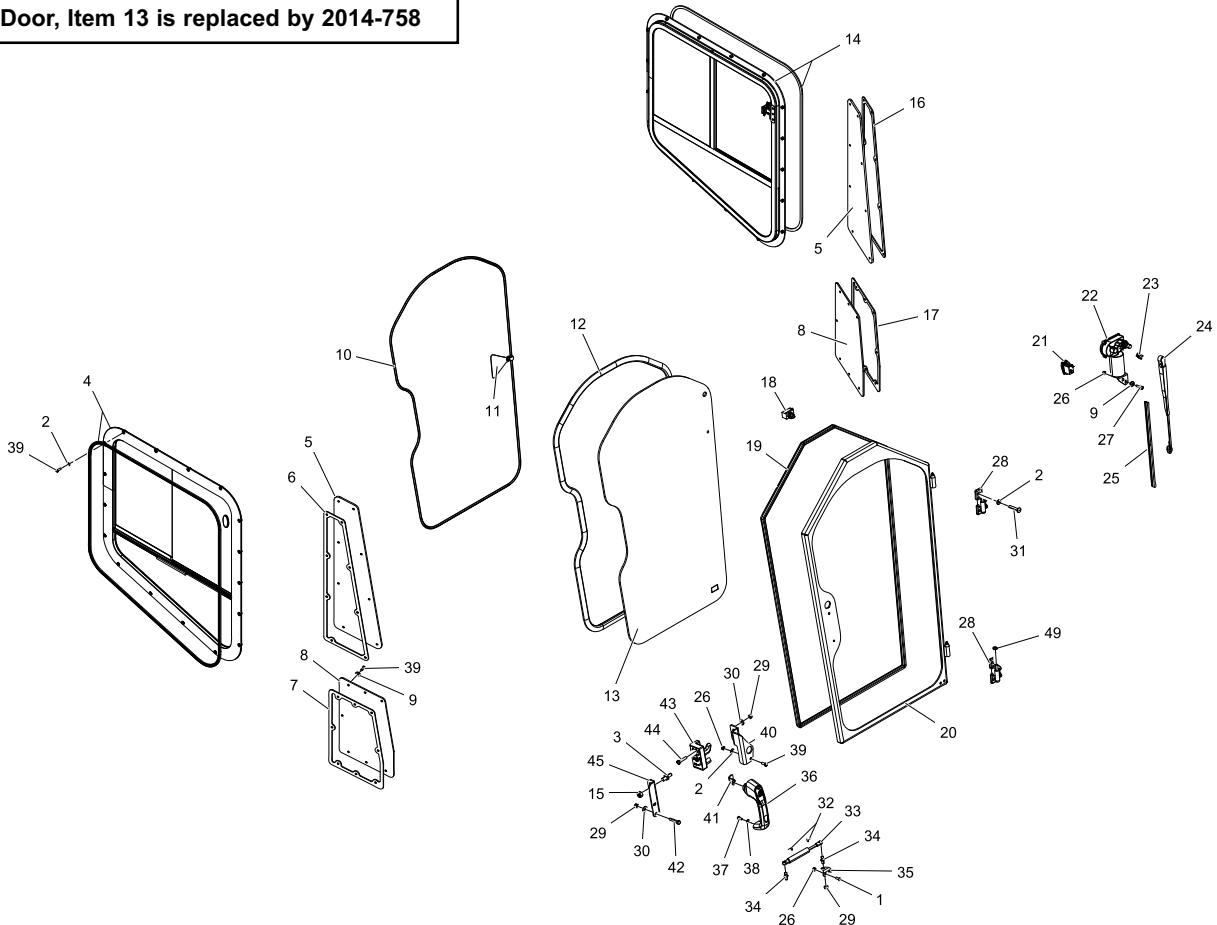
# DOOR / WINDOWS

RT-40 01490 - 01601

Chapter 7

REF. NO.	PART NUMBER	QTY.	DESCRIPTION	REF. NO.	PART NUMBER	QTY.	DESCRIPTION
1	0090-700	2	CAPSCREW STEEL BUTTON SOCKET HEX DRIVE Z	41	2075-415	1	CATCH DOOR LATCH
2	8050-157	39	WASHER,WROUGHT, #10 3/16,STD,ZN	42	8102-136	1	CAPSCREW
3	2075-408	1	STRIKE	43	2045-407	1	CAP FUEL GREEN
4	0404-770	1	WINDOW, CAB SLIDER RH	44	8102-135	2	CAPSCREW,HH,5/16-18X1.50ZN,GD8
5	0403-762	2	WINDOW UPPER CORNER	45	2075-416	1	MOUNT STRIKE
6	0403-766	1	SEAL RH UPPER WINDOW				
7	0403-767	1	SEAL RH LOWER WINDOW				
8	4010-125	2	PANEL PLASTIC LOWER SCREENS				
9	0090-325	33	WASHER 3/4"-5/16" RUBBER BONDED GALVAN				
10	2014-140	1	DOOR GLASS SEAL ZIP				
11	0201-748	1	ASSY.TAG,EMERGENCY EXIT				
12	2014-139	1	DOOR GLASS SEAL				
13	2014-138	1	WINDOW, DOOR				
14	0404-769	1	WINDOW, CAB SLIDER LH				
15	0090-622	1	SCREW, MACH, PH PAN HD, M6-1.0 X 10MM CL				
16	0403-764	1	SEAL LH UPPER WINDOW				
17	0403-765	1	SEAL LH LOWER WINDOW				
18	0403-896	1	SWITCH DOOR PUSH BUTTON w/2 .625-24 H				
19	2014-141	1	DOOR SEAL				
20	2014-136	1	DOOR W/ HINGES				
21	0304-123	1	SWITCH,ON/OFF,WIPER V1D2BNOC-				
22	0304-619	1	MOTOR,WIPER,85^ WWF12C121				
23	0301-792	1	CLAMP,LOOM,1/2" 2008				
24	0404-928	1	WIPER ARM				
25	0404-929	1	WIPER BLADE 14"				
26	8040-366	4	NUT,HEX,NYLOCK,1/4-20 UNC,ZN				
27	8102-042	1	CAPSCREW, HH 1/4-20UNC 1" GD8 ZN FULLY				
28	0403-481	2	ASSY HINGE DOOR CAST LH				
29	8040-426	6	NUT,HEX,NYLOCK,5/16-18 UNC,ZN				
30	8050-262	4	WASHER,WROUGHT,5/16,STD,ZN				
31	8102-136	4	CAPSCREW,HH,5/16-18UNCx1.75,GD8				
32	0200-545	2	CLIP,SAFETY,GAS SPRING SUSPA # P				
33	0403-870	1	SPRING DAMPENED DOOR				
34	0304-495	2	STUD,BALL,10MM STUD				
35	2030-348	1	MOUNT SPRING				
36	2075-406	1	HANDLE PUSH BUTTON				
37	0304-486	1	CAPSCREW,HH,M6-1.0x14 FASTENAL				
38	0090-135	1	NUT NYLOCK M12 X 1.0 ZC				
39	8102-040	67	CAPSCREW,HH,1/4-20 UNCx.75,GD8 ZN				
40	2075-409	1	MOUNT DOOR LATCH				

For Poly Door, Item 13 is replaced by 2014-758



# DOOR / WINDOWS

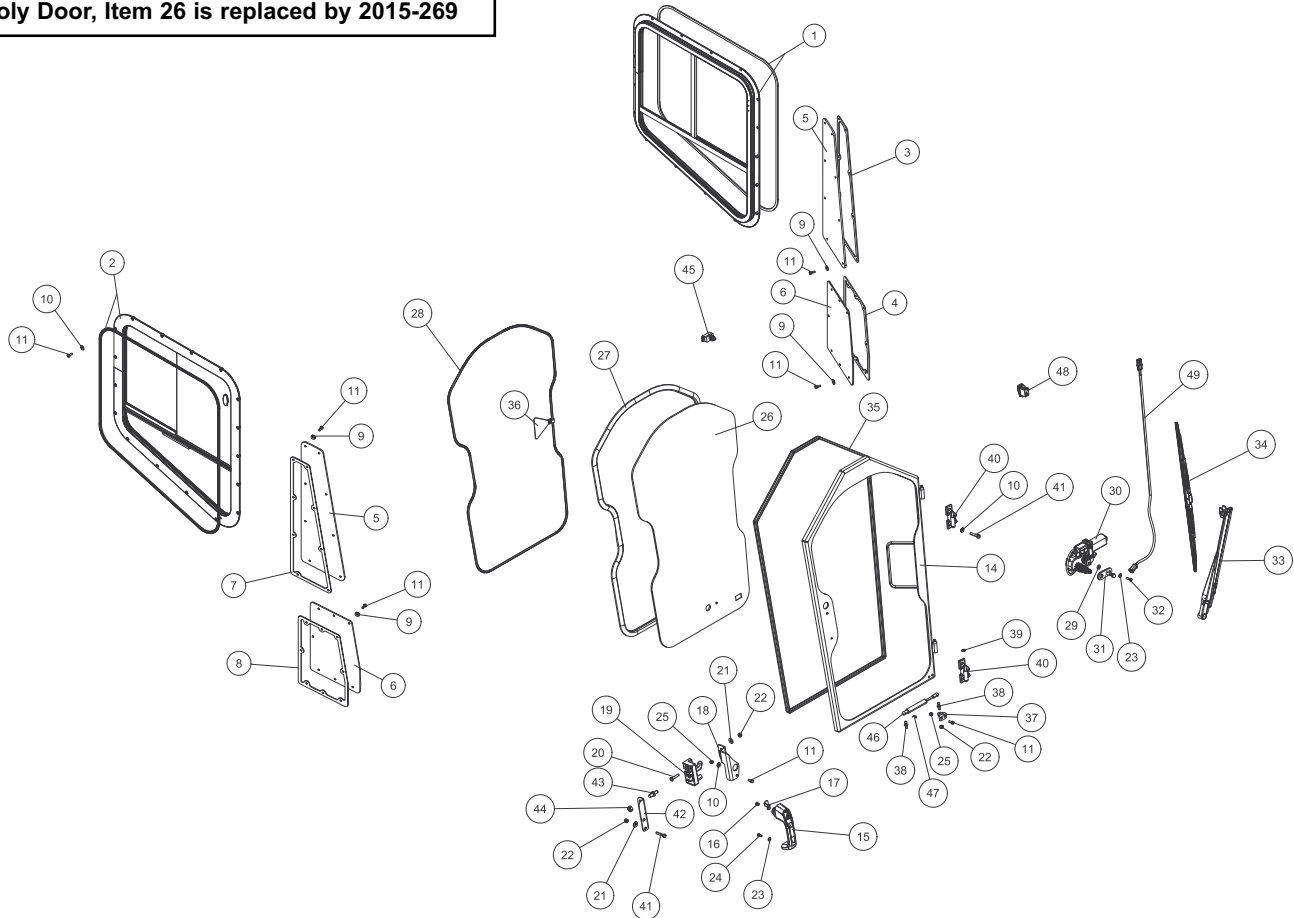
RT-40 valid from 01602

Chapter 7

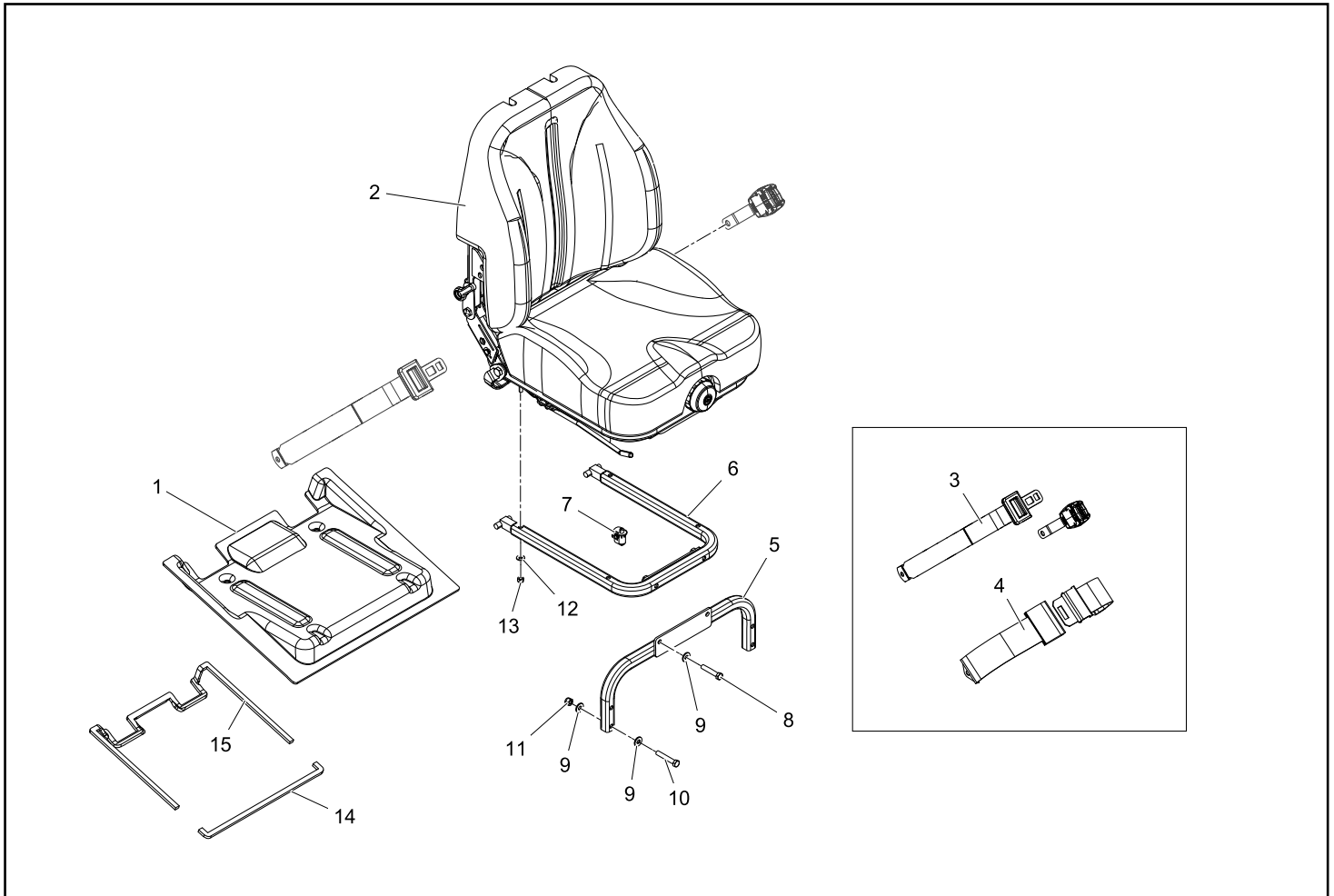
REF. NO.	PART NUMBER	QTY.	DESCRIPTION
1	0404-769	1	WINDOW SLIDER LH
2	0404-770	1	WINDOW SLIDER RH
3	0403-764	1	SEAL, LH UPPER WINDOW
4	0403-765	1	SEAL, LH LOWER WINDOW
5	0403-762	2	WINDOW, UPPER CORNER
6	4010-125	2	WINDOW, LOWER CORNER
7	0403-766	1	SEAL, RH UPPER WINDOW
8	0403-767	1	SEAL, RH LOWER WINDOW
9	0090-325	30	WASHER 1/4 3/4 RUBBER BONDED
10	8050-222	39	HARDENED WASHER,FLAT,1/4,USS
11	8102-040	67	CAPSCREW,HH,1/4-20x.75
12	7800-203	1	GLASS DOOR KIT W/ WIPER
13	2015-277	1	ASSY, DOOR
14	2015-266	1	DOOR, W/ HINGES
15	2075-406	1	HANDLE, PUSH BUTTON
16	0090-622	1	SCREW, MACH, PH PAN HD, M6-1.0 X 10MM CL ZNC
17	2075-415	1	CATCH, DOOR LATCH
18	2075-409	1	MOUNT, DOOR LATCH
19	2075-407	1	HANDLE INSIDE
20	8102-135	2	CAPSCREW,HH,5/16-18UNCx1.50,GD8
21	8050-262	4	HARDENED WASHER,FLAT,5/16,USS
22	8040-426	5	NUT,HEX,NYLOCK,5/16-18,UNC
23	8050-157	2	HARDENED WASHER,FLAT,#12,SAE
24	0304-486	1	CAPSCREW,HH,M6X1.0X20MM,ZN
25	8040-366	3	NUT,HEX,NYLOCK,1/4-20,UNC
26	2015-268	1	WINDOW, DOOR
27	2015-279	1	SEAL,WINDOW,10FT
28	2015-280	1	STRIP, LOCK
29	0090-046	1	WASHER RUBBER .688 OD x .31 ID
30	2017-696	1	MOTOR, WIPER
31	2017-648	1	MOUNT, WIPER
32	0305-011	1	CAPSCREW,HH,M6X1.0X22MM,ZN
33	2015-282	1	ARM, WIPER
34	2017-663	1	BLADE, WIPER
35	2014-141	1	TRIM, DOOR SEAL
36	0201-748	1	ASSY,TAG,EMERGENCY EXIT
37	2030-348	1	MNT, SPRING
38	0304-495	2	STUD,BALL,10MM STUD
39	0403-503	2	BUSHING, WELD HINGE - 3-15/16 W/ GRS ZRK
40	0403-481	2	WLMT,HINGE,DOOR,LEFT HAND

REF. NO.	PART NUMBER	QTY.	DESCRIPTION
41	8102-136	6	CAPSCREW,HH,5/16-18UNCx1.75,GD8
42	2075-416	1	MOUNT, STRIKE
43	2075-408	1	STRIKE
44	0090-135	1	NUT, NYLOCK M12 X 1.0 ZC
45	0403-896	1	SWITCH DOOR PUSH BUTTON
46	0403-870	1	SPRING, DAMPENED - DOOR
47	0200-545	2	CLIP,SAFETY,GAS SPRING
48	0304-123	1	SWITCH,ON/OFF,WIPER
49	2015-293	1	HARNES, WIPER

For Poly Door, Item 26 is replaced by 2015-269



REF. NO.	PART NUMBER	QTY.	DESCRIPTION	REF. NO.	PART NUMBER	QTY.	DESCRIPTION
1	2014-362	1	COVER DOGHOUSE				
2	2017-391	1	SEAT, MECHANICAL SEATSINC				
3	2076-666	1	BELT, SEAT 2" ADJUSTABLE (1/2" MOUNTING HOLE)				
4	2076-410	1	BELT SEAT 3" ADJUSTABLE				
5	2014-241	1	WLMT, SEAT SUPPORT				
6	2014-246	1	WLMT, SEAT BASE				
7	0404-393	1	SWITCH, SEAT				
8	8102-227	2	CAPSCREW,HH,3/8-16UNCx2.0 GD8 CAPSCREW,				
9	8050-262	10	WASHER,WROUGHT,5/16,STD,ZN				
10	8102-228	4	CAPSCREW,HH,3/8-16UNCX2.25"GR8CAPSCREW,				
11	8040-486	4	NUT,HEX,NYLOCK,3/8-16 UNC,ZN				
12	8050-222	4	WASHER,WROUGHT,1/4,STD,ZN				
13	8040-426	4	NUT,HEX,NYLOCK,5/16-18 UNC,ZN				
14	2014-782	1	SEAL, FOAM .625" X 24" X .375"				
15	2014-783	1	SEAL, FOAM .625" X 72" X .375"				



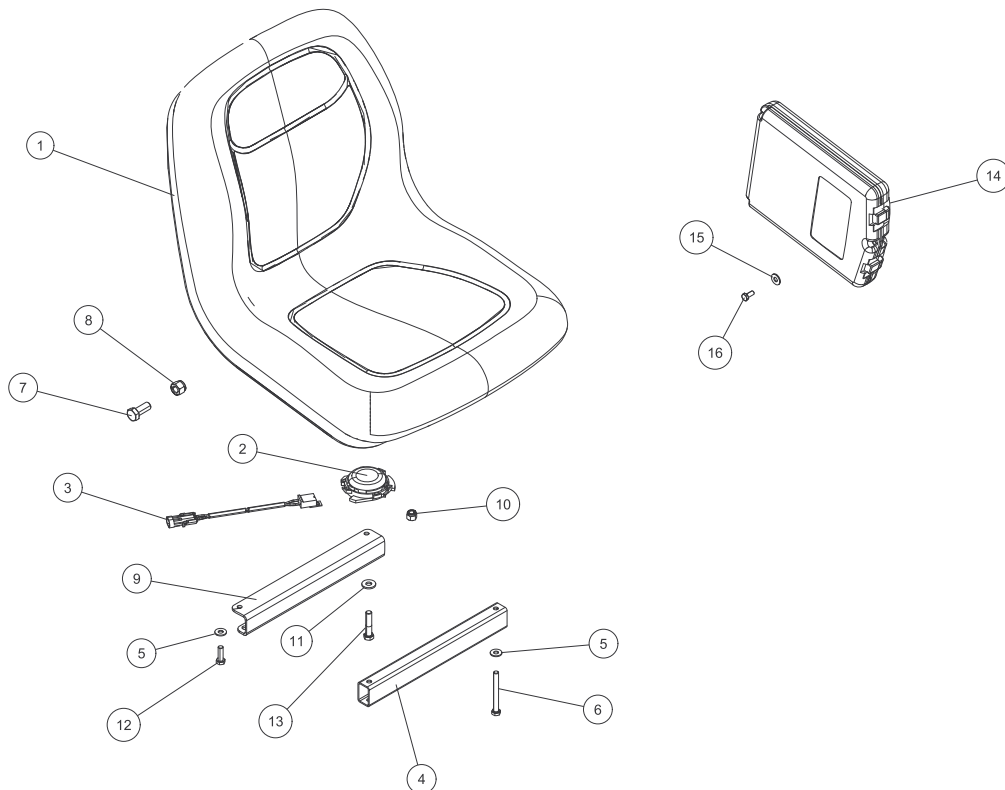
# STANDARD SEAT ASSEMBLY

RT-40 valid from 01490

Chapter 7

REF. NO.	PART NUMBER	QTY.	DESCRIPTION	REF. NO.	PART NUMBER	QTY.	DESCRIPTION
1	0304-045	1	SEAT				
2	2010-127	1	SWITCH,SEAT (NEW STYLE)				
3	0304-662	1	HARNESS,SWITCH,SEAT				
4	2014-260	1	TUBE SEAT RIDGED SPACER				
5	8050-222	4	HARDENED WASHER,FLAT,1/4,USS				
6	8102-141	2	CAPSCREW,HH,5/16-18UNCx3.0,GD8				
7	8102-404	2	CAPSCREW,HH,1/2-13UNCx1.25,GD8				
8	8040-606	2	NUT,HEX,NYLOCK,1/2-13,UNC				
9	2014-421	1	PLATE SEAT MNT				
10	8040-486	2	NUT,HEX,NYLOCK,3/8-16,UNC				
11	8050-262	2	HARDENED WASHER,FLAT,5/16,USS				
12	8102-132	2	CAPSCREW,HH,5/16-18UNCx1.0,GD8				
13	8102-226	2	CAPSCREW,HH,3/8-16UNCx1.75,GD8				
14	0304-318	1	BOX,OWNERS MANUAL				
15	8050-222	2	HARDENED WASHER,FLAT,1/4,USS				
16	8102-039	2	CAPSCREW,HH,1/4-20x.625				

For seatbelt options and seat mounting provisions, see page 7-4A



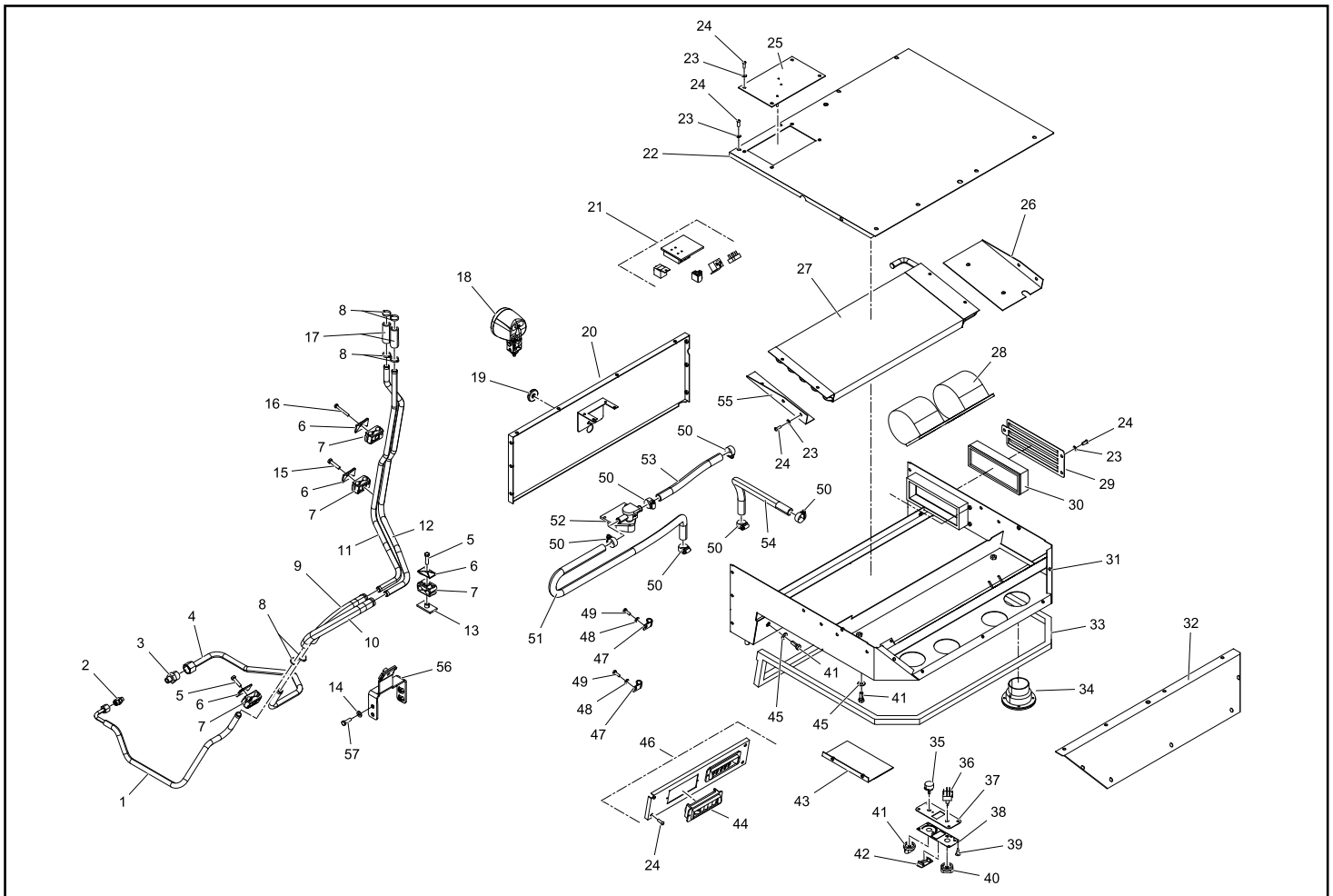
# HEATER (OPTIONAL)

RT-40 00100 - 00999

Chapter 7

REF. NO.	PART NUMBER	QTY.	DESCRIPTION
1	2014-574	1	TUBE, HEATER PRESSURE
2	0315-140	1	ADAPTER 06MFFOR-12MM (FS7640-06-12-O)
3	0315-077	1	ADAPTER, 10MFFOR-6NPT
4	2014-371	1	TUBE, HEATER RETURN
5	8102-134	2	CAPSCREW,HH,5/16-18UNCx1.25GD8 ZN
6	0310-584	4	PLATE,COVER TCP-T2 TCP-T2
7	0310-831	4	CLAMP, SET, T2062-PP BEHRINGER
8	0316-027	8	CLAMP 20.9MM TO 24.1MM STEPLESS EAR CLAM
9	2014-737	1	HOSE HEATER 10"
10	2096-654	1	HOSE HEATER PRESSURE
11	2014-577	1	TUBE, HEATER CAB RETURN
12	2014-578	1	TUBE, HEATER CAB PRESSURE
13	0314-538	1	BASE, CLAMP, TWP-02 (PLATED)
14	8050-222	4	WASHER,WROUGHT,1/4,STD,ZN
15	8102-135	1	CAPSCREW,HH,5/16-18X1.50ZN,GD8
16	8102-047	1	CAPSCREW,HH,1/4-20 UNCx2.0,GD8
17	7012-229	2	HOSE, HEATER, ENGINE TO TUBE
18	2014-243	1	LIGHT, PEDESTAL
19	2075-638	1	GROMMET WEB
20	2014-664	1	REAR PANEL, HEATER
21	2014-659	1	HARNES, HEATER
22	2014-660	1	ROOF PANEL, HEATER
23	8050-157	34	WASHER,WROUGHT, #10 3/16,STD,ZN
24	0090-700	34	CAPSCREW STEEL BUTTON SOCKET HEX DRIVE Z
25	2014-662	1	COVER, FUSE PANEL
26	2014-667	1	MOUNT, CORE LH
27	2014-658	1	HEATER CORE
28	2014-716	1	BLOWER HEATER/HVAC
29	2014-657	1	COVER, AIR FILTER
30	2014-655	1	FILTER, FRESH AIR
31	2014-663	1	MAIN BODY, HEATER
32	2014-661	1	FRONT PANEL, HEATER/HVAC
33	2014-810	1	SEAL, HEATER HOUSING
34	2014-800	4	LOUVER 3" SNAP IN
35	2095-874	1	CONTROLLER TEMP
36	2045-899	1	SWITCH 3 SPEED
37	2095-875	1	PLATE HVAC CONTROL
38	2095-876	1	DECAL PLATE HVAC CONTROL
39	0090-305	4	RETAINER PUSH TYPE .250 DIA
40	2095-873	2	NOB PERRIN HVAC CONTROL

REF. NO.	PART NUMBER	QTY.	DESCRIPTION
41	8102-222	4	CAPSCREW,HH,3/8-16 UNCx1.0,GD8,ZN
42	0310-138	1	PLUG VHP-01 INDEX # 390-09002-001
43	2014-811	1	DUCT, HEATER/HVAC
44	0782-037	2	LOUVER,A/C,PERRIN LOUVER,A/
45	8050-262	4	WASHER,WROUGHT,5/16,STD,ZN
46	2014-741	1	ASSY, RECIRC COVER
47	0310-464	2	CLAMP,WIRE,1/2 RBC-1/2
48	8050-221	2	WASHER,FLAT,1/4,SAE
49	8102-040	2	CAPSCREW,HH,1/4-20 UNCx.75,GD8 ZN
50	0315-103	6	CLAMP, HOSE, #10
51	2014-803	1	HOSE, HEATER
52	2096-483	1	VALVE HEATER
53	2014-802	1	HOSE, HEATER
54	2014-801	1	HOSE, HEATER
55	2014-668	1	MOUNT, CORE RH
56	2014-373	1	WLMT MNT HEATER TUBE
57	8102-132	4	CAPSCREW,HH,5/16-18UNCx1.0 GD8 ,ZN

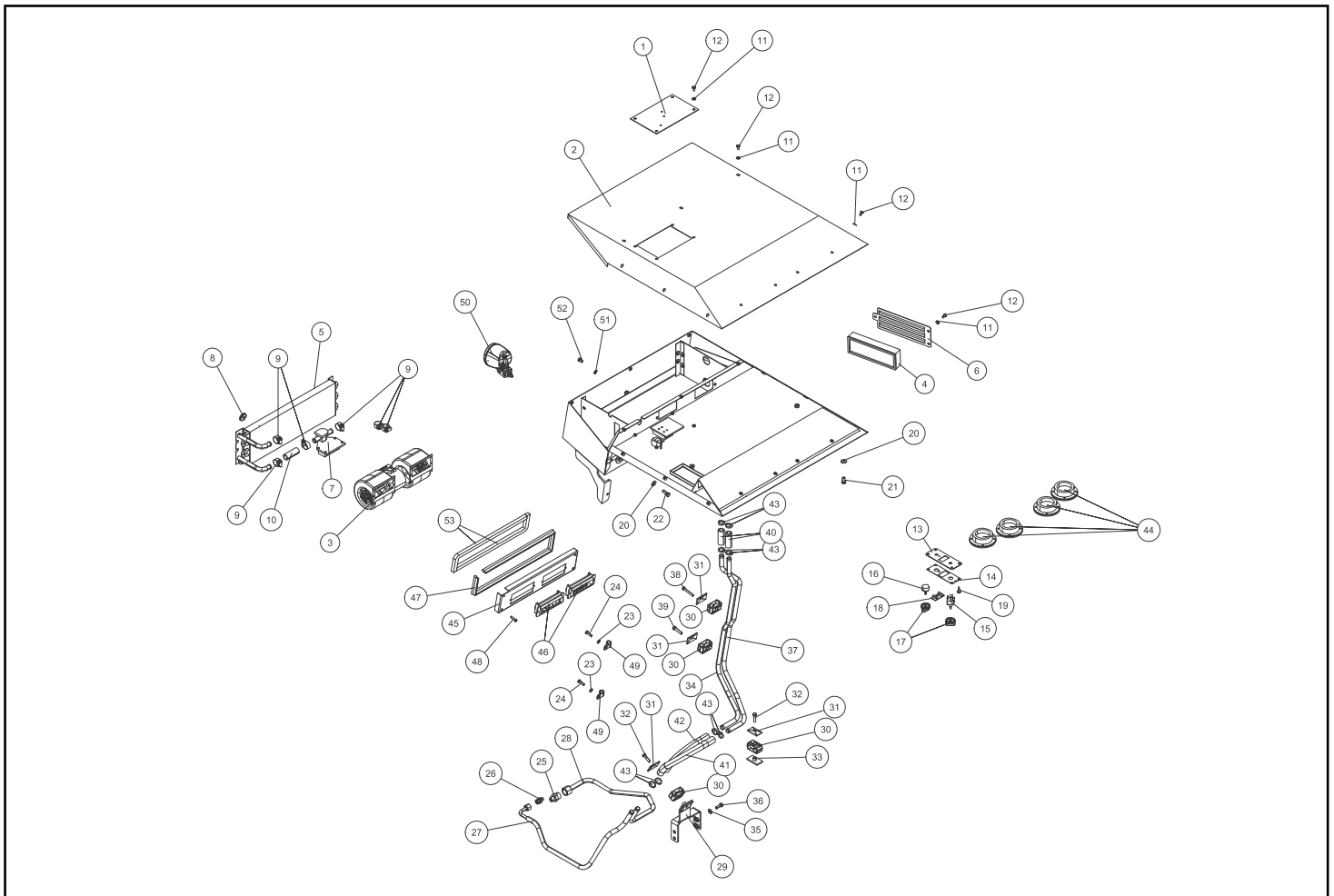


# HEATER (OPTIONAL)

RT-40 01000 - 01489

Chapter 7

REF. NO.	PART NUMBER	QTY.	DESCRIPTION	REF. NO.	PART NUMBER	QTY.	DESCRIPTION
1	2014-662	1	COVER FUSE PANEL	41	2096-654	1	HOSE HEATER RETURN
2	2014-975	1	COVER HEATER	42	2014-737	1	HOSE HEATER 10
3	2045-903	1	BLOWER	43	0316-027	8	CLAMP 20.9MM TO 24.1MM STEPLESS EAR CLAMP
4	2014-655	1	FILTER, FRESH AIR	44	2014-800	4	LOUVER
5	2014-964	1	CORE HEATER	45	2014-840	1	COVER, RECIRC
6	2014-657	1	COVER, AIR FILTER	46	0782-037	2	LOUVER,A/C,PERRIN
7	2096-483	1	VALVE HEATER	47	2014-804	1	SEAL RECIRC VENT
8	2075-638	1	WEB GROMMET	48	0090-457	4	1/4-20 X 1 ZINC BUTTON SOCKET CAP SCREW
9	0315-103	6	CLAMP,HOSE,#4	49	0310-464	2	CLAMP,WIRE,1/2
10	7012-229	1	HOSE, HEATER, ENGINE TO TUBE	50	2014-243	1	LIGHT, PEDESTAL
11	8050-157	23	HARDENED WASHER,FLAT,#12,SAE	51	8051-242	1	WASHER,SPRING LOCK,5/16
12	8102-037	23	CAPSCREW,HH,1/4-20UNCx.50,GD8	52	8102-127	1	CAPSCREW,HH,5/16-18x.5
13	2095-875	1	ESCHION HVAC CONTROL	53	2014-782	2	SEAL, FOAM .625 X 24 X .500
14	2095-876	1	DECAL PLATE HVAC CONTROL				
15	2045-899	1	SWITCH 3 SPEED				
16	2095-874	1	CONTROLLER TEMP				
17	2095-873	2	KNOB PERRIN HVAC CONTROL				
18	0310-138	1	PLUG				
19	0090-305	4	RETAINER, PUSH-TYPE .250 DIA				
20	8050-262	7	HARDENED WASHER,FLAT,5/16,USS				
21	8102-220	5	CAPSCREW,HH,3/8-16UNCx0.75,GD8				
22	8102-222	2	CAPSCREW,HH,3/8-16UNCx1.0,GD8				
23	8050-157	3	HARDENED WASHER,FLAT,#12,SAE				
24	8102-042	3	CAPSCREW,HH,1/4-20x1.00				
25	0315-077	1	ADAPTER, 10MFFOR-6NPT				
26	0315-140	1	ADAPTER 06MFFOR-12MM				
27	2014-574	1	TUBE HEATER PRESSURE				
28	2014-371	1	TUBE HEATER RETURN				
29	2014-373	1	WLMT MNT HEATER TUBE				
30	0310-831	4	CLAMP, SET, T2062 - PP				
31	0310-584	4	PLATE, COVER, TCP-T2				
32	8102-134	2	CAPSCREW,HH,5/16-18UNCx1.25,GD8				
33	0314-538	1	BASE, CLAMP, TWP-02 (PLATED)				
34	2014-926	1	TUBE HEATER CAB RETURN				
35	8050-222	4	HARDENED WASHER,FLAT,1/4,USS				
36	8102-132	4	CAPSCREW,HH,5/16-18UNCx1.0,GD8				
37	2014-927	1	TUBE HEATER CAB PRESSURE				
38	8102-047	1	CAPSCREW,HH,1/4-20x2.0				
39	8102-135	1	CAPSCREW,HH,5/16-18UNCx1.50,GD8				
40	7012-229	2	HOSE, HEATER, ENGINE TO TUBE				



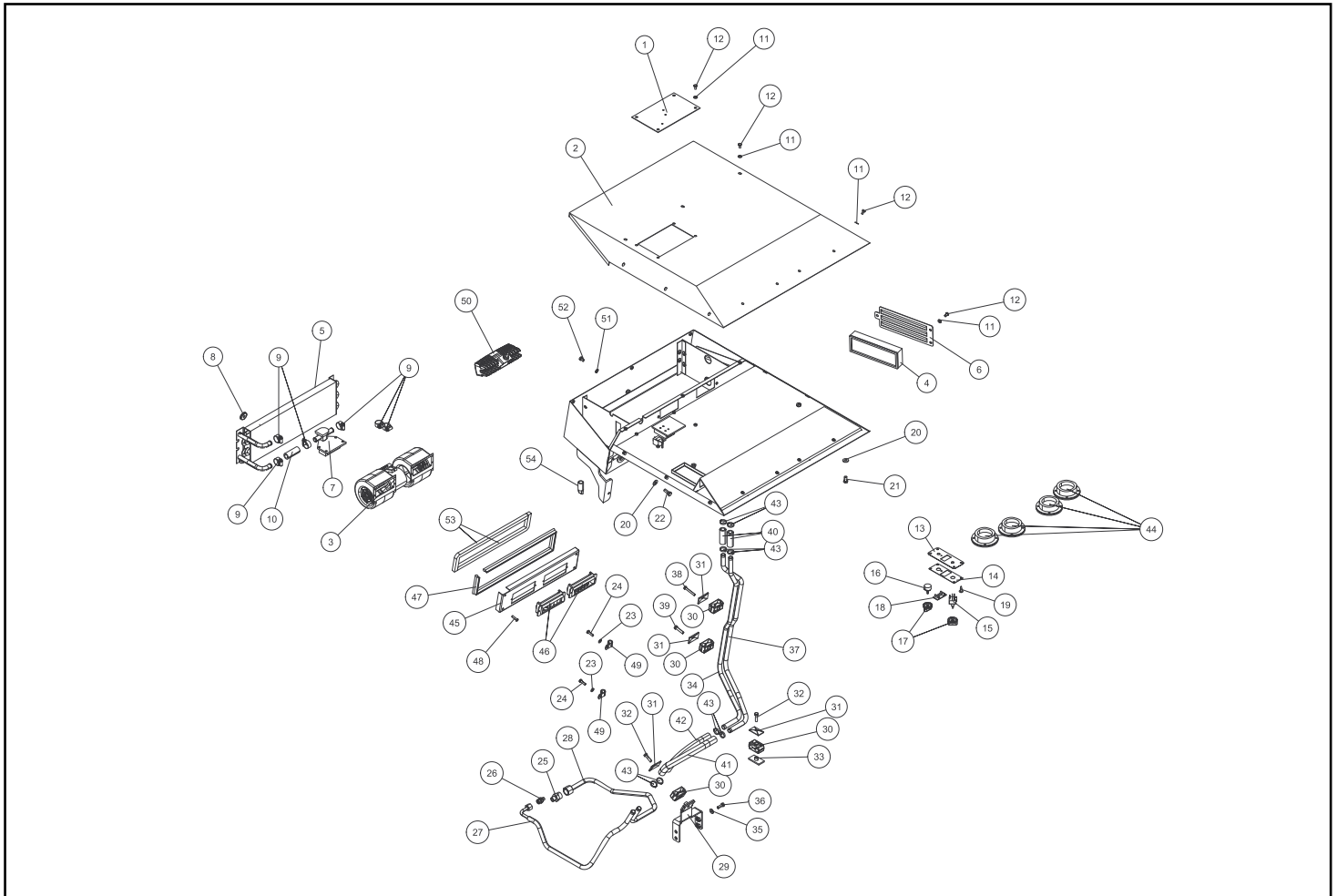
# HEATER (OPTIONAL)

RT-40 valid from 01490

Chapter 7

REF. NO.	PART NUMBER	QTY.	DESCRIPTION
1	2014-662	1	COVER FUSE PANEL
2	2014-975	1	COVER HEATER
3	2045-903	1	BLOWER
4	2014-655	1	FILTER, FRESH AIR
5	2014-964	1	CORE HEATER
6	2014-657	1	COVER, AIR FILTER
7	2096-483	1	VALVE HEATER
8	2075-638	1	WEB GROMMET
9	0315-103	6	CLAMP,HOSE,#4
10	7012-229	1	HOSE, HEATER, ENGINE TO TUBE
11	8050-157	23	HARDENED WASHER,FLAT,#12,SAE
12	8102-037	23	CAPSCREW,HH,1/4-20UNCx.50,GD8
13	2095-875	1	ESCHION HVAC CONTROL
14	2095-876	1	DECAL PLATE HVAC CONTROL
15	2045-899	1	SWITCH 3 SPEED
16	2095-874	1	CONTROLLER TEMP
17	2095-873	2	KNOB PERRIN HVAC CONTROL
18	0310-138	1	PLUG
19	0090-305	4	RETAINER, PUSH-TYPE .250 DIA
20	8050-262	7	HARDENED WASHER,FLAT,5/16,USS
21	8102-220	5	CAPSCREW,HH,3/8-16UNCx0.75,GD8
22	8102-222	2	CAPSCREW,HH,3/8-16UNCx1.0,GD8
23	8050-157	3	HARDENED WASHER,FLAT,#12,SAE
24	8102-042	3	CAPSCREW,HH,1/4-20x1.00
25	0315-077	1	ADAPTER, 10MFFOR-6NPT
26	0315-140	1	ADAPTER 06MFFOR-12MM
27	2014-574	1	TUBE HEATER PRESSURE
28	2014-371	1	TUBE HEATER RETURN
29	2014-373	1	WLMT MNT HEATER TUBE
30	0310-831	4	CLAMP, SET, T2062 - PP
31	0310-584	4	PLATE, COVER, TCP-T2
32	8102-134	2	CAPSCREW,HH,5/16-18UNCx1.25,GD8
33	0314-538	1	BASE, CLAMP, TWP-02 (PLATED)
34	2014-926	1	TUBE HEATER CAB RETURN
35	8050-222	4	HARDENED WASHER,FLAT,1/4,USS
36	8102-132	4	CAPSCREW,HH,5/16-18UNCx1.0,GD8
37	2014-927	1	TUBE HEATER CAB PRESSURE
38	8102-047	1	CAPSCREW,HH,1/4-20x2.0
39	8102-135	1	CAPSCREW,HH,5/16-18UNCx1.50,GD8
40	7012-229	2	HOSE, HEATER, ENGINE TO TUBE

REF. NO.	PART NUMBER	QTY.	DESCRIPTION
41	2096-654	1	HOSE HEATER RETURN
42	2014-737	1	HOSE HEATER 10
43	0316-027	8	CLAMP 20.9MM TO 24.1MM STEPLESS EAR CLAMP
44	2014-800	4	LOUVER
45	2014-840	1	COVER, RECIRC
46	0782-037	2	LOUVER,A/C,PERRIN
47	2014-804	1	SEAL RECIRC VENT
48	0090-457	4	1/4-20 X 1 ZINC BUTTON SOCKET CAP SCREW
49	0310-464	2	CLAMP,WIRE,1/2
50	2017-328	1	LIGHT, LED RECTANGULAR
51	8051-242	1	WASHER,SPRING LOCK,5/16
52	8102-127	1	CAPSCREW,HH,5/16-18x.5
53	2014-782	2	SEAL, FOAM .625 X 24 X .500
54	2015-361	2	DRAIN CAP



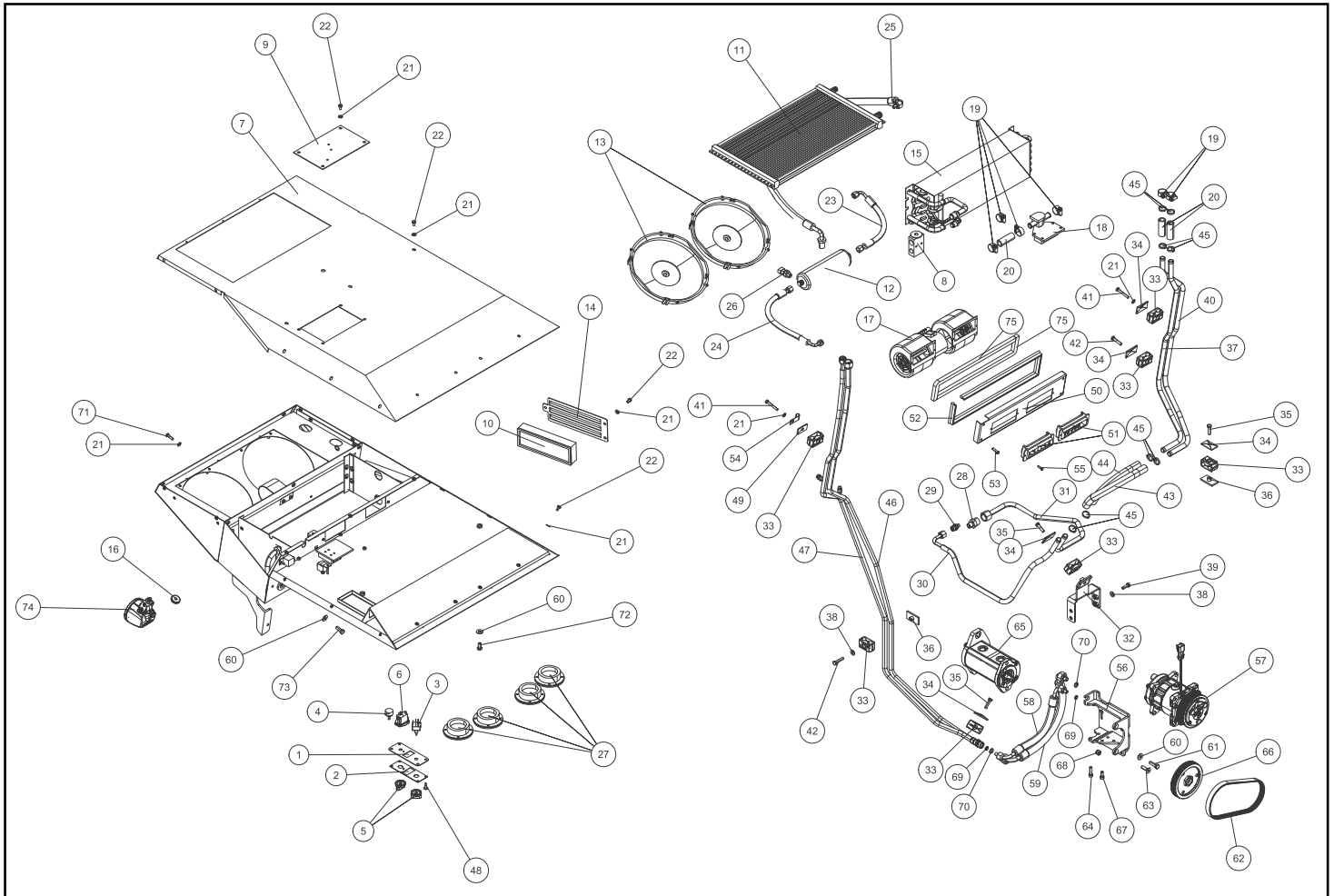
# HVAC (OPTIONAL)

RT-40 01000 - 01489

Chapter 7

REF. NO.	PART NUMBER	QTY.	DESCRIPTION
1	2095-875	1	ESCHION HVAC CONTROL
2	2095-876	1	DECAL PLATE HVAC CONTROL
3	2045-899	1	SWITCH 3 SPEED
4	2095-874	1	CONTROLLER TEMP
5	2095-873	2	KNOB PERRIN HVAC CONTROL
6	2076-241	1	SWITCH, A/C
7	2014-974	1	COVER HVAC
8	3030-443	1	VALVE EXPANSION PERRIN
9	2014-662	1	COVER FUSE PANEL
10	2014-655	1	FILTER, FRESH AIR
11	2095-547	1	CONDENSOR, 22 X 12
12	2095-550	1	RECEIVER DRYER
13	2076-170	2	FAN A/C CONDENSOR
14	2014-657	1	COVER, AIR FILTER
15	2014-966	1	CORE HEATER/EVAP COMBO
16	2075-638	1	WEB GROMMET
17	2045-903	1	BLOWER
18	2096-483	1	VALVE HEATER
19	0315-103	6	CLAMP,HOSE,#4
20	7012-229	3	HOSE, HEATER, ENGINE TO TUBE
21	8050-157	34	HARDENED WASHER,FLAT,#12,SAE
22	8102-037	30	CAPSCREW,HH,1/4-20UNCx.50,GD8
23	2014-967	1	HOSE AC DRIER-COND.
24	2014-968	1	HOSE AC VALVE-DRIER
25	2014-969	1	HOSE AC COND-BLKHD
26	2045-889	1	SWITCH PRESSURE LOW
27	2014-800	4	LOUVER
28	0315-077	1	ADAPTER, 10MFFOR-6NPT
29	0315-140	1	ADAPTER 06MFFOR-12MM
30	2014-574	1	TUBE HEATER PRESSURE
31	2014-371	1	TUBE HEATER RETURN
32	2014-373	1	WLMT MNT HEATER TUBE
33	0310-831	7	CLAMP, SET, T2062 - PP
34	0310-584	5	PLATE, COVER, TCP-T2
35	8102-134	3	CAPSCREW,HH,5/16-18UNCx1.25,GD8
36	0314-538	2	BASE, CLAMP, TWP-02 (PLATED)
37	2014-926	1	TUBE HEATER CAB RETURN
38	8050-222	5	HARDENED WASHER,FLAT,1/4,USS
39	8102-132	4	CAPSCREW,HH,5/16-18UNCx1.0,GD8
40	2014-927	1	TUBE HEATER CAB PRESSURE

REF. NO.	PART NUMBER	QTY.	DESCRIPTION
41	8102-047	2	CAPSCREW,HH,1/4-20x2.0
42	8102-135	2	CAPSCREW,HH,5/16-18UNCx1.50,GD8
43	2096-654	1	HOSE HEATER RETURN
44	2014-737	1	HOSE HEATER 10
45	0316-027	8	CLAMP 20.9MM TO 24.1MM STEPLESS EAR CLAMP
46	2014-901	1	TUBE A/C -10
47	2014-900	1	TUBE A/C -8
48	0090-305	4	RETAINER, PUSH-TYPE .250 DIA
49	2096-860	1	PLATE, CLAMP FLAT COVER
50	2014-840	1	COVER, RECIRC
51	0782-037	2	LOUVER,A/C,PERRIN
52	2014-804	1	SEAL RECIRC VENT
53	0090-457	4	1/4-20 X 1 ZINC BUTTON SOCKET CAP SCREW
54	0090-473	1	J-CLIP
55	0090-746	4	#10-24x3/4 Socket Button Head Cap Screw, Alloy
56	2014-906	1	WLMT MNT COMPRESSOR
57	3030-111	1	COMPRESSOR, SANDEN 4 EAR, 8 V GROOVE
58	2014-898	1	HOSE, A/C, -8, 8ACA-8FTON90S, 8ACA-8FTON90S
59	2014-899	1	HOSE, A/C, -10ACA-10FTON90S, -10ACA
60	8050-262	11	HARDENED WASHER,FLAT,5/16,USS
61	8102-224	4	CAPSCREW,HH,3/8-16UNCx1.25,GD8
62	2014-897	1	BELT STRETCHY A/C
63	0090-762	2	CAPSCREW FLHS 3/8-16 X 1.25
64	0305-218	2	CAPSCREW,SOC HD M8 X 1.25 X 30L 91290A434
65	2014-939	1	PUMP, AUX/CHARGE, A/C
66	2014-940	1	PULLEY,A/C 5-RIB, ALUMINUM
67	0310-840	3	CAPSCREW, SOC HD, M8-1.25x20 GD8
68	8040-486	2	NUT,HEX,NYLOCK,3/8-16,UNC
69	2046-251	3	O-RING # 8 GREEN
70	2076-189	3	O-RING # 10 GREEN
71	8102-042	2	CAPSCREW,HH,1/4-20x1.00
72	8102-220	5	CAPSCREW,HH,3/8-16UNCx0.75,GD8
73	8102-222	2	CAPSCREW,HH,3/8-16UNCx1.0,GD8
74	2014-243	1	LIGHT, PEDESTAL
75	2014-782	2	SEAL, FOAM .625 X 24 X .500
76	2095-676	3	RELAY 12V-50A SPDT
77	2014-981	3	FUSE ATO/ATC 25AMP
78	0782-068	1	THERMOSTAT,AC PERRIN



# HVAC (OPTIONAL)

RT-40 valid from 01490

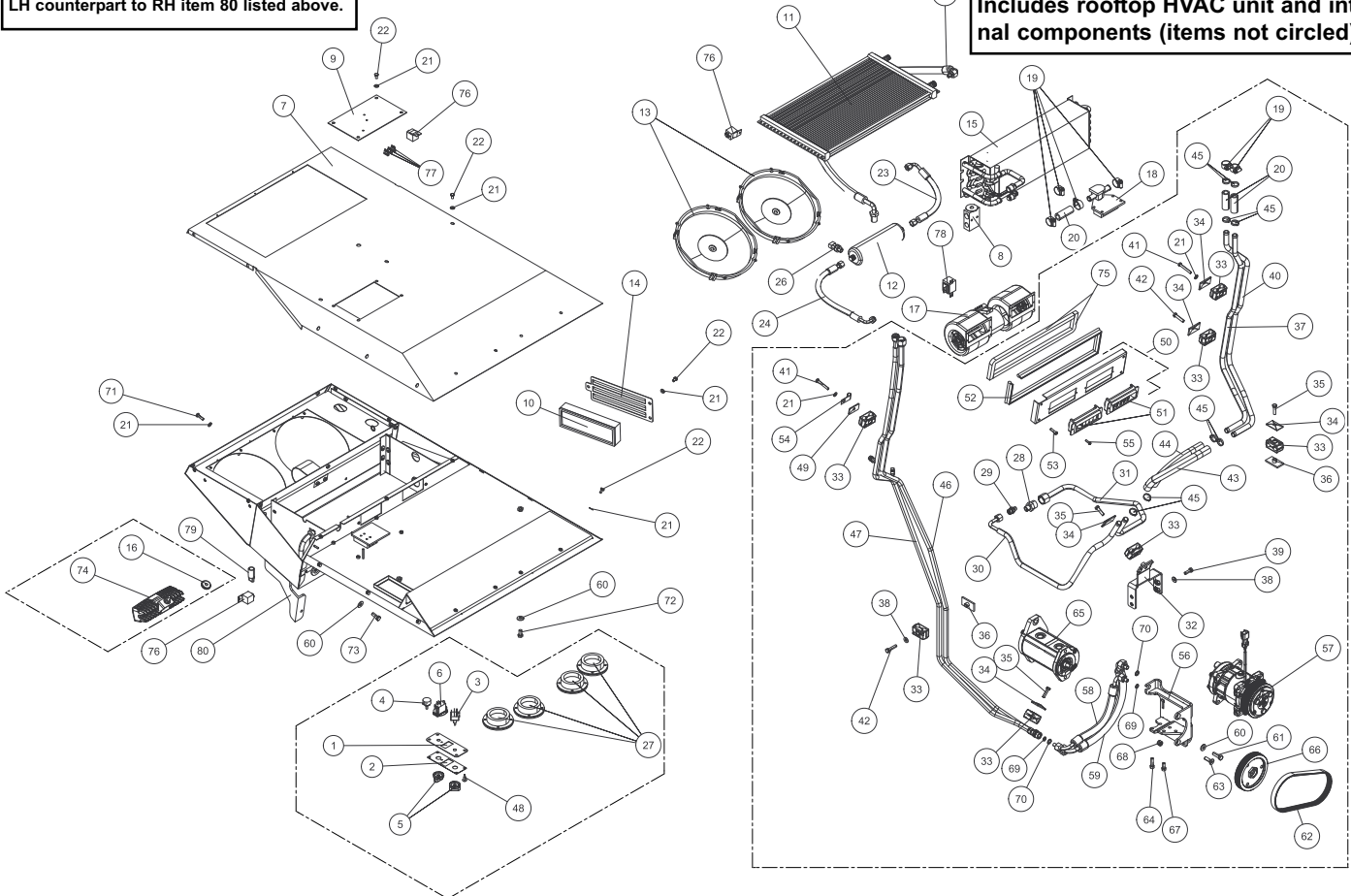
Chapter 7

REF. NO.	PART NUMBER	QTY.	DESCRIPTION
1	2095-875	1	ESCHION HVAC CONTROL
2	2095-876	1	DECAL PLATE HVAC CONTROL
3	2045-899	1	SWITCH 3 SPEED
4	2095-874	1	CONTROLLER TEMP
5	2095-873	2	KNOB PERRIN HVAC CONTROL
6	2076-241	1	SWITCH, A/C
7	2014-974	1	COVER HVAC
8	3030-443	1	VALVE EXPANSION PERRIN
9	2014-662	1	COVER FUSE PANEL
10	2014-655	1	FILTER, FRESH AIR
11	2095-547	1	CONDENSOR, 22 X 12
12	2095-550	1	RECEIVER DRYER
13	2076-170	2	FAN A/C CONDENSOR
14	2014-657	1	COVER, AIR FILTER
15	2014-966	1	CORE HEATER/EVAP COMBO
16	2075-638	1	WEB GROMMET
17	2045-903	1	BLOWER
18	2096-483	1	VALVE HEATER
19	0315-103	6	CLAMP,HOSE,#4
20	7012-229	3	HOSE, HEATER, ENGINE TO TUBE
21	8050-157	34	HARDENED WASHER,FLAT,#12,SAE
22	8102-037	30	CAPSCREW,HH,1/4-20UNCx.50,GD8
23	2014-967	1	HOSE AC DRIER-COND.
24	2014-968	1	HOSE AC VALVE-DRIER
25	2014-969	1	HOSE AC COND-BLKHD
26	2045-889	1	SWITCH PRESSURE LOW
27	2014-800	4	LOUVER
28	0315-077	1	ADAPTER, 10MFFOR-6NPT
29	0315-140	1	ADAPTER 06MFFOR-12MM
30	2014-574	1	TUBE HEATER PRESSURE
31	2014-371	1	TUBE HEATER RETURN
32	2014-373	1	WLMT MNT HEATER TUBE
33	0310-831	7	CLAMP, SET, T2062 - PP
34	0310-584	5	PLATE, COVER, TCP-T2
35	8102-134	3	CAPSCREW,HH,5/16-18UNCx1.25,GD8
36	0314-538	2	BASE, CLAMP, TWP-02 (PLATED)
37	2014-926	1	TUBE HEATER CAB RETURN
38	8050-222	5	HARDENED WASHER,FLAT,1/4,USS
39	8102-132	4	CAPSCREW,HH,5/16-18UNCx1.0,GD8
40	2014-927	1	TUBE HEATER CAB PRESSURE

REF. NO.	PART NUMBER	QTY.	DESCRIPTION
41	8102-047	2	CAPSCREW,HH,1/4-20x2.0
42	8102-135	2	CAPSCREW,HH,5/16-18UNCx1.50,GD8
43	2096-654	1	HOSE HEATER RETURN
44	2014-737	1	HOSE HEATER 10
45	0316-027	8	CLAMP 20.9MM TO 24.1MM STEPLESS EAR CLAMP
46	2014-901	1	TUBE A/C -10
47	2014-900	1	TUBE A/C -8
48	0090-305	4	RETAINER, PUSH-TYPE .250 DIA
49	2096-860	1	PLATE, CLAMP FLAT COVER
50	2014-741	1	ASSY, RECIRC COVER
51	0782-037	2	LOUVER,A/C,PERRIN
52	2014-804	1	SEAL RECIRC VENT
53	0090-457	4	1/4-20 X 1 ZINC BUTTON SOCKET CAP SCREW
54	0090-473	1	J-CLIP
55	0090-746	4	#10-24x3/4 Socket Button Head Cap Screw, Alloy
56	2014-906	1	WLMT MNT COMPRESSOR
57	3030-111	1	COMPRESSOR, SANDEN 4 EAR, 8 V GROOVE
58	2014-898	1	HOSE, A/C, -8, 8ACA-8FTON90S, 8ACA-8FTON90S
59	2014-899	1	HOSE, A/C, -10ACA-10FTON90S, -10ACA
60	8050-262	11	HARDENED WASHER,FLAT,5/16,USS
61	8102-224	4	CAPSCREW,HH,3/8-16UNCx1.25,GD8
62	2014-897	1	BELT STRETCHY A/C
63	0090-762	2	CAPSCREW FLHS 3/8-16 X 1.25
64	0305-218	2	CAPSCREW,SOC HD M8 X 1.25 X 30L 91290A434
65	2014-939	1	PUMP, AUX/CHARGE, A/C
66	2014-940	1	PULLEY,A/C 5-RIB, ALUMINUM
67	0310-840	3	CAPSCREW, SOC HD, M8-1.25x20 GD8
68	8040-486	2	NUT,HEX,NYLOCK,3/8-16,UNC
69	2046-251	3	O-RING # 8 GREEN
70	2076-189	3	O-RING # 10 GREEN
71	8102-042	2	CAPSCREW,HH,1/4-20x1.00
72	8102-220	5	CAPSCREW,HH,3/8-16UNCx0.75,GD8
73	8102-222	2	CAPSCREW,HH,3/8-16UNCx1.0,GD8
74	2017-328	1	LIGHT, LED RECTANGULAR
75	2014-782	2	SEAL, FOAM .625 X 24 X .500
76	2095-676	3	RELAY 12V-50A SPDT
77	2014-981	3	FUSE ATO/ATC 25AMP
78	0782-068	1	THERMOSTAT,AC PERRIN
79	2015-361	2	DRAIN CAP
80	2014-977	1	BRKT SUPPORT RH (see note below for LH part)

Not shown: 2014-976 - BRKT SUPPORT LH  
LH counterpart to RH item 80 listed above.

ASV P/N: 2014-943 ASSY HVAC BOX  
Includes rooftop HVAC unit and internal components (items not circled).



# Chapter 8

## Working Equipment

### **8-1 Lift Arms**

RT-40 Serial # 00100 - 01460 **8-1A**

RT-40 Serial # valid from - 01461 **8-1B**

### **8-2 Quick Attach - Manual**

RT-40 Serial # valid from - 00100 **8-2A**

**\* Parts manuals are updated frequently. To ensure current parts information, always refer to the latest version of this manual (posted online, consult your dealer).**

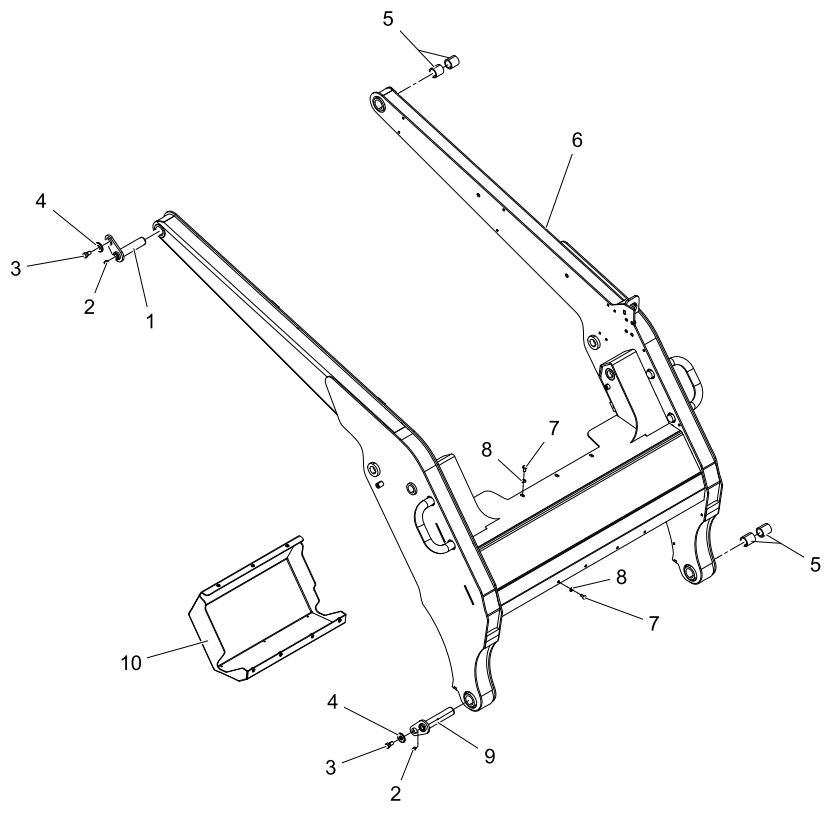
**NOTE:** When ordering parts that are painted, a specific part number format is required. Please refer to page II of this manual for paint code and ordering information.

# LIFT ARMS

RT-40 00100 - 01460

Chapter 8

REF. NO.	PART NUMBER	QTY.	DESCRIPTION	REF. NO.	PART NUMBER	QTY.	DESCRIPTION
1	2014-212	2	PIN WELDMENT				
2	0300-607	4	ZERK, GREASE, 1/4-28 1103K21				
3	8102-220	4	CAPSCREW, HH, 3/8-16x0.75", GD8				
4	0090-721	4	WASHER, FENDER, 3/8" x 1.250" OD LCZ STEEL THICK				
5	2010-272	8	BUSHING LOADER TOWER				
6	2014-014	1	LOADER				
7	8102-037	7	CAPSCREW, HH, 1/4-20 UNCx.50, GD8				
8	8050-157	7	WASHER, WROUGHT, #10 3/16, STD, ZN				
9	2014-213	2	PIN WELDMENT				
10	2014-143	1	WLMT COVER VALVE				

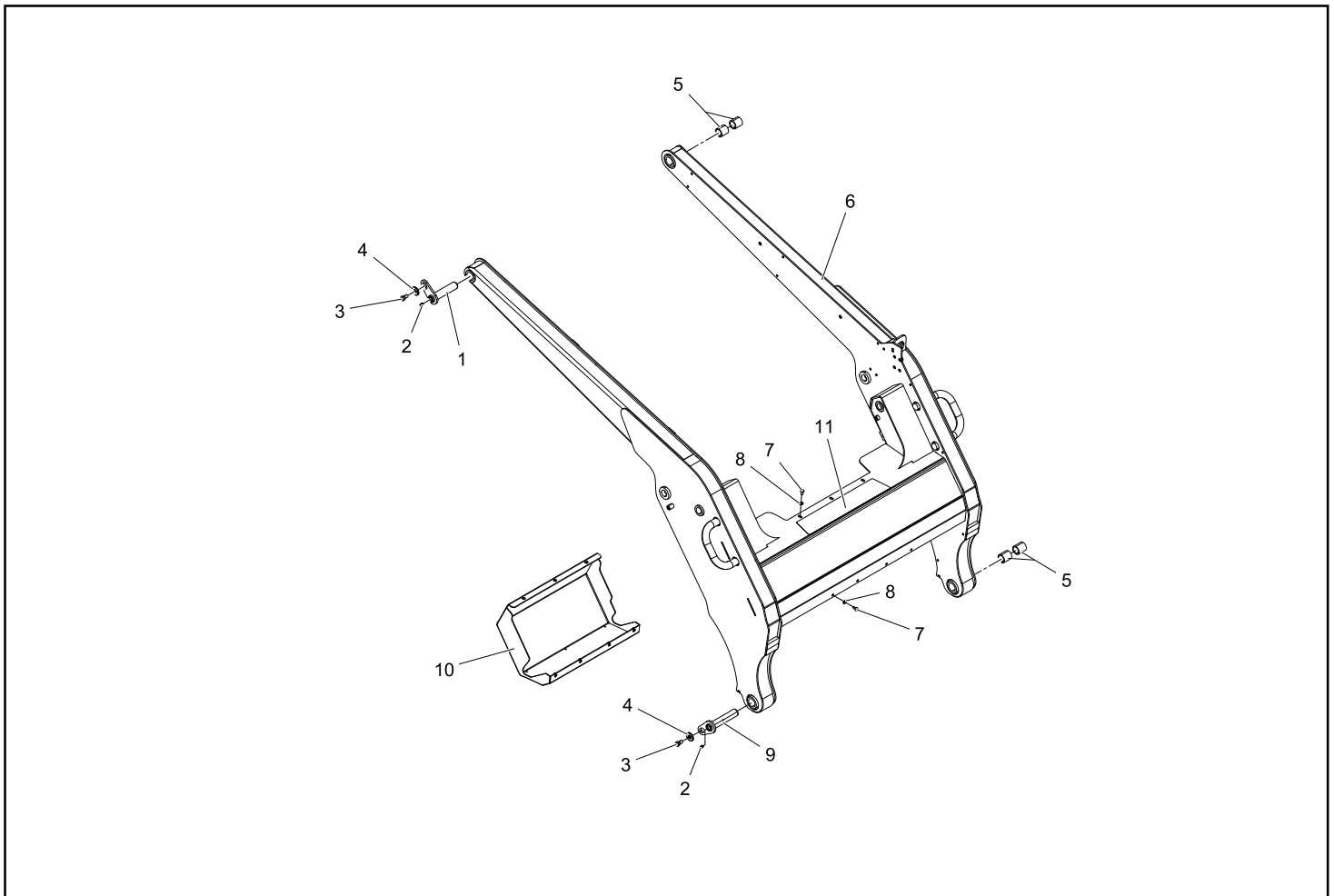


# LIFT ARMS

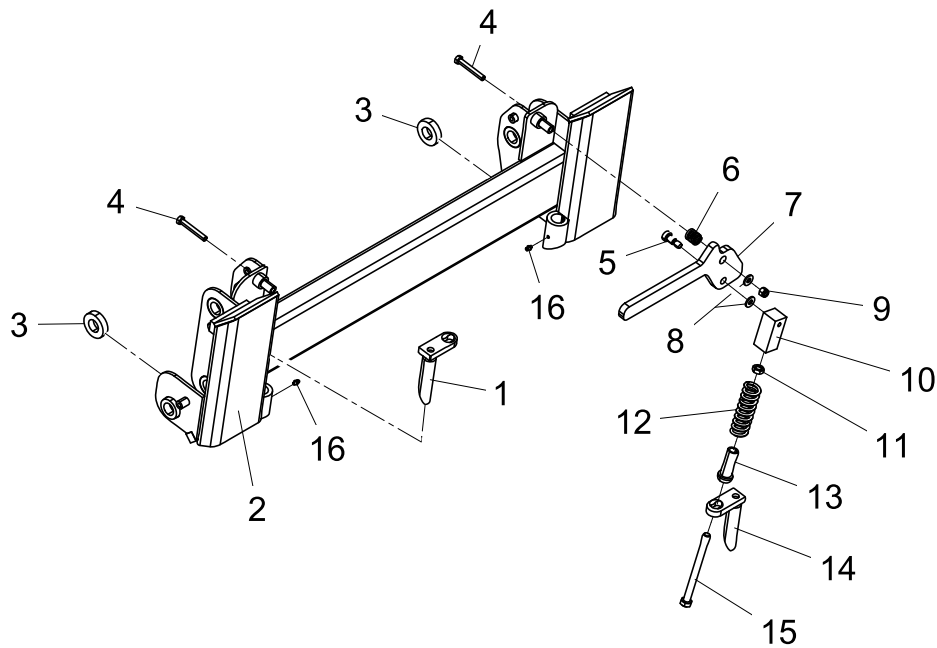
RT-40 valid from 01461

Chapter 8

REF. NO.	PART NUMBER	QTY.	DESCRIPTION	REF. NO.	PART NUMBER	QTY.	DESCRIPTION
1	2014-212	2	PIN WELDMENT				
2	0300-607	4	ZERK, GREASE, 1/4-28 1103K21				
3	8102-220	4	CAPSCREW, HH, 3/8-16x0.75", GD8				
4	0090-721	4	WASHER, FENDER, 3/8" x 1.250" OD LCZ STEEL THICK				
5	2010-272	8	BUSHING LOADER TOWER				
6	2014-014	1	LOADER				
7	8102-037	7	CAPSCREW, HH, 1/4-20 UNCx.50, GD8				
8	8050-157	7	WASHER, WROUGHT, #10 3/16, STD, ZN				
9	2014-213	2	PIN WELDMENT				
10	2014-143	1	WLMT COVER VALVE				
11	2014-496	1	PAD, ANTI-SKID				



REF. NO.	PART NUMBER	QTY.	DESCRIPTION	REF. NO.	PART NUMBER	QTY.	DESCRIPTION
1	2010-413	1	PIN QA WLMT RH				
2	2014-059	1	WLMT QUICK ATTACH				
3	2014-258	2	SPACER LOADER				
4	8102-229	2	CAPSCREW,HH 3/8-16UNCx2.5,GD8				
5	0400-653	2	CAPSCREW,SHOULDER,.5 x.63x3/8-				
6	0400-652	2	SPRING,COMPRESSION,.88 x .88 x .091				
7	2010-444	2	HANDLE QUICK ATTACH				
8	8050-262	4	WASHER,WROUGHT,5/16,STD,ZN				
9	8040-486	2	NUT,HEX,NYLOCK,3/8-16 UNC,ZN				
10	2010-547	2	BLOCK LATCH				
11	0304-936	2	NUT,HEX,THIN,1/2-13,ZN				
12	0400-651	2	SPRING,COMPRESSION PLATED				
13	0400-621	2	SPOOL,PIVOT				
14	2010-412	1	PIN QA WLMT LH				
15	8102-418	2	CAPSCREW,HH,1/2-13UNCx 6.0,GD8,ZN				
16	0300-607	2	ZERK,GREASE,1/4-28 1103K21				



# Chapter 9

## Graphics / Safety Decals

### **9-1 ISO Safety Decals**

RT-40 Serial # 00100 - 01460 **9-1A**

RT-40 Serial # valid from - 01461 **9-1A**

### **9-2 Machine Graphics - ASV**

RT-40 Serial # valid from - 00100 **9-2A**

**\* Parts manuals are updated frequently. To ensure current parts information, always refer to the latest version of this manual (posted online, consult your dealer).**

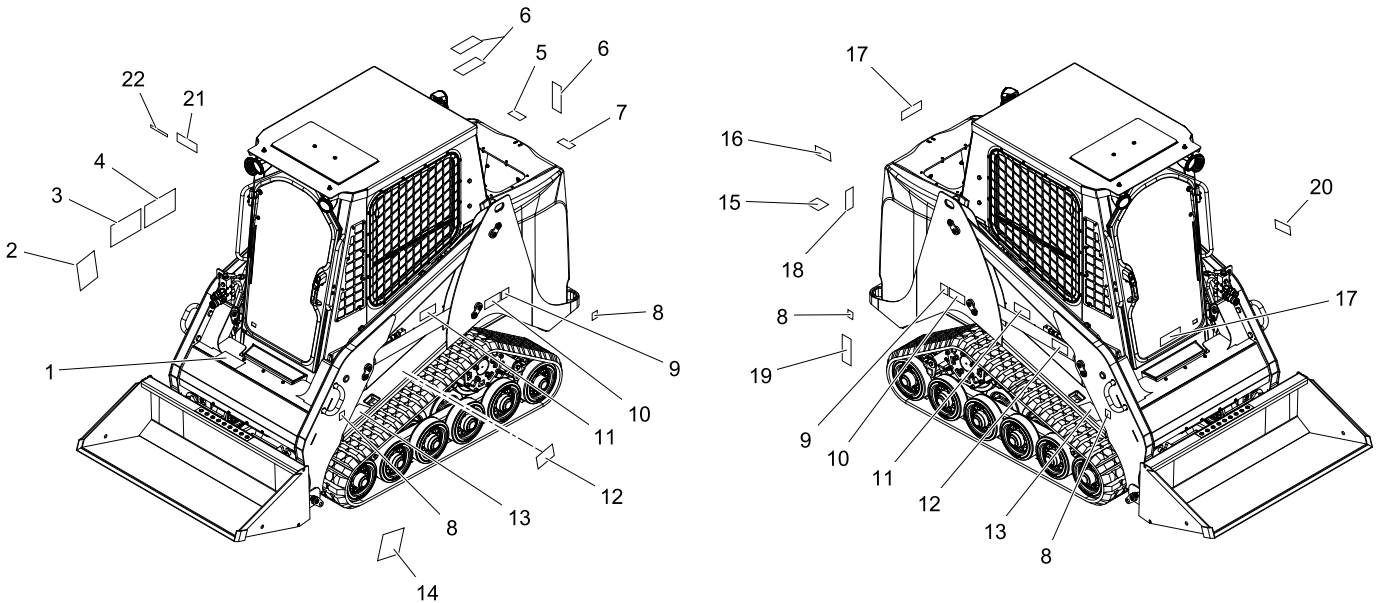
# ISO SAFETY DECALS

RT-40 00100 - 01460

Chapter 9

REF. NO.	PART NUMBER	QTY.	DESCRIPTION	REF. NO.	PART NUMBER	QTY.	DESCRIPTION
1		1	DECAL 3 POINT (NO TEXT) ISO				
2		1	DECAL CONTROLS RIGHT (NO TEXT)				
3		1	DECAL NO RIDERS/WORK PLATFORM READ O&M				
4		1	DECAL CARRY LOADS/KEEP INSIDE (NO TEXT)				
5		1	DECAL ENGINE COMPARTMENT (COMBINAT)				
6		3	DECAL ISO SAFETY EXHAUST HOT				
7		1	DECAL ISO SAFETY FAN AND BELT				
8		4	DECAL, TIE DOWN 156-5762				
9		2	DECAL ISO CLEAN UNDERCARRIAGES NOTICE				
10		2	DECAL MOVING PARTS (TRACK WARNING)(NO TE				
11		2	DECAL ISO SAFETY SKIN OIL INJECTION				
12		2	DECAL LOADER LOCK (NO TEXT) ISO				
13		2	DECAL BOOM CRUSH PT (NO TEXT) ISO				
14		1	DECAL CONTROLS LEFT (NO TEXT)				
15		1	DECAL CE HYDRAULIC OIL ONLY				
16		1	DECAL, ISO READ MANUAL				
17		1	DECAL EMERGENCY EXIT ISO- STANDARD WINDO				
18		1	DECAL ISO ULSD FUEL HANDLING PRECAUTIONS				
19		1	DECAL ISO SAFETY BATTERY				
20		1	DECAL BRUSHCUTTING (NO TEXT)				
21		1	DECAL, ISO READ MANUAL				
22		1	DECAL, PROP 65 WT				

Safety decals are sold in sheet form only. Quantities and descriptions listed above are for reference / placement.  
**Cab Interior Decal Sheet: 2014-731 Chassis Exterior Decal Sheet: 2014-732**



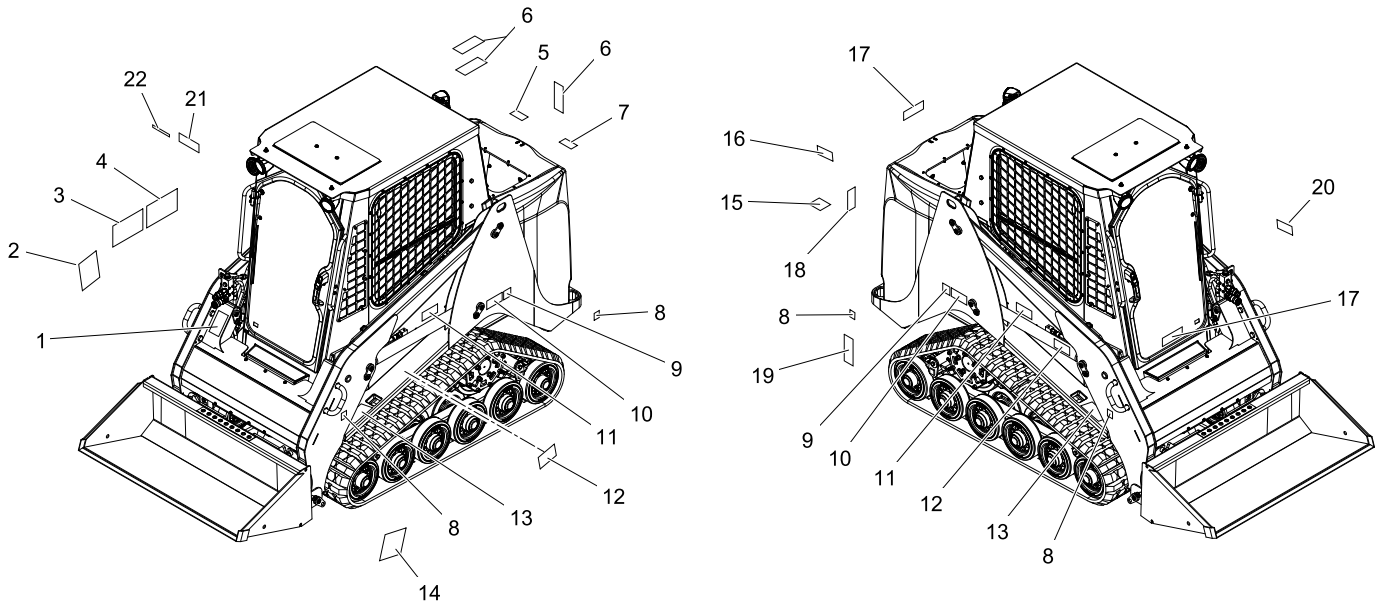
# ISO SAFETY DECALS

RT-40 valid from 01461

Chapter 9

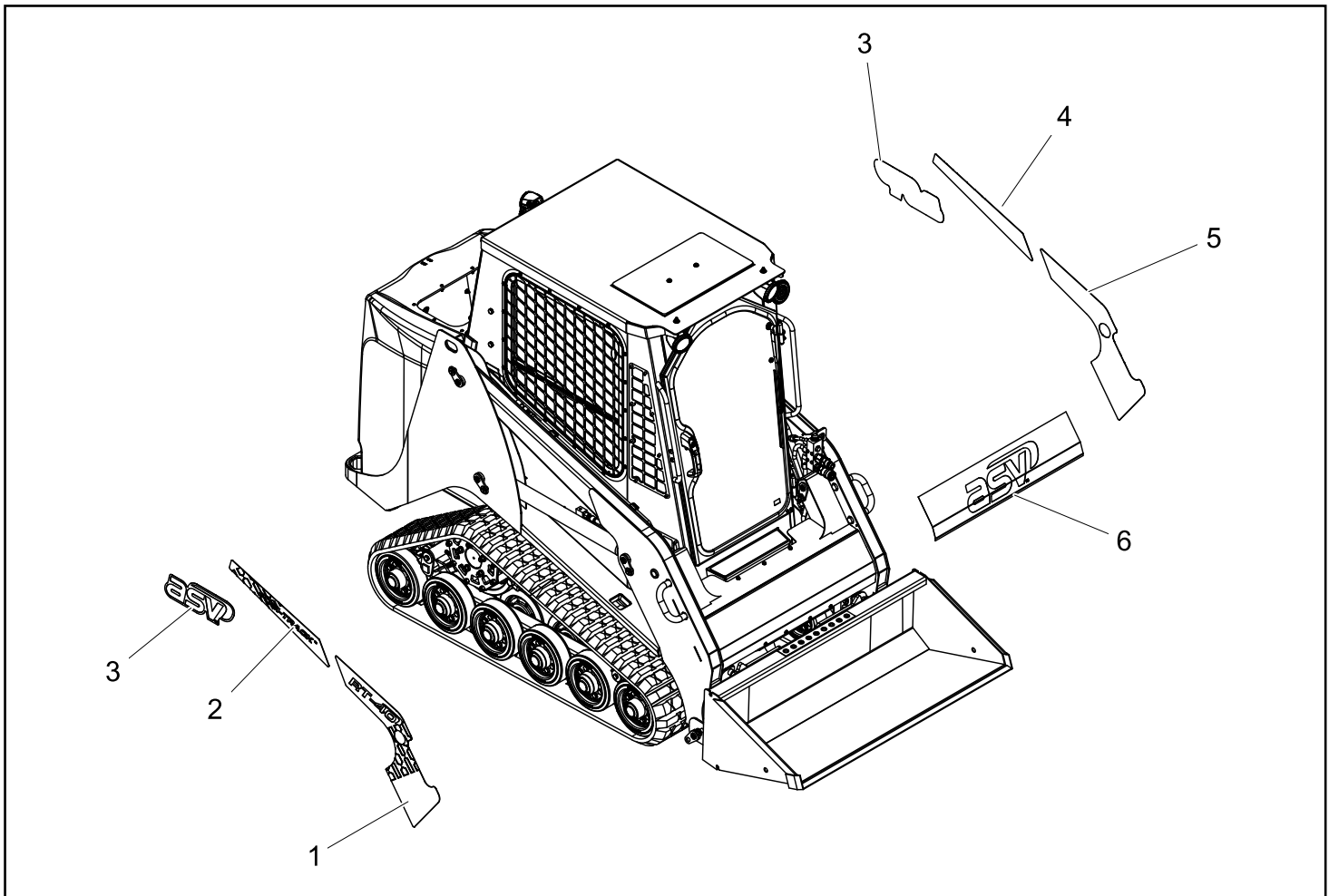
REF. NO.	PART NUMBER	QTY.	DESCRIPTION	REF. NO.	PART NUMBER	QTY.	DESCRIPTION
1		1	DECAL 3 POINT (NO TEXT) ISO				
2		1	DECAL CONTROLS RIGHT (NO TEXT)				
3		1	DECAL NO RIDERS/WORK PLATFORM READ O&M				
4		1	DECAL CARRY LOADS/KEEP INSIDE (NO TEXT)				
5		1	DECAL ENGINE COMPARTMENT (COMBINAT)				
6		3	DECAL ISO SAFETY EXHAUST HOT				
7		1	DECAL ISO SAFETY FAN AND BELT				
8		4	DECAL, TIE DOWN 156-5762				
9		2	DECAL ISO CLEAN UNDERCARRIAGES NOTICE				
10		2	DECAL MOVING PARTS (TRACK WARNING)(NO TE				
11		2	DECAL ISO SAFETY SKIN OIL INJECTION				
12		2	DECAL LOADER LOCK (NO TEXT) ISO				
13		2	DECAL BOOM CRUSH PT (NO TEXT) ISO				
14		1	DECAL CONTROLS LEFT (NO TEXT)				
15		1	DECAL CE HYDRAULIC OIL ONLY				
16		1	DECAL, ISO READ MANUAL				
17		1	DECAL EMERGENCY EXIT ISO- STANDARD WINDO				
18		1	DECAL ISO ULSD FUEL HANDLING PRECAUTIONS				
19		1	DECAL ISO SAFETY BATTERY				
20		1	DECAL BRUSHCUTTING (NO TEXT)				
21		1	DECAL, ISO READ MANUAL				
22		1	DECAL, PROP 65 WT				

Safety decals are sold in sheet form only. Quantities and descriptions listed above are for reference / placement.  
**Cab Interior Decal Sheet: 2014-731 Chassis Exterior Decal Sheet: 2014-732**



REF. NO.	PART NUMBER	QTY.	DESCRIPTION
1	2014-292	1	DECAL
2	2010-864	1	DECAL LOADER RH REAR RT30
3	2030-333	2	DECAL ASV
4	2010-865	1	DECAL LOADER LH REAR RT30
5	2014-293	1	DECAL
6	2030-337	1	DECAL LOADER FRONT

REF. NO.	PART NUMBER	QTY.	DESCRIPTION



## Kits

<u>Page</u>	<u>Kit</u>	<u>Part number</u>
7-1A	Optional Beacon kit	0402-344
7-3A	Complete side window kit	7800-182
	Complete door Field Install	7800-174
7-3A	Poly Door kit- Field Install Kit	7800-190



**ASV Holdings Inc.**

**840 Lily Lane**

**Grand Rapids, MN 55744**

**1-800-205-9913**

**[www.asvi.com](http://www.asvi.com)**