



93315-00463

Mar-2016

# *PARTS CATALOG*

*WHEEL LOADER*

*95Z7*

*97Z7*

EQUIPMENT COMPONENT **G'D5FHG**

Powered by ISUZU 6WG1 Engine

Serial No. 97J1-0101 ~



# CONTENTS I

• Before Use

• Chassis No. and Manufacturer's Serial No.

• CONTENTS II

• PARTS NAME INDEX

• 95Z7 EQUIPMENT COMPONENTS PARTS

## • PUMP

PUMP (MAIN) .....	1
PUMP .....	7
PUMP (EMERGENCY) .....	9

## • MOTOR

FAN MOTOR .....	11
-----------------	----

## • VALVE

CONTROL VALVE .....	13
CONTROL VALVE .....	17
CONTROL VALVE (WITHOUT RIDECONTROL MAGNET VALVE) .....	21
VALVE(CONTROL) .....	25
CONTROL VALVE (FOR 3-WAY PIPING)/ADD-ON .....	29
STEERING VALVE .....	31
CONTROL VALVE (FOR STICK STEERING) .....	35
BRAKE VALVE .....	37
BRAKE VALVE .....	39
BRAKE VALVE .....	41
UNLOADER VALVE .....	45
PILOT VALVE .....	47
PILOT VALVE (FOR 3-WAY PIPING) .....	51
PILOT VALVE (FOR 3-WAY PIPING) .....	53
PILOT VALVE (FOR SINGLE LEVER) .....	55
PILOT VALVE (FOR SINGLE LEVER) .....	59
VALVE (RIDE CONTROL) .....	63

FLOW CONTROL VALVE (FOR PILOT LINE) .....	67
---	----

• CYLINDER

STEERING CYLINDER .....	69
LIFT CYLINDER .....	71
TILT CYLINDER (LH) .....	73
TILT CYLINDER (RH) .....	75
TILT CYLINDER /(HIGH LIFT ARM SPEC.) .....	77
TILT CYLINDER /(HIGH LIFT ARM SPEC.) .....	79

• POWER TRAIN

TRANSMISSION .....	81
TRANSMISSION ASSY .....	85
TORQUE CONVERTER MOUNT .....	87
TORQUE CONVERTER .....	91
EXTERNAL PIPING & ELBOW .....	93
CLUTCH ASSY .....	95
T/M CONTROL VALVE ASSY .....	101
REDUCING VALVE ASSY .....	105
REPAIR KIT .....	109
FRONT AXLE .....	111
FRONT AXLE .....	115
REAR AXLE .....	119
REAR AXLE .....	123
FRONT DIFFERENTIAL .....	127
REAR DIFFERENTIAL .....	131
2ND PROPELLER SHAFT .....	135
3RD PROPELLER SHAFT .....	137

• OTHERS

ORBITROL(TM) .....	139
ORBITROL(TM)/(FOR JOYSTICK STEERING) .....	141
ACCUMULATOR .....	143

• PARTS NO INDEX

# ご使用のまえに

## I. はじめに

このパーツカタログは、表紙に記載している機種に適用します。  
特殊仕様の部品等については、含まれておりません。  
なお、エンジンは別冊「エンジン パーツカタログ」をご覧ください。

## II. 部品のご注文について

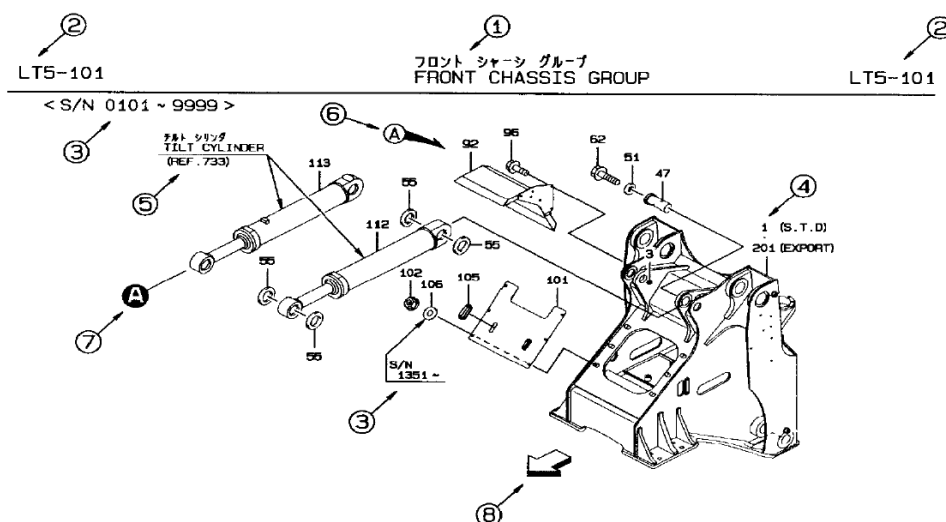
部品をご注文する際は、このパーツカタログのイラストとリストをご参照の上、  
機種名・車台番号・部品番号・部品名称・必要数量等を明確にご連絡下さい。

## III. パーツカタログの見方について

パーツカタログ上のイラストは、部品の「位置・形状」を、部品のご注文に際し、  
支障のない範囲で示してありますので、必ずしも現品と一致いたしません。

### 1. イラストの見方

下記、例示イラストを参考に、ご理解願います。



○付き数字の内容は、次のとおりです。

- ① 装置名称
- ② 機種コード・装置番号
- ③ 適用車台番号（適用開始・終了車台番号を表示しています）
- ④ 照号（リストの照号と一致します）
- ⑤ 関連装置案内記号。
- ⑥ 風船記号（詳細図有りを示しています）
- ⑦ 接続記号。
- ⑧ 方向記号（車両の前方向を示しています）

## 2. リストの見方

下記、例示リストを参考に、ご理解願います。

SYM BOL	PART NUMBER	PART NAME	UNIT Q'TY	SERIAL		N P D	REMARKS				REMARK
				(A)	(B)		(A)	(B)	(C)	(D)	
1A	34256-20050	CHASSIS ASSY, FRONT	1	101	120		Y01				
B	34256-20060	CHASSIS ASSY, FRONT	1	121	-	B	Y02				
2A	30040-20060	ARM ASSY, LIFT	1	101	-		Y03				
3A	44340-70210	MIRROR	1	101	120						
B	44344-70020	MIRROR, ROOM	1	121	-	B			WA1		
4A	40901-26700	BRACKET	1	101	120						
B	41605-41290	PLATE	1	121	-	B			A1		
41A	41621-20340	STOPPER	3	101	-		01	02			
42A	41621-20320	STOPPER	2	101	-		01	02			
51A	49327-60600	SEAL KIT	1	101	-				QK1		
61A	47193-70040	RING SLIPPER	1	101	-					K1	
62A	47171-70200	RING,WEAR	1	101	-					K1	

○ 付き数字の内容は、次のとおりです。

- ① ○○○ (機種コード)  
パーツカタログの機種コード (本体機種名とは異なります)
- ② □□□ (装置番号)  
SECTION INDEX で索引する場合のキーとなります。
- ③ SYMBOL (照 号)  
イラスト(装置図) から部品番号を見つけ出すキーとなります。  
但し、照号 000A・000B・・・等、頭3桁が「0」の場合は、その「装置アッセン」を表わします。
- ④ UNIT Q' TY (数 量)
  - (1) 1セット分の数量を表わします。  
但し、照号 000A・000B・・・等の場合は1台分の数量を表わします。
  - (2) 1M・2M・・・等の表示は、メータ単位で販売します。  
実寸法の長さはREMARK欄に記載しています。  
【例1】 UNIT Q' TY欄に2M、REMARK欄にL=1700 と記載されている場合、  
実寸法の長さは1700mmを表わし「2m」販売となります。  
【例2】 UNIT Q' TY欄に2M、REMARK欄にL=1400×Q' TY 2 と記載されている場合、  
実寸法の長さは1400mmを2本(箇所)使用している事を表わし「2m」販売とします。  
2本分必要な場合は「3m」注文して下さい。
  - (3) A/Rと記載されている場合は、必要な数量だけ注文して下さい。

⑤ SERIAL (A)・SERIAL (B) (適用車台番号)

SERIAL (A) …… 適用開始車台番号を示します。

SERIAL (B) …… 適用終了車台番号を示します。




但し、トルクコンバータ・トランスミッション・キャブは、車台番号と異なります。

⑥ REMARKS 欄「N」(非販売品)

非販売品は「N」と記載しています。

⑦ REMARKS 欄「P」(部品互換性)

部品の互換性は「A」「B」「C」の記号で記載され、その内容は次のとおりです。

「A」	新部品と旧部品は相互で互換性有ります。	新部品		旧部品
「B」	新部品と旧部品は互換性が有りません。	新部品		旧部品
「C」	新部品は旧部品の代替品となります。	新部品		旧部品

但し、旧部品は新部品と互換性は有りません。

⑧ REMARKS 欄「D」(廃止・補給停止)

「D」…… 廃止を示します。

「H」…… 生産中止又は補給停止を示します。

但し、代替品は直下に記載しています。

⑨ REMARKS 欄「(A)」「(B)」「(C)」「(D)」

この欄には次の記号が入り、各記号の内容は次のとおりです。

(1) 親子関係部品

(a) 01～ …… Y01～ の「アッセン部品」の構成部品を表わします。

(b) Y01～ …… 01～ の部品を含んで構成されている「アッセン部品」を表わします。

【例 1】(前頁リスト参照)

照号 1A 34256-20050 は、REMARKS 欄「(A)」に Y01 が記載されています。

これは、同欄に 01 が記載してある照号 41A・42A の部品を含んで構成されているアッセン部品です。

(2) キット関係部品

(a) K1～ …… QK1～ の「キット部品」の構成部品を表わします。

(b) QK1～ …… K1～ の部品からなる「キット部品」を表わします。

(3) セット互換性部品

(a) A1～ …… WA1～ の「セット互換部品」の構成部品を表わします。

(b) WA1～ …… A1～ の部品を 1 セットとする事により、互換性があることを表わします。

但し、WA1～ 記してある部品のみでは、セット品を表わしていませんので、A1～ すべての部品を同時に要求して下さい。

【例 2】(前頁リスト参照)

照号 3A 44340-70210 と照号 3B 44340-70020 とは互換性無し「B」ですが、

照号 3B に照号 4B をセットすることで、照号 3A と照号 3B が互換性有り「C」となります。

⑩ REMARKS 欄 「REMARK」 (参考事項)

主な参考事項は次のとおりです。

- (1) REF 618 …………… 装置番号 618 参照を示します。
- (2) FR LH …………… 車の進行方向に向かったの左側を示します。
- (3) FR RH …………… 車の進行方向に向かったの右側を示します。
- (4) D80×185L …… 直径 80 mm 長さ 185mm を示します。
- (5) (01)～ …………… 装置番号 391 の Y01～のリペアキットの構成部品を示します。
- (6) (K1)～ …………… 装置番号 391 の QK1～のリペアキットの構成部品を示します。
- (7) (K) …………… 装置番号 391 の構成部品を示します。
- (8) 旧部品番号・参考部品番号等の記載。

IV. 補修用部品の供給年限について

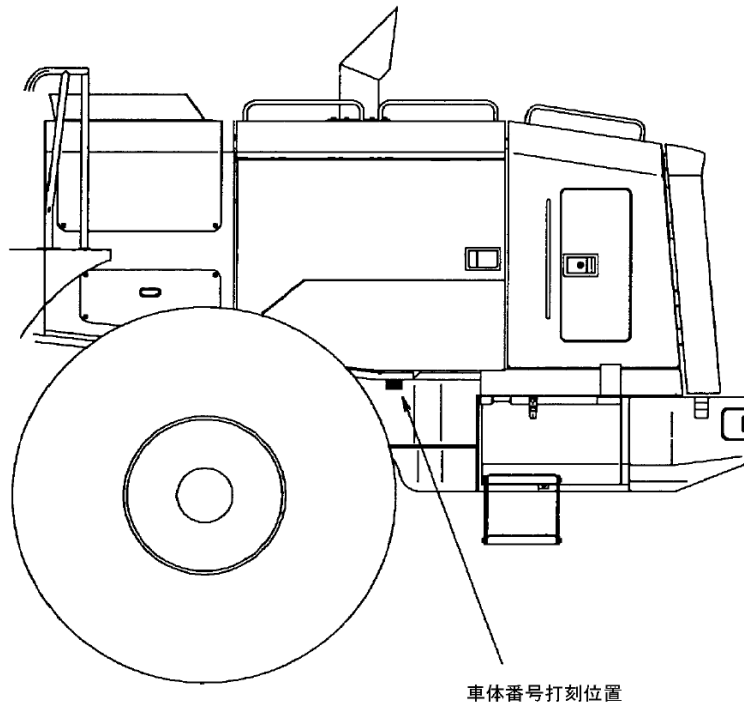
本機に係る補修用部品の供給年限は、原則として、本機の生産中止年月より起算して 10 年とします。

(ご注意)

- 1. イラストに照号のないものは、単品での供給は出来ません。
- 2. 本カタログの記載部品は予告なしに、削除・変更・非販売とすることがありますのでご承知下さい。

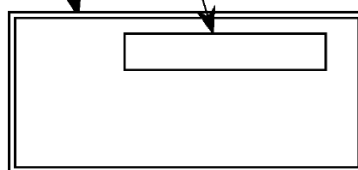
## 車体番号・製造番号

1. 車体番号・製造番号の打刻位置は次のとおりです。



シリアルナンバープレート

製造番号打刻位置



注)シリアルナンバープレートの取付け位置は、マーキング グループのセクションを参照して下さい。

2. 打刻されている車台番号・製造番号を本パーツカタログでは、次の様に記載しています。

パーツカタログ記載のシリアル番号	車体番号	製造番号
0101	97J1-0101	97J1-0101
5001	97J1-5001	97J1-5001
9001	97J1-9001	97J1-9001

部品発注等に備えて、貴車の機種名・車台番号・製造番号・納入年月日を記入しておかれますと、なにかと便利です。

機種名	
車台番号	
製造番号	
納入年月日	



## 2. How to use the lists

The list shown below as an example helps you to understand how to use the lists.

SYM- BOL	PART NUMBER	PART NAME	UNIT Q'TY	SERIAL (A) (B)	N P D	REMARKS				REMARK
						(A)	(B)	(C)	(D)	
1A	34256-20050	CHASSIS ASSY, FRONT	1	101-120		Y01				
B	34256-20060	CHASSIS ASSY, FRONT	1	121-	B	Y02				
2A	30040-20060	ARM ASSY, LIFT	1	101-		Y03				
3A	44340-70210	MIRROR	1	101-120						
B	44344-70020	MIRROR, ROOM	1	121-	B					WA1
4A	40901-26700	BRACKET	1	101-120						
B	41605-41290	PLATE	1	121-	B					A1
41A	41621-20340	STOPPER	3	101-		01	02			
42A	41621-20320	STOPPER	2	101-		01	02			
51A	49327-60600	SEAL KIT	1	101-						QK1
61A	47193-70040	RING SLIPPER	1	101-						K1
62A	47171-70020	RING, WEAR	1	101-						K1

Encircled numbers indicate the following contents:

① ○○○ (MODEL CODE)

Model code shown in the parts catalog (which is different from the model name of the main unit)

② □□□ (SECTION NO.)

Key in retrieval in "SECTION INDEX"

③ SYMBOL

Key to find a parts No. from an illustration (unit drawing)

However, a value starting with three "0" such as "000A" and "000B" indicates the "unit assembly".

④ PART NUMBER

⑤ PART NAME

⑥ UNIT Q'TY

(1) This column indicates the quantity of one set

However, when the "SYMBOL" column indicates "000A", "000B", etc., the "UNIT Q'TY" column indicates the quantity for one machine.

(2) A value with "M" such as "1M" and "2M" indicates that the part is sold in the unit of shown value.

The actual length is shown in the "REMARK" column.

[Example 1] When the "UNIT Q'TY" column indicates "2M" and the "REMARK" column indicates "L=1700", the actual length is 1,700 mm and the part is sold in the unit of 2 meters.

[Example 2] When the "UNIT Q'TY" column indicates "2M" and the "REMARK" column indicates "L=1400xQ'TY 2", the actual length of 1,400 mm is used in 2 positions and the part is sold in the unit of 2 meters. If the part is required in 2 positions, order "3 meters".

(3) When "A/R" is indicated, order the required quantity. This is normally used for shims or liners.

⑦ SERIAL(A) • SERIAL(B) (applicable chassis Nos.)

SERIAL(A) : Indicates the application start chassis No.

SERIAL(B) : Indicates the application end chassis No.

However, the torque converter, the transmission and the cab are different from the chassis No. (The serial number shown is for the component – not the machine or chassis.)

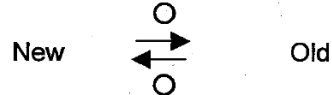
⑧ REMARKS: [N] (not for sale)

Parts not for sale are indicated as "N".

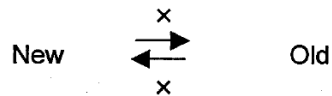
⑨ REMARKS: [P] (parts compatibility)

The parts compatibility is indicated in symbols, A, B and C having the following meanings:

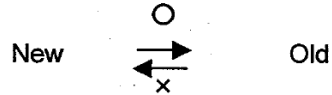
[A] A new part and an old part are completely interchangeable with each other.



[B] A new part and an old part are not interchangeable with each other.



[C] A new part is an alternative of an old part. In this case, an old part is not interchangeable with a new part.



⑩ REMARKS: [D]

[D] Indicates that the part is deleted.

[H] Indicates that production or supply of the part is stopped. An alternative is shown just below.

⑪ REMARKS: [(A)], [(B)], [(C)], [(D)]

Symbols indicated in this column have the following meanings.

(1) Assembly parts

(a) 01 - : Indicates parts which make up the assembly parts.

(b) Y01 - : Indicates assembly parts which is made up of the parts 01,02-09.

[Example 1] (Refer to the list in the previous page.)

The part 1A 34256-20050 front chassis has Y01 in the Remarks column, it means that the Front chassis includes the parts with 01[41A and 42A] in the Remarks column.

(2) Kit parts

(a) K1 - : Indicates parts which make up the kit.

(b) QK1 - : Indicates a kit which is made up of parts K1 -, K2 -.

(3) Parts which has a interchangeability when replace with the other related parts.

(a) A1 - : Indicates parts which need to make a interchangeability.

(b) WA1~ : Indicates parts which have a interchangeability when replace with A1 parts.

[Example 2] (Refer to the list in the previous page.)

The part 3B 44344-70020 [WA1] can replace the old part 3A 44340-70210 only if the plate 4B 41605-41290 [A1] is also replaced together.

## ⑫ REMARKS

The other major remarks are shown below:

- (1) REF 618 : Indicates the section No. 618.
- (2) FR LH : Indicates the left side toward the machine forward direction.
- (3) FR RH : Indicates the right side toward the machine forward direction.
- (4) D80×185L : Indicates "diameter = 80 mm, length = 185 mm".
- (5) (01) ~ : Indicates a component of a repair kit Y01~ of the section No. 391.
- (6) (K1) ~ : Indicates a component of a repair kit QK1~ of the section No. 391.
- (7) (K) : Indicates a component of the section No. 391.
- (8) Old parts No. • reference parts No., etc.

### (Note)

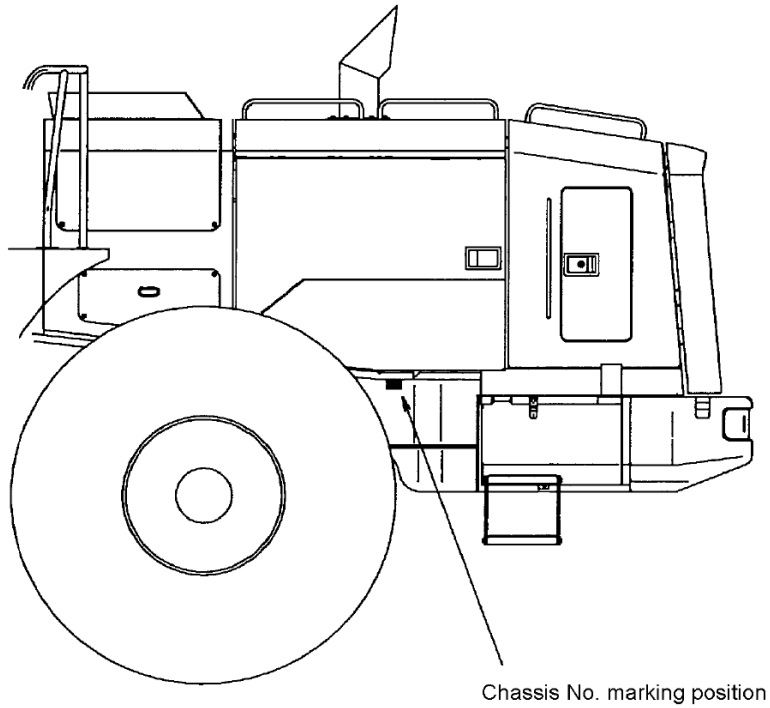
1. Parts without an item or symbol number in illustrations cannot be supplied in the form of single parts.
2. Parts shown in this catalog may be deleted, changed or specified as "not for sale" without prior notice.

### WARNING :

1. The purpose in issuing this parts catalog is to use for clarifying the parts and for placing the parts order to your Kawasaki loader dealer.
2. You also can use this parts catalog to exchange parts information between you and your Kawasaki loader dealer for clarifying the parts.
3. You must not perform any repair, disassembly and reassembly work on the machine. Contact your Kawasaki loader dealer and ask him to do the above work.

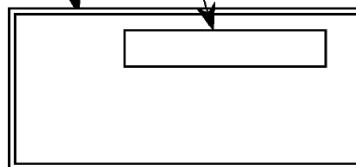
## Chassis No. and Manufacturer's Serial No.

1. The chassis No. and the manufacturer's serial No. are marked in the following positions:



Serial number plate

Manufacturer's serial No.  
marking position



Note: For the serial No. plate installation position, refer to the Marking group section.

2. The chassis No. and the manufacturer's serial No. marked on the machine are indicated in this parts catalog as follows:

Serial No. shown in parts catalog	Chassis No.	Manufacturer's serial No.
0101	97J1-0101	97J1-0101
5001	97J1-5001	97J1-5001
9001	97J1-9001	97J1-9001

It is recommended to write the model name, the chassis No., the manufacturer's serial No. and the date of delivery of your machine in the table below to speed parts orders in the future.

<b>Model name</b>	
<b>Chassis No.</b>	
<b>Manufacturer's serial No.</b>	
<b>Date of delivery</b>	

## Avant utilisation

### I. Introduction

Ce catalogue de pièces est applicable aux modèles indiqués sur la couverture.

Les pièces avec des spécifications particulières ne sont pas incluses.

Pour les moteurs, reportez-vous au « Catalogue de pièces des moteurs » offert séparément.

### II. Comment commander les pièces

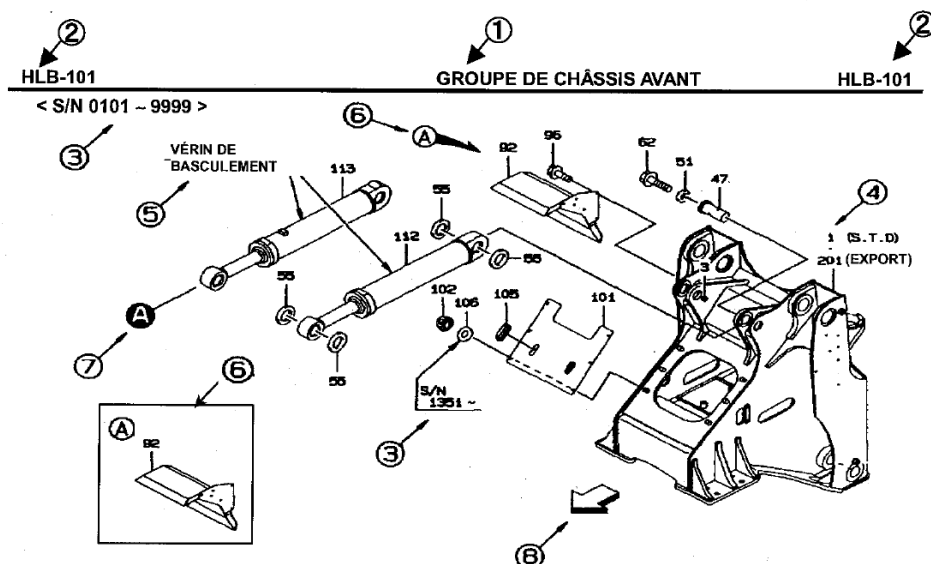
Pour commander une pièce, reportez-vous aux illustrations et aux listes dans ce catalogue de pièces et précisez clairement à notre société le nom du modèle, le n° de châssis, le n° et le nom des pièces, la quantité voulue etc....

### III. Comment regarder le catalogue de pièces

Les illustrations dans le catalogue de pièces indiquent « la position et la forme » de chaque pièce dans le champ désiré pour passer la commande. Les illustrations ne représentent donc pas toujours la pièce réelle.

#### 1. Comment regarder les illustrations

L'exemple de l'illustration donné ci-dessous vous aidera à comprendre comment regarder les illustrations.



Les numéros encadrés indiquent les contenus suivants:

- ①, ② Code du modèle, n° de section et nom de section
- ③ N° de châssis applicables (qui indiquent les n° de châssis de début et de fin de l'application)
- ④ Symbole (correspondant à la colonne « SYMBOLE » présenté dans la liste)
- ⑤ Symbole approprié d'aide d'unité
- ⑥ Symbole de ballon (qui indique la présence d'un dessin détaillé)
- ⑦ Symbole de raccord (indique où se trouve le raccord entre un composant et un autre)
- ⑧ Symbole de la direction (qui indique la partie avant de la machine)

## 2. Comment utiliser les listes

Un exemple d'illustration donné ci-dessous vous aidera à comprendre comment utiliser les listes.

SYMBOLE	N° DE PIECE	NOM DE PIECE	UNITES DE QUANTITES	SÉRIE (A) (B)	N P D	REMARQUES				REMARQUES
						(A)	(B)	(C)	(D)	
1A	34256-20050	CHASSIS ASSY, FRONT	1	101-120		Y01				
B	34256-20060	CHASSIS ASSY, FRONT	1	121-	B	Y02				
2A	30040-20060	ARM ASSY, LIFT	1	101-		Y03				
3A	44340-70210	MIRROR	1	101-120						
B	44344-70020	MIRROR, ROOM	1	121-	B					WA1
4A	40901-26700	BRACKET	1	101-120						
B	41605-41290	PLATE	1	121-	B					A1
41A	41621-20340	STOPPER	3	101-		01	02			
42A	41621-20320	STOPPER	2	101-		01	02			
51A	49327-60600	SEAL KIT	1	101-						QK1
61A	47193-70040	RING SLIPPER	1	101-						K1
62A	47171-70020	RING, WEAR	1	101-						K1

Les numéros encadrés indiquent les contenus suivants :



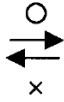
- ① ○○○ (CODE DE MODÈLE)  
Code de modèle indiqué dans le catalogue de pièces (différent du nom de modèle de l'unité principale)
- ② □□□ (N° DE SECTION)  
Clé de recherche dans « SOMMAIRE DES SECTIONS »
- ③ SYMBOLE  
Clé pour trouver le N° d'une pièce à partir d'une illustration (dessin d'unité).  
Cependant, une valeur débutant de trois « 0 » comme « 000A » et « 000B » indique « le montage d'unité »
- ④ N° DE PIECE
- ⑤ NOM DE PIECE
- ⑥ UNITES DE QUANTITES

- (1) Cette colonne indique la quantité d'un jeu  
Cependant, si la colonne « SYMBOLE » indique « 000A », « 000B » etc., la colonne « UNITES DE QUANTITES » indique la quantité pour une machine
- (2) Une valeur contenant « M » comme « 1M » et « 2M » indique que la pièce est vendue dans l'unité de valeur indiquée.  
La longueur réelle est indiquée dans la colonne « REMARQUE. »  
[Exemple 1] Si la colonne « Q'TY UNITÉ » indique « 2M » et la colonne « REMARQUE » indique « L=1700 », la longueur réelle est de 1.700 mm et la pièce est vendue en unité de 2 mètres.  
[Exemple 2] Si la colonne « UNITES DE QUANTITES » indique « 2M » et la colonne « REMARQUE » indique « L=1400xQ'TY 2 », la longueur réelle de 1,400 mm est utilisée en 2 positions et la pièce est vendue en unité de 2 mètres. Si la pièce est demandée en 2 positions, commandez « 3 mètres. »
- (3) Si l'indication est « A/R », commandez la quantité voulue. C'est utilisé d'habitude pour les cales ou les tissus entraîneurs.

- ⑦ **SÉRIE(A) • SÉRIE(B)** (n° de châssis applicables)  
**SÉRIE(A)** : Indique le n° de châssis de début d'application.  
**SÉRIE(B)** : Indique le n° de châssis de fin d'application.  
 Cependant, le convertisseur de couple, la transmission, et la cabine sont différents du n° de châssis. (Le n° de série indiqué est pour le composant et non pour la machine ou le châssis.)

- ⑧ **REMARQUES : [N]** (non mis en vente)  
 Pièces non mises en vente sont indiquées par « N. »

- ⑨ **REMARQUES : [P]** (compatibilité des pièces)  
 La compatibilité des pièces est indiquée par les symboles A, B et C avec les significations suivantes :

[A] Une pièce neuve et une pièce ancienne sont complètement interchangeables l'une avec l'autre.	NEUVE		ANCIENNE
[B] Une pièce neuve et une pièce ancienne ne sont pas interchangeable l'une avec l'autre.	NEUVE		ANCIENNE
[C] Une pièce neuve est une alternative d'une pièce ancienne. Dans ce cas, une pièce ancienne n'est pas interchangeable avec une pièce neuve.	NEUVE		ANCIENNE

- ⑩ **REMARQUES : [D]**

[D] Indique que la pièce est supprimée.

[H] Indique que la fabrication ou la fourniture de la pièce est arrêtée.  
 Une alternative est montrée juste ci-dessous.

- ⑪ **REMARQUES : [(A)], [(B)], [(C)], [(D)]**

Les symboles indiqués dans cette colonne ont les significations suivantes.

(1) Pièces d'assemblage

(a) 01 - : Indique les pièces qui constituent les pièces d'assemblage.

(b) Y01 - : Indique les pièces d'assemblage constituées des pièces 01, 02-09.

[Exemple 1] (Reportez-vous à la liste de la page précédente.)

Le Y01 dans la colonne Remarques de la pièce 1A 34256-20050 châssis en avant indique que le châssis en avant inclut les pièces ayant 01[41A et 42A] dans la colonne Remarques.

(2) Pièces de la trousse

(a) K1 - : Indique les pièces qui constituent la trousse.

(b) QK1 - : Indique une trousse constituée des pièces K1-, K2-.

(3) Pièces ayant une interchangeabilité quand elles sont remplacées avec d'autres pièces apparentées.

(a) A1 - : Indique les pièces qui ont besoin de faire une interchangeabilité.

(b) WA1~ : Indique les pièces ayant une interchangeabilité quand remplacées avec les pièces A1.

[Exemple 2] (Reportez-vous à la liste de la page précédente.)

La pièce 3B 44344-70020 [WA1] peut remplacer l'ancienne pièce 3A 44340-70210 seulement si la plaque 4B 41605-41290 [A1] est aussi remplacée avec.

## ⑫ REMARQUES

Les autres remarques principales sont les suivantes :

- (1) REF 618 : Indique le n° de section 618.
- (2) FR LH : Indique que la partie gauche est vers la direction en avant de la machine.
- (3) FR RH : Indique que la partie droite est vers la direction en avant de la machine.
- (4) D80×185L : Indique « diamètre = 80 mm, longueur = 185 mm. »
- (5) (01) ~ : Indique un composant de la trousse de réparation Y01~ de la section n° 391.
- (6) (K1) ~ : Indique un composant de la trousse de réparation QK1~ de la section n° 391.
- (7) (K) : Indique un composant de la section n° 391.
- (8) N° de pièces anciennes • N° de pièce de référence, etc.

(Note)

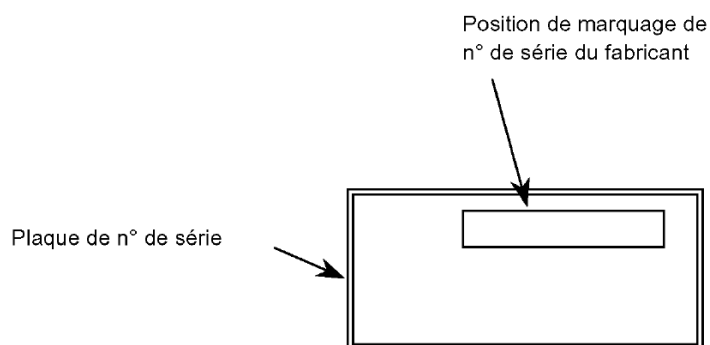
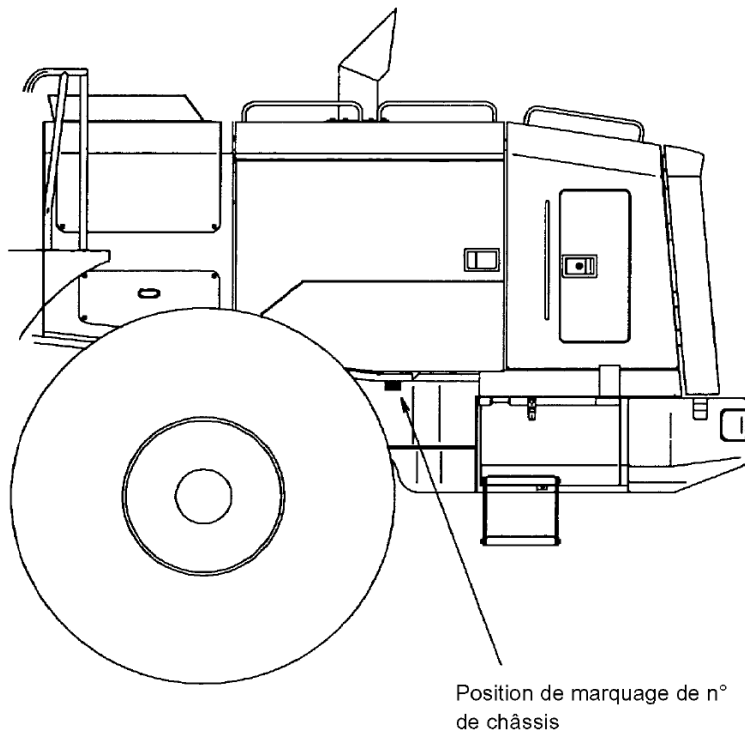
1. Les Pièces sans n° d'article ou de symbole dans les illustrations ne peuvent pas être fournies individuellement.
2. Les pièces montrées dans ce catalogue peuvent être supprimées, modifiées ou indiquées « non mises en vente » sans avis préalable.

AVERTISSEMENT :

1. Le but de ce catalogue de pièces est de donner l'explication des pièces et de faciliter la commande des pièces auprès de votre revendeur chargeur Kawasaki.
2. Vous pouvez également utiliser ce catalogue de pièces pour un échange d'information sur les pièces entre vous et votre revendeur chargeur Kawasaki afin de clarifier les pièces.
3. Vous ne devez effectuer aucun travail de réparation, démontage et remontage sur la machine. Contactez votre revendeur chargeur Kawasaki et demandez-lui de faire les travaux cités ci-dessus.

## N°. de châssis et n°. de série du fabricant

1. Le n° de châssis et le n° de série du fabricant sont indiqués dans les emplacements suivants:



Note: Pour la position d'installation de plaque de n° de série, reportez-vous à la section de groupe marquage

2. Les n° de châssis et n° de série du fabricant marqués sur la machine sont indiqués dans le catalogue des pièces

N° de série indiqué dans le catalogue de pièces	N° de châssis	N° de série du fabricant
0101	97J1-0101	97J1-0101
5001	97J1-5001	97J1-5001
9001	97J1-9001	97J1-9001

---

Il est conseillé d'écrire le nom de modèle, le n° de châssis, le n° de série du fabricant et la date de livraison de votre machine dans le tableau ci-dessous pour accélérer la commande des pièces à l'avenir.

<b>Nom du modèle</b>	
<b>N° de châssis</b>	
<b>N° de série du fabricant</b>	
<b>Date de livraison</b>	

# Vor der Verwendung

## I. Einführung

Dieser Ersatzteilkatalog gilt für die auf dem Umschlag genannten Modelle.

Teile mit Sonderspezifikationen sind nicht enthalten.

Für Motoren wird auf den getrennt erhältlichen „Motorersatzteilkatalog“ verwiesen.

## II. Bestellen von Ersatzteilen

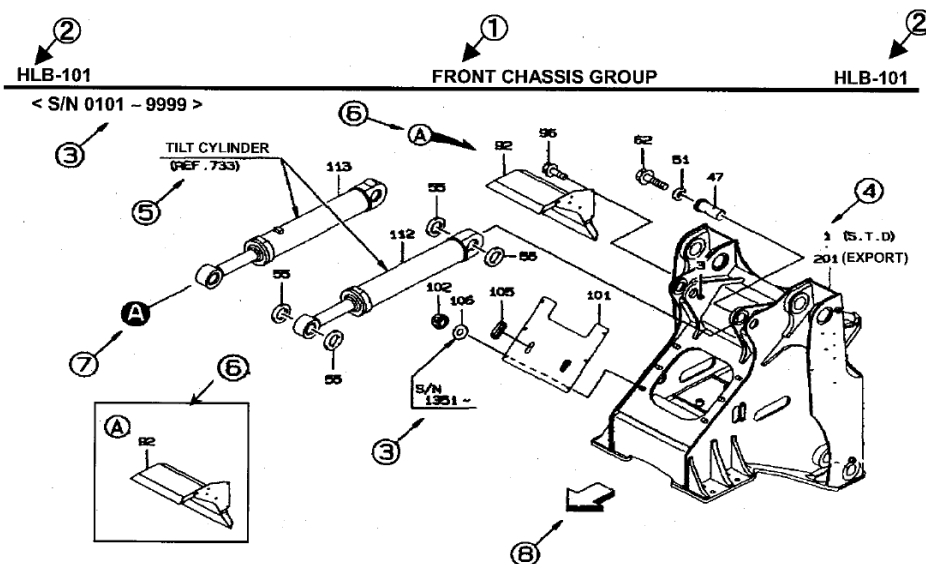
Beziehen Sie sich beim Bestellen von Ersatzteilen auf die Illustrationen und Listen in diesem Ersatzteilkatalog und nennen Sie uns deutlich die Modellbezeichnung, die Fahrgestellnummer, die Teilenummer, die gewünschte Anzahl usw.

## III. Verwendungshinweis zum Ersatzteilkatalog

Die Abbildungen in diesem Ersatzteilkatalog zeigen die für die Bestellung erforderliche „Position und Form“ von jedem Teil im Sortiment. Folglich entsprechen die Abbildungen nicht immer den tatsächlichen Teilen.

### 1. Verwendungshinweis zu den Abbildungen

Die folgende Abbildung vermittelt Ihnen einen Überblick darüber, wie die Abbildungen in diesem Katalog zu verwenden sind.



Die eingekreisten Zahlen kennzeichnen folgende Angaben:

- ①, ② Modellcode, Abschnittsnummer und Abschnittsbezeichnung
- ③ Zutreffende Fahrgestellnummern (erste und letzte zutreffende Fahrgestellnummer)
- ④ Symbol (entspricht der Spalte „SYMBOL“ in den Listen)
- ⑤ Relevantes Einheitenführungssymbol
- ⑥ Ballonsymbol (weist auf das Vorhandensein einer Detailabbildung hin)
- ⑦ Verbindungssymbol (zeigt, wo zwei Komponenten miteinander verbunden sind)
- ⑧ Richtungssymbol (weist zum Maschinenvorderteil)

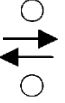
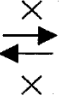
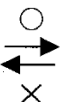
## 2. Verwendungshinweise zu Listen

Die folgende Liste vermittelt Ihnen einen Überblick darüber, wie die Listen in diesem Katalog zu verwenden sind.

SYM-BOL	TEILENUMMER	TEILEBEZEICHNUNG	ANZAHL	SERIE (A) (B)	N P D	BEMERKUNGEN				
						(A)	(B)	(C)	(D)	BEMERKUNGEN
1A	34256-20050	CHASSIS ASSY, FRONT	1	101-120		Y01				
B	34256-20060	CHASSIS ASSY, FRONT	1	121-	B	Y02				
2A	30040-20060	ARM ASSY, LIFT	1	101-		Y03				
3A	44340-70210	MIRROR	1	101-120						
B	44344-70020	MIRROR, ROOM	1	121-	B					WA1
4A	40901-26700	BRACKET	1	101-120						
B	41605-41290	PLATE	1	121-	B					A1
41A	41621-20340	STOPPER	3	101-		01	02			
42A	41621-20320	STOPPER	2	101-		01	02			
51A	49327-60600	SEAL KIT	1	101-						QK1
61A	47193-70040	RING SLIPPER	1	101-						K1
62A	47171-70020	RING, WEAR	1	101-						K1

Die eingekreisten Zahlen kennzeichnen folgende Angaben:

- ① ○○○ (MODELLCODE)  
Im Ersatzteilkatalog angegebener Modellcode (unterscheidet sich von der Modellbezeichnung der Haupteinheit)
- ② □□□ (ABSCHNITTS-NR.)  
Schlüssel bei der Abfrage im „SECTION INDEX“ (ABSCHNITTSINDEX)
- ③ SYMBOL  
Schlüssel zum Auffinden einer Teilenummer in einer Abbildung (Einheitenzeichnung)  
Ein mit drei Nullen beginnender Wert, z.B. „000A“ und „000B“, kennzeichnet jedoch die „Einheitenbaugruppe“.
- ④ PART NUMBER (TEILENUMMER)
- ⑤ PART NAME (TEILEBEZEICHNUNG)
- ⑥ UNIT Q'TY (ANZAHL)
  - (1) In dieser Spalte wird die Anzahl eines Satzes angegeben.  
Wenn jedoch in der Spalte „SYMBOL“ der Wert „000A“, „000B“ usw. steht, gibt die Spalte „UNIT Q'TY“ die Anzahl für eine Maschine an.
  - (2) Ein Wert mit „M“, wie z.B. „1M“ oder „2M“, gibt an, dass das Teil in der Mengeneinheit des angegebenen Werts verkauft wird.  
Die tatsächliche Länge ist in der Spalte „REMARK“ (BEMERKUNG) angegeben.  
[Beispiel 1] Wenn in der Spalte „UNIT Q'TY“ der Wert „2M“ steht und in der Spalte „REMARK“ der Wert „L=1700“, beträgt die tatsächliche Länge 1.700 mm und das Teil wird in Einheiten von 2 m verkauft.  
[Beispiel 2] Wenn in der Spalte „UNIT Q'TY“ der Wert „2M“ steht und in der Spalte „REMARK“ der Wert „L=1400xQ'TY 2“, wird die tatsächliche Länge von 1.400 mm in 2 Positionen verwendet und das Teil in Einheiten von 2 m verkauft. Wenn das Teil in 2 Positionen benötigt wird, sind in diesem Fall „3 m“ zu bestellen.
  - (3) Wenn „A/R“ angegeben ist, bestellen Sie die benötigte Menge. Dies wird normalerweise für Unterlegscheiben und Laufbüchsen verwendet.

- ⑦ SERIAL(A) • SERIAL(B) (SERIE (A) • SERIE (B)) (Zutreffende Fahrgestellnummern)  
 SERIAL(A) (SERIE (A)): Gibt die erste zutreffende Fahrgestellnummer an.  
 SERIAL(B) (SERIE (B)): Gibt die letzte zutreffende Fahrgestellnummer an.  
 Der Drehmomentwandler, das Getriebe und die Kabine weichen von der Fahrgestellnummer ab. (Die angegebene Seriennummer gilt für die Komponente – nicht für die Maschine oder das Fahrgestell.)
- ⑧ REMARKS (BEMERKUNGEN): [N] (nicht verkäuflich)  
 Nicht verkäufliche Teile sind mit „N“ gekennzeichnet.
- ⑨ REMARKS (BEMERKUNGEN): [P] (Teilekompatibilität)  
 Die Teilekompatibilität wird mit Symbolen angegeben, wobei A, B und C folgende Bedeutung aufweisen:
- |  |            |   |                    |
|--|------------|---|--------------------|
| [A] Ein neues Teil und ein herkömmliches Teil können miteinander ausgetauscht werden.  | Neues Teil |  | Herkömmliches Teil |
| [B] Ein neues Teil und ein herkömmliches Teil können nicht miteinander ausgetauscht werden.  | Neues Teil |  | Herkömmliches Teil |
| [C] Ein neues Teil ist eine Alternative für ein herkömmliches Teil. In diesem Fall kann ein herkömmliches Teil nicht mit einem neuen Teil ausgetauscht werden. | Neues Teil |  | Herkömmliches Teil |
- ⑩ REMARKS (BEMERKUNGEN): [D]  
 [D] Gibt an, dass das Teil gelöscht wurde.  
 [H] Gibt an, dass die Herstellung bzw. Lieferung des Teils eingestellt wurde. In diesem Fall wird direkt darunter ein Alternativteil angegeben.
- ⑪ REMARKS (BEMERKUNGEN): [(A)], [(B)], [(C)], [(D)]  
 Die Symbole in dieser Spalte haben folgende Bedeutungen:
- (1) Baugruppentteile  
 (a) 01 - : Kennzeichnet die Teile, die zu den Baugruppentteilen gehören.  
 (b) Y01 - : Kennzeichnet die Baugruppentteile, die aus den Teilen 01,02-09 bestehen.  
 [Beispiel 1] (Siehe Liste auf der vorhergehenden Seite)  
 Für das Teil 1A 34256-20050 (vorderes Fahrgestell) ist in der Spalte „Remarks“ der Wert „Y01“ eingetragen. Dies bedeutet, dass das vordere Fahrgestell aus Teilen besteht, die den Wert 01 [41A und 42A] in der Spalte „Remarks“ aufweisen.
- (2) Bausatzteile  
 (a) K1 - : Kennzeichnet die Teile, die zum Bausatz gehören.  
 (b) QK1 - : Kennzeichnet einen Bausatz, der aus den Teilen K1 -, K2 - besteht.
- (3) Teil, das mit anderen Teilen kompatibel ist und ersetzt werden kann.  
 (a) A1 - : Kennzeichnet Teile, die kompatibel sein müssen.  
 (b) WA1~ : Kennzeichnet Teile, die kompatibel sind, wenn sie durch A1-Teile ersetzt werden.  
 [Beispiel 2] (Siehe Liste auf der vorhergehenden Seite)  
 Das Teil 3B 44344-70020 [WA1] kann das herkömmliche Teil 3A 44340-70210 nur ersetzen, wenn die Platte 4B 41605-41290 [A1] ebenfalls ersetzt wird.

## ⑫ REMARKS (BEMERKUNGEN)

Alle weiteren wichtigen Bemerkungen sind nachfolgend aufgeführt:

- (1) REF 618 : Gibt die Abschnitts-Nr. 618 an.
- (2) FR LH : Gibt die linke Seite an (in Fahrtrichtung).
- (3) FR RH : Gibt die rechte Seite an (in Fahrtrichtung).
- (4) D80×185L : Bedeutet „Durchmesser = 80 mm, Länge = 185 mm“.
- (5) (01) ~ : Gibt eine Komponente eines Reparatursatzes Y01~ der Abschnitts-Nr. 391 an.
- (6) (K1) ~ : Gibt eine Komponente eines Reparatursatzes QK1~ der Abschnitts-Nr. 391 an.
- (7) (K) : Gibt eine Komponente der Abschnitts-Nr. 391 an.
- (8) Nr. von herkömmlichen Teilen • Nr. von Referenzteilen etc.

### (Hinweis)

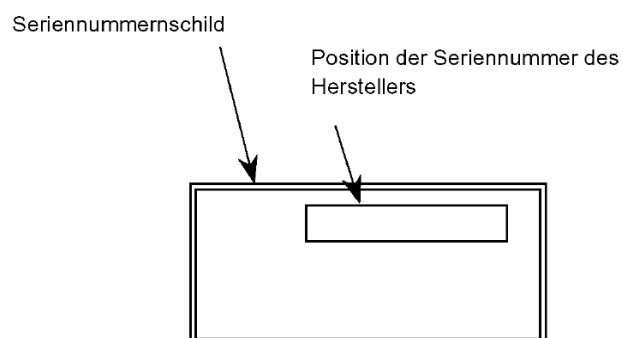
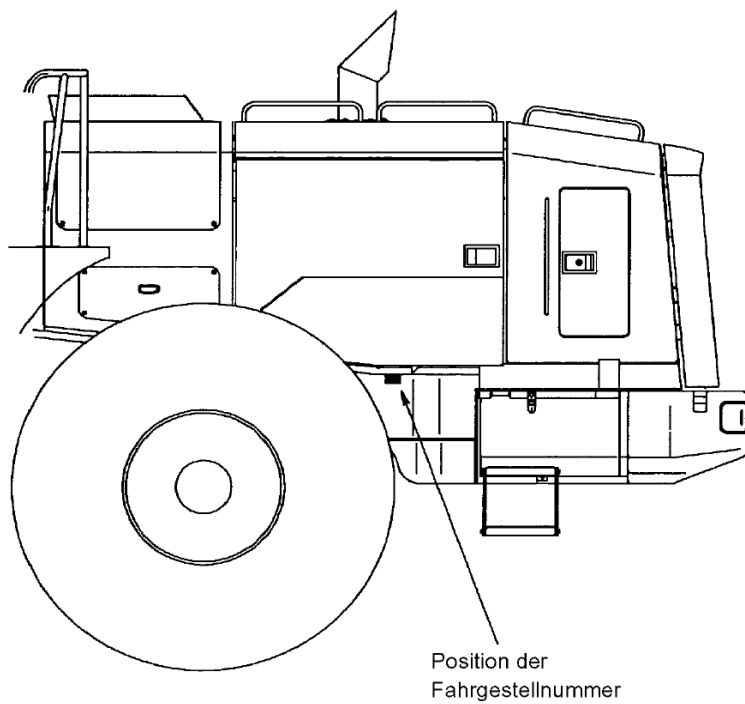
1. Teile in Abbildungen ohne Artikel- oder Symbolnummer können nicht als Einzelteile geliefert werden.
2. In diesem Katalog abgebildete Teile können ohne Vorankündigung gelöscht, geändert oder als „nicht verkäuflich“ spezifiziert werden.

### WARNUNG:

1. Der Zweck dieses Einzelteilkatalogs besteht darin, die Teile eindeutig zu identifizieren, um sie bei Ihrem Kawasaki-Händler bestellen zu können.
2. Sie können diesen Einzelteilkatalog auch verwenden, um bei Fragen Teile gegenüber Ihrem Kawasaki-Händler eindeutig zu identifizieren.
3. Sie dürfen an der Maschine keine Reparaturarbeiten ausführen oder die Maschine auseinander- und anschließend wieder zusammenbauen.  
Wenden Sie sich an Ihren Kawasaki-Händler, damit er die erforderlichen Arbeiten ausführt.

## Fahrgestellnummer und seriennummer des herstellers

1. Die Fahrgestellnummer und Seriennummer des Herstellers sind an den folgenden Stellen angebracht:



Hinweis: Informationen zur Position des Seriennummernschildes finden Sie im Abschnitt Markierungsgruppe.

2. In diesem Ersatzteilkatalog sind die Fahrgestellnummer und Seriennummer des Herstellers wie folgt angegeben:

Im Ersatzteilkatalog angegebene Seriennummer	Fahrgestellnummer	Manufacturer's serial No.
0101	97J1-0101	97J1-0101
5001	97J1-5001	97J1-5001
9001	97J1-9001	97J1-9001

Wir empfehlen, dass Sie die Modellbezeichnung, die Fahrgestellnummer, die Seriennummer des Herstellers und das Lieferdatum Ihrer Maschine in der untenstehenden Tabelle eintragen, um die zukünftige Bestellung von Ersatzteilen zu erleichtern.

<b>Modellbezeichnung</b>	
<b>Fahrgestellnummer</b>	
<b>Seriennummer des Herstellers</b>	
<b>Lieferdatum</b>	

## Prima dell'utilizzo

### I. Introduzione

Questo catalogo dei particolari è applicabile ai modelli indicati sulla copertina.

Particolari con caratteristiche speciali non sono inclusi.

Per i motori, consultare il catalogo delle parti del motore ("Engine Parts Catalog"), disponibile separatamente.

### II. Come ordinare i particolari

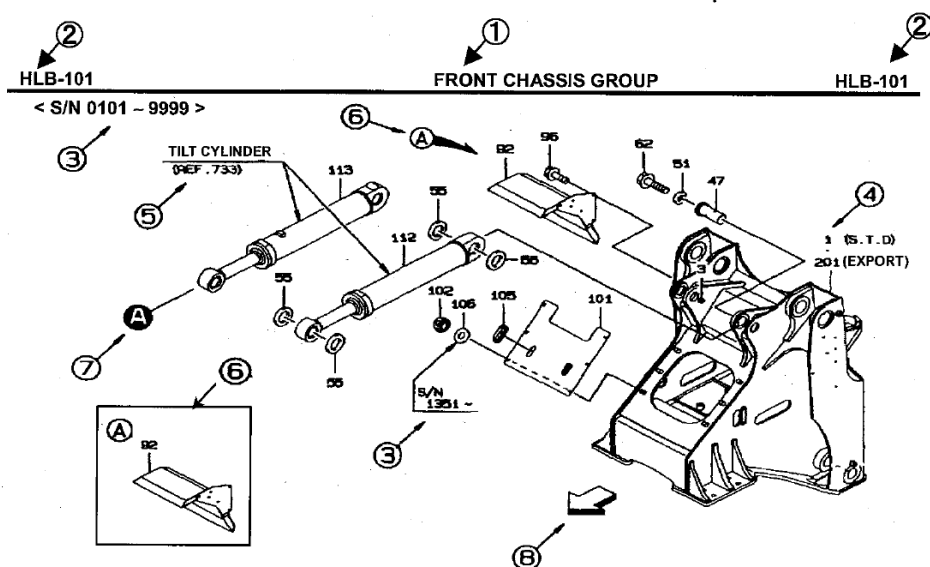
Quando si ordina un particolare, consultare le illustrazioni e gli elenchi inclusi in questo catalogo e comunicare alla nostra ditta il modello, il N. di telaio, il N. e il nome del particolare, la quantità eccetera.

### III. Come consultare il catalogo dei particolari

Le illustrazioni del catalogo mostrano "posizione e forma" di ogni particolare nella gamma richiesta per l'ordine; quindi non sempre le illustrazioni corrispondono al particolare effettivo.

#### 1. Come consultare le illustrazioni

L'esempio seguente aiuta a capire come consultare le illustrazioni.



I richiami numerati indicano:

- ① Codice modello, N. della sezione
- ② nome della sezione
- ③ Numeri di telaio applicabili (che indicano i numeri di telaio iniziali e finali dell'applicazione)
- ④ Simbolo, corrispondente alla colonna SIMBOLO ("SYMBOL") mostrata nell'elenco
- ⑤ Simbolo guida della relativa unità
- ⑥ Simbolo di richiamo (che indica la presenza di una figura dettagliata)
- ⑦ Simbolo di collegamento (che indica dove un particolare si collega ad un altro)
- ⑧ Simbolo di direzione (che indica la parte anteriore della macchina)

## 2. Come utilizzare gli elenchi

L'esempio seguente aiuta a capire come utilizzare gli elenchi.

SIM BOLO	NUMERO PARTICOLARE	NOME PARTICOLARE	QUANT UNITÀ	N.DI SERIE (A) (B)	N P D	COMMENTI				COMMENTI
						(A)	(B)	(C)	(D)	
1A	34256-20050	CHASSIS ASSY, FRONT	1	101-120		Y01				
B	34256-20060	CHASSIS ASSY, FRONT	1	121-	B	Y02				
2A	30040-20060	ARM ASSY, LIFT	1	101-			Y03			
3A	44340-70210	MIRROR	1	101-120						
B	44344-70020	MIRROR, ROOM	1	121-	B				WA1	
4A	40901-26700	BRACKET	1	101-120						
B	41605-41290	PLATE	1	121-	B				A1	
41A	41621-20340	STOPPER	3	101-		01	02			
42A	41621-20320	STOPPER	2	101-		01	02			
51A	49327-60600	SEAL KIT	1	101-					QK1	
61A	47193-70040	RING SLIPPER	1	101-					K1	
62A	47171-70020	RING, WEAR	1	101-					K1	

I richiami numerati indicano:

- ① ○○○ (CODICE MODELLO)  
Codice del modello mostrato nel catalogo dei particolari (differente dal nome del modello dell'unità principale)
- ② □□□ (N. SEZIONE)  
Chiave per la ricerca in "INDICE SEZIONE" ("SECTION INDEX")
- ③ SIMBOLO  
Chiave che permette l'identificazione di un N. di componente per mezzo di un'illustrazione (disegno unità). Tuttavia, un valore che inizia con tre "0", ad esempio "000A e 000B" indica il tipo di "gruppo di montaggio".
- ④ NUMERO PARTICOLARE
- ⑤ NOME PARTICOLARE
- ⑥ QUANT. UNITÀ
  - (1) Questa colonna indica il quantitativo di una serie.  
Tuttavia, quando la colonna "SIMBOLO" indica "000A", "000B" e così via, la colonna "QUANT. UNITÀ" indica la quantità per una macchina.
  - (2) Un valore contenente "M" come "1M" e "2M" indica che il particolare viene venduto nell'unità del valore indicato. La lunghezza effettiva è mostrata nella colonna "COMMENTO".  
[Esempio 1] Quando la colonna "QUANT. UNITÀ" indica "2M" e la colonna "COMMENTO" indica "L=1700", la lunghezza effettiva è 1700 mm e il particolare viene venduto in unità di 2 metri.  
[Esempio 2] Quando la colonna "QUANT. UNITÀ" indica "2M" e la colonna "COMMENTO" indica "L=1400xQUANT. 2", la lunghezza effettiva di 1400 mm viene utilizzata in 2 posizioni e il particolare viene venduto in unità di 2 metri. Se il particolare è necessario in 2 posizioni, ordinare "3 metri".
  - (3) Quando viene indicato Secondo Quantità ("A/R"), ordinare il quantitativo necessario. Ciò si applica normalmente a spessori o camicie.

⑦ N. DI SERIE(A) • N. DI SERIE(B) (numeri di telaio applicabili)

SERIE(A) : Indica il N. di telaio iniziale dell'applicazione

SERIE(B) : Indica il N. di telaio finale dell'applicazione

Tuttavia i numeri del convertitore di coppia, della trasmissione e della cabina sono differenti dal numero di telaio (il numero di serie indicato riguarda il particolare - non la macchina o il telaio).

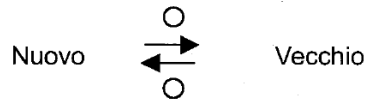
⑧ COMMENTI: [N] (non in vendita)

I particolari non disponibili per la vendita sono indicati con "N".

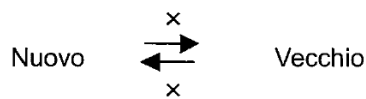
⑨ COMMENTI: [P] (compatibilità dei particolari)

La compatibilità dei particolari è indicata dai simboli A, B e C, che hanno il seguente significato:

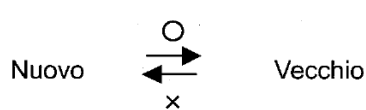
[A] Un particolare nuovo e uno vecchio sono completamente compatibili tra loro.



[B] Un particolare nuovo e uno vecchio non sono compatibili tra loro.



[C] Un nuovo particolare è alternativo a un vecchio particolare.  
In questo caso, il particolare nuovo non può sostituire quello vecchio.



⑩ COMMENTI: [D] (non disponibile o fornitura sospesa)

[D] Indica che il particolare è stato eliminato.

[H] Indica che la produzione o la fornitura del particolare è stata interrotta.  
Un'alternativa viene mostrata al di sotto.

⑪ COMMENTI: [(A)], [(B)], [(C)], [(D)]

I simboli indicati in questa colonna hanno il seguente significato.

(1) Assiemei

(a) 01 - : Indica i particolari di un assieme.

(b) Y01 - : Indica l'assieme che comprende tali particolari.

[Esempio 1] (Fare riferimento all'elenco che si trova nella pagina precedente.)

Il particolare "front chassis" (Telaio anteriore) 1A 34256-20050 ha Y01 nella colonna dei Commenti.

Significa che tale assieme comprende i particolari indicati con 01[41A e 42A] nella colonna dei Commenti.

(2) Kit

(a) K1 - : Indica i particolari che compongono un kit.

(b) QK1 - : Indica il kit che comprende i particolari K1 -, K2 -.

(3) Particolari intercambiabili se sostituiti insieme agli altri particolari collegati.

(a) A1 - : Indica particolari richiesti per l'intercambiabilità.

(b) WA1~ : Indica particolari intercambiabili quando sostituiti insieme ai particolari A1.

[Esempio 2] (Fare riferimento all'elenco che si trova nella pagina precedente.)

Il particolare 3B 44344-70020 [WA1] può sostituire il vecchio particolare 3A 44340-70210 solo se sostituito insieme al piatto 4B 41605-41290 [A1].

⑫ COMMENTI:

Gli altri commenti principali sono elencati di seguito:

- (1) REF 618 : Indica la sezione N. 618.
- (2) ANT (SX) : Indica il lato sinistro verso la parte anteriore della macchina.
- (3) ANT (DX) : Indica il lato destro verso la parte anteriore della macchina.
- (4) D80×185L : Indica "diametro = 80 mm, lunghezza = 185 mm".
- (5) (01) ~ : Indica un particolare di un kit di riparazione Y01~ della sezione N. 391.
- (6) (K1) ~ : Indica un particolare di un kit di riparazione QK1~ della sezione N. 391.
- (7) (K) : Indica un particolare della sezione N. 391.
- (8) N. particolari vecchi • N. particolari di riferimento, ecc.

(Nota)

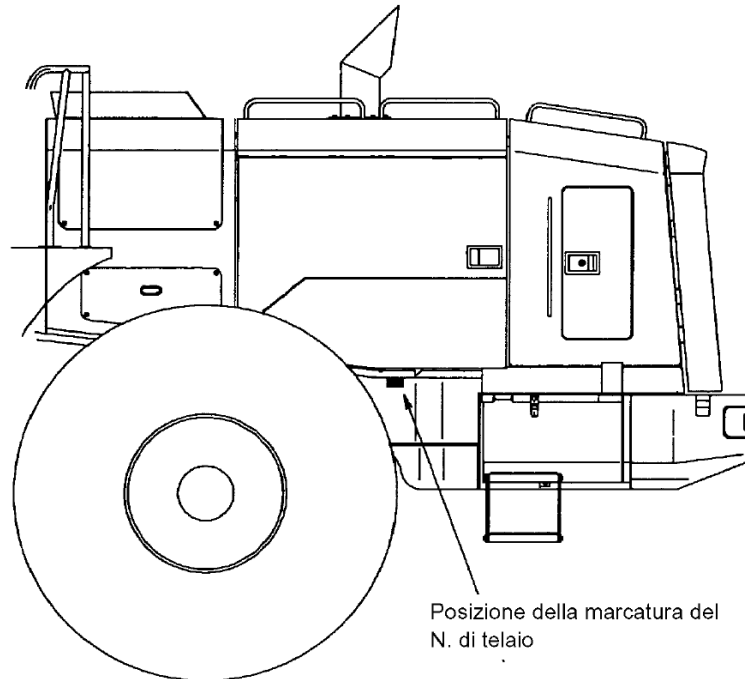
1. Particolari privi di numero di articolo o simbolo non possono essere forniti come particolari singoli.
2. I particolari illustrati in questo catalogo possono essere eliminati, modificati o indicati come "non in vendita" senza alcun preavviso.

AVVISO:

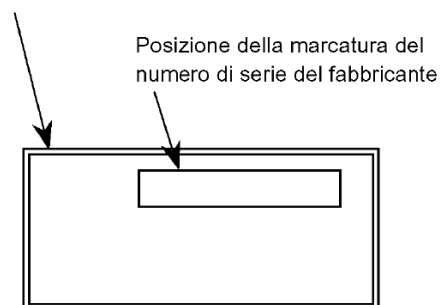
1. Lo scopo di questo catalogo è quello di illustrare i particolari e per ordinare i particolari di ricambio al fornitore della pala caricatrice Kawasaki.
2. E' anche possibile utilizzare questo catalogo particolari nello scambio di informazioni con il proprio fornitore della pala caricatrice Kawasaki, per illustrare i particolari.
3. Non bisogna eseguire operazioni di smontaggio, riparazione e rimontaggio sulla macchina. Rivolgersi al proprio fornitore della pala caricatrice Kawasaki richiedendo l'esecuzione di tali operazioni.

## N. di telaio e N. di serie del fabbricante

1. Il N. di telaio e il N. di serie del fabbricante sono marcati nelle seguenti posizioni:



Targhetta con il numero di serie



Nota: Per informazioni relative alla posizione di installazione della targhetta con il numero di serie del fabbricante, fare riferimento alla sezione del gruppo Marcatura.

2. Il N. di telaio e il N. di serie del fabbricante indicati sulla macchina sono riportati come segue in questo catalogo

Numero di serie nel catalogo dei particolari	N. di telaio	N. di serie del fabbricante
0101	97J1-0101	97J1-0101
5001	97J1-5001	97J1-5001
9001	97J1-9001	97J1-9001

---

È consigliabile annotare il modello, il N. di telaio, il N. di serie del fabbricante e la data di consegna della macchina nella tabella seguente, in modo da sveltire l'ordinazione dei particolari.

<b>Modello</b>	
<b>N. di telaio</b>	
<b>N. di serie del fabbricante</b>	
<b>Data di consegna</b>	

# Antes de utilizar

## I. Introducción

El ámbito de aplicación de este catálogo de piezas está compuesto por los modelos que se indican en la cubierta.

No se incluyen piezas de especificaciones especiales.

Para motores, consulte el "Catálogo de piezas del motor (Engine Parts Catalog)" que se suministra por separado.

## II. Cómo realizar pedidos de piezas

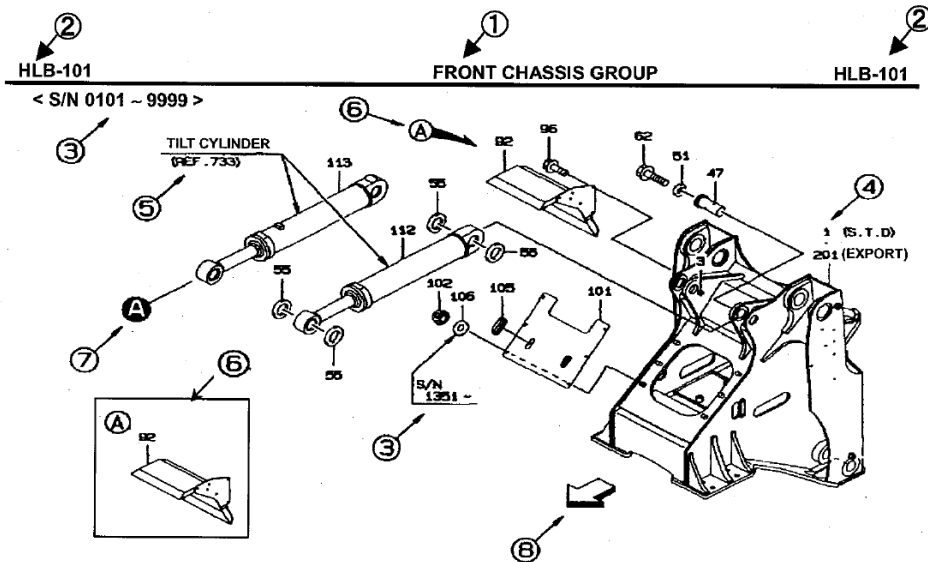
Cuando vaya a pedir una pieza, consulte las ilustraciones y las listas de este catálogo de piezas y notifique con claridad a nuestra compañía el nombre del modelo, el número de chasis, el número de pieza, el nombre de pieza, la cantidad necesaria, etc.

## III. Cómo buscar en el catálogo de piezas

Las ilustraciones del catálogo muestran la "posición y la forma" de cada pieza en el rango requerido en los pedidos. Por lo tanto, las ilustraciones no siempre coinciden con las piezas reales.

### 1. Cómo buscar en las ilustraciones

A continuación, se muestra un ejemplo de ilustración que ayuda a entender cómo buscar en las ilustraciones.



Los círculos numerados indican el siguiente contenido:

- ①, ② Código del modelo, número de sección y nombre de sección
- ③ Números de chasis aplicables (que indican los números de chasis de comienzo y fin de la aplicación.)
- ④ Símbolo (que se corresponde con la columna "SÍMBOLO" que aparece en la lista)
- ⑤ Símbolo de guía de las unidades relevantes
- ⑥ Símbolo de globo (que indica la presencia de una imagen detallada)
- ⑦ Símbolo de conexión (muestra donde un componente conecta con otro componente)
- ⑧ Símbolo de dirección (que señala la parte delantera de la máquina)

## 2. Cómo utilizar las listas

A continuación, se muestra un ejemplo de lista que ayuda a entender cómo utilizar las listas.

SÍMBOLO	NÚMERO DE PIEZA	NOMBRE DE PIEZA	CTD UNIDAD	SERIE (A) (B)	NP D	OBSERVACIONES				OBSERVACIÓN
						(A)	(B)	(C)	(D)	
1A	34256-20050	CHASSIS ASSY, FRONT	1	101-120		Y01				
B	34256-20060	CHASSIS ASSY, FRONT	1	121-	B	Y02				
2A	30040-20060	ARM ASSY, LIFT	1	101-				Y03		
3A	44340-70210	MIRROR	1	101-120						
B	44344-70020	MIRROR, ROOM	1	121-	B				WA1	
4A	40901-26700	BRACKET	1	101-120						
B	41605-41290	PLATE	1	121-	B				A1	
41A	41621-20340	STOPPER	3	101-		01	02			
42A	41621-20320	STOPPER	2	101-		01	02			
51A	49327-60600	SEAL KIT	1	101-					QK1	
61A	47193-70040	RING SLIPPER	1	101-					K1	
62A	47171-70020	RING, WEAR	1	101-					K1	

Los círculos numerados indican el siguiente contenido:

- ① ○○○ (CÓDIGO DEL MODELO)  
Código del modelo que aparece en el catálogo de piezas (que es diferente del nombre del modelo de la unidad principal)
- ② □□□ (NÚMERO DE SECCIÓN)  
Clave de recuperación en el "ÍNDICE DE LA SECCIÓN"
- ③ SÍMBOLO  
Clave para encontrar un número de pieza de una ilustración (dibujo de la unidad)  
No obstante, un valor que comience con tres "0" como "000A" y "000B" indica el "conjunto de la unidad".
- ④ NÚMERO DE PIEZA
- ⑤ NOMBRE DE PIEZA
- ⑥ CTD. UNIDAD
  - (1) Esta columna indica la cantidad de un conjunto  
No obstante, cuando la columna "SÍMBOLO" indica "000A", "000B", etc., la columna "CTD. UNIDAD" indica la cantidad para una máquina.
  - (2) Un valor con una "M" como "1M" y "2M" indica que la pieza se vende en la unidad que muestra el valor.  
La longitud real aparece en la columna "OBSERVACIONES".  
[Ejemplo 1] Si la columna "CTD. UNIDAD" indica "2M" y la columna "OBSERVACIÓN" indica "L=1700", la longitud real es 1.700 mm y la pieza se vende en unidades de 2 metros.  
[Ejemplo 2] Si la columna "CTD. UNIDAD" indica "2M" y la columna "OBSERVACIÓN" indica "L=1400xCTD 2", la longitud real es 1.400 mm se utiliza en 2 posiciones y la pieza se vende en unidades de 2 metros. Si la pieza se necesita en 2 posiciones, realice un pedido de "3 metros".
  - (3) Si se indica "A/R", solicite la cantidad necesaria. Esto se hace normalmente para cuñas o forros.

⑦ SERIE(A) • SERIE(B) (NÚMEROS DE CHASIS APLICABLES)

SERIE(A) : Indica el número de chasis de comienzo de la aplicación.

SERIE(B) : Indica el número de chasis de fin de la aplicación.

Sin embargo, el convertidor de par, la caja de cambios y la cabina son diferentes del Número de chasis. (El número de serie que se muestra es para el componente, no la máquina o el chasis.)

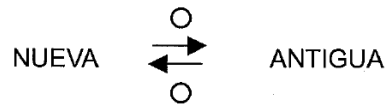
⑧ OBSERVACIONES: [N] (no a la venta)

Las piezas que no están a la venta se indican con una "N".

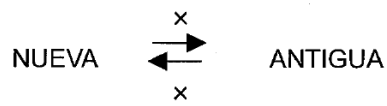
⑨ OBSERVACIONES: [P] (compatibilidad entre piezas)

La compatibilidad entre piezas se indica mediante símbolos, teniendo A, B y C los siguientes significados:

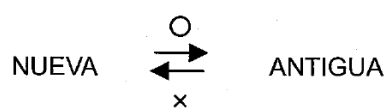
[A] Una pieza nueva y una pieza antigua son completamente intercambiables entre sí.



[B] Una pieza nueva y una pieza antigua no son intercambiables entre sí.



[C] Una pieza nueva es una alternativa para una pieza antigua.  
En este caso, una pieza antigua no es intercambiable con una pieza nueva.



⑩ OBSERVACIONES: [D]

[D] Indica que la pieza se ha suprimido.

[H] Indica que se ha detenido la producción o el suministro de la pieza.  
Se muestra una alternativa justo debajo.

⑪ OBSERVACIONES: [(A)], [(B)], [(C)], [(D)]

Los símbolos indicados en esta columna tienen los siguientes significados.

(1) Conjunto de piezas

(a) 01 - : Indica las piezas que integran el conjunto de piezas.

(b) Y01 - : Indica conjuntos de piezas que están formados a partir de las piezas 01,02-09.

[Ejemplo 1] (Consulte la lista de la página anterior.)

La pieza 1A 34256-20050 del chasis delantero tiene Y01 en la columna Observaciones, lo que significa que el chasis delantero incluye piezas con 01[41A y 42A] en la columna Observaciones.

(2) Kit de piezas

(a) K1 - : Indica las piezas que integran el kit.

(b) QK1 - : Indica un kit que está formado por las piezas K1 -, K2 -.

(3) Piezas que son intercambiables cuando se sustituyen por otras piezas relacionadas.

(a) A1 - : Indica piezas que son necesarias para crear una intercambiabilidad.

(b) WA1~ : Indica piezas que son intercambiables cuando se sustituyen por piezas A1.

[Ejemplo 2] (Consulte la lista de la página anterior.)

La pieza 3B 44344-70020 [WA1] puede sustituir la pieza antigua 3A 44340-70210 únicamente

si también se sustituye junto con la placa 4B 41605-41290 [A1].

## ⑫ OBSERVACIONES

A continuación, se indican las demás observaciones principales:

- (1) REF 618 : Indica la sección número 618.
- (2) FR LH : Indica el lado izquierdo mirando hacia la parte delantera de la máquina.
- (3) FR RH : Indica el lado derecho mirando hacia la parte delantera de la máquina.
- (4) D80×185L : Indica "diámetro = 80 mm, longitud = 185 mm".
- (5) (01) ~ : Indica un componente de un kit de reparación Y01~ de la sección número 391.
- (6) (K1) ~ : Indica un componente de un kit de reparación QK1~ de la sección número 391.
- (7) (K) : Indica un componente de la sección número 391. K=kit o juego de componentes.
- (8) Número de piezas antiguas • Número de piezas de referencia, etc.

(Nota)

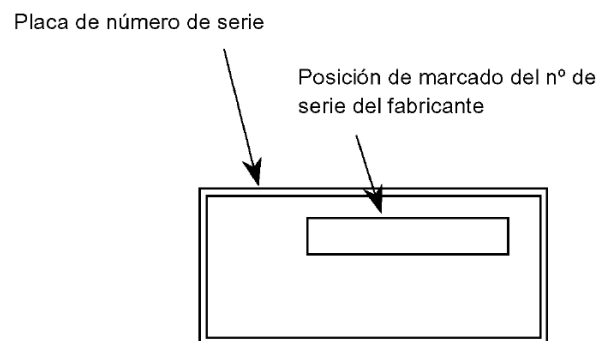
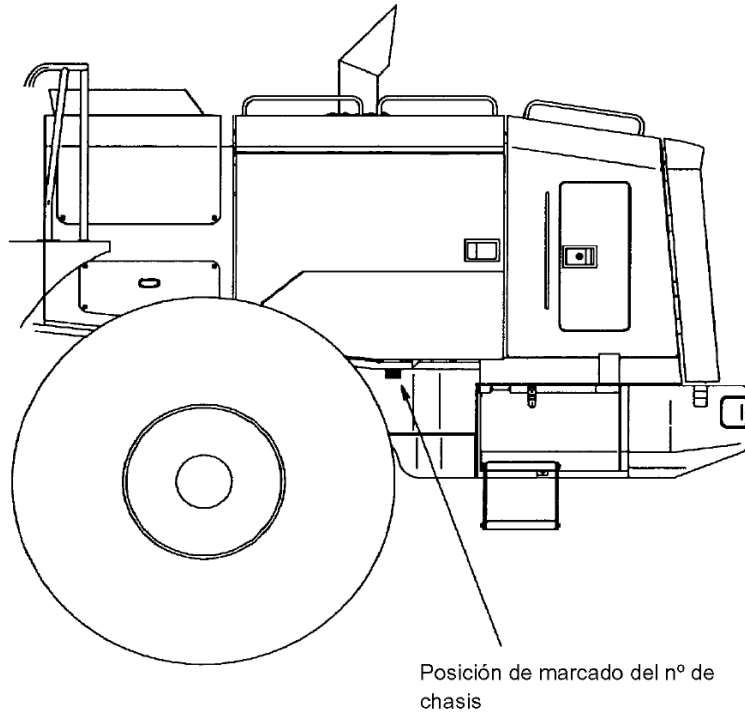
- 1. Las piezas sin un número de elemento o de elemento en ilustraciones no pueden suministrarse en forma de piezas individuales.
- 2. Las piezas que aparecen en este catálogo podrán ser eliminadas, cambiadas o especificadas como "no para venta" sin previo aviso.

**ADVERTENCIA:**

- 1. El propósito de publicar este catálogo de piezas es el de clarificar las piezas y para realizar pedidos a su distribuidor de palas cargadoras Kawasaki.
- 2. También puede utilizarse este catálogo de piezas para intercambiar información de piezas entre el cliente y el distribuidor de palas cargadoras Kawasaki para clarificar las piezas.
- 3. El cliente no debe realizar ninguna tarea de reparación, desmontaje o de montaje en la máquina. Póngase en contacto con su distribuidor de palas cargadoras Kawasaki y solicite la realización de las tareas mencionadas.

## Nº de chasis y nº de serie del fabricante

1. El nº del chasis y el nº de serie del fabricante aparecen marcados en las siguientes posiciones:



Nota: Para la posición de montaje de la placa del nº de serie, consulte la sección de Grupo de marcado.

2. El número de chasis y el número de serie del fabricante marcados en la máquina se indican en este catálogo de

Nº de serie mostrado en el catálogo de piezas	Nº de chasis	Nº de serie del fabricante
0101	97J1-0101	97J1-0101
5001	97J1-5001	97J1-5001
9001	97J1-9001	97J1-9001

---

Se recomienda escribir el nombre del modelo, el número de chasis, el número de serie del fabricante y la fecha de entrega de la máquina en la siguiente tabla para facilitar los futuros pedidos de piezas.

<b>Nombre del modelo</b>	
<b>Nº de chasis</b>	
<b>Nº de serie del fabricante</b>	
<b>Fecha de entrega</b>	

# Antes de utilizar

## I. Introdução

Este catálogo de peças aplica-se aos modelos indicados na capa.

As peças com especificações especiais não estão incluídas.

Para os motores, consulte o “Catálogo de Peças de Motor” disponibilizado em separado.

## II. Como encomendar peças

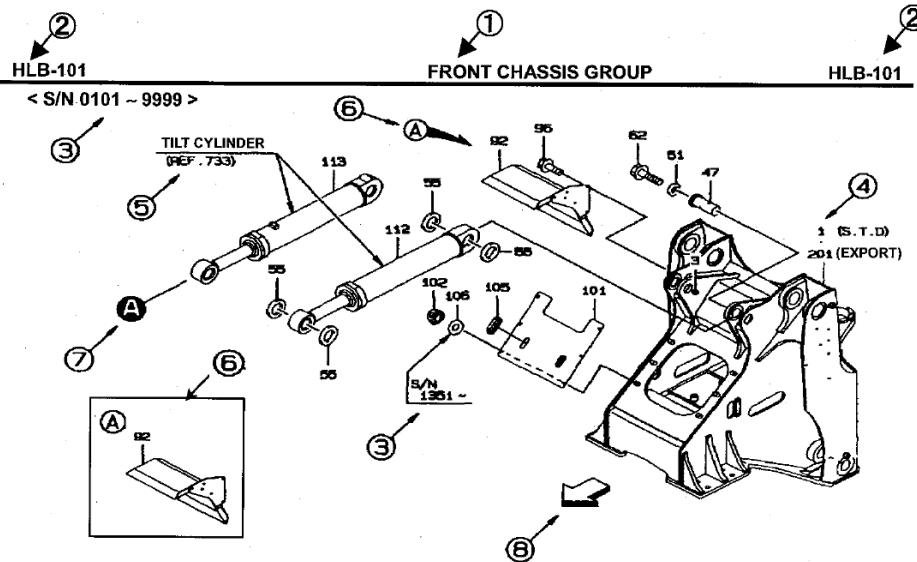
Quando encomendar uma peça, consulte as figuras e as listas deste catálogo de peças e indique-nos correctamente o nome do modelo, o N.º do chassis, a referência da peça, o nome da peça, a quantidade necessária, etc.

## III. Como consultar o catálogo de peças

As figuras deste catálogo de peças mostram a “posição e forma” de cada peça dentro da margem necessária para efectuar um pedido. Do mesmo modo, as figuras não são sempre fiéis às peças reais.

### 1. Como consultar as figuras

A figura abaixo indicada como um exemplo ajuda-o a perceber como consultar as figuras.



Os números dentro dos círculos indicam o seguinte conteúdo:

- ①, ② Código do modelo, N.º e nome da secção
- ③ N.ºs de chassis aplicáveis) (que indicam os N.ºs de chassis de início e final de aplicação)
- ④ Símbolo (que corresponde à coluna “SÍMBOLO” indicada na lista)
- ⑤ Símbolo de guia da unidade relevante
- ⑥ Símbolo de balão (que indica a presença de uma figura detalhada)
- ⑦ Símbolo de ligação (mostra onde um componente se liga a outro componente)
- ⑧ Símbolo de direcção (que indica a parte dianteira da máquina)

## 2. Como utilizar as listas

A lista abaixo indicada como exemplo ajuda-o a compreender como utilizar as listas.

SÍMBOLO	NÚMERO DA PEÇA	NOME DA PEÇA	QTD.	SÉRIE (A) (B)	N P D	OBSERVAÇÕES				OBSERVAÇÕES
						(A)	(B)	(C)	(D)	
1A	34256-20050	CHASSIS ASSY, FRONT	1	101-120		Y01				
B	34256-20060	CHASSIS ASSY, FRONT	1	121-	B	Y02				
2A	30040-20060	ARM ASSY, LIFT	1	101-			Y03			
3A	44340-70210	MIRROR	1	101-120						
B	44344-70020	MIRROR, ROOM	1	121-	B				WA1	
4A	40901-26700	BRACKET	1	101-120						
B	41605-41290	PLATE	1	121-	B				A1	
41A	41621-20340	STOPPER	3	101-		01	02			
42A	41621-20320	STOPPER	2	101-		01	02			
51A	49327-60600	SEAL KIT	1	101-					QK1	
61A	47193-70040	RING SLIPPER	1	101-					K1	
62A	47171-70020	RING, WEAR	1	101-					K1	

Os números dentro dos círculos indicam o seguinte conteúdo:

- ① ○○○ (CÓDIGO DO MODELO)  
Código do modelo indicado no catálogo de peças (que é diferente do nome do modelo da unidade principal)
- ② □□□ (N.º DA SECÇÃO)  
Chave para procurar no "ÍNDICE DE SECÇÃO"
- ③ SÍMBOLO  
Chave para encontrar uma referência numa figura (desenho da unidade)  
No entanto, um valor que comece com três "0" como "000A" e "000B" indica o "conjunto da unidade".
- ④ NÚMERO DA PEÇA
- ⑤ NOME DA PEÇA
- ⑥ QTD.
  - (1) Esta coluna indica a quantidade de um conjunto  
No entanto, quando a coluna "SÍMBOLO" indicar "000A", "000B", etc., a coluna "QTD." indica a quantidade para uma máquina.
  - (2) Um valor com "M" como "1M" e "2M" indica que a peça é vendida na unidade do valor indicado.  
O comprimento real é indicado na coluna "NOTA".  
[Exemplo 1] Quando a coluna "QTD." indicar "2M" e a coluna "NOTA" indicar "L=1700", o comprimento real é de 1.700 mm e a peça é vendida na unidade de 2 metros.  
[Exemplo 2] Quando a coluna "QTD." indicar "2M" e a coluna "NOTA" indicar "L=1400xQ'TY 2", é utilizado o comprimento real é de 1.400 mm em 2 posições e a peça é vendida na unidade de 2 metros. Se a peça for necessária em 2 posições, encomende "3 metros".
  - (3) Quando estiver indicado "A/R", encomende a quantidade necessária. Isto utiliza-se geralmente para calços ou camisas.

⑦ SÉRIE(A) • SÉRIE(B) (N.ºS DE CHASSIS APLICÁVEIS)

SÉRIE(A) : Indica o N.º do chassis de início da aplicação.

SÉRIE(B) : Indica o N.º do chassis de final da aplicação.

No entanto, o conversor do binário, a transmissão e o amortecedor são diferentes do N.º do chassis (o número de série indicado refere-se ao componente – não à máquina ou ao chassis.)

⑧ OBSERVAÇÕES: [N] (NÃO ESTÁ À VENDA)

As peças que não estiverem à venda estão indicadas como “N”.

⑨ OBSERVAÇÕES: [P] (COMPATIBILIDADE DAS PEÇAS)

A compatibilidade das peças está indicada nos símbolos A, B e C com o seguinte significado:

[A] Uma nova peça e uma peça antiga são totalmente intercambiáveis uma com a outra.

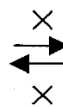
Nova



Antiga

[B] Uma nova peça e uma peça antiga não são intercambiáveis uma com a outra.

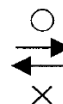
Nova



Antiga

[C] Uma nova peça é uma alternativa de peça antiga.  
Neste caso, uma peça antiga não é intercambiável com uma nova peça.

Nova



Antiga

⑩ OBSERVAÇÕES: [D]

[D] Indica que a peça foi eliminada.

[H] Indica que a produção ou envio da peça foi interrompido.  
Abaixo mostramos uma alternativa.

⑪ OBSERVAÇÕES: [(A)], [(B)], [(C)], [(D)]

Os símbolos indicados nesta coluna têm o seguinte significado.

(1) Peças de montagem

(a) 01 - : Indica as peças que constituem as peças de montagem.

(b) Y01 - : Indica as peças de montagem constituídas pelas peças 01,02-09.

[Exemplo 1] (Consulte a lista da página anterior.)

A peça de chassis dianteiro 1A 34256-20050 tem Y01 na coluna Observações, o que significa que o chassis dianteiro inclui as peças com 01[41A e 42A] na coluna Observações.

(2) Peças do kit

(a) K1 - : Indica as peças que constituem o kit.

(b) QK1 - : Indica um kit que é constituído pelas peças K1 -, K2 -.

(3) Peças que são intercambiáveis quando se substitui pelas outras peças relacionadas.

(a) A1 - : Indica as peças que precisam de ser intercambiáveis.

(b) WA1~ : Indica as peças que são intercambiáveis ao substituir com as peças A1.

[Exemplo 2] (Consulte a lista da página anterior.)

A peça 3B 44344-70020 [WA1] pode substituir a peça antiga 3A 44340-70210 apenas se a placa 4B 41605-41290 [A1] também for substituída.

## ⑫ OBSERVAÇÕES

As outras observações mais importantes estão indicadas abaixo:

- (1) REF 618 : Indica o N.º da secção 618.
- (2) FR LH : Indica o lado esquerdo em direcção à parte dianteira da máquina.
- (3) FR RH : Indica o lado direito em direcção à parte dianteira da máquina.
- (4) D80×185L : Indica “diâmetro = 80 mm, comprimento = 185 mm”.
- (5) (01)~ : Indica um componente de um kit de reparação Y01~ do N.º de secção 391.
- (6) (K1)~ : Indica um componente de um kit de reparação QK1~ do N.º de secção 391.
- (7) (K) : Indica um componente do N.º de secção 391.
- (8) N.º de peças antigas • referências, etc.

(Nota)

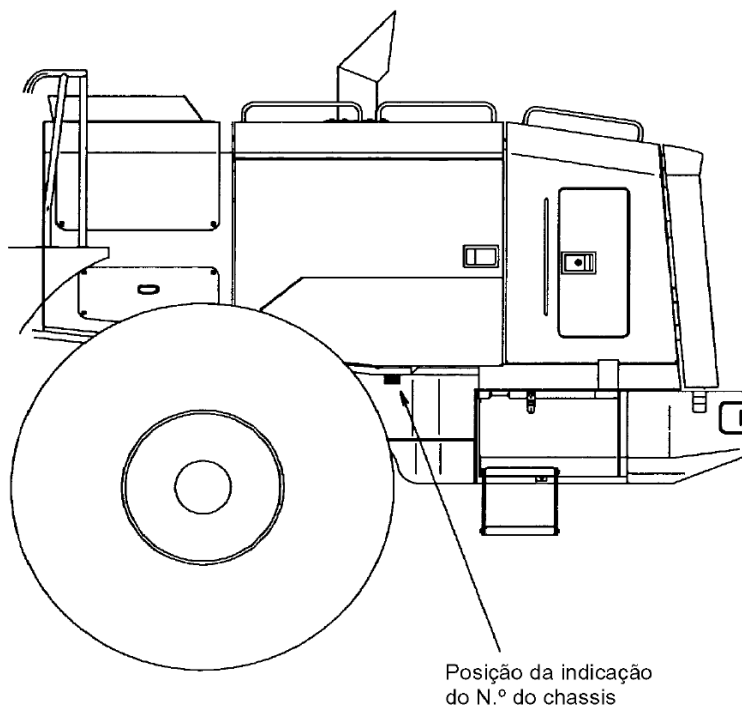
1. As peças sem número de item ou símbolo nas figuras não podem ser fornecidas como peças individuais.
2. As peças que aparecem neste catálogo podem ser eliminadas, modificadas ou especificadas como “não está à venda” sem aviso prévio.

AVISO :

1. Este catálogo de peças é lançado com o objectivo de esclarecer as peças e para poder encomendar peças para o seu revendedor da Kawasaki.
2. Também pode utilizar este catálogo de peças para trocar impressões sobre as peças com o seu revendedor da Kawasaki para esclarecer qualquer peça.
3. Não deve realizar nenhuma tarefa de reparação, desmontagem ou nova montagem da máquina. Entre em contacto com o seu representante da Kawasaki e encomende-lhe essa tarefa.

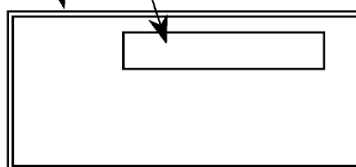
## N.º do Chassis e N.º de Série do Fabricante

1. O N.º do chassis e o N.º de Série do Fabricante estão assinalados nas seguintes posições:



Placa com o número de série

Posição da indicação do N.º de série do fabricante



Nota: Para obter a posição de instalação da placa com o N.º de série, consulte a Secção de indicação.

2. O N.º do chassis e o N.º de Série do Fabricante assinalados na máquina estão indicados neste catálogo de peças

N.º de Série indicado no catálogo	N.º do Chassis	N.º de Série do Fabricante
0101	97J1-0101	97J1-0101
5001	97J1-5001	97J1-5001
9001	97J1-9001	97J1-9001

---

É aconselhável anotar o nome do modelo, o N.º do chassis, o N.º de série do fabricante e a data de entrega da máquina na tabela abaixo indicada para facilitar os pedidos de peças no futuro.

<b>Nome do modelo</b>	
<b>N.º do chassis</b>	
<b>N.º de série do fabricante</b>	
<b>Data de entrega</b>	

## Voordat u de machine gaat gebruiken

### I. Inleiding

Deze onderdelencatalogus heeft betrekking op de modellen die op de omslag worden genoemd.

Onderdelen van bijzondere specificaties zijn niet opgenomen.

Zie voor motoronderdelen de aparte "Motoronderdelencatalogus".

### II. Reserveonderdelen bestellen

Maak voor het bestellen van onderdelen gebruik van de afbeeldingen en lijsten in deze onderdelencatalogus.

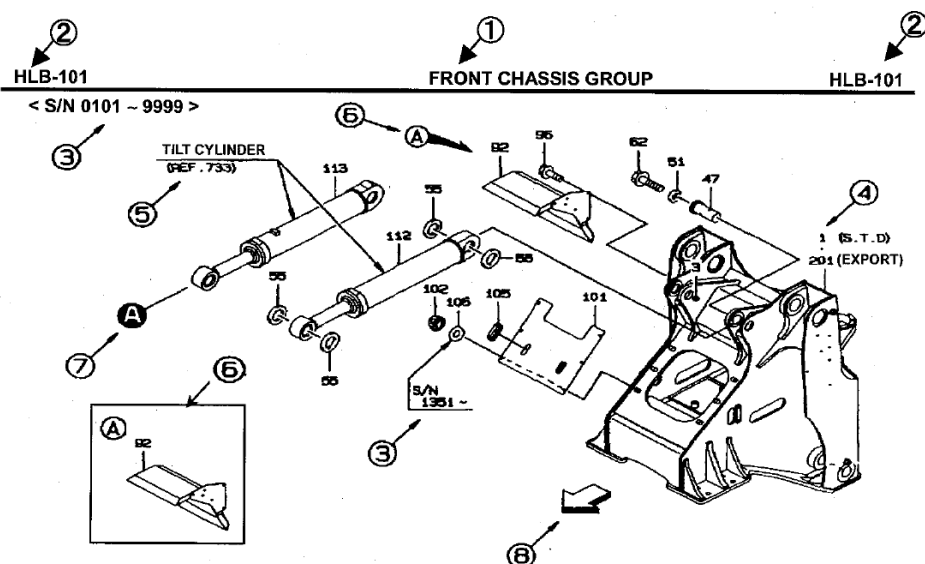
Geef bij uw bestelling het model en het chassisnummer van uw machine, het nummer en de naam van het onderdeel, het gewenste aantal etc. door aan Kawasaki.

### III. De onderdelencatalogus gebruiken

De afbeeldingen in de onderdelencatalogus tonen de "positie en vorm" van elk onderdeel voor zover van belang voor de bestelprocedure. Daarom kunnen onderdelen er in werkelijkheid soms anders uitzien dan op de afbeeldingen.

#### 1. De afbeeldingen gebruiken

Onderstaande afbeelding dient als voorbeeld en laat zien hoe u de afbeeldingen moet "lezen".



De omcirkelde nummers verwijzen naar het volgende:

- ①, ② Modelcode, nummer en naam van het gedeelte
- ③ Chassisnummers die van toepassing zijn  
(de laagste en hoogste chassisnummers waarvoor de afbeelding geldt)
- ④ Symbool (correspondeert met de kolom "SYMBOL" in de lijst)
- ⑤ Relevant verwijzingssymbool van de eenheid
- ⑥ Ballonsymbool (geeft aan dat er een gedetailleerde afbeelding is)
- ⑦ Verbindingssymbool (geeft aan waar een onderdeel aansluit op een ander onderdeel)
- ⑧ Richtingssymbool (geeft aan waar de voorzijde van de machine zich bevindt)

## 2. De lijsten gebruiken

Onderstaande lijst dient als voorbeeld en laat zien hoe u de lijsten moet gebruiken.

SYM- BOOL	ONDERDEEL NUMMER	NAAM VAN HET ONDERDEEL	AANTAL EENHE- DEN	SERIE NUMMER (A) (B)	NPD	OPMERKINGEN				OPMERKIN- GEN
						(A)	(B)	(C)	(D)	
1A	34256-20050	CHASSIS ASSY, FRONT	1	101-120		Y01				
B	34256-20060	CHASSIS ASSY, FRONT	1	121-	B	Y02				
2A	30040-20060	ARM ASSY, LIFT	1	101-				Y03		
3A	44340-70210	MIRROR	1	101-120						
B	44344-70020	MIRROR, ROOM	1	121-	B				WA1	
4A	40901-26700	BRACKET	1	101-120						
B	41605-41290	PLATE	1	121-	B				A1	
41A	41621-20340	STOPPER	3	101-		01	02			
42A	41621-20320	STOPPER	2	101-		01	02			
51A	49327-60600	SEAL KIT	1	101-					QK1	
61A	47193-70040	RING SLIPPER	1	101-					K1	
62A	47171-70020	RING, WEAR	1	101-					K1	

De omcirkelde nummers verwijzen naar het volgende:

① ○○○ MODEL CODE (MODELCODE)

De modelcode zoals gebruikt in de onderdelencatalogus (wijkt af van de modelnaam van de hoofdeenheid)

② □□□ SECTION NO. (NUMMER VAN HET GEDEELTE)

Dient als sleutel voor het opzoeken van het gedeelte in de "INDEX GEDEELTEN"

③ SYMBOL (SYMBOOL)

Sleutel om een onderdeelnummer uit een afbeelding (tekening van een eenheid) te vinden

Een waarde die begint met drie nullen (zoals "000A" en "000B") geeft echter de "samengestelde eenheid" aan.

④ PART NUMBER (ONDERDEELNUMMER)

⑤ PART NAME (NAAM VAN HET ONDERDEEL)

⑥ UNIT Q'TY (AANTAL EENHEDEN)

(1) In deze kolom wordt de inhoud van één set aangegeven

Wanneer echter in de kolom "SYMBOL" "000A", "000B", etc., staat, geeft de kolom "UNIT Q'TY" het aantal voor één machine aan.

(2) Een waarde met de letter "M" (zoals "1M" en "2M") geeft aan dat het onderdeel wordt verkocht in de eenheid van de getoonde waarde.

De feitelijke lengte wordt vermeld in de kolom "REMARK".

[Voorbeeld 1] Als er in de kolom "UNIT Q'TY" "2M" staat en de kolom "REMARK" "L=1700" aangeeft, bedraagt de feitelijke lengte 1.700 mm, maar wordt het onderdeel verkocht per 2 meter.

[Voorbeeld 2] Als er in de kolom "UNIT Q'TY" "2M" staat en de kolom "REMARK" "L=1400xQ'TY 2" aangeeft, wordt de feitelijke lengte van 1.400 mm gebruikt in 2 posities en wordt het onderdeel verkocht per 2 meter. Als u het onderdeel nodig hebt voor twee posities, dient u dus "3 meter" te bestellen.

(3) Wanneer er "A/R" wordt aangegeven, bestelt u het benodigde aantal. Meestal betreft het vulstukjes en pasringen.

- ⑦ SERIAL(A) • SERIAL(B) (SERIENUMMER A, SERIENUMMER B) (chassisnummers die van toepassing zijn)

SERIAL(A) : geeft het laagste chassisnummer aan

SERIAL(B) : geeft het hoogste chassisnummer aan

Let op: de koppelvormer, de transmissie en de cabine hebben afwijkende serienummers. (Het getoonde serienummer betreft het onderdeel – niet de machine zelf of het chassis.)

- ⑧ REMARKS (OPMERKINGEN): [N] (niet verkrijgbaar)

Onderdelen die niet te koop zijn, worden aangegeven met de letter "N".

- ⑨ REMARKS (OPMERKINGEN): [P] (compatibiliteit van het onderdeel)

De compatibiliteit van onderdelen wordt aangegeven met de letters A, B en C. Deze hebben de volgende betekenis:

[A] Een nieuw en een oud onderdeel zijn volledig uitwisselbaar met elkaar.

Nieuw



Oud

[B] Een nieuw en een oud onderdeel zijn niet uitwisselbaar met elkaar.

Nieuw



Oud

[C] Een nieuw onderdeel vormt een alternatief voor een oud onderdeel.

In dit geval is een oud onderdeel niet uitwisselbaar met een nieuw onderdeel.

Nieuw



Oud

- ⑩ REMARKS (OPMERKINGEN): [D]

[D] Geeft aan dat het onderdeel van de lijst is afgevoerd.

[H] Geeft aan dat het onderdeel niet meer wordt vervaardigd of aangeleverd.

Vlak eronder wordt een alternatief onderdeel getoond.

- ⑪ REMARKS (OPMERKINGEN): [(A)], [(B)], [(C)], [(D)]

De symbolen in deze kolom hebben de volgende betekenis:

- (1) Samengestelde onderdelen

(a) 01 - : Geeft de onderdelen aan waaruit het samengestelde onderdeel bestaat.

(b) Y01 - : Geeft het samengestelde onderdeel aan dat is opgebouwd uit de onderdelen 01,02-09.

[Voorbeeld 1] (Zie hiervoor de lijst op de vorige pagina.)

Bij het onderdeel 1A 34256-20050 voorchassis staat in de kolom "REMARKS" Y01.

Dit betekent dat het voorchassis bestaat uit de onderdelen met 01[41A en 42A]

in de kolom "REMARKS".

- (2) Setonderdelen

(a) K1 - : Geeft de onderdelen aan waaruit de set bestaat.

(b) QK1 - : Geeft een set aan die bestaat uit de onderdelen K1 -, K2 -.

- (3) Onderdelen die uitwisselbaar zijn wanneer ze worden vervangen door andere verwante onderdelen.

(a) A1 - : Geeft onderdelen aan die uitwisselbaar moeten zijn.

(b) WA1~ : Geeft onderdelen aan die uitwisselbaar zijn wanneer ze worden vervangen door A1-onderdelen.

[Voorbeeld 2] (Zie hiervoor de lijst op de vorige pagina.)

Het onderdeel 3B 44344-70020 [WA1] kan het oude onderdeel 3A 44340-70210 alleen vervangen als de plaat 4B 41605-41290 [A1] tegelijkertijd wordt vervangen.

## ⑫ REMARKS (OPMERKINGEN)

De belangrijkste overige opmerkingen zijn:

- (1) REF 618 : Geeft het machineonderdeel nr. 618 aan.
- (2) FR LH : Geeft de linkerzijde van de machine aan gezien in voorwaartse richting.
- (3) FR RH : Geeft de rechterzijde van de machine aan gezien in voorwaartse richting.
- (4) D80×185L : Geeft aan: “diameter = 80 mm, lengte = 185 mm”.
- (5) (01) ~ : Geeft een onderdeel aan van reparatieset Y01~ van machineonderdeel nr. 391.
- (6) (K1) ~ : Geeft een onderdeel aan van reparatieset QK1~ van machineonderdeel nr. 391.
- (7) (K) : Geeft een onderdeel aan van het machineonderdeel nr. 391.
- (8) Oude onderdeelnummers • onderdeelnummers ter referentie, etc.

### (Opmerking)

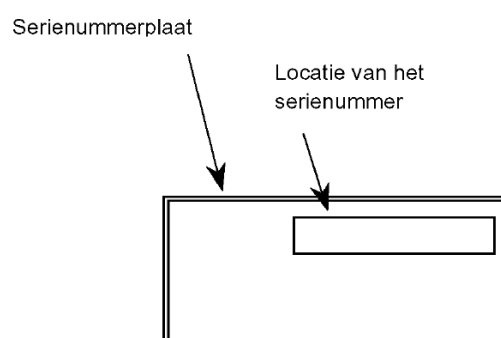
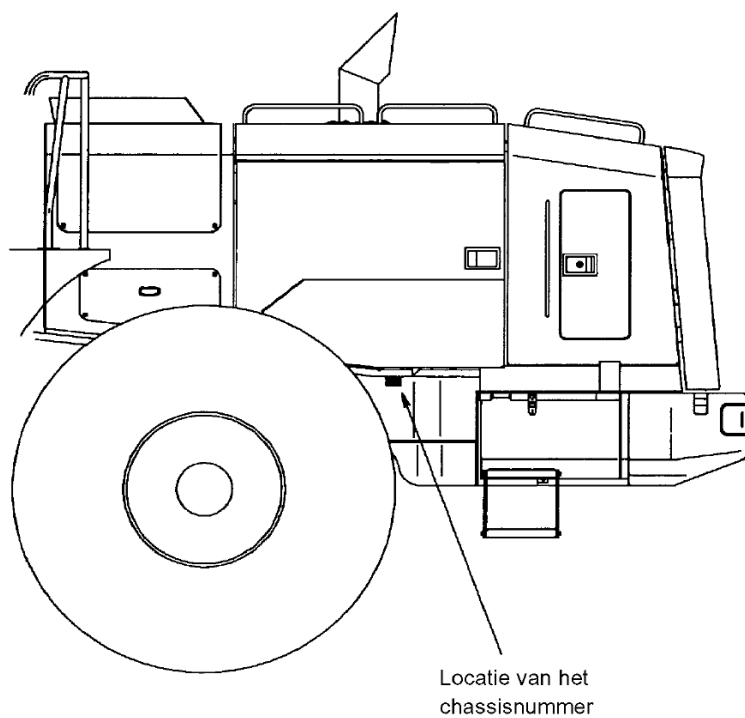
1. Onderdelen waarvan op de afbeeldingen geen item- of symboolnummers worden gegeven, kunnen niet afzonderlijk worden geleverd.
2. Onderdelen uit deze catalogus mogen zonder voorafgaande kennisgeving van de bestellijst worden afgevoerd, gewijzigd of aangeduid als “niet verkrijgbaar”.

### WAARSCHUWING:

1. Deze onderdelencatalogus is uitgegeven om u een overzicht te geven van de onderdelen van uw machine en om het u gemakkelijk te maken reserveonderdelen te bestellen bij uw Kawasaki-dealer.
2. U kunt deze onderdelencatalogus ook gebruiken om informatie uit te wisselen met uw Kawasaki-dealer als u iets wilt weten over een bepaald onderdeel.
3. Voer zelf geen reparatie-, demontage- en montagewerkzaamheden uit aan uw machine. Schakel uw Kawasaki-dealer in om bovengenoemde werkzaamheden te verrichten.

## Chassisnummer en serienummer

1. Het chassisnummer en het serienummer zijn aangegeven op onderstaande locaties:



Opmerking: Zie voor de positie van de serienummerplaat het onderdeel Markeringsgroep.

2. Het chassisnummer en het serienummer zoals vermeld op de machine worden in deze onderdelencatalogus als

Serienummer zoals gebruikt in onderdelencatalogus	Chassisnummer	Serienummer
0101	97J1-0101	97J1-0101
5001	97J1-5001	97J1-5001
9001	97J1-9001	97J1-9001

Wij raden u aan het model, het chassisnummer, het serienummer en de leverdatum van uw machine te noteren in onderstaand schema. Dit vereenvoudigt het bestellen van reserveonderdelen.

<b>Model</b>	
<b>Chassisnummer</b>	
<b>Serienummer</b>	
<b>Leverdatum</b>	

## Kullanmadan Önce

### I. Giriş

- Bu parça kataloğu kapakta belirtilen modeller için geçerlidir.
- Özel şartnamelere ait parçalar dahil edilmemiştir.
- Motorlar için, ayrı olarak verilen "Motor Parçaları Kataloğuna" bakın.

### II. Parçalar Nasıl Sipariş Edilir?

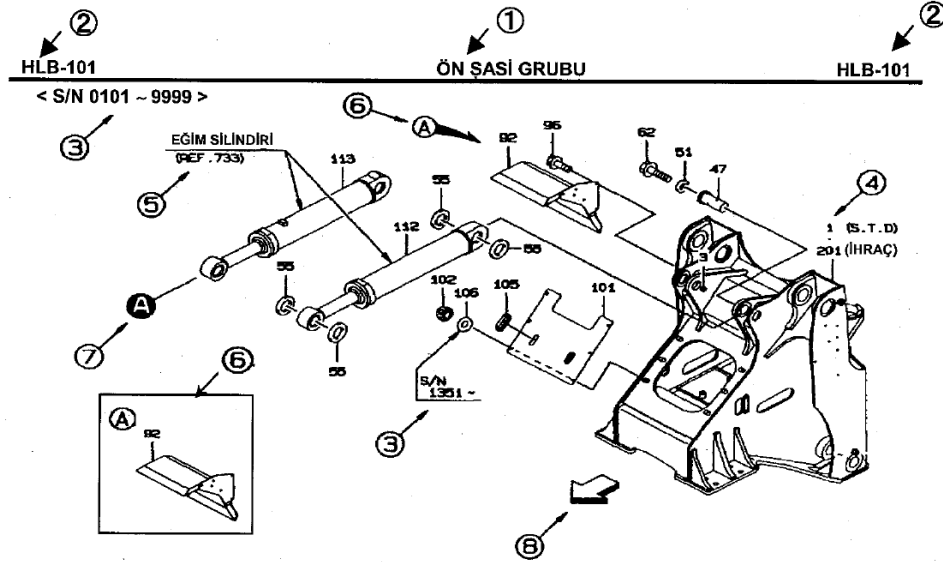
Parça sipariş ederken, bu parça kataloğundaki çizim ve listelere başvurarak, model adı, şasi no, parça no, parça adı, gerekli miktar vs. bilgileri şirketimize açık şekilde bildirin.

### III. Parça Kataloğuna Nasıl Bakılmalı?

Parça kataloğundaki çizimler, her parçanın sipariş için gerekli sıradaki "konum ve şeklini" gösterir. Bu nedenle, çizimler her zaman gerçek parçalara benzemeyebilir.

#### 1. Çizimlere nasıl bakılmalı?

Aşağıdaki çizim örneği, çizimlere nasıl bakılacağına ilişkin anlaşılması konusunda yardımcı olabilir.



Daire içindeki sayılar aşağıdaki anlamlara gelir:

- ①, ② Model kodu, bölüm no. ve bölüm adı
- ③ Geçerli şasi no'ları (uygulamanın başladığı ve bittiği şasi no'larını gösterir)
- ④ İşaret (listede gösterilen "İŞARET" sütununa karşılık gelir)
- ⑤ İlgili birim kılavuzu işareti
- ⑥ Balon işareti (detaylı bir şeklin bulunduğunu gösterir)
- ⑦ Bağlantı işareti (bir parçanın diğer parçaya bağlandığı yeri gösterir)
- ⑧ Yön işareti (aracın önünü gösterir)

## 2. Listeler nasıl kullanılmalı?

Aşağıdaki liste örneği, listelerin nasıl kullanılacağına ilişkin anlaşılması konusunda yardımcı olabilir.

İŞARET	PARÇA NUMARASI	PARÇA ADI	BRM MKT	SERİ (A) (B)	N P D	AÇIKLAMALAR				AÇKLM
						(A)	(B)	(C)	(D)	
1A	34256-20050	ŞAŞI AKSAMI, ÖN	1	101-120		Y01				
B	34256-20060	ŞAŞI AKSAMI, ÖN	1	121-	B	Y02				
2A	30040-20060	KOL AKS., KALDIRMA	1	101-		Y03				
3A	44340-70210	AYNA	1	101-120						
B	44344-70020	AYNA, BOŞLUK	1	121-	B				WA1	
4A	40901-26700	DİRSEK	1	101-120						
B	41605-41290	PLAKA	1	121-	B				A1	
41A	41621-20340	DURDURUCU	3	101-		01 02				
42A	41621-20320	DURDURUCU	2	101-		01 02				
51A	49327-60600	KEÇE SETİ	1	101-					QK1	
61A	47193-70040	HALKA PABUÇ	1	101-					K1	
62A	47171-70020	HALKA, AŞINMA	1	101-					K1	

Daire içindeki sayılar aşağıdaki anlamlara gelir:

① ○○○ (MODEL KODU)

Parça katalogunda gösterilen model kodu (ana birimin model adından farklıdır)

② □□□ (BÖLÜM NO.)

"BÖLÜM DİZİNİNDEKİ" girişleri bulmak içindir

③ İŞARET

Çizimden parça no'su bulmak içindir (birim çizimi)

Ancak, "000A" ve "000B" gibi üç "0" ile başlayan değerler "birim aksamını" gösterir.

④ PARÇA NUMARASI

⑤ PARÇA ADI

⑥ BİRİM MKT

(1) Bu sütun bir setin miktarını gösterir

Ancak, "İŞARET" sütununda "000A", "000B" vs. gösteriliyorsa "BİRİM MKT" sütunu bir makineye ait miktarı gösterir.

(2) "1M" ve "2M" gibi "M" içeren değerler, parçanın gösterilen değerdeki birim cinsinden satıldığını gösterir.

Gerçek uzunluk "AÇIKLAMA" sütununda gösterilir.

[Örnek 1] "BİRİM MKT" sütununda "2M" ve "AÇIKLAMA" sütununda "L=1700" gösteriliyorsa, gerçek uzunluk 1,700 mm'dir ve parça 2 metrelik birimler cinsinden satılmaktadır.




[Örnek 2] "BİRİM MKT" sütununda "2M" ve "AÇIKLAMA" sütununda "L=1400xMKT2" gösteriliyorsa, 1,700 mm'lik gerçek uzunluk 2 konumda kullanılmaktadır ve parça 2 metrelik birimler cinsinden satılmaktadır. Parça 2 konumda gerekliyse "3 metre" sipariş edin.

(3) "A/R" gösterildiğinde, gerekli miktarı sipariş edin. Bu, genel olarak şimler veya ara parçaları için kullanılır.

- ⑦ SERİ(A) • SERİ(B) (geçerli şasi no'ları.)  
SERİ(A) : Uygulamanın başladığı şasi no'yu gösterir  
SERİ(B) : Uygulamanın bittiği şasi no'yu gösterir  
Ancak, tork konvertörü, şanzıman ve kabin, şasi no'dan farklıdır (Gösterilen seri numarası parçaya aittir - araç veya şasiye ait değildir.)

- ⑧ AÇIKLAMALAR: [N] (satılmaz)  
Satılık olmayan parçalar "N" ile gösterilmiştir.

- ⑨ AÇIKLAMALAR: [P] (parça uyumluluğu)  
Parça uyumluluğu A, B ve C işaretleri ile gösterilmiştir, bunların anlamları:

[A] Yeni parça ile eski parça birbirinin yerini tam olarak alabilir.	YENİ		ESKİ
[B] Yeni parça ile eski parça birbirinin yerini alamaz.	YENİ		ESKİ
[C] Yeni parça eskisinin alternatifidir. Bu durumda, eski parça yeni parçanın yerini alamaz.	YENİ		ESKİ

- ⑩ AÇIKLAMALAR: [D]  
[D] Parçanın silindiğini gösterir.  
[H] Parçanın üretim veya tedarikinin durdurulduğunu gösterir.  
Alternatif bir parça hemen altında gösterilir.

- ⑪ AÇIKLAMALAR: [(A)], [(B)], [(C)], [(D)]  
Bu sütunda gösterilen işaretler aşağıdaki anlamlara gelir.

(1) Aksam parçaları

- (a) 01 - : Aksamın parçalarını oluşturan parçaları gösterir.  
(b) Y01 - : 01,02-09 parçalarından oluşan aksam parçalarını gösterir.

[Örnek 1] (Önceki sayfada yer alan listeye bakın.)

1A 34256-20050 numaralı ön şasi parçasının Açıklamalar sütununda Y01 bulunmaktadır,  
bunun anlamı Ön şasinin Açıklamalar sütununda 01[41A ve 42A] bulunan parçaları içerdiğiidir.

(2) Set parçaları

- (a) K1 - : Setin parçalarını oluşturan parçaları gösterir.  
(b) QK1 - : K1 -, K2 - parçalarından oluşan seti gösterir.

(3) İlgili diğer parçalarla değiştirildiğinde, birbirinin yerini alabilen parçalar.

- (a) A1 - : Parçaların birbirinin yerini alması için gerekli olan parçaları gösterir.  
(b) WA1~ : A1 parçalarıyla değiştirildiğinde, birbirinin yerini alabilen parçaları gösterir.

[Örnek 2] (Önceki sayfada yer alan listeye bakın.)

3B 44344-70020 [WA1] numaralı parça, 4B 41605-41290 [A1] plakası da birlikte değiştirilirse,  
sadece 3A 44340-70210 numaralı eski parçanın yerine geçebilir.

## ⑫ AÇIKLAMALAR

Diğer önemli açıklamalar aşağıda gösterilmiştir:

- (1) REF 618 : Bölüm No 618'i gösterir.
- (2) FR LH : Araç ileriye bakar halde iken sol tarafı gösterir.
- (3) FR RH : Araç ileriye bakar halde iken sağ tarafı gösterir.
- (4) D80×185L : "çap = 80 mm, uzunluk = 185 mm" ölçülerini gösterir.
- (5) (01) ~ : Onarım setinin parçasını gösterir, bölüm no 391'e ait Y01~.
- (6) (K1) ~ : Onarım setinin parçasını gösterir, bölüm no 391'e ait QK1~.
- (7) (K) : Bölüm no 391'e ait parçayı gösterir.
- (8) Eski parça no. • referans parça no, vs.

(Not)

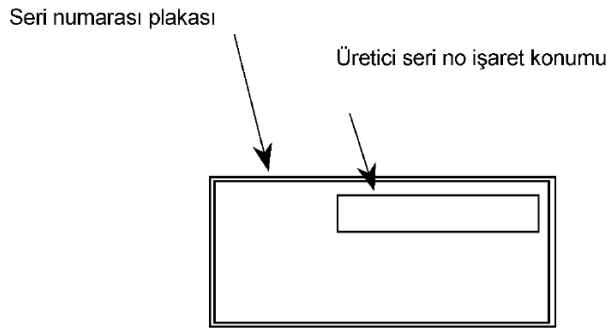
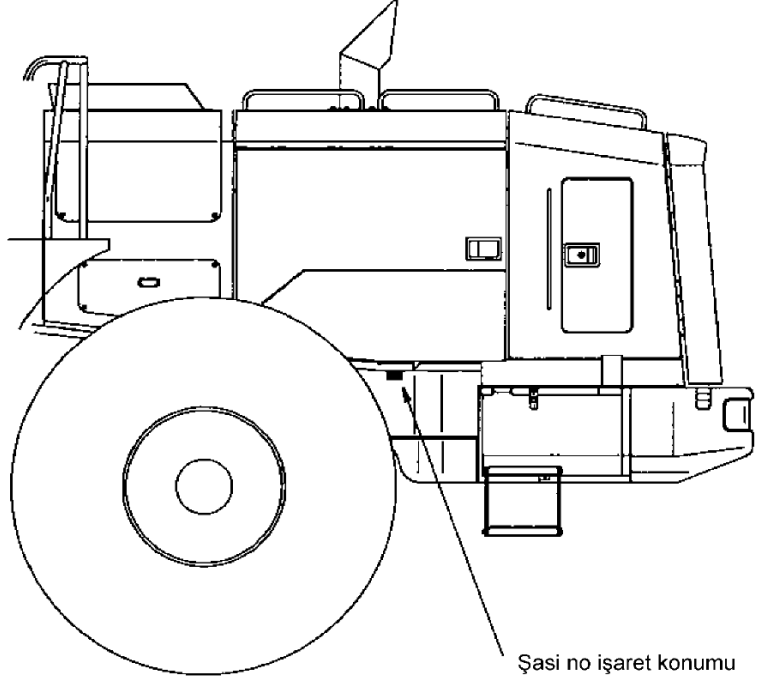
1. Çizimlerde madde veya işaret numarası bulunmayan parçalar, tek başına parça şeklinde tedarik edilemez.
2. Bu katalogda gösterilen parçalar, önceden haber verilmeksizin silinebilir, değiştirilebilir veya "satılmaz" olarak belirlenebilir.

UYARI :

1. Bu parça katalogu hazırlanırken, parçaların açık şekilde belirtilmesi ve Kawasaki yükleyici satıcınıza parça siparişinde bulunurken size yardımcı olması amaçlanmıştır.
2. Bu parça kataloğunu, Kawasaki yükleyici satıcınızla parçalar hakkında bilgi alışverişinde bulunmak amacıyla da kullanabilirsiniz.
3. Aracınız üzerinde onarım, sökme ve montaj işlemlerini kendiniz yapmamalısınız. Gerekliğinde Kawasaki yükleyici satıcınıza başvurun ve yukarıda sözü edilen işlemleri onun yapmasını isteyin.

## Şasi No. ve Üretici Seri No.

1. Şasi no. ve üretici seri no. aşağıda belirtilen yerlerde bulunmaktadır:



Not: Seri No plakası montaj konumu için  
işaretleme grubu bölümüne bakın

2. Araç üzerinde bulunan şasi no. ve üretici seri no. bu parça kataloğuda aşağıdaki gibi belirtilmiştir:

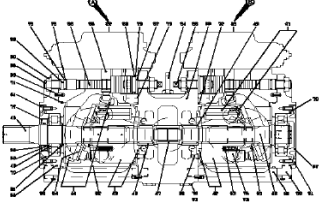
Parça kataloğundaki seri no.	Şasi no.	Üretici seri no.
0101	97J1-0101	97J1-0101
5001	97J1-5001	97J1-5001
9001	97J1-9001	97J1-9001

İleride parça siparişlerini daha hızlı olarak gerçekleştirebilmek için, model adını, şasi no'yu, üretici seri no'sunu ve aracınızın teslimat tarihini aşağıdaki tabloya yazmanız önerilir.

<b>Model adı</b>	
<b>Şasi no.</b>	
<b>Üretici seri no.</b>	
<b>Teslimat tarihi</b>	

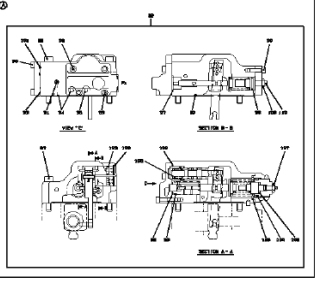
# CONTENTS II

**PUMP (MAIN)**



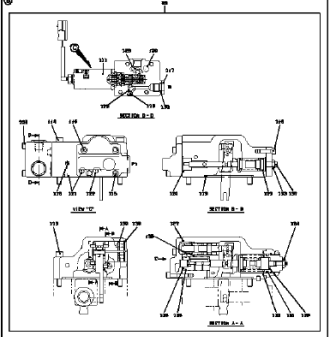
.....p.1

**PUMP (MAIN)**



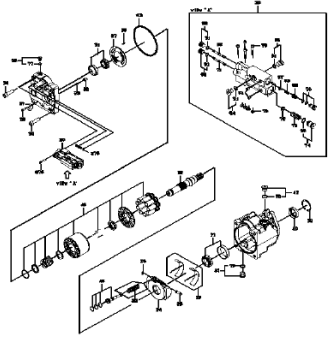
.....p.2

**PUMP (MAIN)**



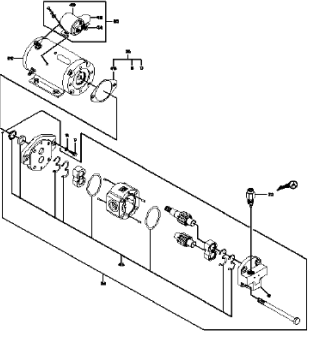
.....p.3

**PUMP**



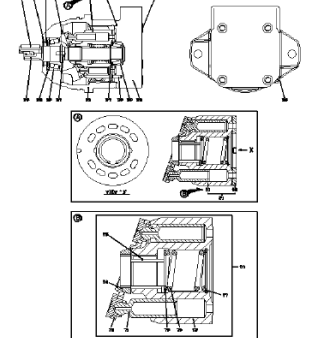
.....p.7

**PUMP (EMERGENCY)**



.....p.9

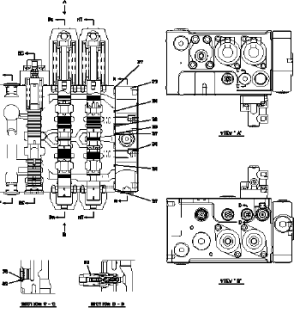
**FAN MOTOR**



.....p.11

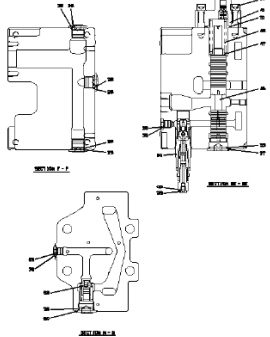
**CONTROL VALVE**

\* NOT USED > --- \*  
 \* B/W 9003 - 9042 > --- USA  
 \* C/W 9003 - 9003 > --- EU



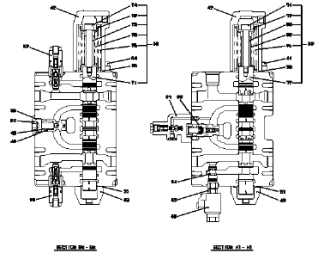
.....p.13

**CONTROL VALVE**



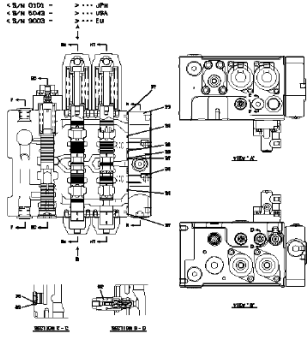
.....p.14

**CONTROL VALVE**



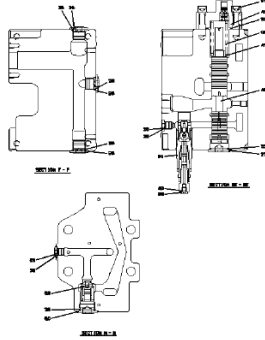
.....p.15

CONTROL VALVE



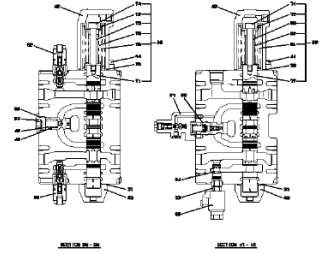
.....p.17

CONTROL VALVE



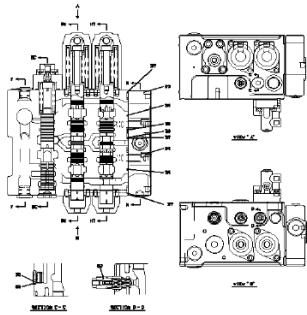
.....p.18

CONTROL VALVE



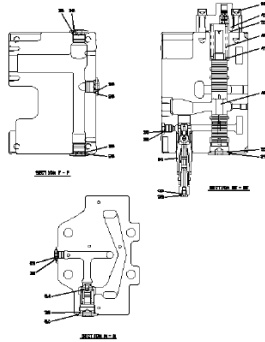
.....p.19

CONTROL VALVE (WITHOUT RIDECONTROL MAGNET VALVE)



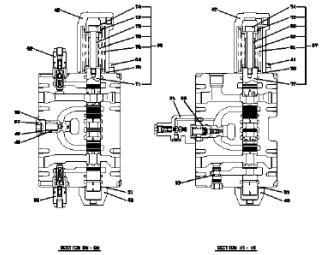
.....p.21

CONTROL VALVE (WITHOUT RIDECONTROL MAGNET VALVE)



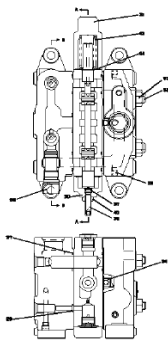
.....p.22

CONTROL VALVE (WITHOUT RIDECONTROL MAGNET VALVE)



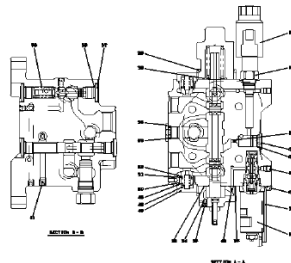
.....p.23

VALVE(CONTROL)



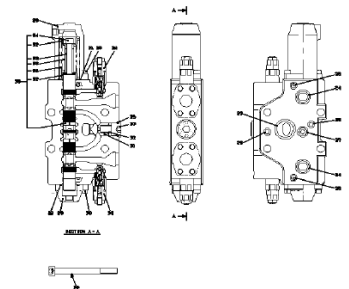
.....p.25

VALVE(CONTROL)



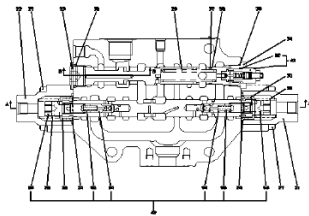
.....p.26

CONTROL VALVE (FOR 3-WAY PIPING)/ADD-ON



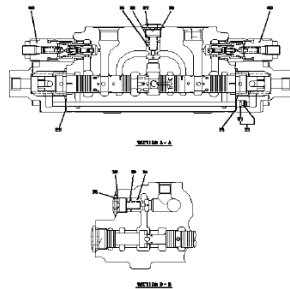
.....p.29

### STEERING VALVE



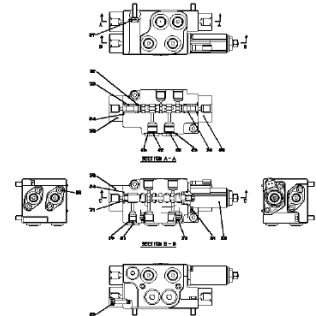
.....p.31

### STEERING VALVE



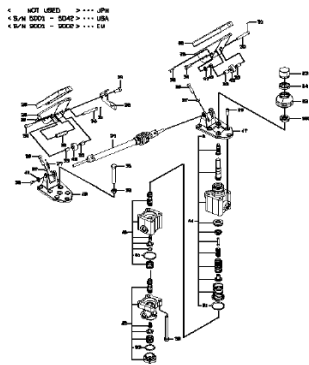
.....p.32

### CONTROL VALVE (FOR STICK STEERING)



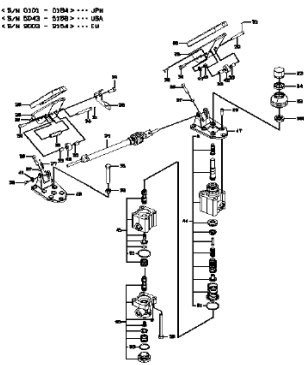
.....p.35

### BRAKE VALVE



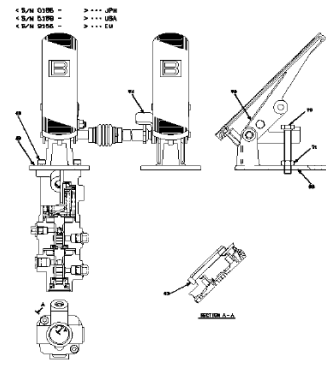
.....p.37

### BRAKE VALVE



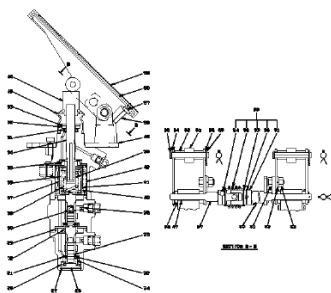
.....p.39

### BRAKE VALVE



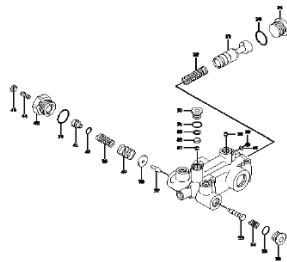
.....p.41

### BRAKE VALVE



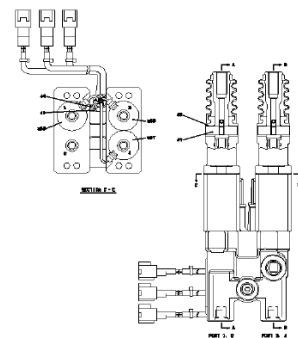
.....p.42

### UNLOADER VALVE



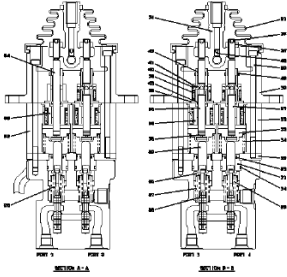
.....p.45

### PILOT VALVE



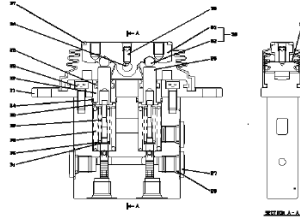
.....p.47

PILOT VALVE



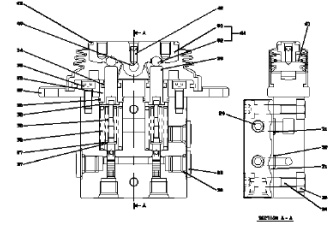
.....p.48

PILOT VALVE (FOR 3-WAY PIPING)



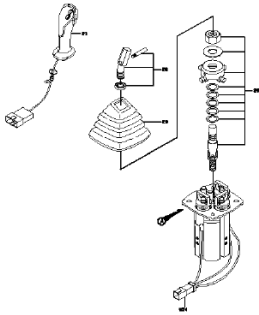
.....p.51

PILOT VALVE (FOR 3-WAY PIPING)



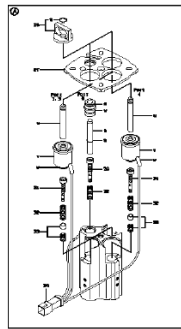
.....p.53

PILOT VALVE (FOR SINGLE LEVER)



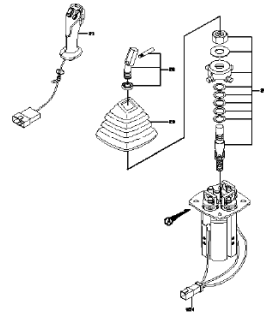
.....p.55

PILOT VALVE (FOR SINGLE LEVER)



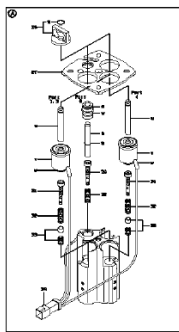
.....p.56

PILOT VALVE (FOR SINGLE LEVER)



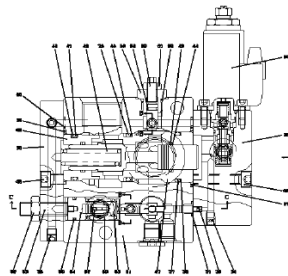
.....p.59

PILOT VALVE (FOR SINGLE LEVER)



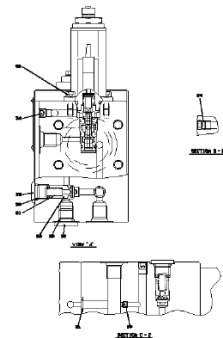
.....p.60

VALVE (RIDE CONTROL)



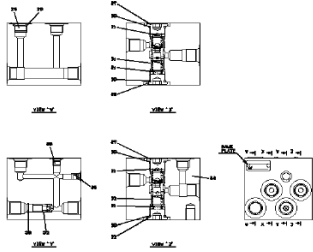
.....p.63

VALVE (RIDE CONTROL)



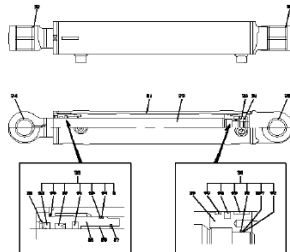
.....p.64

**FLOW CONTROL VALVE (FOR PILOT LINE)**



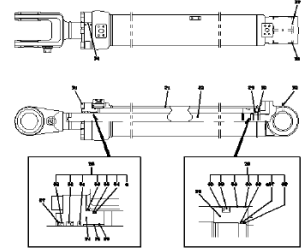
.....p.67

**STEERING CYLINDER**



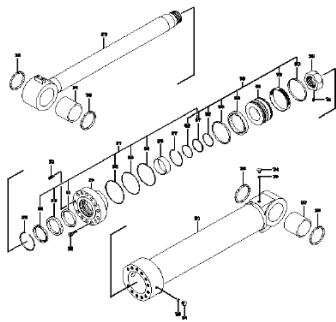
.....p.69

**LIFT CYLINDER**



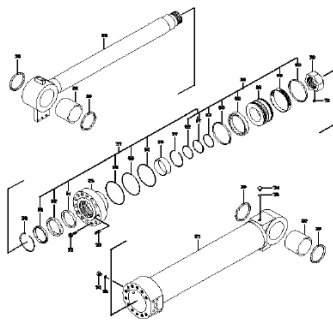
.....p.71

**TILT CYLINDER (LH)**



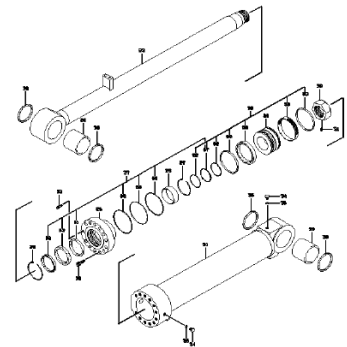
.....p.73

**TILT CYLINDER (RH)**



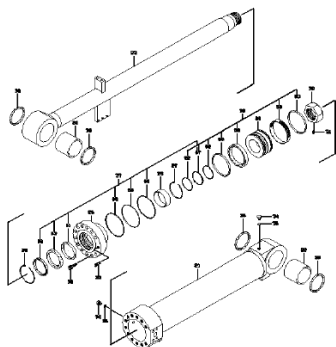
.....p.75

**TILT CYLINDER //(HIGH LIFT ARM SPEC.)**



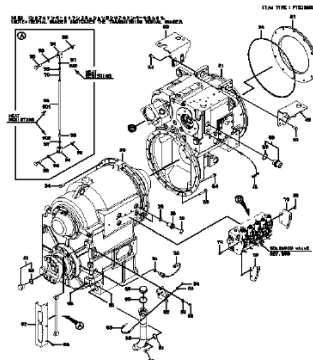
.....p.77

**TILT CYLINDER //(HIGH LIFT ARM SPEC.)**



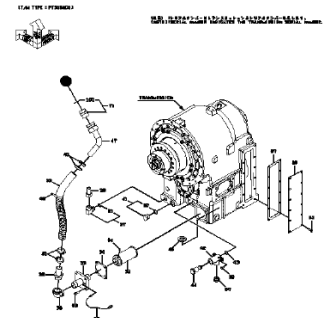
.....p.79

**TRANSMISSION**



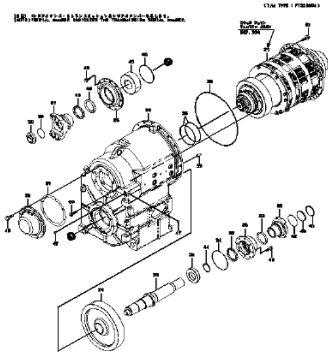
.....p.81

**TRANSMISSION**



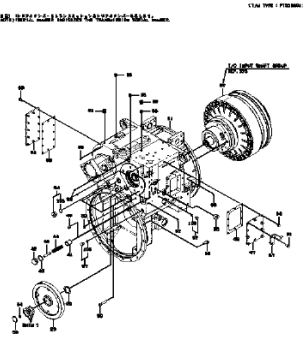
.....p.82

### TRANSMISSION ASSY



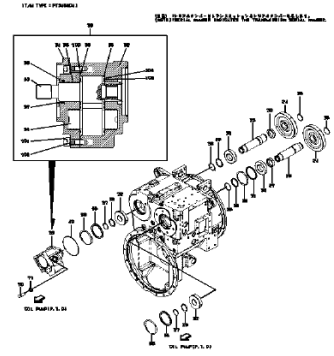
.....p.85

### TORQUE CONVERTER MOUNT



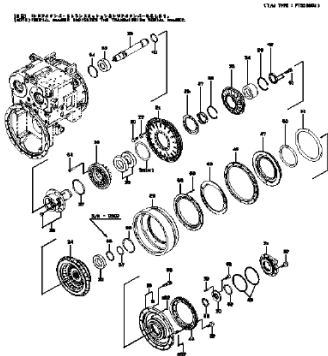
.....p.87

### TORQUE CONVERTER MOUNT



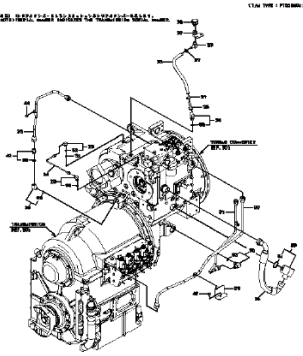
.....p.88

### TORQUE CONVERTER



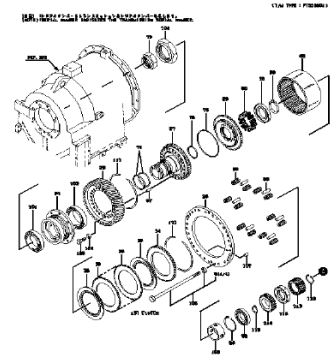
.....p.91

### EXTERNAL PIPING & ELBOW



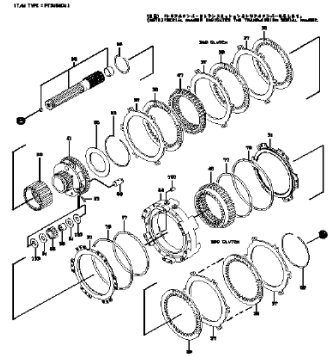
.....p.93

### CLUTCH ASSY



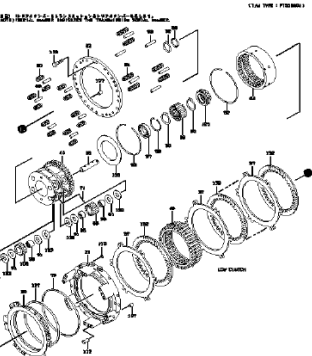
.....p.95

### CLUTCH ASSY



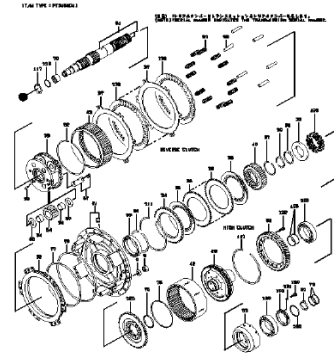
.....p.96

### CLUTCH ASSY



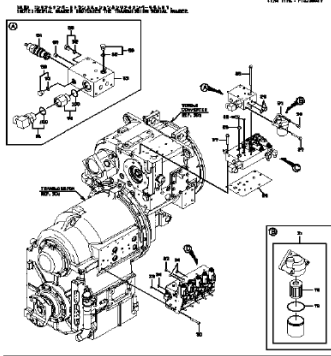
.....p.97

### CLUTCH ASSY



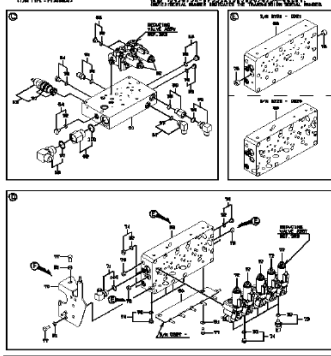
.....p.98

T/M CONTROL VALVE ASSY



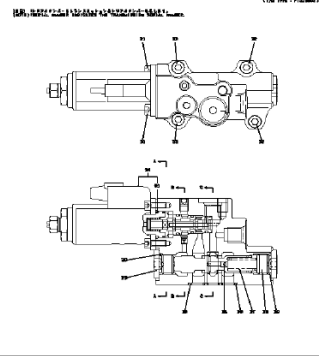
.....p.101

T/M CONTROL VALVE ASSY



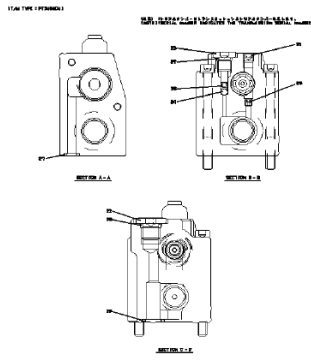
.....p.102

REDUCING VALVE ASSY



.....p.105

REDUCING VALVE ASSY



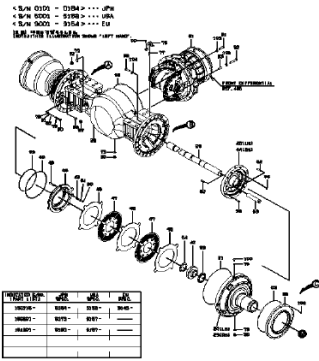
.....p.106

REPAIR KIT

LIST ONLY

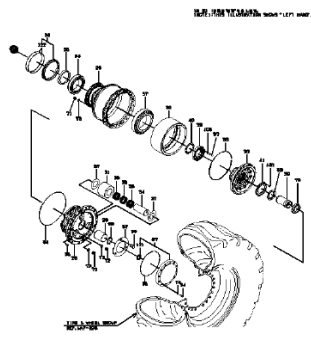
.....p.109

FRONT AXLE



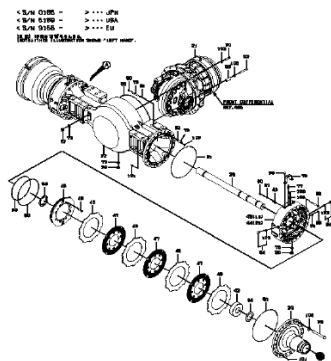
.....p.111

FRONT AXLE



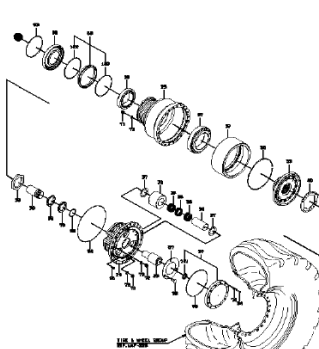
.....p.112

FRONT AXLE



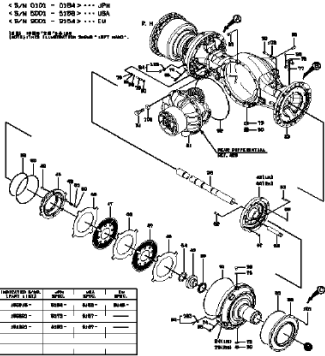
.....p.115

FRONT AXLE



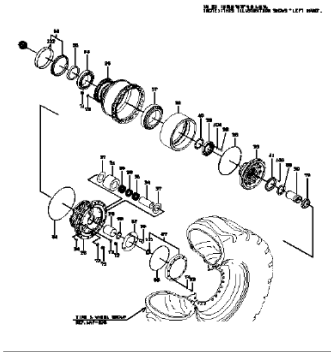
.....p.116

### REAR AXLE



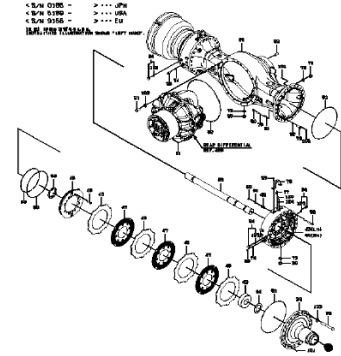
.....p.119

### REAR AXLE



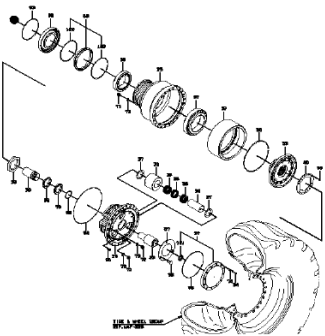
.....p.120

### REAR AXLE



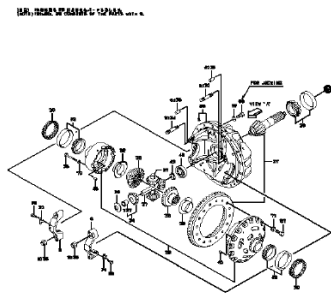
.....p.123

### REAR AXLE



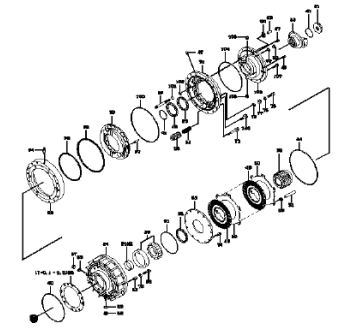
.....p.124

### FRONT DIFFERENTIAL



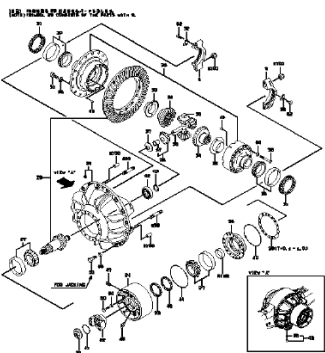
.....p.127

### FRONT DIFFERENTIAL



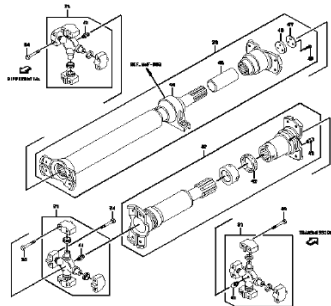
.....p.128

### REAR DIFFERENTIAL



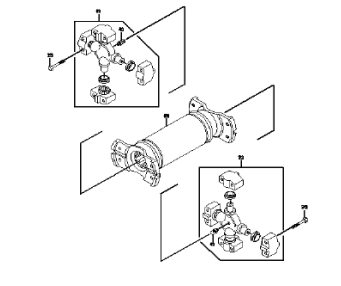
.....p.131

### 2ND PROPELLER SHAFT



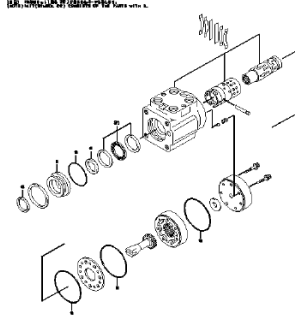
.....p.135

### 3RD PROPELLER SHAFT



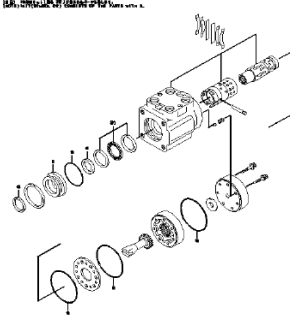
.....p.137

### ORBITROL(TM)



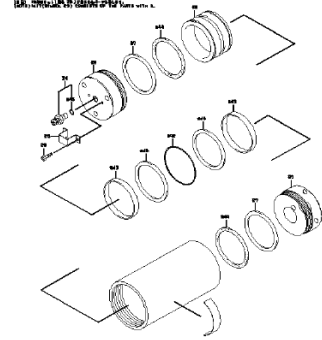
.....p.139

### ORBITROL(TM)/(FOR JOYSTICK STEERING)



.....p.141

### ACCUMULATOR



.....p.143

---

MEMO

---

# PARTS NAME INDEX

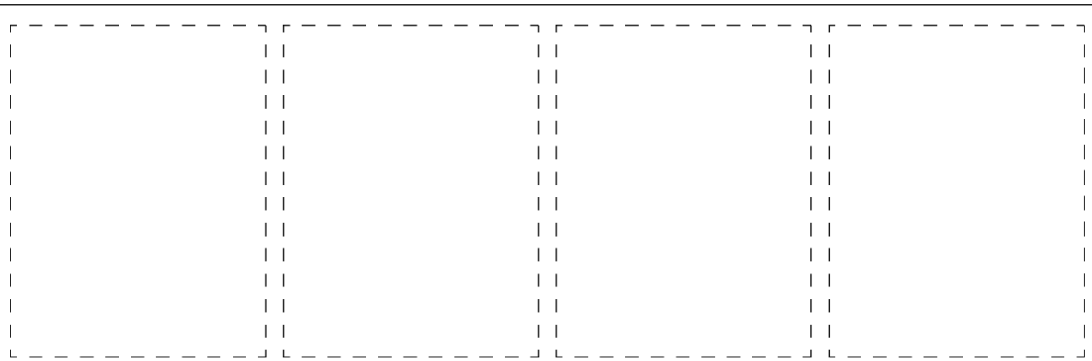
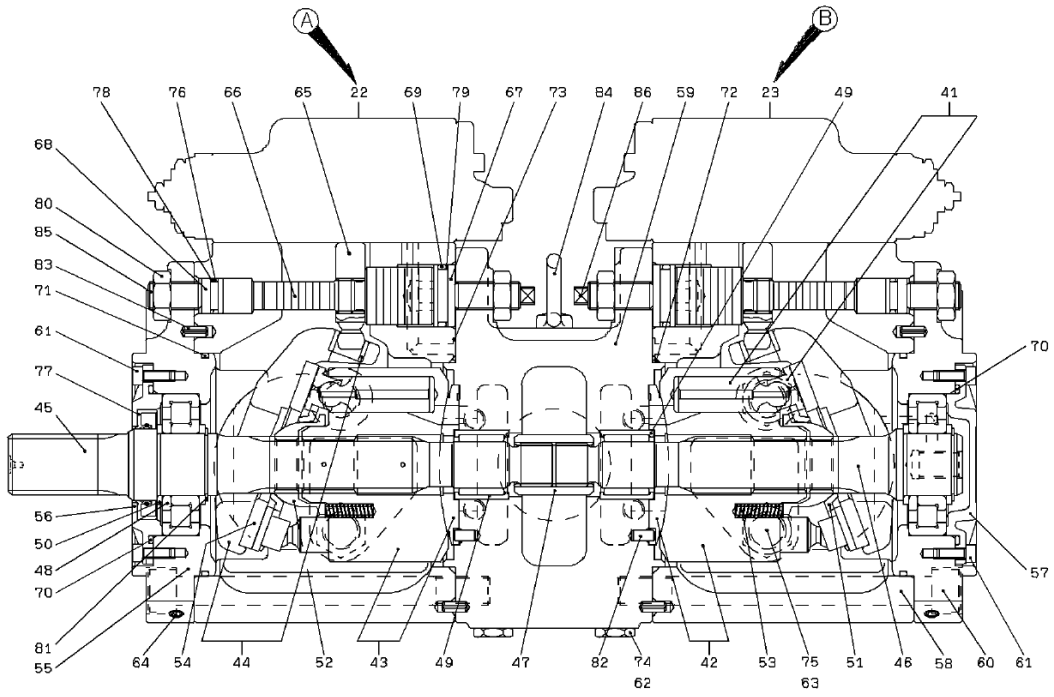
## PARTS NAME INDEX

	PART NAME	PAGE		PART NAME	PAGE	
<b>A</b>	ACCUMULATOR ASSY	144	<b>F</b>	FITTING,SOCKET	94	
	ADAPTER	83,103		FLANGE	86	
	ADAPTER,ELBOW	83,94,103		FLARED FITTING	94,103	
	ARMATURE	57,61		FLARED FITTING,ELB	94,103	
	AXLE ASSY,FRONT	113,117		FLOAT	83	
	AXLE ASSY,REAR	121,125		FRAME	89	
<b>B</b>	BALL	27,49,52,54,107	<b>G</b>	GASKET	10,83,86,89,103,110	
	BAND,HOSE	83,94,129		GAUGE,LEVEL	84	
	BEARING ASSY,SPIDE	138		GEAR	83,86,89,92,99,113,117...	
	BEARING KIT	8,140,142		GEAR ASSY	99	
	BEARING,BALL	86,89,92,100		GEAR SET,SPIRAL BE	129,132	
	BEARING,NEEDLE	4,99		GEAR,BEVEL	129,132	
	BEARING,ROLLER	4,86,89,92,100,129,132		GEAR,DRIVE	89	
	BEARING,TAPER ROLL	12,100,113,117,121,125...		GEAR,IDLE	89	
	BLOCK	4,16,20,24,83,103		GEAR,INTERNAL	99,113,117,121,125	
	BLOCK ASSY,CYLINDE	8		GEAR,PLANET	99,100,113,117,121,125	
	BLOCK,PILLOW	136		GEAR,PUMP BOSS	92	
	BODY	68		GEAR,SUN	99,100,113,117,121,125	
	BOLT	16,20,24,27,30,38,40...		GUIDE	92	
	BOLT SET	100		GUIDE,SPRING	8	
	BOLT,EYE	4	<b>H</b>	HANDLE	57,61	
	BOLT,FLANGED	83,86,89,92,94,103,114...		HOLDER,PIPE	94	
	BOLT,JOINT	83		HOSE	83	
	BOLT,SOCKET	4,5,8,16,20,24,27,30...		HOSE,HEAT RESISTIN	94	
	BOLT,STUD	43,130,132		HOSE,HIGH PRESSURE	94	
	BOLT,U	83		HOUSING	86,89,99,113,117,121...	
	BOOT	38,40,43,49,52,54,57,61		HOUSING ASSY	10,92,99,129,132	
	BOSS,STATOR	92		HOUSING,AXLE	113,117,121,125	
	BRACKET	8,43,83,94		HUB	92,99	
	BRACKET ASSY	38,40		HUB,INTERNAL GEAR	113,117,121,125	
	BREATHER	129,132	HUB,WHEEL	113,117,121,125		
	BREATHER ASSY	94	<b>I</b>	IMPELLER ASSY,TURB	92	
	BUSHING	4,43,49,52,54,65,70,72...		IMPELLER,PUMP	92	
	<b>C</b>	CABLE	10	<b>J</b>	JOINT	43
		CAGE,NEEDLE	100,113,117,121,125		JOINT ASSY	43
		CAM	52,54	<b>K</b>	KEY,SUNK	12
		CAM ASSY	52,54		<b>L</b>	LEVER
		CAMSHAFT	52,54	LEVER ASSY		57,61
		CAP	83,144	<b>M</b>	MAGNET	83
CAP,ELASTIC		129	MOTOR,ELECTRIC		10	
CAP,TERMINAL		10	MOTOR,OIL		12	
CASE		4,12,43,49,65	<b>N</b>		NIPPLE,GREASE	72,129,132,136,138
CLAMP,CABLE		49			NIPPLE,HOSE	83,94
CLUTCH ASSY		86,99			NUT	4,5,27,38,40,43,46,49...
COLLAR		38,40,43			NUT,AXLE	117,125
CONNECTOR ASSY		57,61			NUT,FLANGED	94,129
CONTROLLER UNIT		8			NUT,PISTON	70,72,74,76,78,80
COUPLING		4,113,117,121,125			NUT,SELF-LOCKING	83,130,133
COVER		4,16,20,24,27,30,33,36...		NUT,U	113,117,121,125	
COVER ASSY		86,113,117,121,125		<b>O</b>	ORBITROL(TM) ASSY	140,142
COVER,DRIVE		92			ORIFICE	5,27,33,43,46,65,89,94
COVER,PEDAL		38,40,43	<b>P</b>	PACKING	52,54	
COVER,ROD		70,72,74,76,78,80		PACKING,U	70,72,74,76,78,80	
CYLINDER		12		PEDAL	38,40,43	
CYLINDER ASSY,OIL		70,72,74,76,78,80		PIN	8,12,38,40,43,129	
CYLINDER KIT		4		PIN KIT	4	
<b>D</b>		DAMPER		100	PIN,HEAD	113,121
	DETENT KIT	57,61		PIN,PLANET	99,113,117,121,125	
	DIFFERENTIAL ASSY	113,117,121,125,129,132		PIN,SNAP	38,40	
	DISC,FRICITION	92,99,100,113,117,121...		PIN,SPLIT	43	
	DISC,SEPARATION	99,113,117,121,125,129		PIN,SPRING	4,92,99,100,129	
	DRUM ASSY,CLUTCH	99		PIN,STRAIGHT	4,86,89,99,100,121,125...	
	DRUM,CLUTCH	99		PIPE	113,121	
	<b>E</b>	ELEMENT		103	PIPE ASSY,FLARED	94
		EXTENSION		113,117,121,125	PIPE,OIL	83
<b>F</b>	FILTER	46,83		PISTON	4,70,72,74,76,78,80,92...	
	FILTER ASSY,LINE	103		PISTON ASSY	8	
	FITTING,BUSHING	103		PISTON KIT	4	
	FITTING,ELBOW	83		PISTON SET	12	

## PARTS NAME INDEX


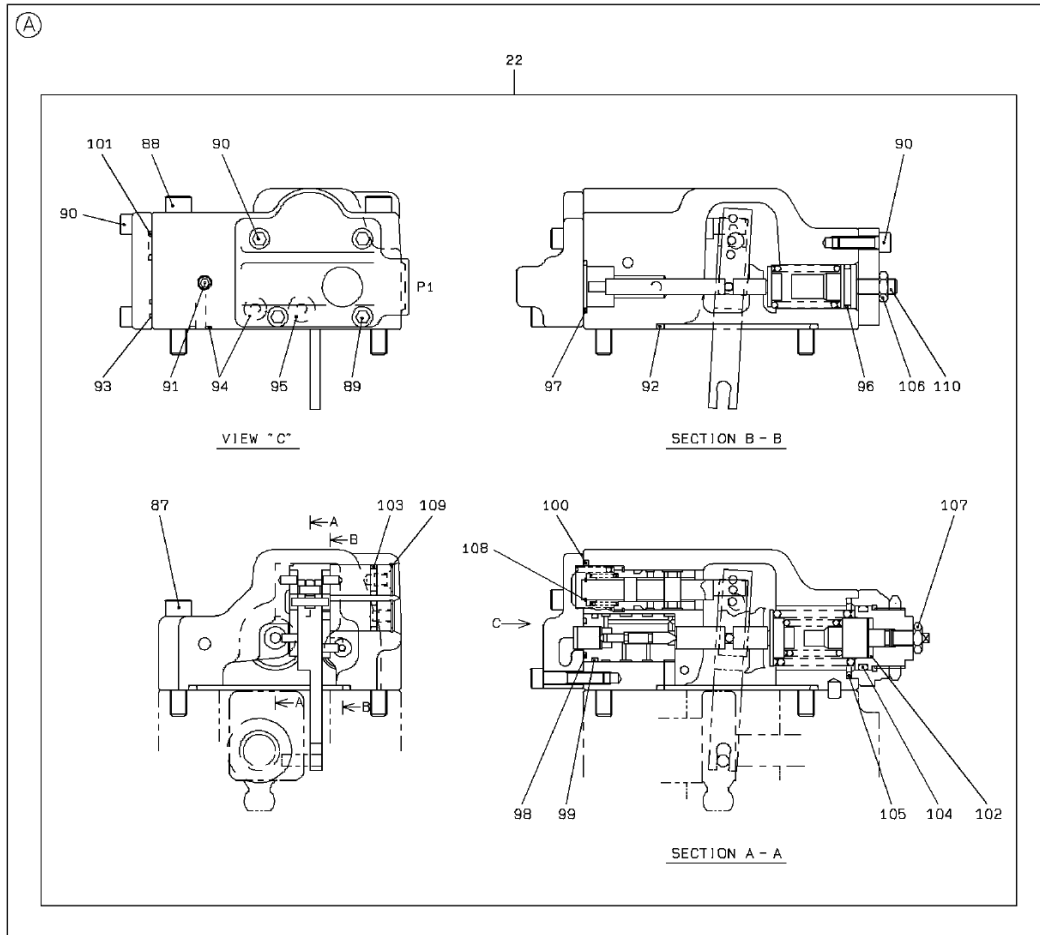
	PART NAME	PAGE		PART NAME	PAGE		
<b>P</b>	PLATE	4,8,12,38,40,43,49,54...	<b>S</b>	SLEEVE	5,43,65,83,84,89,99,100...		
	PLATE ASSY	57,61		SOCKET ASSY	57,61		
	PLATE,END	136		SOLENOID	5,16,20,27,36,49		
	PLATE,LOCK	136		SPACER	4,92,114,117		
	PLATE,SWASH	4,8		SPIDER	99,129,132		
	PLUG	4,5,8,16,20,24,27,30...		SPIDER ASSY,JOURNA	136		
	PLUG,MAGNET	113,114,117,121,122,125...		SPOOL	5,8,16,20,24,43,46		
	PLUNGER	43,46,65,89		SPOOL ASSY	16,20,24,30,33		
	PLUNGER ASSY	57,61,68		SPRING	4,5,8,12,16,20,24,27...		
	POPPET	8,16,20,24,27,30,33,68		STATOR	92		
	PROPELLERSHAFT ASS	136		STOPPER	4,16,20,24,30,38,40		
	PROPELLERSHAFT ASS	138		SWITCH,PROXIMITY	83		
	PROTECTOR	144		SWITCH,STARTER	10		
	PUMP ASSY	10		<b>T</b>	TORQUER CONVERTER	83,89	
	PUMP ASSY,OIL	4,8,89			TRANSMISSION	83,86	
	PUMP UNIT	10			TRANSMISSION ASSY	83	
	<b>R</b>	REGULATOR			4,57,61	TRQ CONV SUB ASSY	89,92
		REPAIR KIT			110	TRUNNION	132
		RETAINER			12	TUBE	83
		RETAINER,BEARING			99	TUBE ASSY,CYLINDER	72
RETAINER,BRAKE		129	TUBE,CYLINDER	70,74,76,78,80			
RETAINER,SEAL		86,92	TUBE,SPIRAL	83			
RETAINER,SPRING		16,20,24,30,99	<b>V</b>	VALVE	16,20,24,65		
RING		43,46,49,72,89,92,99...		VALVE ASSY	10,36,38,40,65,144		
RING,BACK-UP		4,27,33,65,70,72,74,76...		VALVE ASSY,BRAKE	38,40,43		
RING,BUFFER		70,72,74,76,78,80		VALVE ASSY,CONTROL	27,30		
RING,D		113,117,121,125,129,130		VALVE ASSY,FLOW CO	68		
RING,O		4,5,8,12,16,20,24,27...		VALVE ASSY,MULTIPL	16,20,24		
RING,PISTON		89,92,99,110		VALVE ASSY,SOLENOI	107		
RING,RETAINER		8,12,70,72,74,76,78,80		VALVE ASSY,STEERIN	33		
RING,SEAL		8,12		VALVE,PILOT	46,49,52,54,57,61		
RING,SNAP		5,43,68,86,89,92,99,100...		VALVE,REDUCING	5,65,103,107		
RING,SQUARE		83,110	VALVE,RELIEF	16,20,24,27,30,33,103			
RING,STOP		4,12,43	VALVE,SOLENOID	16,20,27			
RING,U		99,100,110	VALVE,UNLOADER	46			
RING,V		12	<b>W</b>	WASHER	38,40,49,52,54,89,99...		
RING,WEAR	70,72,74,76,78,80,113...	WASHER,AXLE		117,125			
RING,WIPER	70	WASHER,LOCK		38,40			
ROD	129	WASHER,PLANE		43,83,89,92,100,103,113...			
ROD ASSY	38,40,70,72,74,76,78,80	WASHER,SEAL		84,110,113,114,117,121...			
ROD,PUSH	49,52,54,113,117,121,125	WASHER,SPRING		43,89,129,132			
ROLLER	43	<b>Y</b>	YOKE ASSY,SLEEVE	136,138			
ROLLER ASSY	38,40		YOKE,FLANGE	86,129,132			
<b>S</b>	ROTARY ASSY	12					
	SCRAPER	49					
	SCREW	4,12,27,46,144					
	SCREW,ADJUST	27					
	SCREW,BLEED	113,117,121,125,129					
	SCREW,SET	49,52,54,70,72,74,76,78,80					
	SEAL	49,90,144					
	SEAL KIT	10,57,61,70,72,74,76...					
	SEAL,DUST	70,72,74,76,78,80,136					
	SEAL,FLOATING	113,117,121,125					
	SEAL,GREASE	86,110					
	SEAL,OIL	4,8,38,40,43,86,89,110...					
	SEAL,PISTON	70,72,74,76,78,80					
	SEAT	38,40,46					
	SEAT,SPRING	27,33,36,43,46,49,52,54,65					
	SENSOR,PRESSURE	103					
	SENSOR,TEMPERATURE	83,114,117,122,125					
	SHAFT	4,8,43,49,89					
	SHAFT ASSY	86,99					
	SHAFT ASSY,STATOR	92					
	SHAFT,AXLE	113,117,121,125					
	SHAFT,DRIVE	12					
	SHAFT,PROPELLER	136					
	SHAFT,TURBINE	92					
	SHEET	43					
	SHIM	12,49,52,54,89,92,113...					

# PUMP (MAIN)



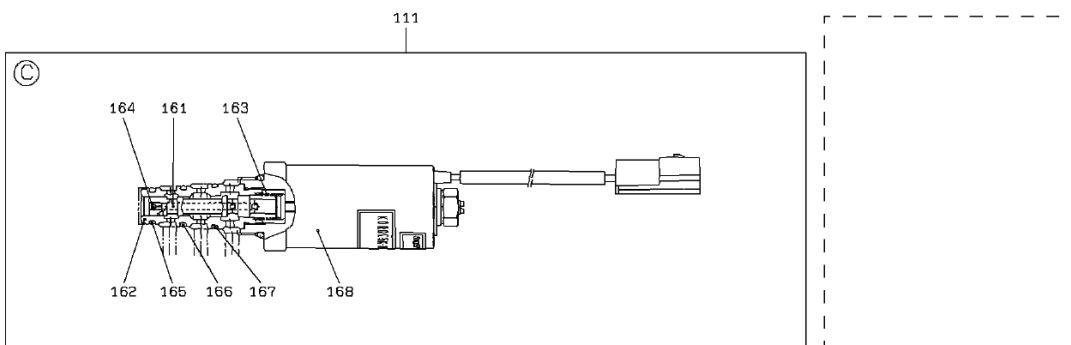
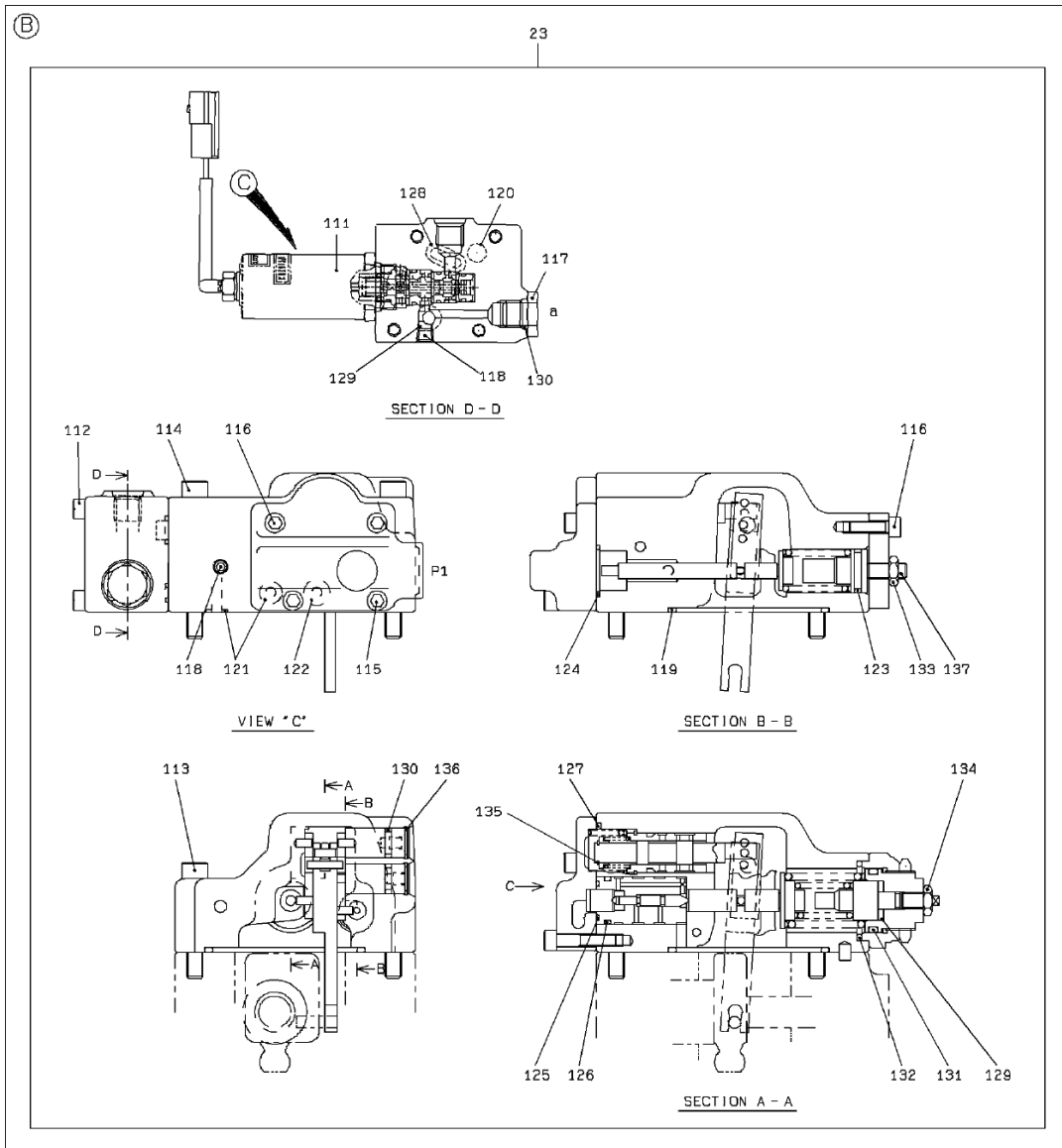
1-A

# PUMP (MAIN)



2-B

# PUMP (MAIN)



3-B

## PUMP (MAIN)

SYM-BOL	PART NUMBER	PART NAME	UNIT Q,TY	SERIAL (A) - (B)	REMARKS							
					N	P	D	(A)	(B)	(C)	(D)	REMARKS
000A	44083-62410	PUMP ASSY,OIL	1	1 -								
22A	45460-70340	REGULATOR	1	1 -				Y01				
23A	45460-70350	REGULATOR	1	1 -					Y02			
41A	49566-70160	PISTON KIT	2	1 -								
42A	49200-70230	CYLINDER KIT	1	1 -								
43A	49200-70220	CYLINDER KIT	1	1 -								
44A	41670-70130	PLATE,SWASH	2	1 -								
45A	34500-70660	SHAFT	1	1 -								
46A	34500-70670	SHAFT	1	1 -								
47A	31160-71960	COUPLING	1	1 -								
48A	42003-70320	BEARING,ROLLER	2	1 -								
49A	42006-70710	BEARING,NEEDLE	2	1 -								
50A	35700-71820	SPACER	4	1 -								
51A	41600-71170	PLATE	2	1 -								
52A	40840-72450	BUSHING	2	1 -								
53A	35600-75620	SPRING	18	1 -								
54A	41600-71180	PLATE	2	1 -								
55A	31200-72890	COVER	2	1 -								
56A	31200-72900	COVER	1	1 -								
57A	31200-72910	COVER	1	1 -								
58A	33100-71190	CASE	2	1 -								
59A	41410-70500	BLOCK	1	1 -								
60A	43956-71140	BOLT,SOCKET	8	1 -								
61A	61101-06016	BOLT,SOCKET	8	1 -								
62A	41530-71610	PLUG	2	1 -								
63A	41530-72700	PLUG	4	1 -								
64A	41530-71600	PLUG	15	1 -								
65A	40061-70010	PIN KIT	2	1 -								
66A	39960-72050	PISTON	2	1 -								
67A	35440-70680	STOPPER	2	1 -								
68A	35440-70980	STOPPER	2	1 -								
69A	47131-78290	RING,O	2	1 -								
70A	47131-78300	RING,O	2	1 -								
71A	47131-78310	RING,O	2	1 -								
72A	47131-78320	RING,O	2	1 -								
73A	47131-78330	RING,O	18	1 -								
74A	47131-78340	RING,O	2	1 -								
75A	47131-78350	RING,O	4	1 -								
76A	47131-74120	RING,O	2	1 -								
77A	34042-71700	SEAL,OIL	1	1 -								
78A	47194-72100	RING,BACK-UP	2	1 -								
79A	47194-72110	RING,BACK-UP	2	1 -								
80A	62402-81161	NUT	4	1 -								
81A	45315-70370	RING,STOP	2	1 -								
82A	40010-70380	PIN,STRAIGHT	2	1 -								
83A	63011-06014	PIN,SPRING	4	1 -								
84A	43951-70090	BOLT,EYE	2	1 -								
85A	43956-71460	BOLT,SOCKET	2	1 -								
86A	35100-71880	SCREW	2	1 -								
87A	61101-08050	BOLT,SOCKET	2	1 -					01			
88A	61101-08070	BOLT,SOCKET	2	1 -					01			
89A	61101-06030	BOLT,SOCKET	2	1 -					01			
90A	61101-06020	BOLT,SOCKET	10	1 -					01			
91A	41530-71600	PLUG	5	1 -					01			
92A	47131-78360	RING,O	1	1 -					01			
93A	47131-78370	RING,O	3	1 -					01			
94A	47131-78330	RING,O	9	1 -					01			
95A	47131-78380	RING,O	1	1 -					01			
96A	47131-78350	RING,O	1	1 -					01			
97A	47131-78390	RING,O	1	1 -					01			
98A	47131-74120	RING,O	1	1 -					01			
99A	47131-78400	RING,O	1	1 -					01			
100A	47131-78410	RING,O	1	1 -					01			
101A	47131-78420	RING,O	1	1 -					01			
102A	47131-78430	RING,O	1	1 -					01			
103A	47131-78340	RING,O	2	1 -					01			

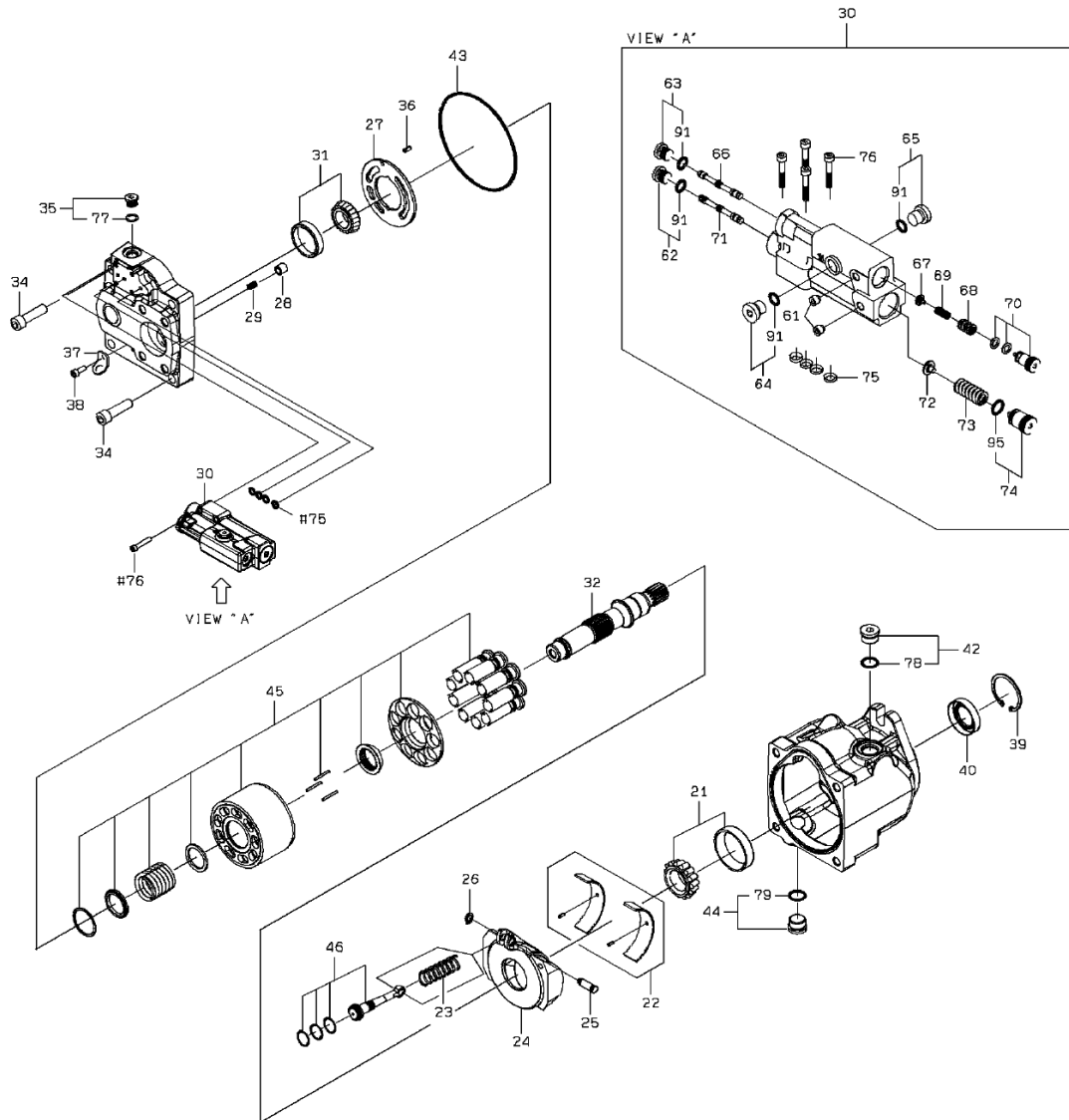
## PUMP (MAIN)

SYM-BOL	PART NUMBER	PART NAME	UNIT Q,TY	SERIAL		REMARKS							
				(A)	(B)	N	P	D	(A)	(B)	(C)	(D)	REMARKS
104A	47131-78440	RING,O	1	1	-					01			
105A	47131-78450	RING,O	1	1	-					01			
106A	37600-73140	NUT	1	1	-					01			
107A	37600-72810	NUT	1	1	-					01			
108A	45311-71790	RING,SNAP	1	1	-					01			
109A	45311-71800	RING,SNAP	2	1	-					01			
110A	43956-71760	BOLT,SOCKET	1	1	-					01			
111A	38567-70450	VALVE,REDUCING	1	1	-						02	Y03	
112A	61101-06045	BOLT,SOCKET	4	1	-						02		
113A	61101-08050	BOLT,SOCKET	2	1	-						02		
114A	61101-08070	BOLT,SOCKET	2	1	-						02		
115A	61101-06030	BOLT,SOCKET	2	1	-						02		
116A	61101-06020	BOLT,SOCKET	6	1	-						02		
117A	41530-71610	PLUG	1	1	-						02		
118A	41530-71600	PLUG	6	1	-						02		
119A	47131-78360	RING,O	1	1	-						02		
120A	47131-78370	RING,O	1	1	-						02		
121A	47131-78330	RING,O	9	1	-						02		
122A	47131-78380	RING,O	1	1	-						02		
123A	47131-78350	RING,O	1	1	-						02		
124A	47131-78390	RING,O	1	1	-						02		
125A	47131-74120	RING,O	1	1	-						02		
126A	47131-78400	RING,O	1	1	-						02		
127A	47131-78410	RING,O	1	1	-						02		
128A	47131-78420	RING,O	1	1	-						02		
129A	47131-78430	RING,O	3	1	-						02		
130A	47131-78340	RING,O	3	1	-						02		
131A	47131-78440	RING,O	1	1	-						02		
132A	47131-78450	RING,O	1	1	-						02		
133A	37600-73140	NUT	1	1	-						02		
134A	37600-72810	NUT	1	1	-						02		
135A	45311-71790	RING,SNAP	1	1	-						02		
136A	45311-71800	RING,SNAP	2	1	-						02		
137A	43956-71760	BOLT,SOCKET	1	1	-						02		
161A	35570-72270	SPOOL	1	1	-							03	
162A	35750-70720	SLEEVE	1	1	-							03	
163A	35600-79110	SPRING	1	1	-							03	
164A	31053-71000	ORIFICE	1	1	-							03	
165A	47131-76460	RING,O	1	1	-							03	
166A	47131-76470	RING,O	1	1	-							03	
167A	47131-76480	RING,O	1	1	-							03	
168A	35910-70530	SOLENOID	1	1	-							03	

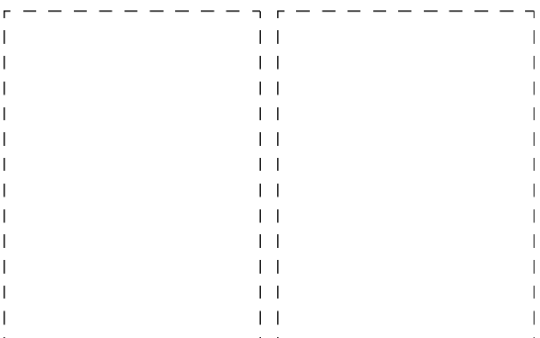
---

MEMO

# PUMP



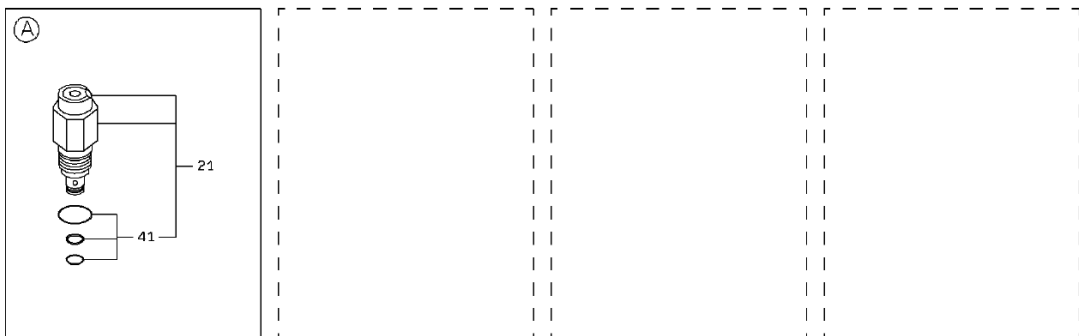
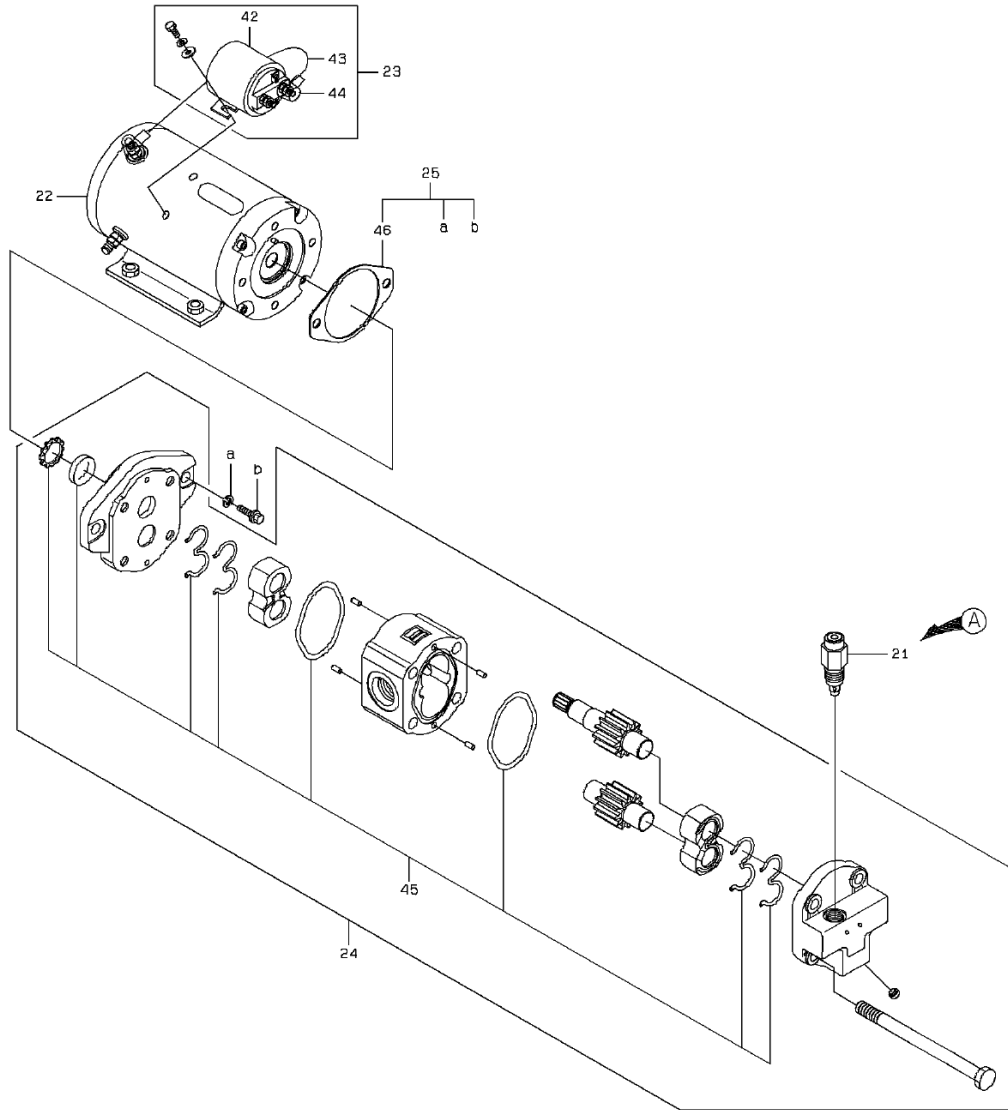
INDICATED S/NO. (PART LIST)	JPN SPEC.	USA SPEC.	EU SPEC.
140616 -	0151 -	5151 -	9029 -
150201 -	0161 -	5152 -	9144 -



## PUMP

SYM-BOL	PART NUMBER	PART NAME	UNIT Q,TY	SERIAL		REMARKS								
				(A)	(B)	N	P	D	(A)	(B)	(C)	(D)	REMARKS	
000A	44083-62430	PUMP ASSY,OIL	1	1	40615									
000B	44083-62500	PUMP ASSY,OIL	1	140616	150131	C								
000C	44083-62530	PUMP ASSY,OIL	1	150201		C								
21A	49612-70060	BEARING KIT	1	1										
22A	49612-70070	BEARING KIT	1	1										
23A	35600-79120	SPRING	1	1										
24A	41670-70190	PLATE,SWASH	1	1										
25A	40000-71920	PIN	1	1										
26A	45323-70390	RING,RETAINER	1	1										
27A	41621-70620	PLATE	1	1										
28A	44074-70670	POPPET	1	1										
29A	35600-79130	SPRING	1	1										
30A	33410-70230	CONTROLLER UNIT	1	1					Y01					
31A	49612-70080	BEARING KIT	1	1										
32A	34500-70940	SHAFT	1	1										
34A	43956-71770	BOLT,SOCKET	4	1										
35A	41530-75960	PLUG	1	1						Y02				
36A	40000-71930	PIN	1	1										
37A	40900-72420	BRACKET	1	1										
38A	43956-71780	BOLT,SOCKET	1	1										
39A	45323-70380	RING,RETAINER	1	1										
40A	34042-71720	SEAL,OIL	1	1										
42A	41530-75950	PLUG	1	1							Y03			
43A	47131-78500	RING,O	1	1										
44A	41530-75950	PLUG	1	1								Y04		
45A	41420-70020	BLOCK ASSY,CYLINDER	1	1										
46A	39962-70730	PISTON ASSY	1	1										
61A	43956-71790	BOLT,SOCKET	2	1					01					
62A	41530-75970	PLUG	1	1					01	Y05				
63A	41530-75970	PLUG	1	1					01	Y05				
64A	41530-75970	PLUG	1	1					01	Y05				
65A	41530-75970	PLUG	1	1					01	Y05				
66A	35570-72280	SPOOL	1	1					01					
67A	31932-70250	GUIDE,SPRING	1	1					01					
68A	35600-79140	SPRING	1	1					01					
69A	35600-79150	SPRING	1	1					01					
70A	41530-75980	PLUG	1	1					01					
71A	35570-72280	SPOOL	1	1					01					
72A	31932-70260	GUIDE,SPRING	1	1					01					
73A	35600-79160	SPRING	1	1					01					
74A	41530-75990	PLUG	1	1					01		Y06			
75A	47191-70260	RING,SEAL	4	1					01					
76A	43956-71800	BOLT,SOCKET	4	1					01					
77A	47131-78510	RING,O	1	1						02				
78A	47131-78490	RING,O	1	1							03			
79A	47131-78490	RING,O	1	1								04		
91A	47131-78520	RING,O	1	1						05				
95A	47131-78530	RING,O	1	1							06			

# PUMP (EMERGENCY)

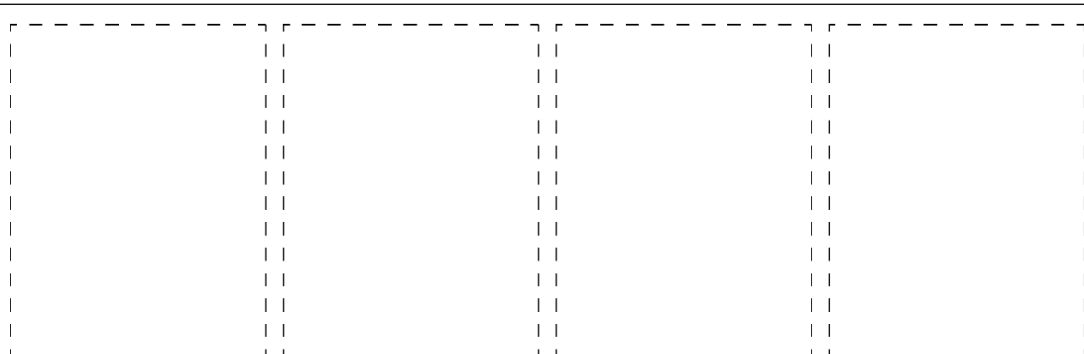
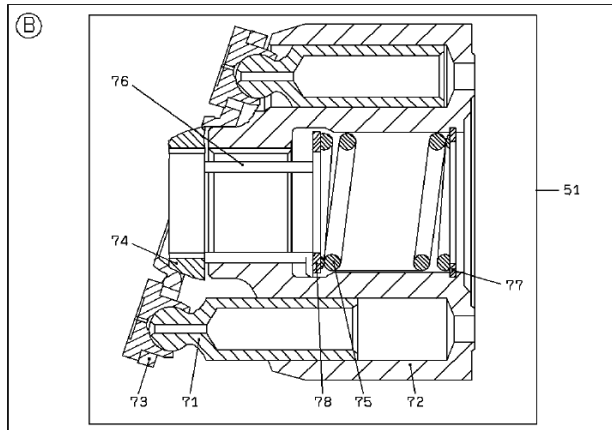
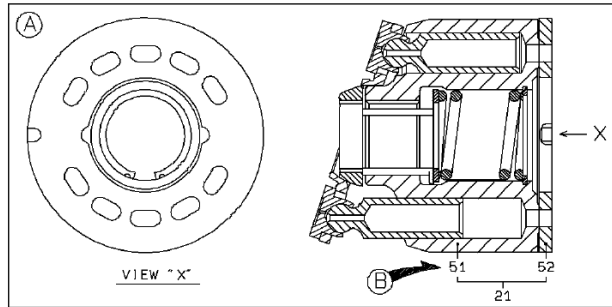
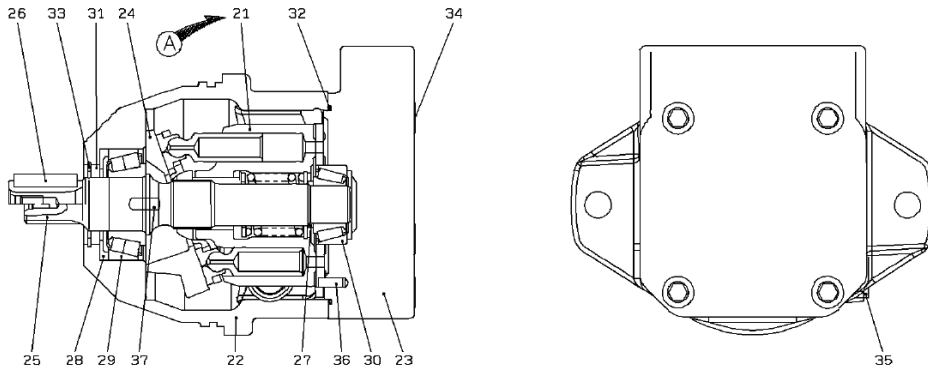


1-C

**PUMP (EMERGENCY)**

SYM-BOL	PART NUMBER	PART NAME	UNIT Q,TY	SERIAL (A) - (B)	REMARKS							
					N	P	D	(A)	(B)	(C)	(D)	REMARKS
000A	44090-60080	PUMP UNIT	1	1 -								
21A	38511-71400	VALVE ASSY	1	1 -				Y01				
22A	44484-70310	MOTOR,ELECTRIC	1	1 -					Y02			
23A	35039-70030	SWITCH,STARTER	1	1 -						Y03		
24A	44081-70540	PUMP ASSY	1	1 -							Y04	
25A	37904-70150	HOUSING ASSY	1	1 -								
41A	49327-74590	SEAL KIT	1	1 -				01				
42A	35039-70040	SWITCH,STARTER	1	1 -					02			
43A	33190-70610	CABLE	1	1 -					02			
44A	32215-70180	CAP,TERMINAL	2	1 -					02			
45A	49327-73490	SEAL KIT	1	1 -						03		
46A	31990-71980	GASKET	1	1 -							04	

# FAN MOTOR

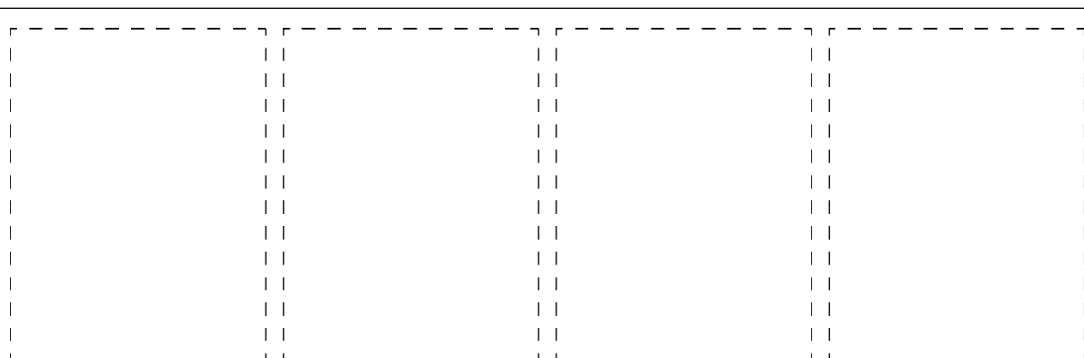
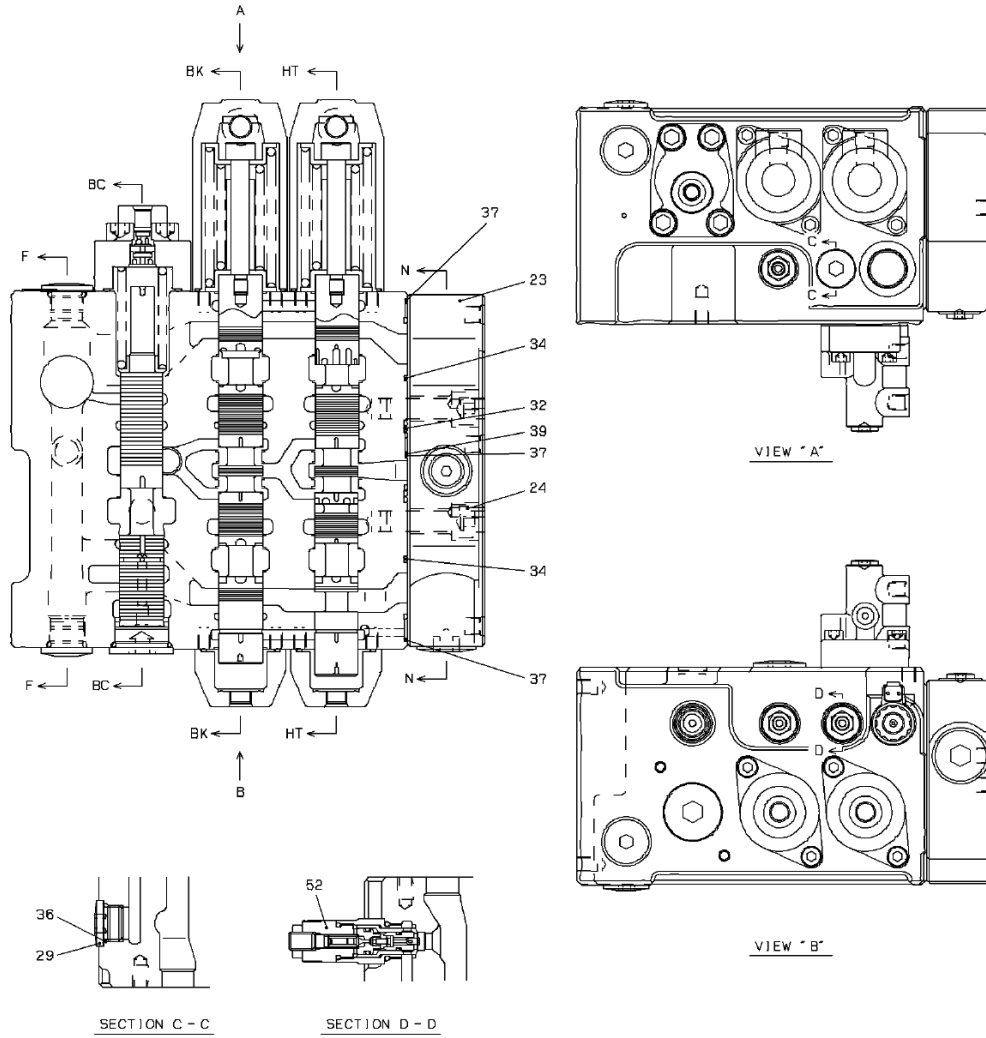


## FAN MOTOR

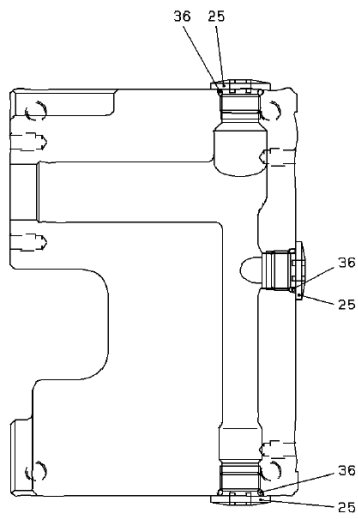
SYM-BOL	PART NUMBER	PART NAME	UNIT Q,TY	SERIAL (A) - (B)	REMARKS					REMARKS	
					N	P	D	(A)	(B)		(C)
000A	48976-61370	MOTOR,OIL	1	1 -							
21A	45720-70090	ROTARY ASSY	1	1 -				Y01			
22A	33100-71200	CASE	1	1 -							
23A	41645-70650	PLATE	1	1 -							
24A	41645-70660	PLATE	1	1 -							
25A	34528-70330	SHAFT,DRIVE	1	1 -							
26A	32113-70040	KEY,SUNK	1	1 -							
27A	34200-71720	SHIM	1	1 -							
28A	45315-70360	RING,STOP	1	1 -							
29A	42004-70840	BEARING,TAPER ROLLER	1	1 -							
30A	42004-70850	BEARING,TAPER ROLLER	1	1 -							
31A	47191-70230	RING,SEAL	1	1 -							
32A	47131-77970	RING,O	1	1 -							
33A	45323-70310	RING,RETAINER	1	1 -							
34A	35100-72410	SCREW	4	1 -							
35A	35100-72420	SCREW	1	1 -							
36A	40000-71850	PIN	1	1 -							
37A	40000-71860	PIN	2	1 -							
51A	45720-70100	ROTARY ASSY	1	1 -				01	Y02		
52A	41645-70670	PLATE	1	1 -				01			
71A	39966-70100	PISTON SET	9	1 -						02	
72A	34800-70480	CYLINDER	1	1 -						02	
73A	44950-70830	RETAINER	1	1 -						02	
74A	44950-70840	RETAINER	1	1 -						02	
75A	35600-78680	SPRING	1	1 -						02	
76A	40000-71870	PIN	3	1 -						02	
77A	47144-70070	RING,V	1	1 -						02	
78A	41645-70680	PLATE	1	1 -						02	

# CONTROL VALVE

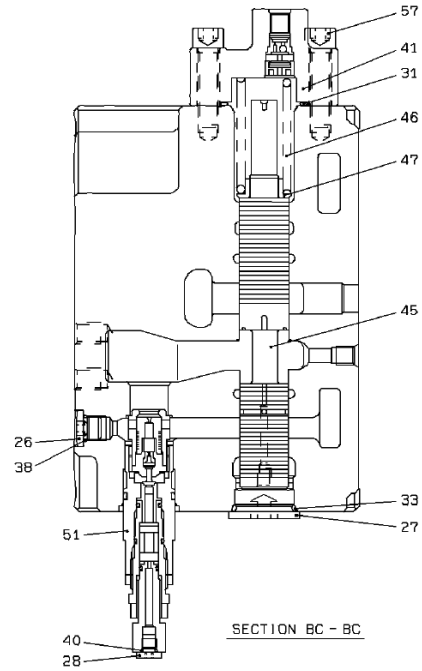
< NOT USED > ... JPN  
 < S/N 5001 - 5042 > ... USA  
 < S/N 9001 - 9002 > ... EU



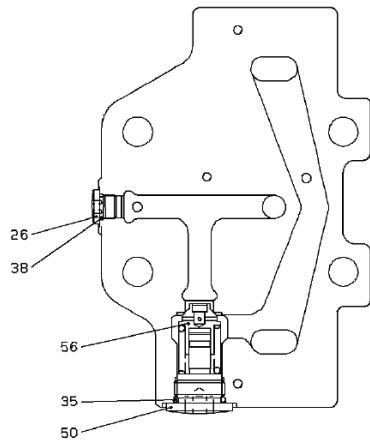
# CONTROL VALVE



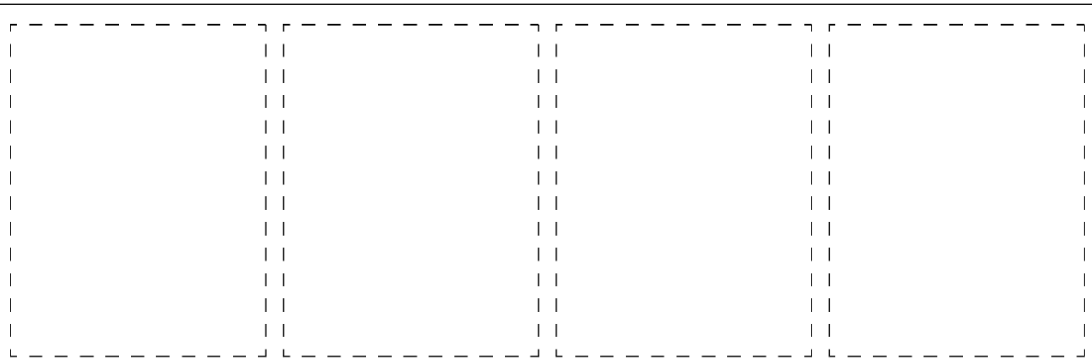
SECTION F - F



SECTION BC - BC

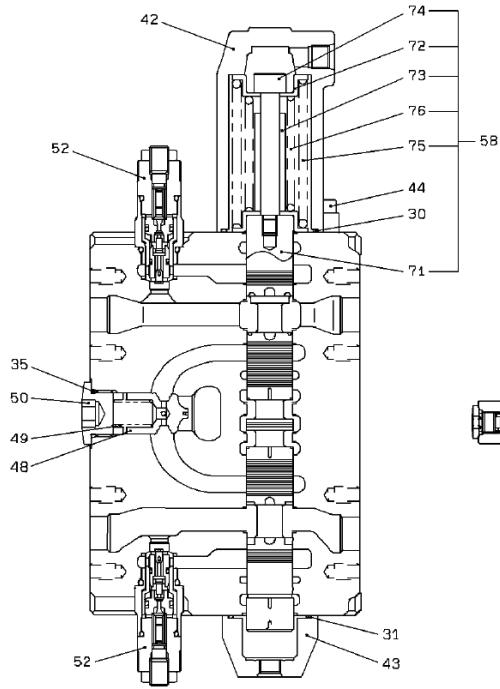


SECTION N - N

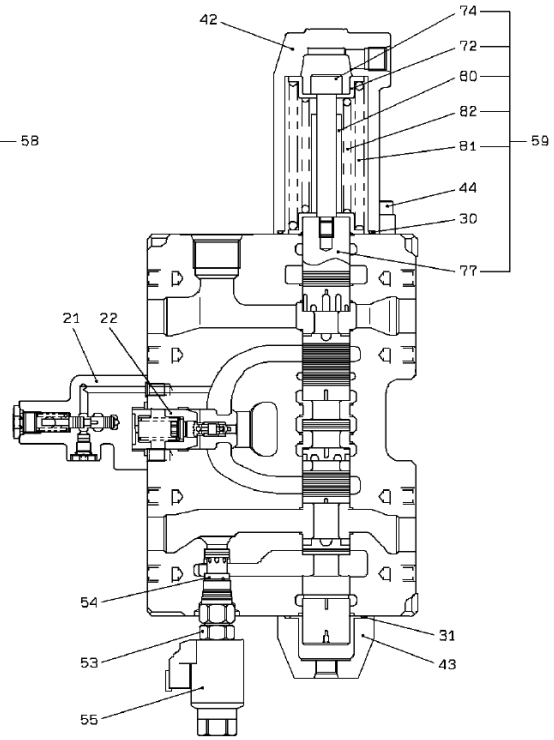


2-B

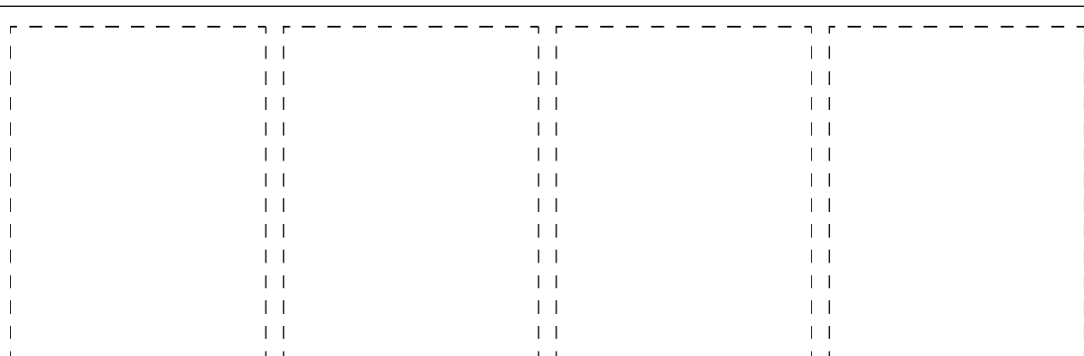
# CONTROL VALVE



SECTION BK - BK



SECTION HT - HT



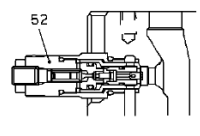
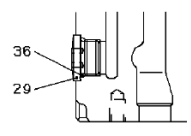
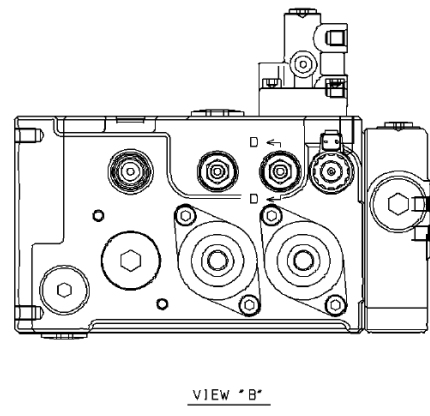
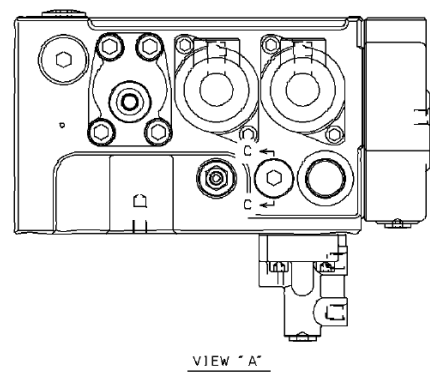
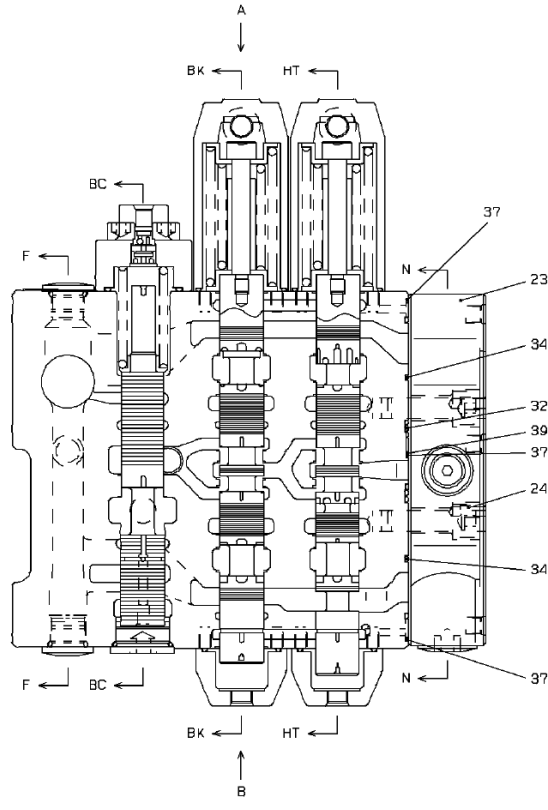
3-C

## CONTROL VALVE

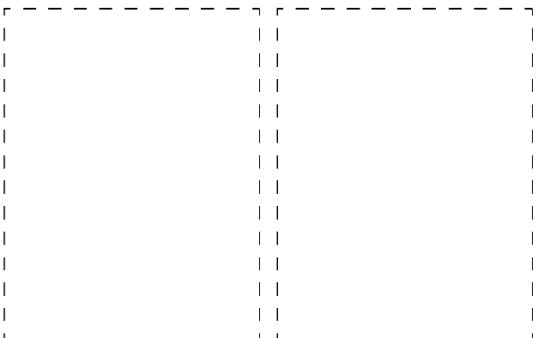
SYM-BOL	PART NUMBER	PART NAME	UNIT Q,TY	SERIAL (A) - (B)	REMARKS					REMARKS
					N	P	D	(A)	(B)	
000A	38532-62090	VALVE ASSY,MULTIPLE CON	1	1 - 130228						
21A	38510-71430	VALVE	1	1 - 130228						
22A	38510-71440	VALVE	1	1 - 130228						
23A	41410-70710	BLOCK	1	1 - 130228						
24A	43956-71940	BOLT,SOCKET	4	1 - 130228						
25A	41530-73560	PLUG	3	1 - 130228						
26A	41530-73570	PLUG	2	1 - 130228						
27A	41530-74830	PLUG	1	1 - 130228						
28A	41530-74610	PLUG	1	1 - 130228						
29A	41530-74160	PLUG	1	1 - 130228						
30A	65210-22065	RING,O	2	1 - 130228						
31A	65210-22055	RING,O	3	1 - 130228						
32A	65210-12050	RING,O	1	1 - 130228						
33A	65210-12040	RING,O	1	1 - 130228						
34A	65210-12038	RING,O	2	1 - 130228						
35A	65210-12029	RING,O	2	1 - 130228						
36A	65210-12024	RING,O	4	1 - 130228						
37A	65210-12015	RING,O	4	1 - 130228						
38A	65210-12014	RING,O	2	1 - 130228						
39A	65210-22025	RING,O	1	1 - 130228						
40A	65210-12008	RING,O	1	1 - 130228						
41A	31200-73770	COVER	1	1 - 130228						
42A	31200-72570	COVER	2	1 - 130228						
43A	31200-71040	COVER	2	1 - 130228						
44A	43956-71660	BOLT,SOCKET	8	1 - 130228						
45A	35570-72380	SPOOL	1	1 - 130228						
46A	35600-79330	SPRING	1	1 - 130228						
47A	44955-70440	RETAINER,SPRING	1	1 - 130228						
48A	44074-70600	POPPET	1	1 - 130228						
49A	35600-71820	SPRING	1	1 - 130228						
50A	41530-74230	PLUG	2	1 - 130228						
51A	38565-72510	VALVE,RELIEF	1	1 - 130228						
52A	38565-72450	VALVE,RELIEF	3	1 - 130228						
53A	38553-70840	VALVE,SOLENOID	1	1 - 130228						
54A	38510-71390	VALVE	1	1 - 130228						
55A	35910-70390	SOLENOID	1	1 - 130228						(33220-70120)
56A	38565-72370	VALVE,RELIEF	1	1 - 130228						
57A	43956-71950	BOLT,SOCKET	4	1 - 130228						
58A	35575-70520	SPOOL ASSY	1	1 - 130228			Y01			
59A	35575-70530	SPOOL ASSY	1	1 - 130228				Y02		
71A	35570-72350	SPOOL	1	1 - 130228			01			
72A	44955-70180	RETAINER,SPRING	2	1 - 130228			01	02		
73A	35440-70220	STOPPER	1	1 - 130228			01			
74A	43900-71280	BOLT	1	1 - 130228			01	02		
75A	35600-73340	SPRING	1	1 - 130228			01			
76A	35600-71810	SPRING	1	1 - 130228			01			
77A	35570-72360	SPOOL	1	1 - 130228				02		
80A	35440-70210	STOPPER	1	1 - 130228				02		
81A	35600-71790	SPRING	1	1 - 130228				02		
82A	35600-71800	SPRING	1	1 - 130228				02		

# CONTROL VALVE

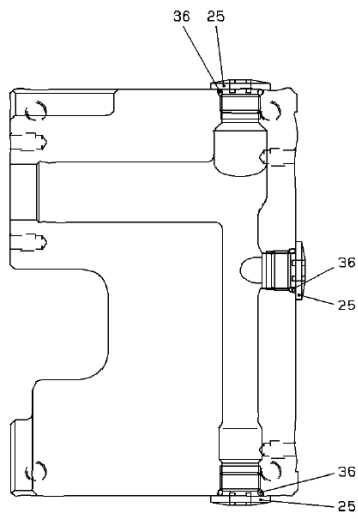
< S/N 0101 - > ... JPN  
 < S/N 5043 - > ... USA  
 < S/N 9003 - > ... EU



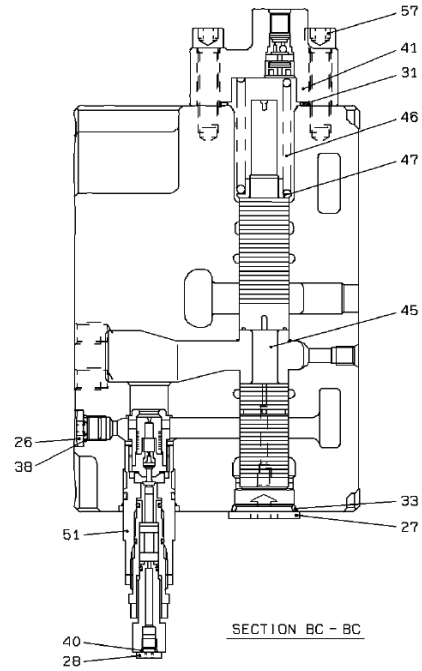
INDICATED S/No. (PART LIST)	JPN SPEC.	USA SPEC.	EU SPEC.
140116 -	0109 -	5151 -	9021 -



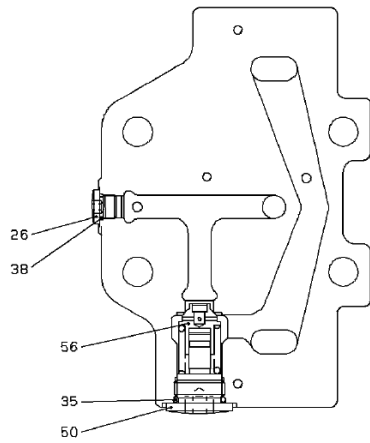
# CONTROL VALVE



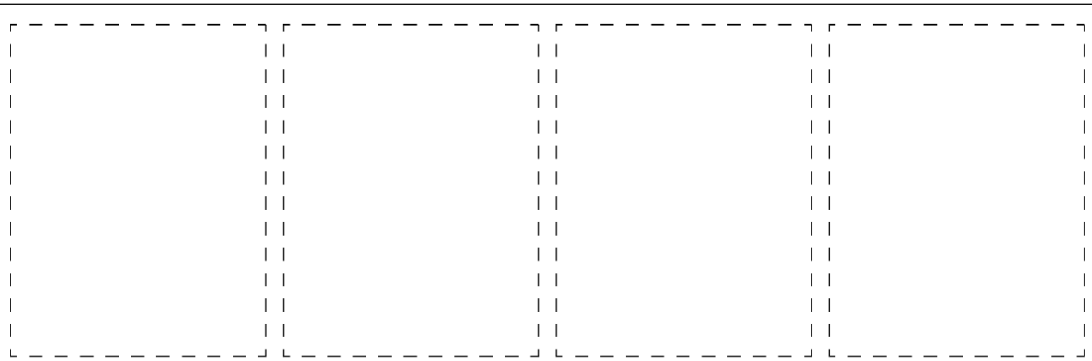
SECTION F - F



SECTION BC - BC

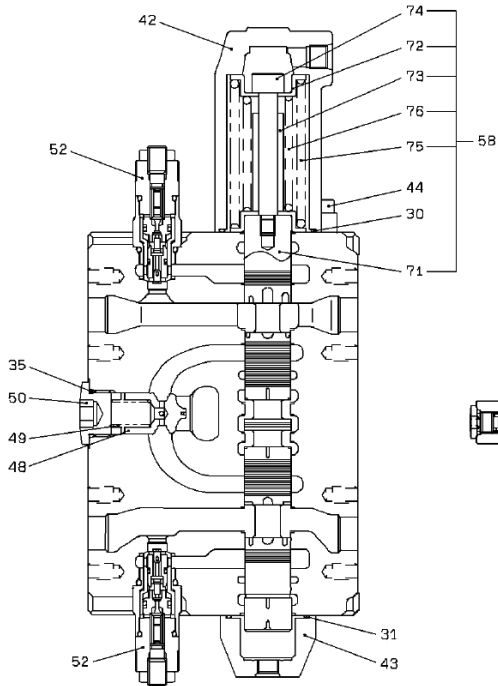


SECTION N - N

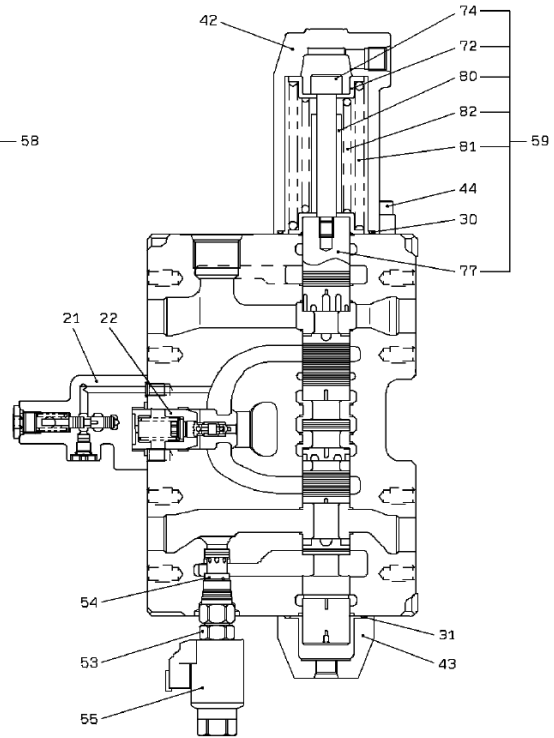


2-B

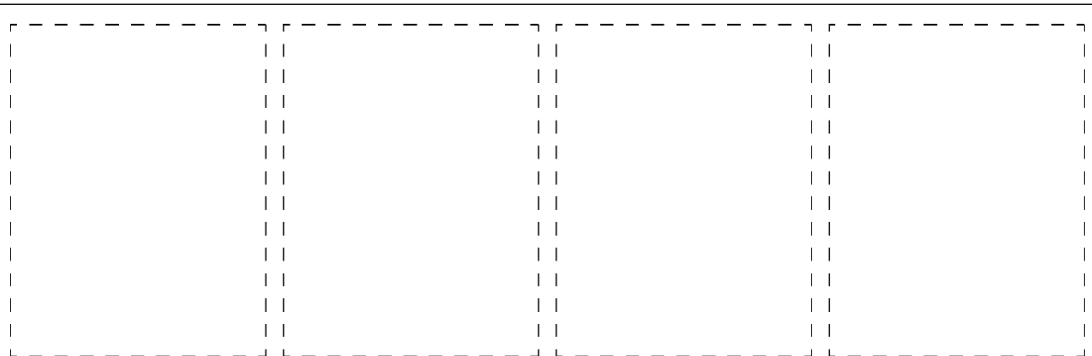
# CONTROL VALVE



SECTION BK - BK



SECTION HT - HT

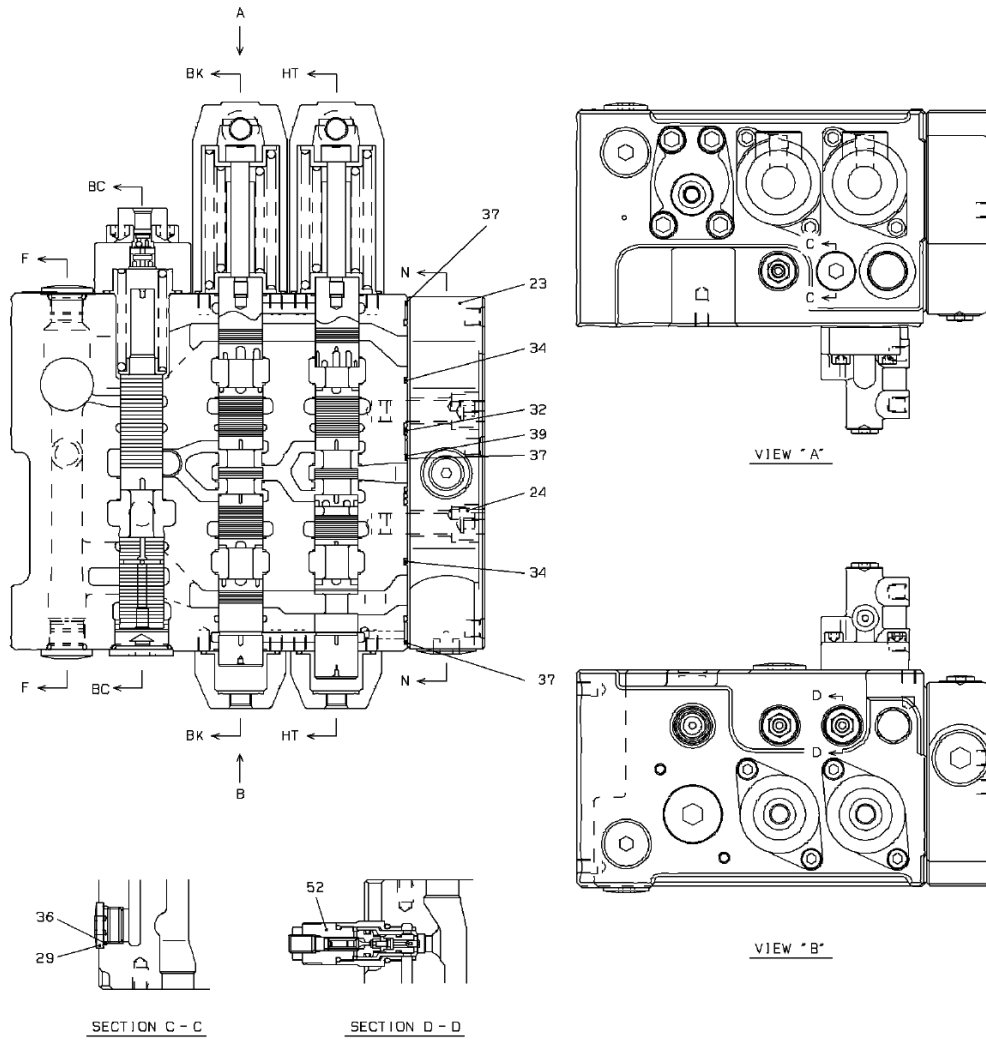


3-C

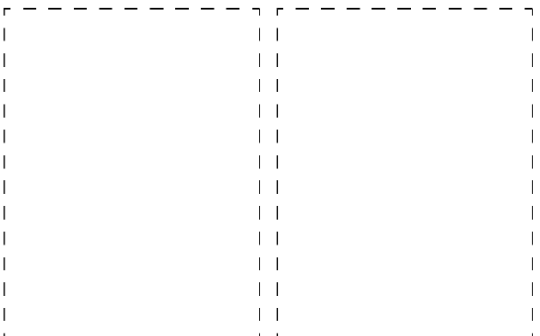
CONTROL VALVE

SYM-BOL	PART NUMBER	PART NAME	UNIT Q,TY	SERIAL		REMARKS							
				(A)	(B)	N	P	D	(A)	(B)	(C)	(D)	REMARKS
000A	38532-62200	VALVE ASSY,MULTIPLE CON	1	130301	-	140115							
000B	38532-62270	VALVE ASSY,MULTIPLE CON	1	140116	-		C						
21A	38510-71430	VALVE	1	130301	-								
22A	38510-71440	VALVE	1	130301	-								
23A	41410-70710	BLOCK	1	130301	-								
24A	43956-71940	BOLT,SOCKET	4	130301	-								
25A	41530-73560	PLUG	3	130301	-								
26A	41530-73570	PLUG	2	130301	-								
27A	41530-74830	PLUG	1	130301	-								
28A	41530-74610	PLUG	1	130301	-								
29A	41530-74160	PLUG	1	130301	-								
30A	65210-22065	RING,O	2	130301	-								
31A	65210-22055	RING,O	3	130301	-								
32A	65210-12050	RING,O	1	130301	-								
33A	65210-12040	RING,O	1	130301	-								
34A	65210-12038	RING,O	2	130301	-								
35A	65210-12029	RING,O	2	130301	-								
36A	65210-12024	RING,O	4	130301	-								
37A	65210-12015	RING,O	4	130301	-								
38A	65210-12014	RING,O	2	130301	-								
39A	65210-22025	RING,O	1	130301	-								
40A	65210-12008	RING,O	1	130301	-								
41A	31200-73770	COVER	1	130301	-								
42A	31200-72570	COVER	2	130301	-								
43A	31200-71040	COVER	2	130301	-								
44A	43956-71660	BOLT,SOCKET	8	130301	-								
45A	35570-72380	SPOOL	1	130301	-								
46A	35600-79330	SPRING	1	130301	-								
47A	44955-70440	RETAINER,SPRING	1	130301	-								
48A	44074-70600	POPPET	1	130301	-								
49A	35600-71820	SPRING	1	130301	-								
50A	41530-74230	PLUG	2	130301	-								
51A	38565-72510	VALVE,RELIEF	1	130301	-	140115							
51B	38565-72560	VALVE,RELIEF	1	140116	-		B						
52A	38565-72450	VALVE,RELIEF	3	130301	-								
53A	38553-70840	VALVE,SOLENOID	1	130301	-								
54A	38510-71390	VALVE	1	130301	-								
55A	35910-70390	SOLENOID	1	130301	-								(33220-70120)
56A	38565-72370	VALVE,RELIEF	1	130301	-								
57A	43956-71950	BOLT,SOCKET	4	130301	-								
58A	35575-70620	SPOOL ASSY	1	130301	-				Y01				
59A	35575-70530	SPOOL ASSY	1	130301	-					Y02			
71A	35570-72480	SPOOL	1	130301	-					01			
72A	44955-70180	RETAINER,SPRING	2	130301	-					01	02		
73A	35440-70220	STOPPER	1	130301	-					01			
74A	43900-71280	BOLT	1	130301	-					01	02		
75A	35600-73340	SPRING	1	130301	-					01			
76A	35600-71810	SPRING	1	130301	-					01			
77A	35570-72360	SPOOL	1	130301	-						02		
80A	35440-70210	STOPPER	1	130301	-						02		
81A	35600-71790	SPRING	1	130301	-						02		
82A	35600-71800	SPRING	1	130301	-						02		

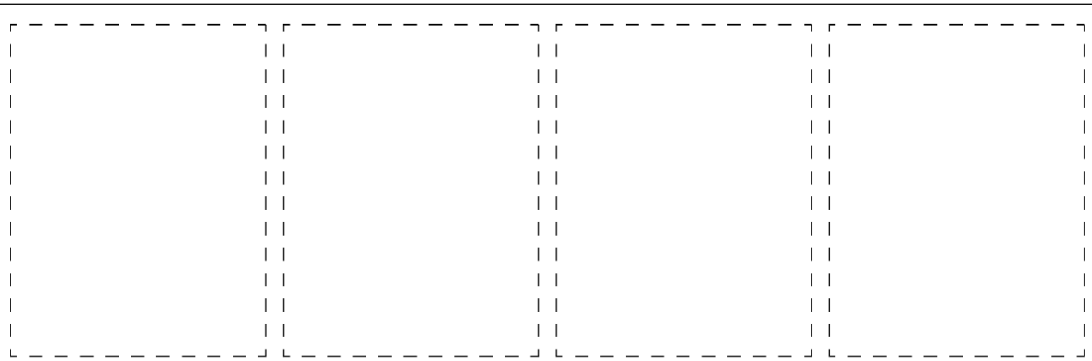
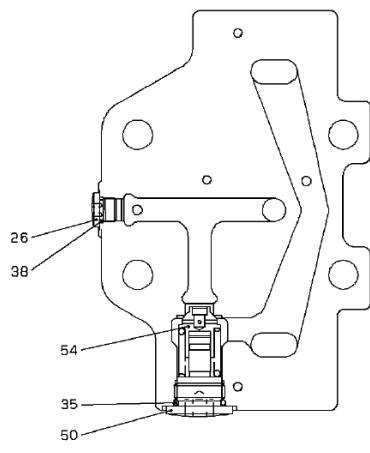
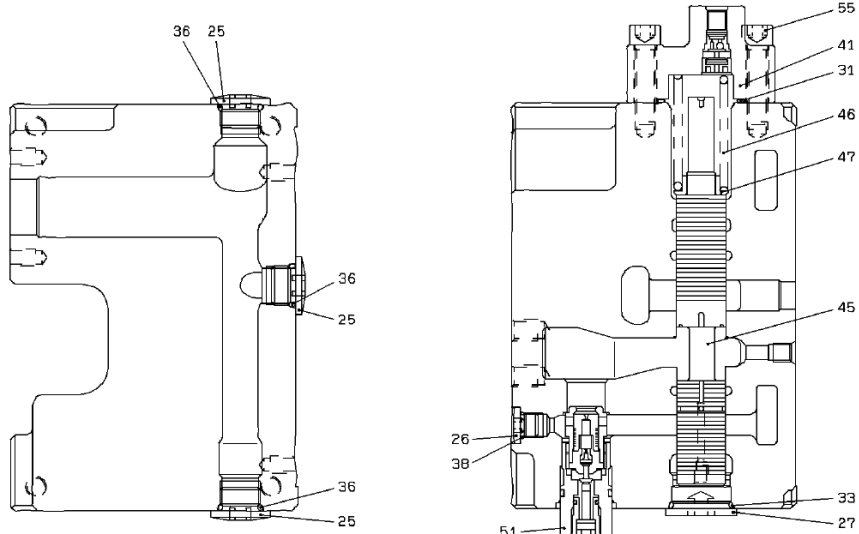
# CONTROL VALVE (WITHOUT RIDECONTROL MAGNET VALVE)



INDICATED S/No. (PART LIST)	JPN SPEC.	USA SPEC.	EU SPEC.
140116 -	0109 -	NOT USED	NOT USED

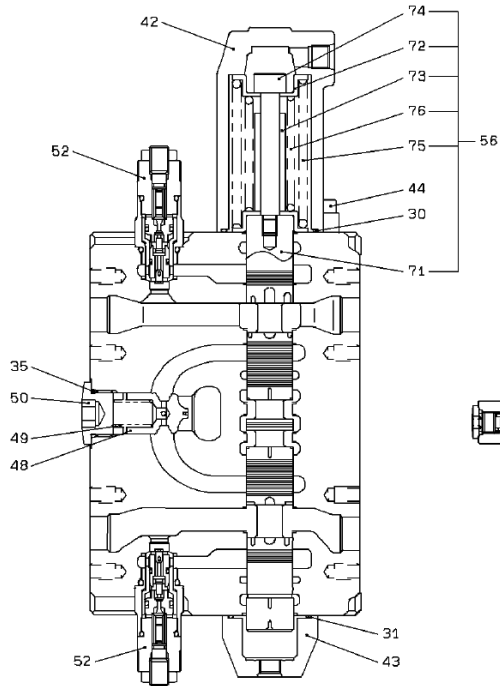


# CONTROL VALVE (WITHOUT RIDECONTROL MAGNET VALVE)

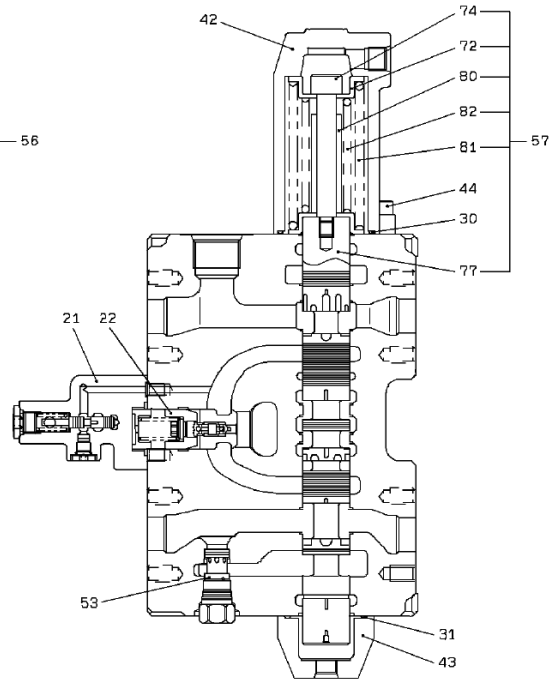


2-B

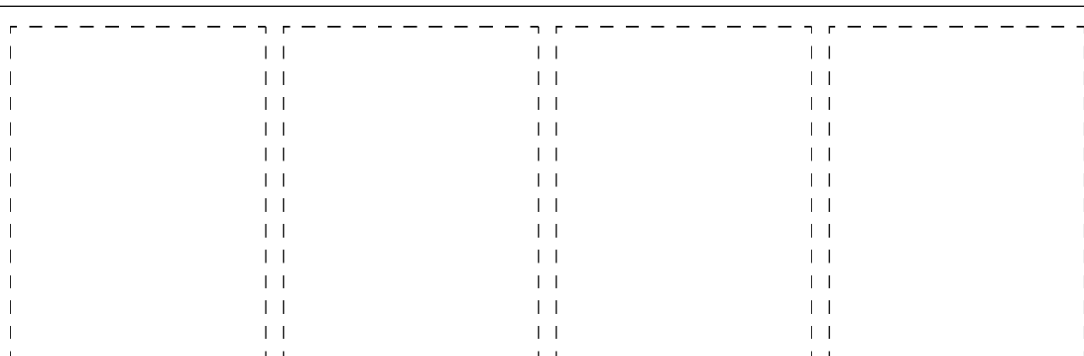
# CONTROL VALVE (WITHOUT RIDECONTROL MAGNET VALVE)



SECTION BK - BK



SECTION HT - HT

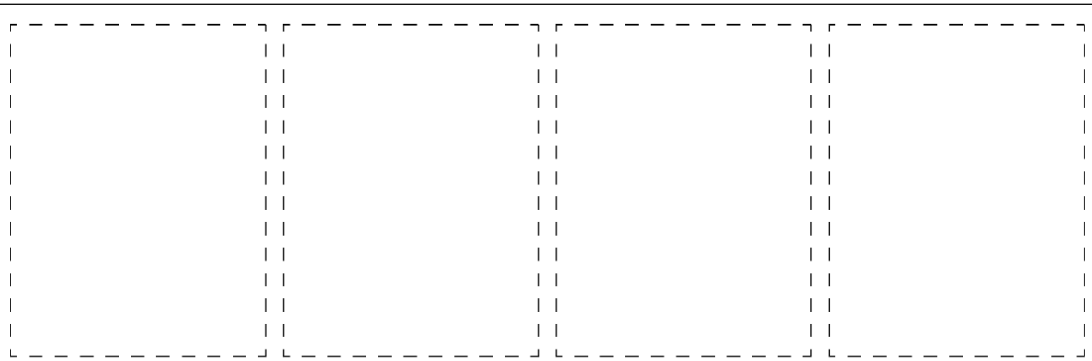
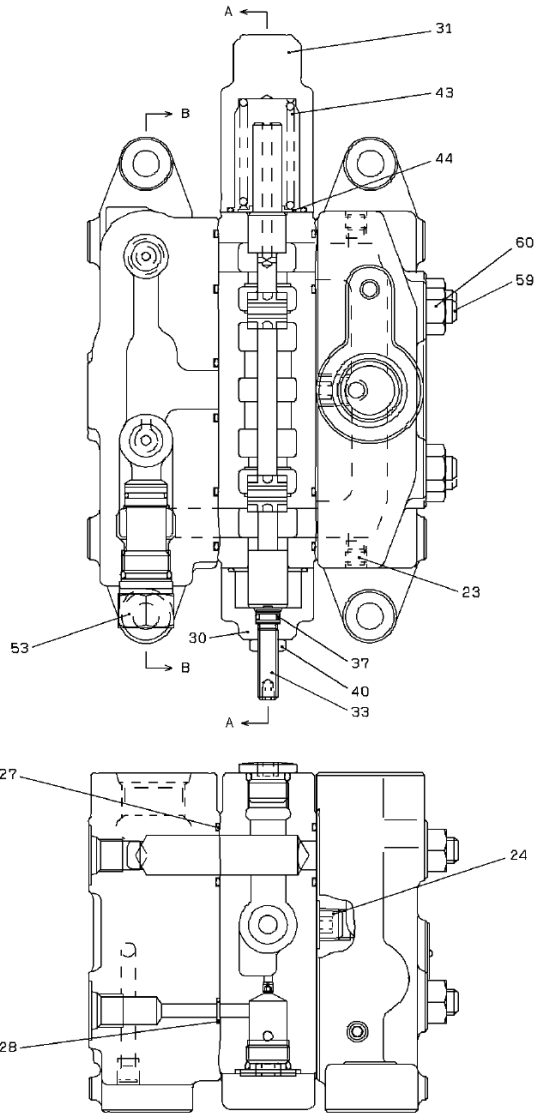


3-C

## CONTROL VALVE (WITHOUT RIDECONTROL MAGNET VALVE)

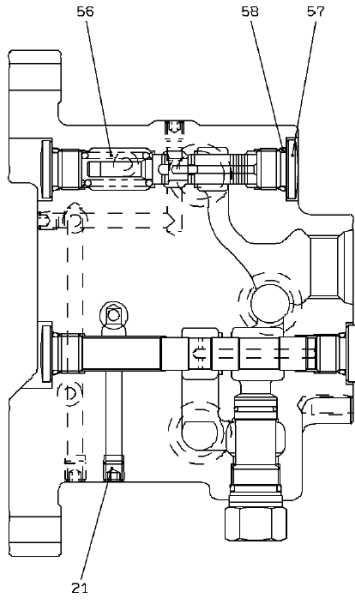
SYM-BOL	PART NUMBER	PART NAME	UNIT Q,TY	SERIAL		REMARKS								
				(A)	(B)	N	P	D	(A)	(B)	(C)	(D)	REMARKS	
000A	38532-62240	VALVE ASSY,MULTIPLE CON	1	1	-	140115								
000B	38532-62290	VALVE ASSY,MULTIPLE CON	1	140116	-		C							
21A	38510-71430	VALVE	1	1	-									
22A	38510-71440	VALVE	1	1	-									
23A	41410-70710	BLOCK	1	1	-									
24A	43956-71940	BOLT,SOCKET	4	1	-									
25A	41530-73560	PLUG	3	1	-									
26A	41530-73570	PLUG	2	1	-									
27A	41530-74830	PLUG	1	1	-									
28A	41530-74610	PLUG	1	1	-									
29A	41530-74160	PLUG	1	1	-									
30A	65210-22065	RING,O	2	1	-									
31A	65210-22055	RING,O	3	1	-									
32A	65210-12050	RING,O	1	1	-									
33A	65210-12040	RING,O	1	1	-									
34A	65210-12038	RING,O	2	1	-									
35A	65210-12029	RING,O	2	1	-									
36A	65210-12024	RING,O	4	1	-									
37A	65210-12015	RING,O	4	1	-									
38A	65210-12014	RING,O	2	1	-									
39A	65210-22025	RING,O	1	1	-									
40A	65210-12008	RING,O	1	1	-									
41A	31200-73770	COVER	1	1	-									
42A	31200-72570	COVER	2	1	-									
43A	31200-71040	COVER	2	1	-									
44A	43956-71660	BOLT,SOCKET	8	1	-									
45A	35570-72380	SPOOL	1	1	-									
46A	35600-79330	SPRING	1	1	-									
47A	44955-70440	RETAINER,SPRING	1	1	-									
48A	44074-70600	POPPET	1	1	-									
49A	35600-71820	SPRING	1	1	-									
50A	41530-74230	PLUG	2	1	-									
51A	38565-72510	VALVE,RELIEF	1	1	-	140115								
51B	38565-72560	VALVE,RELIEF	1	140116	-		B							
52A	38565-72450	VALVE,RELIEF	3	1	-									
53A	41530-76210	PLUG	1	1	-									
54A	38565-72370	VALVE,RELIEF	1	1	-									
55A	43956-71950	BOLT,SOCKET	4	1	-									
56A	35575-70620	SPOOL ASSY	1	1	-					Y01				
57A	35575-70530	SPOOL ASSY	1	1	-						Y02			
71A	35570-72480	SPOOL	1	1	-					01				
72A	44955-70180	RETAINER,SPRING	2	1	-					01	02			
73A	35440-70220	STOPPER	1	1	-					01				
74A	43900-71280	BOLT	1	1	-					01	02			
75A	35600-73340	SPRING	1	1	-					01				
76A	35600-71810	SPRING	1	1	-					01				
77A	35570-72360	SPOOL	1	1	-						02			
80A	35440-70210	STOPPER	1	1	-						02			
81A	35600-71790	SPRING	1	1	-						02			
82A	35600-71800	SPRING	1	1	-						02			

# VALVE(CONTROL)

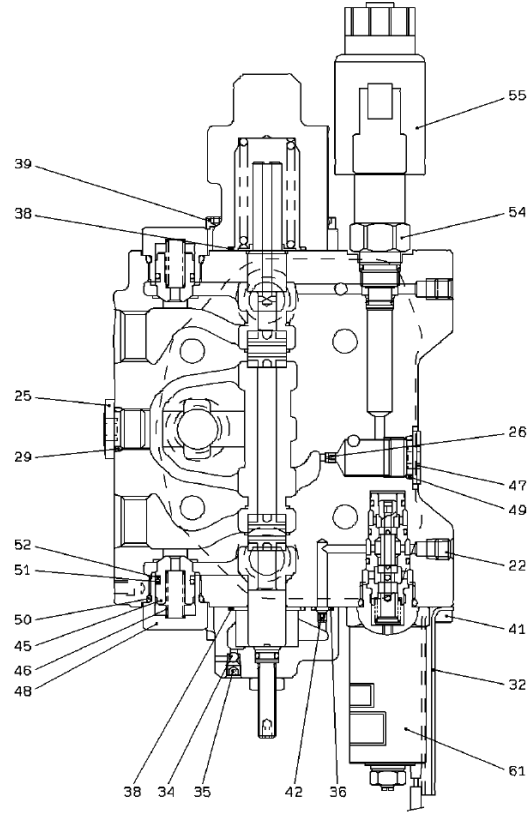


1-B

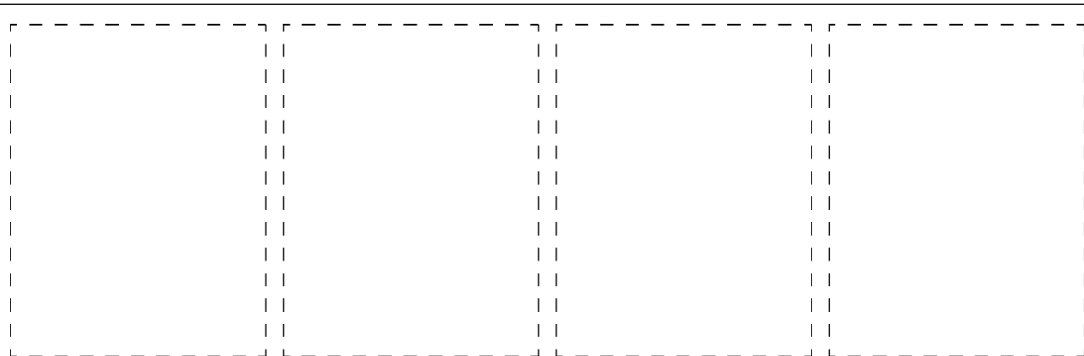
# VALVE(CONTROL)



SECTION B - B



SECTION A - A



2-B

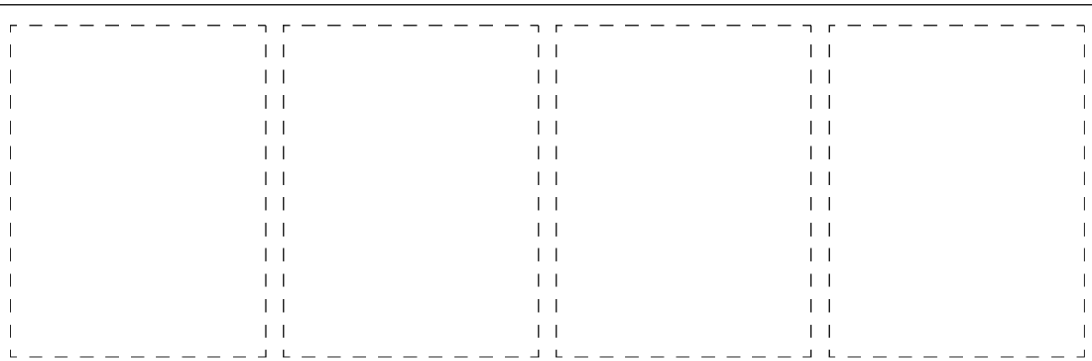
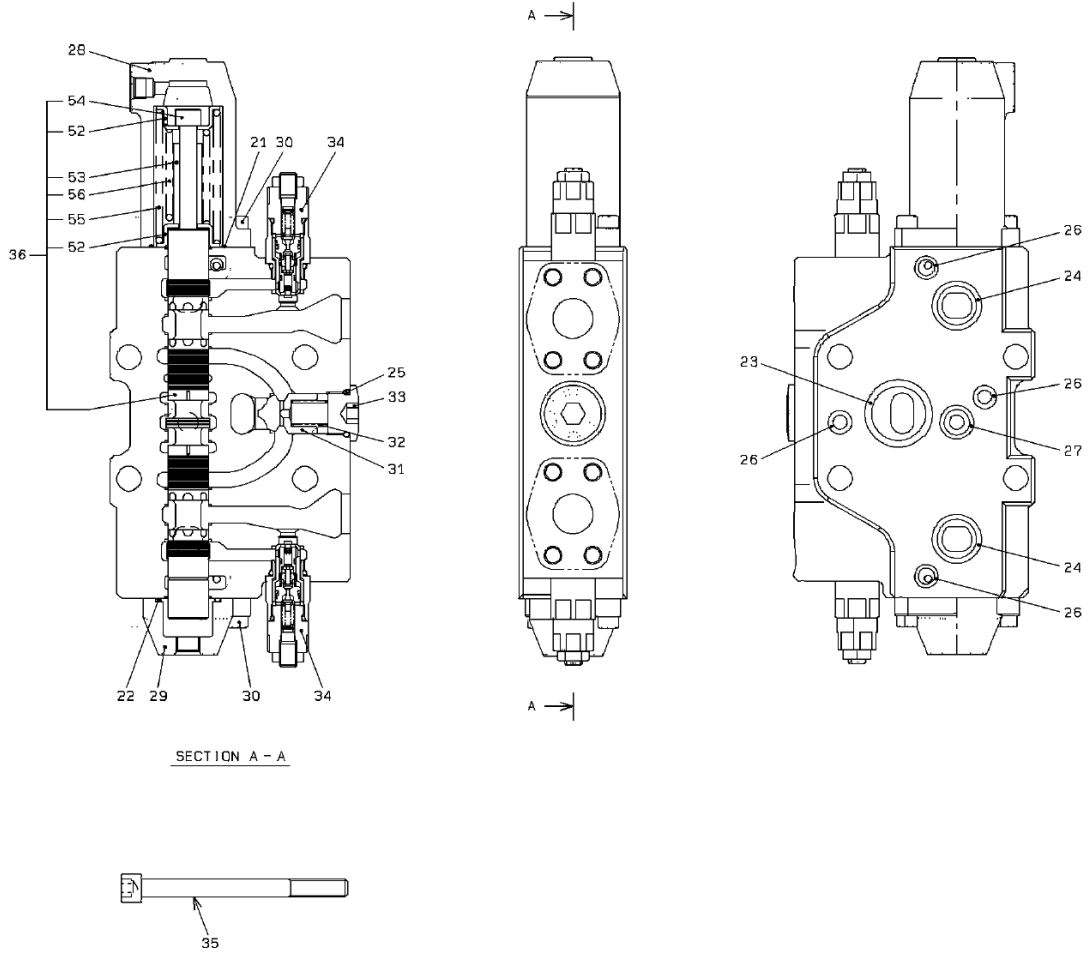
## VALVE(CONTROL)

SYM-BOL	PART NUMBER	PART NAME	UNIT Q,TY	SERIAL		REMARKS							
				(A)	(B)	N	P	D	(A)	(B)	(C)	(D)	REMARKS
000A	38521-60680	VALVE ASSY,CONTROL	1	1	-								
21A	41530-71600	PLUG	4	1	-								
22A	41530-71600	PLUG	2	1	-								
23A	41530-71600	PLUG	3	1	-								
24A	41530-71250	PLUG	1	1	-								
25A	41530-73570	PLUG	1	1	-								
26A	31053-71060	ORIFICE	1	1	-								
27A	65210-12022	RING,O	6	1	-								
28A	65210-12007	RING,O	6	1	-								
29A	65210-12014	RING,O	1	1	-								
30A	31210-70440	COVER	1	1	-								
31A	31210-70450	COVER	1	1	-								
32A	31210-70460	COVER	1	1	-								
33A	35102-70280	SCREW,ADJUST	1	1	-								
34A	43751-70470	BALL	1	1	-								PORT 2,3
35A	35100-72870	SCREW	1	1	-								
36A	65210-12006	RING,O	1	1	-								
37A	65210-12007	RING,O	1	1	-								
38A	47131-75700	RING,O	2	1	-								
39A	61101-05016	BOLT,SOCKET	8	1	-								
40A	62401-81081	NUT	1	1	-								
41A	43956-71930	BOLT,SOCKET	2	1	-								
42A	31053-71070	ORIFICE	1	1	-								
43A	35600-79290	SPRING	1	1	-								
44A	33930-71200	SEAT,SPRING	1	1	-								
45A	44074-70700	POPPET	2	1	-								
46A	35600-79300	SPRING	2	1	-								
47A	41530-76140	PLUG	1	1	-								
48A	41530-76150	PLUG	2	1	-								
49A	65210-12014	RING,O	1	1	-								
50A	65210-12020	RING,O	1	1	-								
51A	47131-78950	RING,O	1	1	-								
52A	47194-72270	RING,BACK-UP	1	1	-								
53A	41530-76160	PLUG	1	1	-								
54A	38565-72520	VALVE,RELIEF	1	1	-								
55A	35910-70390	SOLENOID	1	1	-								(33220-70120)
56A	35600-79310	SPRING	1	1	-								
57A	41530-73570	PLUG	4	1	-								
58A	65210-12014	RING,O	4	1	-								
59A	43900-74970	BOLT	4	1	-								
60A	62401-81101	NUT	4	1	-								
61A	38553-70870	VALVE,SOLENOID	1	1	-								

---

MEMO

# CONTROL VALVE (FOR 3-WAY PIPING)/ADD-ON

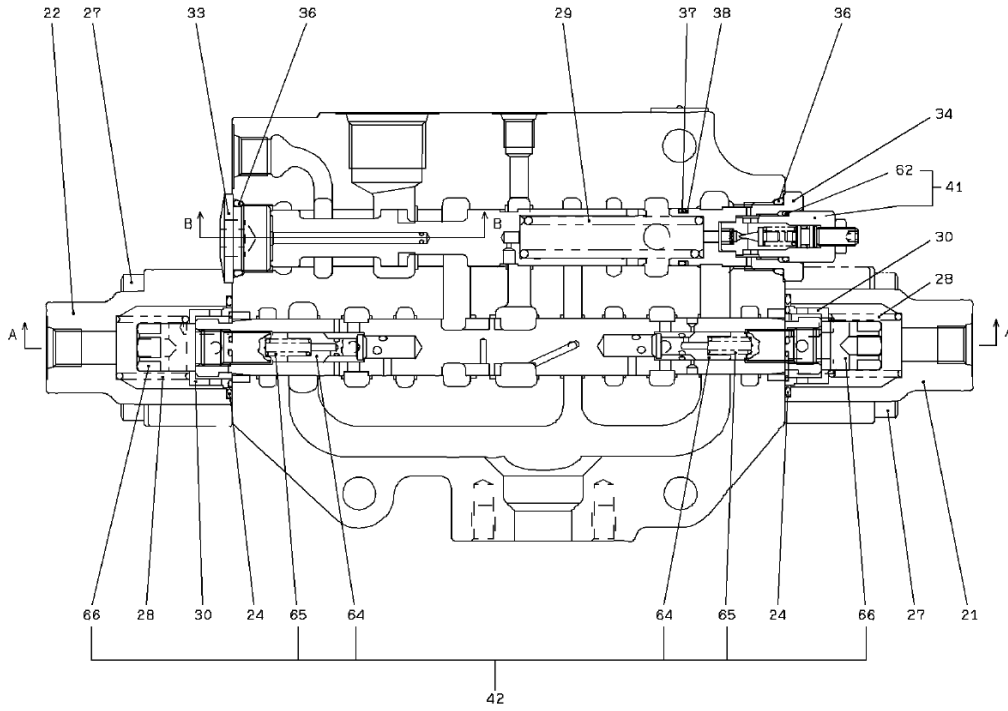


1-B

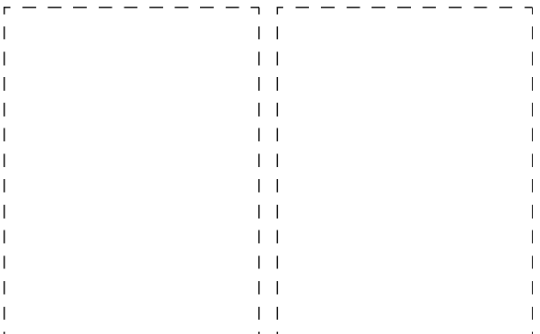
## CONTROL VALVE (FOR 3-WAY PIPING)/ADD-ON

SYM-BOL	PART NUMBER	PART NAME	UNIT Q, TY	SERIAL (A) - (B)	REMARKS							
					N	P	D	(A)	(B)	(C)	(D)	REMARKS
000A	38521-60720	VALVE ASSY,CONTROL	1	1 -								
21A	65210-22065	RING,O	1	1 -								
22A	65210-22055	RING,O	1	1 -								
23A	65210-12050	RING,O	1	1 -								
24A	65210-12038	RING,O	2	1 -								
25A	65210-12029	RING,O	1	1 -								
26A	65210-12015	RING,O	4	1 -								
27A	65210-22025	RING,O	1	1 -								
28A	31200-72570	COVER	1	1 -								
29A	31200-71040	COVER	1	1 -								
30A	43956-71660	BOLT,SOCKET	4	1 -								
31A	44074-70600	POPPET	1	1 -								
32A	35600-71820	SPRING	1	1 -								
33A	41530-74230	PLUG	1	1 -								
34A	38565-72450	VALVE,RELIEF	2	1 -								
35A	43956-71970	BOLT,SOCKET	4	1 -								
36A	35575-70590	SPOOL ASSY	1	1 -					Y01			
52A	44955-70180	RETAINER,SPRING	2	1 -					01			
53A	35440-70220	STOPPER	1	1 -					01			
54A	43900-71280	BOLT	1	1 -					01			
55A	35600-73340	SPRING	1	1 -					01			
56A	35600-71810	SPRING	1	1 -					01			

# STEERING VALVE

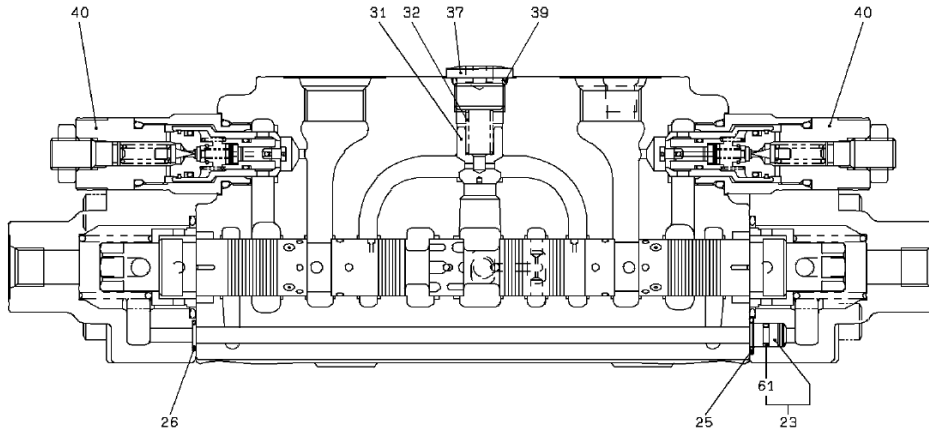


INDICATED S/No. (PART LIST)	JPN SPEC.	USA SPEC.	EU SPEC.
140216 -	0111 -	5151 -	9026 -

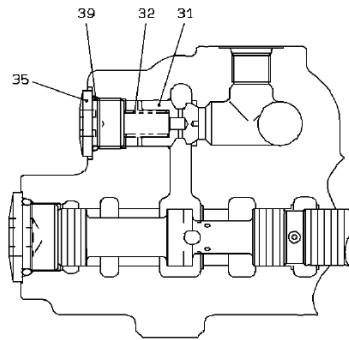


1-D


# STEERING VALVE



SECTION A - A



SECTION B - B



2-B

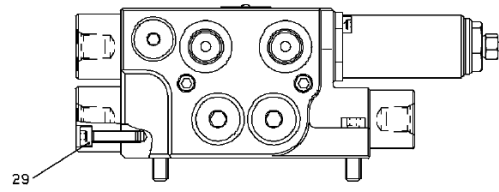
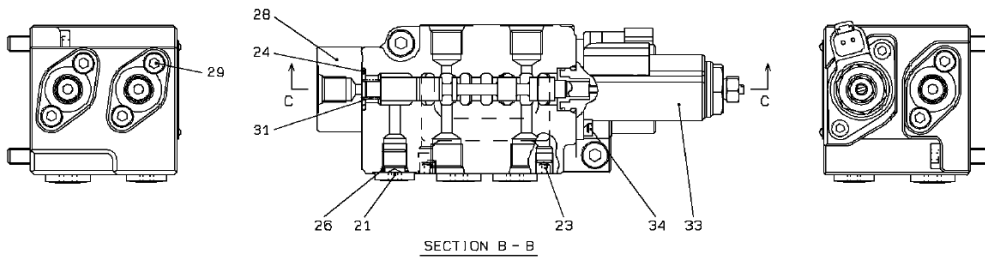
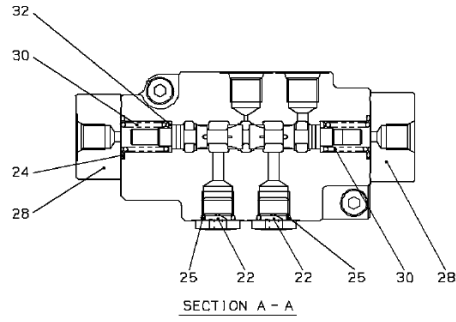
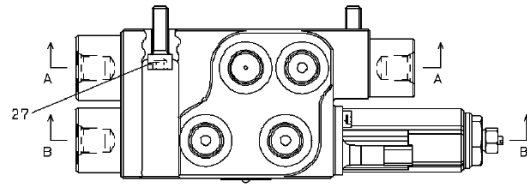
## STEERING VALVE

SYM-BOL	PART NUMBER	PART NAME	UNIT Q,TY	SERIAL		REMARKS												
				(A)	(B)	N	P	D	(A)	(B)	(C)	(D)	REMARKS					
000A	38523-61160	VALVE ASSY,STEERING	1	1	-	140215												
000B	38523-61250	VALVE ASSY,STEERING	1	140216	-		C											
21A	31200-72960	COVER	1	1	-													
22A	31200-72970	COVER	1	1	-													
23A	31053-71020	ORIFICE	1	1	-							Y01						
24A	65210-22040	RING,O	2	1	-													
25A	65210-12011	RING,O	2	1	-													
26A	65210-12010	RING,O	2	1	-													
27A	43956-71730	BOLT,SOCKET	4	1	-													
28A	35600-75730	SPRING	2	1	-													
29A	35600-75860	SPRING	1	1	-													
30A	33930-70750	SEAT,SPRING	2	1	-													
31A	41530-75700	PLUG	2	1	-													
32A	35600-78730	SPRING	2	1	-													
33A	41530-74530	PLUG	1	1	-													
34A	41530-75930	PLUG	1	1	-													
35A	41530-75550	PLUG	2	1	-													
36A	65210-12028	RING,O	2	1	-													
37A	65210-12021	RING,O	1	1	-													
38A	65240-21021	RING,BACK-UP	1	1	-													
39A	65210-12020	RING,O	2	1	-													
40A	38565-72430	VALVE,RELIEF	2	1	-													
41A	38565-71470	VALVE,RELIEF	1	1	-								Y02					
42A	35575-70490	SPOOL ASSY	1	1	-	140215								Y03				
42B	35575-70700	SPOOL ASSY	1	140216	-		B							Y03				
61A	65210-12007	RING,O	1	1	-							01						
62A	65210-12018	RING,O	1	1	-								02					
64A	44074-70440	POPPET	2	1	-									03				
65A	35600-75740	SPRING	2	1	-									03				
66A	41530-74310	PLUG	2	1	-									03				

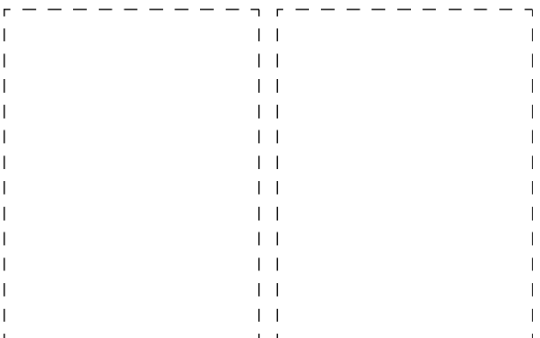
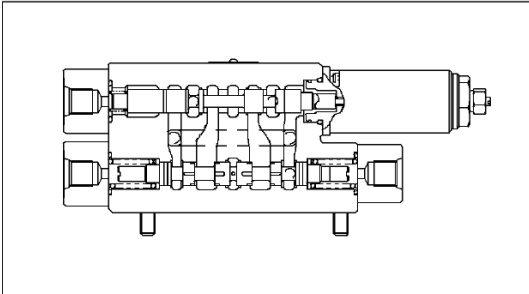
---

MEMO

# CONTROL VALVE (FOR STICK STEERING)



SECTION C - C



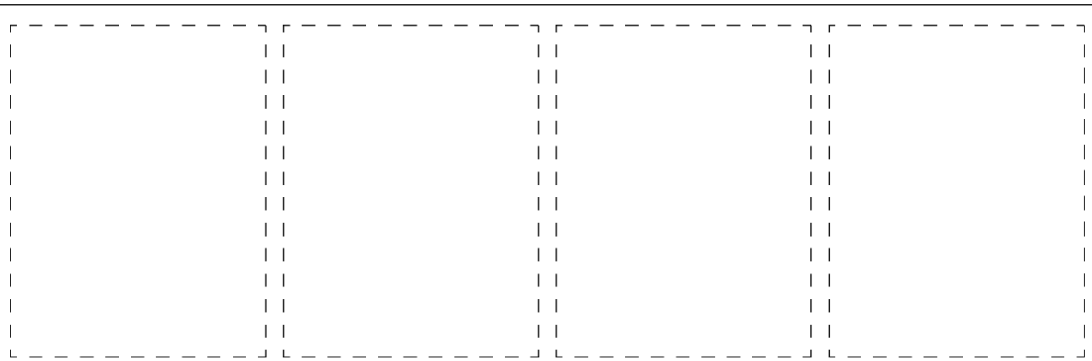
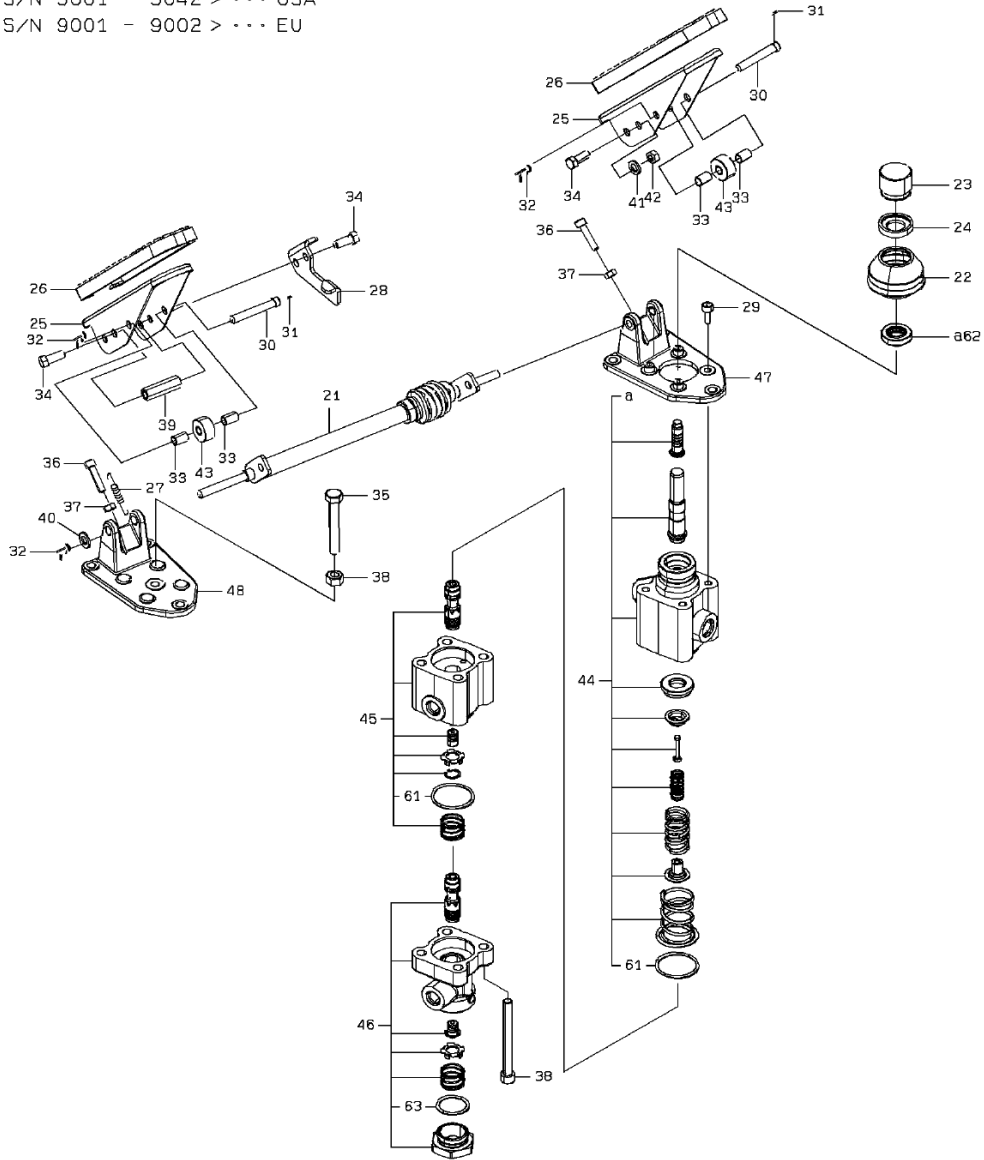
1-B

**CONTROL VALVE (FOR STICK STEERING)**

SYM-BOL	PART NUMBER	PART NAME	UNIT Q,TY	SERIAL (A) - (B)	REMARKS				REMARKS
					N	P	D	(A) (B) (C) (D)	
000A	38511-60460	VALVE ASSY	1	1 -					
21A	41530-72790	PLUG	1	1 -					
22A	41530-73570	PLUG	2	1 -					
23A	41530-71750	PLUG	2	1 -					
24A	65210-12018	RING,O	3	1 -					
25A	65210-12014	RING,O	2	1 -					
26A	65210-12011	RING,O	1	1 -					
27A	61103-08025	BOLT,SOCKET	2	1 -					
28A	31210-70430	COVER	3	1 -					
29A	61103-06025	BOLT,SOCKET	6	1 -					
30A	35600-79040	SPRING	2	1 -					
31A	35600-79050	SPRING	1	1 -					
32A	33930-71160	SEAT,SPRING	2	1 -					
33A	35910-70510	SOLENOID	1	1 -					
34A	61103-05012	BOLT,SOCKET	2	1 -					

# BRAKE VALVE

< NOT USED > ... JPN  
 < S/N 5001 - 5042 > ... USA  
 < S/N 9001 - 9002 > ... EU



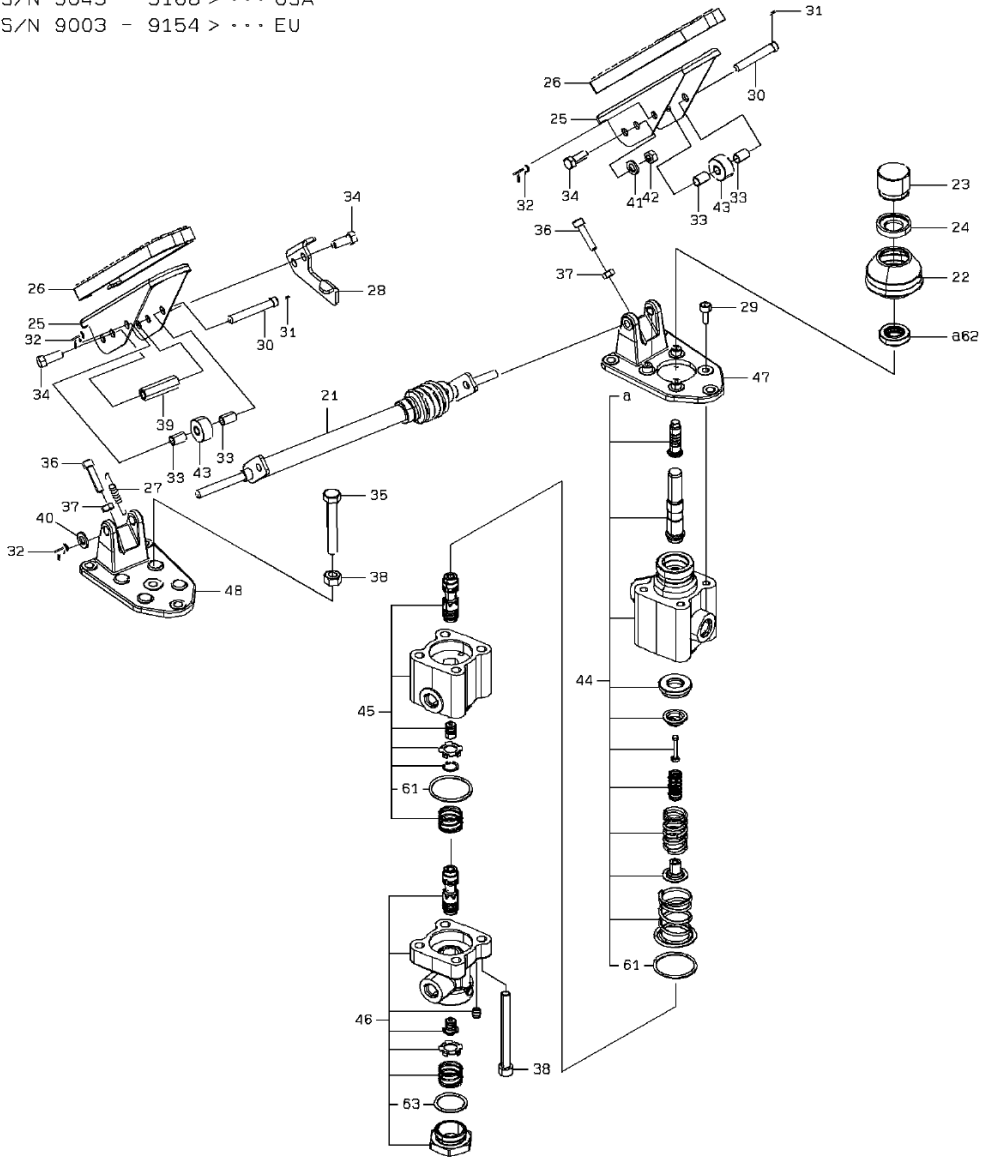
1-C

## BRAKE VALVE

SYM-BOL	PART NUMBER	PART NAME	UNIT Q,TY	SERIAL (A) - (B)	REMARKS					REMARKS
					N	P	D	(A)	(B)	
000A	38531-61100	VALVE ASSY,BRAKE	1	1 - 130215						
21A	45871-70610	ROD ASSY	1	1 - 130215						
22A	40790-70500	BOOT	1	1 - 130215						
23A	33920-70210	SEAT	1	1 - 130215						
24A	35440-70810	STOPPER	1	1 - 130215						
25A	43020-70090	PEDAL	2	1 - 130215						
26A	32223-70050	COVER,PEDAL	2	1 - 130215						
27A	35600-75260	SPRING	1	1 - 130215						
28A	41645-70750	PLATE	1	1 - 130215						
29A	43956-71620	BOLT,SOCKET	4	1 - 130215						
30A	40000-71310	PIN	2	1 - 130215						
31A	40000-71320	PIN	2	1 - 130215						
32A	40045-70130	PIN,SNAP	3	1 - 130215						
33A	31701-70850	COLLAR	4	1 - 130215						
34A	43900-74770	BOLT	3	1 - 130215						
35A	43900-74860	BOLT	1	1 - 130215						
36A	43900-74850	BOLT	2	1 - 130215						
37A	37600-72140	NUT	2	1 - 130215						
38A	37600-73070	NUT	1	1 - 130215						
39A	37600-73120	NUT	1	1 - 130215						
40A	46000-70560	WASHER	1	1 - 130215						
41A	46926-70310	WASHER,LOCK	1	1 - 130215						
42A	37600-73040	NUT	1	1 - 130215						
43A	45810-70020	ROLLER ASSY	2	1 - 130215						
44A	38511-71770	VALVE ASSY	1	1 - 130215			Y01			
45A	38511-71780	VALVE ASSY	1	1 - 130215				Y02		
46A	38511-71790	VALVE ASSY	1	1 - 130215					Y03	
47A	40910-70340	BRACKET ASSY	1	1 - 130215						
48A	40910-70240	BRACKET ASSY	1	1 - 130215						
61A	47131-78100	RING,O	1	1 - 130215			01	02		
62A	34042-71440	SEAL,OIL	1	1 - 130215			01			
63A	47131-79050	RING,O	1	1 - 130215					03	

# BRAKE VALVE

< S/N 0101 - 0184 > ... JPN  
< S/N 5043 - 5168 > ... USA  
< S/N 9003 - 9154 > ... EU

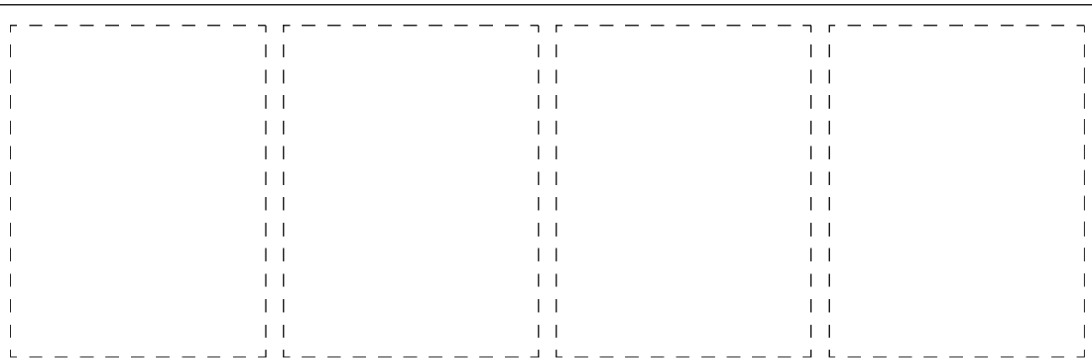
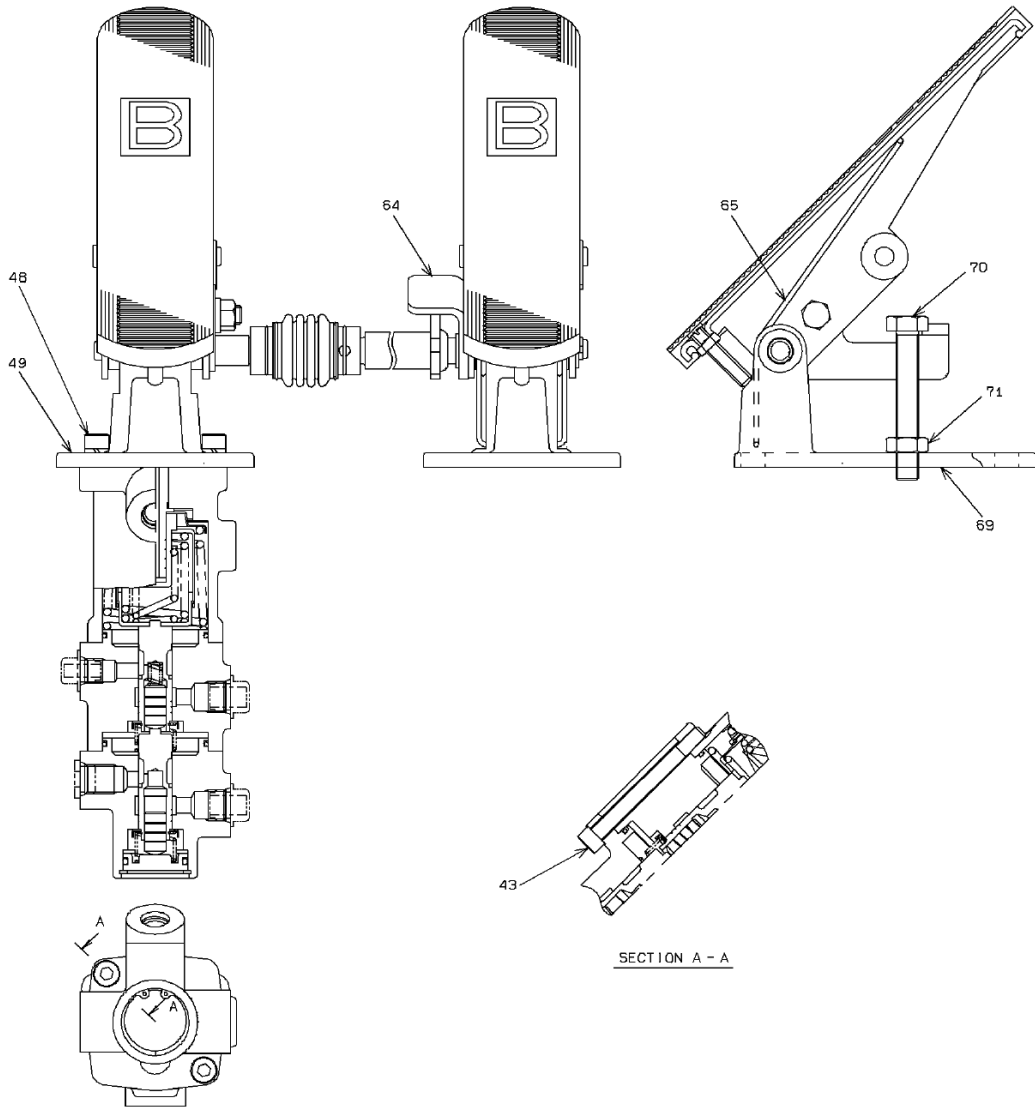


**BRAKE VALVE**

SYM-BOL	PART NUMBER	PART NAME	UNIT Q, TY	SERIAL		REMARKS							
				(A)	(B)	N	P	D	(A)	(B)	(C)	(D)	REMARKS
000A	38531-61150	VALVE ASSY,BRAKE	1	130216	-	151130							
21A	45871-70610	ROD ASSY	1	130216	-	151130							
22A	40790-70500	BOOT	1	130216	-	151130							
23A	33920-70210	SEAT	1	130216	-	151130							
24A	35440-70810	STOPPER	1	130216	-	151130							
25A	43020-70090	PEDAL	2	130216	-	151130							
26A	32223-70050	COVER,PEDAL	2	130216	-	151130							
27A	35600-75260	SPRING	1	130216	-	151130							
28A	41645-70750	PLATE	1	130216	-	151130							
29A	43956-71620	BOLT,SOCKET	4	130216	-	151130							
30A	40000-71310	PIN	2	130216	-	151130							
31A	40000-71320	PIN	2	130216	-	151130							
32A	40045-70130	PIN,SNAP	3	130216	-	151130							
33A	31701-70850	COLLAR	4	130216	-	151130							
34A	43900-74770	BOLT	3	130216	-	151130							
35A	43900-74860	BOLT	1	130216	-	151130							
36A	43900-74850	BOLT	2	130216	-	151130							
37A	37600-72140	NUT	2	130216	-	151130							
38A	37600-73070	NUT	1	130216	-	151130							
39A	37600-73120	NUT	1	130216	-	151130							
40A	46000-70560	WASHER	1	130216	-	151130							
41A	46926-70310	WASHER,LOCK	1	130216	-	151130							
42A	37600-73040	NUT	1	130216	-	151130							
43A	45810-70020	ROLLER ASSY	2	130216	-	151130							
44A	38511-71840	VALVE ASSY	1	130216	-	151130			Y01				
45A	38511-71850	VALVE ASSY	1	130216	-	151130				Y02			
46A	38511-71860	VALVE ASSY	1	130216	-	151130					Y03		
47A	40910-70340	BRACKET ASSY	1	130216	-	151130							
48A	40910-70240	BRACKET ASSY	1	130216	-	151130							
61A	47131-78100	RING,O	1	130216	-	151130			01	02			
62A	34042-71440	SEAL,OIL	1	130216	-	151130			01				
63A	47131-79050	RING,O	1	130216	-	151130					03		

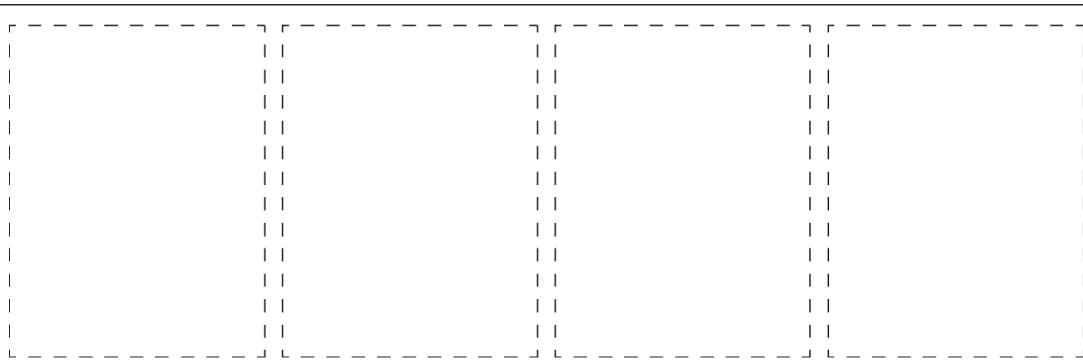
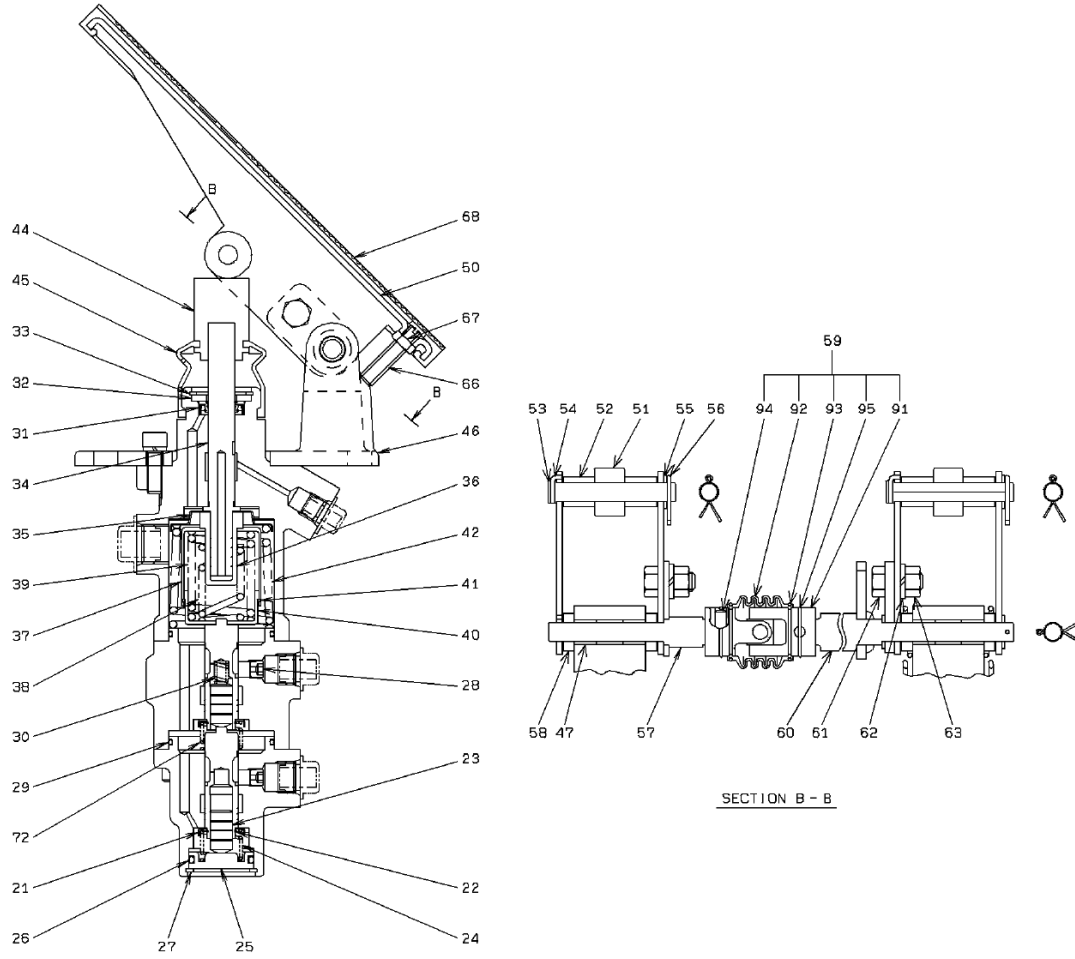
# BRAKE VALVE

< S/N 0185 - > ... JPN  
< S/N 5169 - > ... USA  
< S/N 9155 - > ... EU



1-A

# BRAKE VALVE



2-A

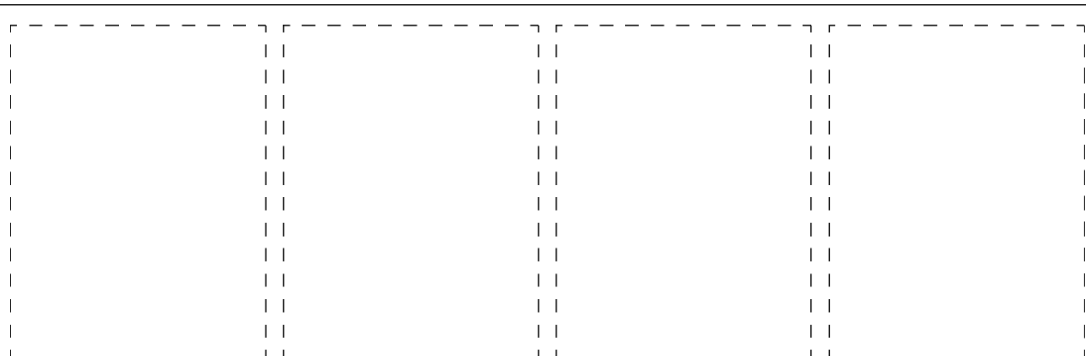
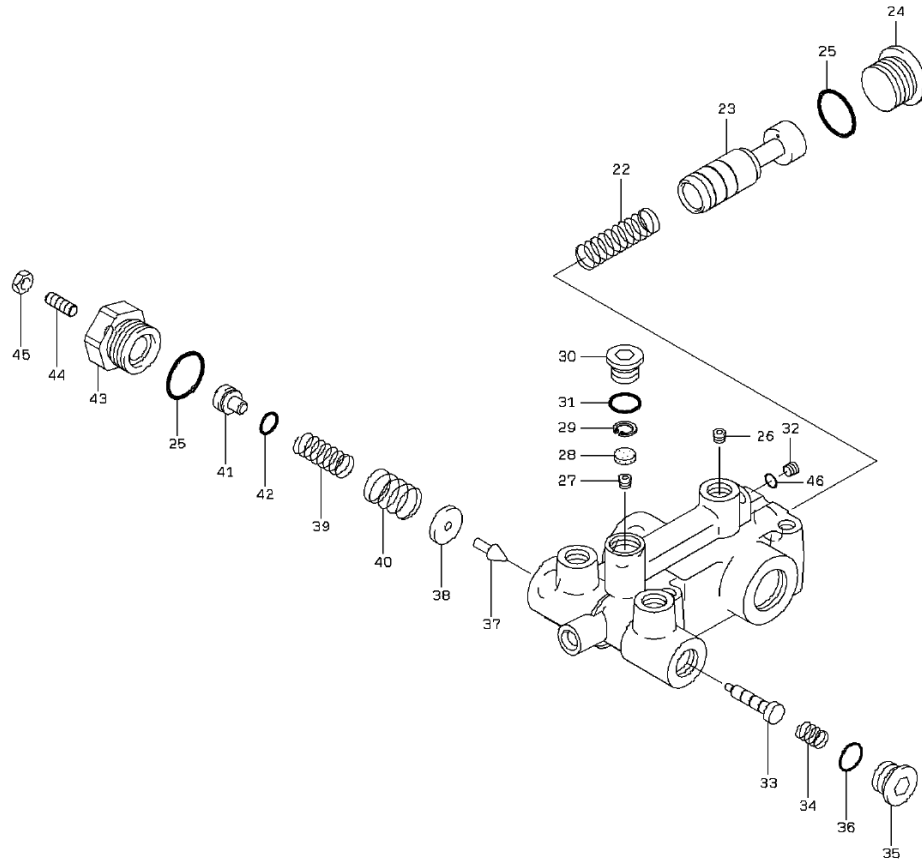
## BRAKE VALVE

SYM-BOL	PART NUMBER	PART NAME	UNIT Q,TY	SERIAL			REMARKS							
				(A)	-	(B)	N	P	D	(A)	(B)	(C)	(D)	REMARKS
000A	38531-61260	VALVE ASSY,BRAKE	1	151201	-									
21A	33930-70630	SEAT,SPRING	2	151201	-									
22A	45311-70860	RING,SNAP	2	151201	-									
23A	41585-70530	PLUNGER	2	151201	-									
24A	35600-78610	SPRING	1	151201	-									
25A	33930-71040	PLUG	1	151201	-									
26A	47131-77090	RING,O	1	151201	-									
27A	45311-71690	RING,SNAP	1	151201	-									
28A	31053-71140	ORIFICE	2	151201	-									
29A	47131-77440	RING,O	2	151201	-									
30A	35600-79670	SPRING	1	151201	-									
31A	34042-71640	SEAL,OIL	1	151201	-									
32A	41601-70040	PLATE	1	151201	-									
33A	45200-71710	RING	1	151201	-									
34A	35570-72580	SPOOL	1	151201	-									
35A	33930-71210	SEAT,SPRING	1	151201	-									
36A	35750-70780	SLEEVE	1	151201	-									
37A	33100-70600	CASE	1	151201	-									
38A	35600-79680	SPRING	1	151201	-									
39A	35600-79690	SPRING	1	151201	-									
40A	33100-70610	CASE	1	151201	-									
41A	45315-70290	RING,STOP	1	151201	-									
42A	35600-79570	SPRING	1	151201	-									
43A	43956-71390	BOLT,SOCKET	2	151201	-									
44A	33700-70070	SHEET	1	151201	-									
45A	40790-70710	BOOT	1	151201	-									
46A	40900-72980	BRACKET	1	151201	-									
47A	40840-72220	BUSHING	4	151201	-									
48A	43956-71380	BOLT,SOCKET	3	151201	-									
49A	46013-70610	WASHER,SPRING	3	151201	-									
50A	43020-70100	PEDAL	2	151201	-									
51A	45800-70110	ROLLER	2	151201	-									
52A	31701-70770	COLLAR	4	151201	-									
53A	40000-71730	PIN	2	151201	-									
54A	40000-71280	PIN	2	151201	-									
55A	46011-70620	WASHER,PLANE	4	151201	-									
56A	35700-72000	PIN,SPLIT	3	151201	-									
57A	34500-70900	SHAFT	1	151201	-									
58A	31701-71080	COLLAR	4	151201	-									
59A	34942-70040	JOINT ASSY	1	151201	-					Y01				
60A	34500-70970	SHAFT	1	151201	-									
61A	43900-74330	BOLT	2	151201	-									
62A	46013-70350	WASHER,SPRING	2	151201	-									
63A	37600-72760	NUT	2	151201	-									
64A	41600-72420	PLATE	1	151201	-									
65A	35600-79580	SPRING	1	151201	-									
66A	43955-70600	BOLT,STUD	2	151201	-									
67A	37600-72770	NUT	2	151201	-									
68A	32223-70040	COVER,PEDAL	2	151201	-									
69A	40900-72990	BRACKET	1	151201	-									
70A	43900-75360	BOLT	1	151201	-									
71A	37600-72780	NUT	1	151201	-									
72A	35600-77760	SPRING	1	151201	-									
91A	34940-70310	JOINT	1	151201	-					01				
92A	40790-70660	BOOT	1	151201	-					01				
93A	45311-71730	RING,SNAP	2	151201	-					01				
94A	40000-71810	PIN	2	151201	-					01				
95A	45311-71740	RING,SNAP	2	151201	-					01				

---

MEMO

# UNLOADER VALVE

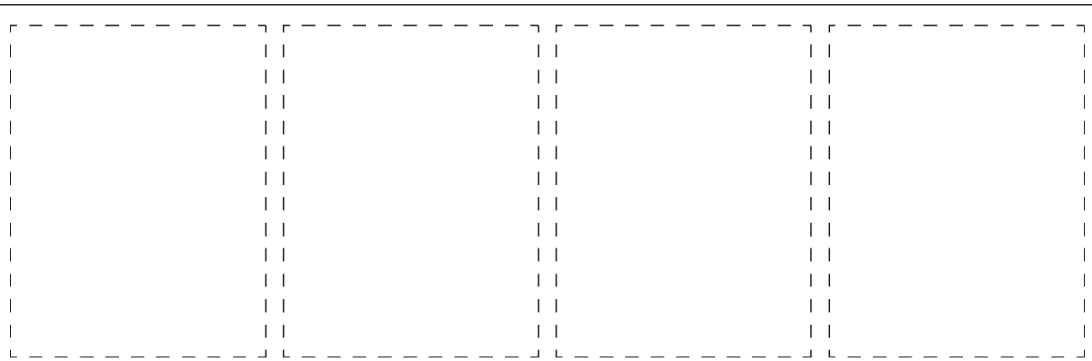
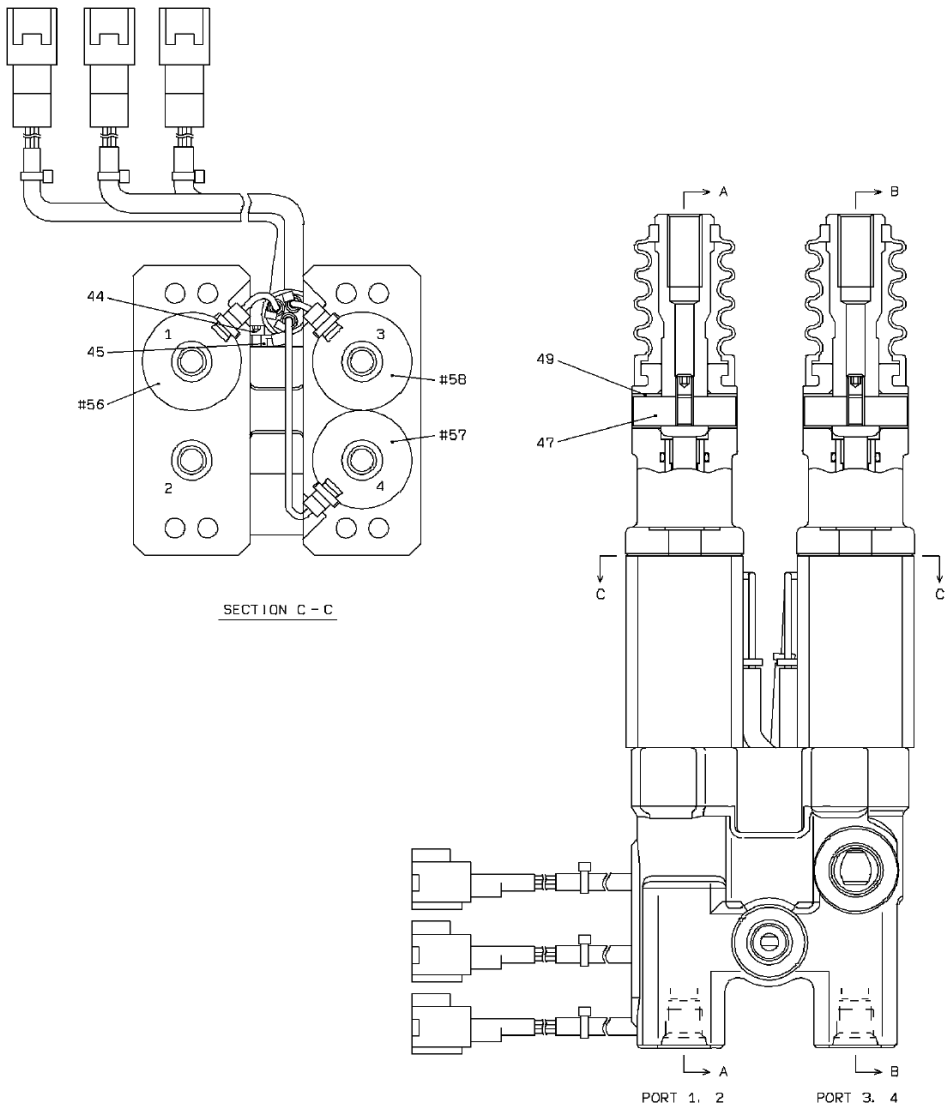


1-A

## UNLOADER VALVE

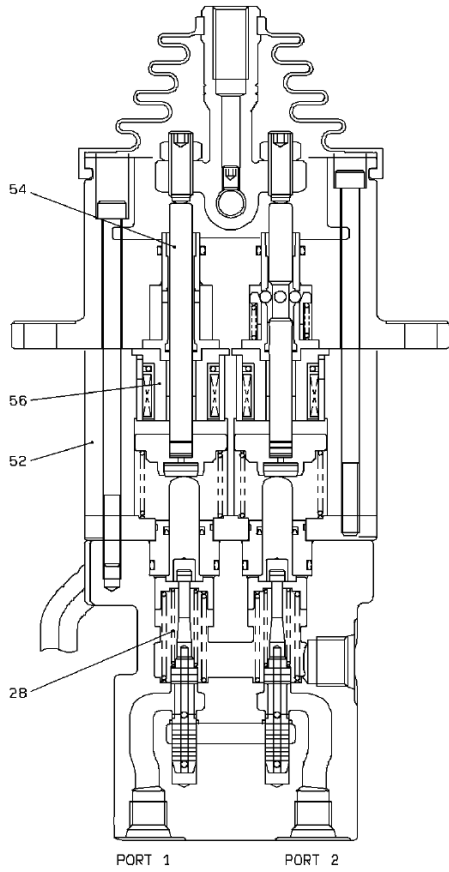
SYM-BOL	PART NUMBER	PART NAME	UNIT Q, TY	SERIAL			REMARKS						
				(A)	-	(B)	N	P	D	(A)	(B)	(C)	(D)
000A	38543-60330	VALVE,UNLOADER	1	1	-								
22A	35600-78090	SPRING	1	1	-								
23A	35570-71920	SPOOL	1	1	-								
24A	41530-73910	PLUG	1	1	-								
25A	47131-77390	RING,O	2	1	-								
26A	31053-70200	ORIFICE	1	1	-								
27A	31053-70700	ORIFICE	1	1	-								
28A	40330-70670	FILTER	1	1	-								
29A	35700-71860	RING	1	1	-								
30A	41530-74580	PLUG	1	1	-								
31A	47131-75780	RING,O	1	1	-								
32A	41530-75610	PLUG	1	1	-								
33A	41585-70400	PLUNGER	1	1	-								
34A	35600-74850	SPRING	1	1	-								
35A	41530-71180	PLUG	1	1	-								
36A	47131-77400	RING,O	1	1	-								
37A	38560-70110	VALVE,PILOT	1	1	-								
38A	33930-71070	SEAT,SPRING	1	1	-								
39A	35600-78100	SPRING	1	1	-								
40A	35600-74870	SPRING	1	1	-								
41A	33920-70170	SEAT	1	1	-								
42A	47131-77410	RING,O	1	1	-								
43A	41530-75480	PLUG	1	1	-								
44A	35100-72340	SCREW	1	1	-								
45A	37600-72770	NUT	1	1	-								
46A	47131-78190	RING,O	1	1	-								

# PILOT VALVE

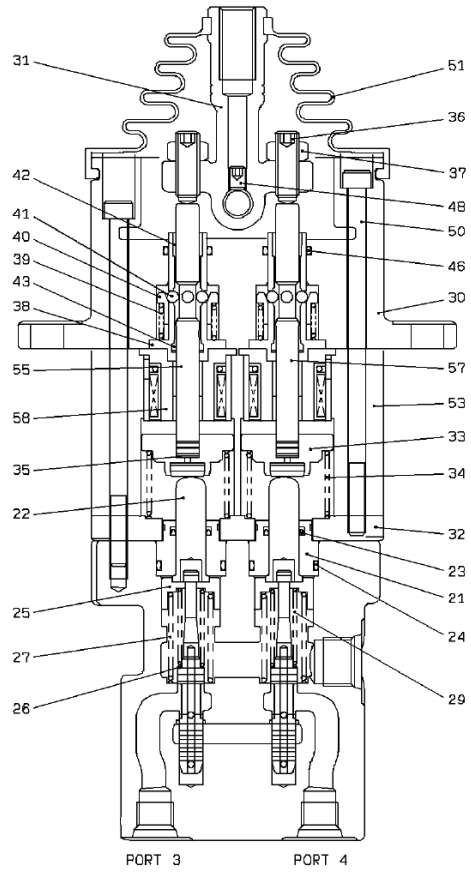


1-A

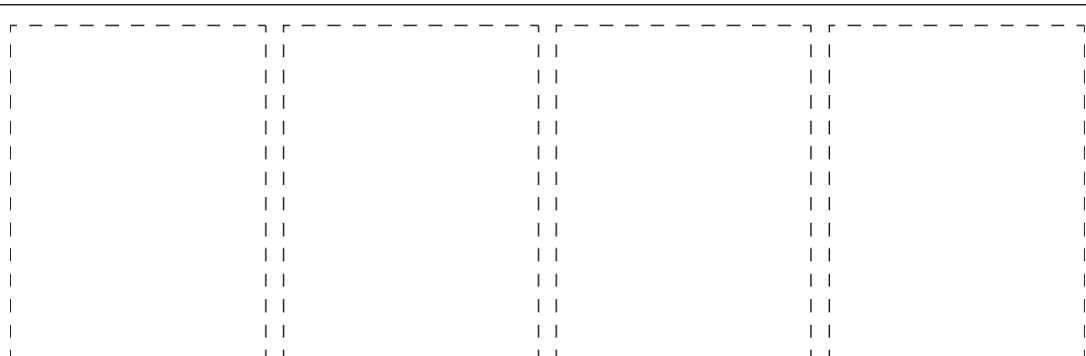
# PILOT VALVE



SECTION A - A



SECTION B - B



2-A

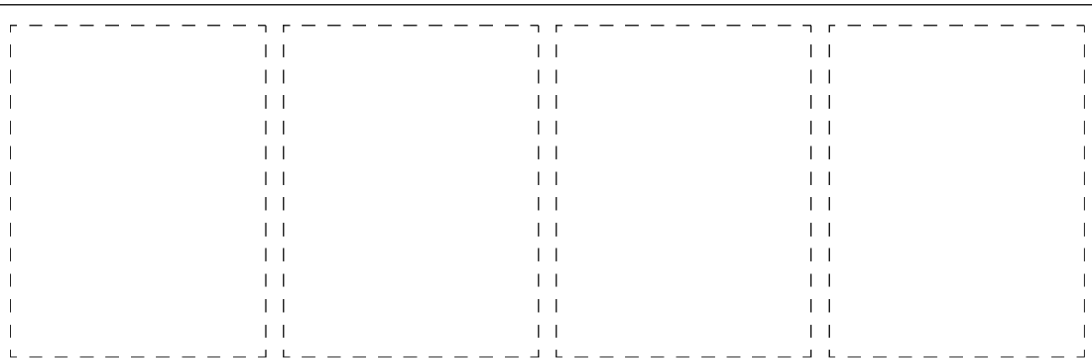
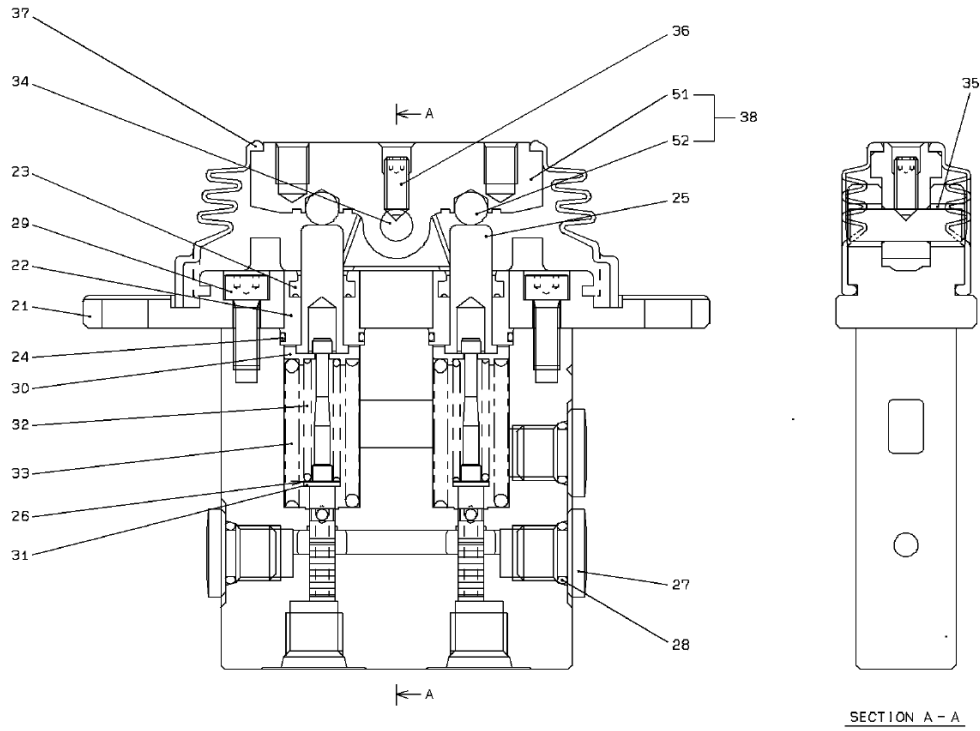
## PILOT VALVE

SYM-BOL	PART NUMBER	PART NAME	UNIT Q,TY	SERIAL (A) - (B)	REMARKS						
					N	P	D	(A)	(B)	(C)	(D)
000A	38560-60870	VALVE,PILOT	1	1 -							
21A	41530-75260	PLUG	4	1 -							
22A	45887-70430	ROD,PUSH	4	1 -							PORT 3
23A	34000-71020	SEAL	4	1 -							
24A	65210-12020	RING,O	4	1 -							
25A	33930-71150	SEAT,SPRING	2	1 -							
26A	46000-71780	WASHER	4	1 -							
27A	35600-77510	SPRING	4	1 -							PORT 2,4
28A	35600-78690	SPRING	3	1 -							
29A	35600-78700	SPRING	1	1 -							
30A	31210-70320	COVER	2	1 -							
31A	45600-70480	LEVER	2	1 -							
32A	41610-70010	PLATE	2	1 -							
33A	41600-71760	PLATE	4	1 -							PORT 2,4
34A	35600-76620	SPRING	4	1 -							
35A	34200-71740	SHIM	3	1 -							PORT 2,3
36A	35104-70180	SCREW,SET	4	1 -							
37A	37600-72680	NUT	4	1 -							
38A	40840-73080	BUSHING	4	1 -							
39A	35600-77550	SPRING	3	1 -							PORT 2,3
40A	45200-71570	RING	3	1 -							PORT 2,3
41A	43751-70470	BALL	12	1 -							PORT 2,3
42A	40840-72670	BUSHING	5	1 -							
43A	35110-70050	SCRAPER	4	1 -							
44A	43956-71340	BOLT,SOCKET	1	1 -							
45A	32925-70070	CLAMP,CABLE	1	1 -							
46A	65219-12012	RING,O	4	1 -							
47A	34500-70790	SHAFT	2	1 -							
48A	61131-06008	BOLT,SOCKET	2	1 -							
49A	40840-73040	BUSHING	4	1 -							
50A	43956-71350	BOLT,SOCKET	8	1 -							
51A	40790-70560	BOOT	2	1 -							
52A	33100-70890	CASE	1	1 -							PORT 1,2
53A	33100-70900	CASE	1	1 -							PORT 3,4
54A	45887-70400	ROD,PUSH	1	1 -							PORT 1,4
55A	45887-70450	ROD,PUSH	3	1 -							PORT 3
56A	35910-70470	SOLENOID	1	1 -							
57A	35910-70480	SOLENOID	1	1 -							
58A	35910-70490	SOLENOID	1	1 -							

---

MEMO

# PILOT VALVE (FOR 3-WAY PIPING)

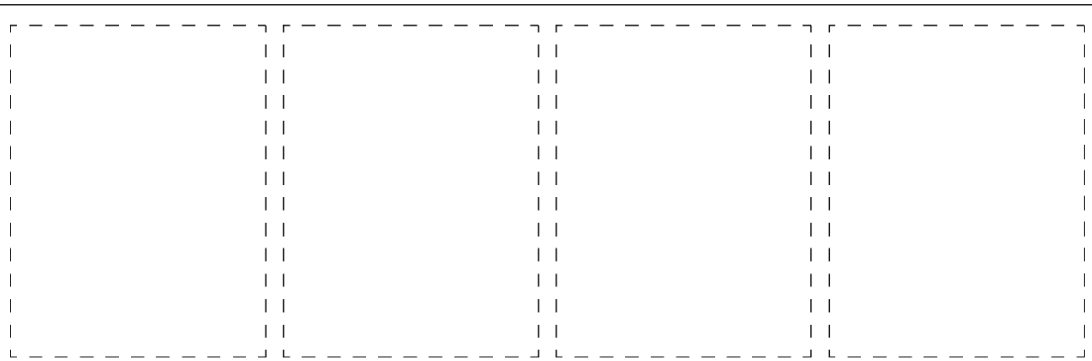
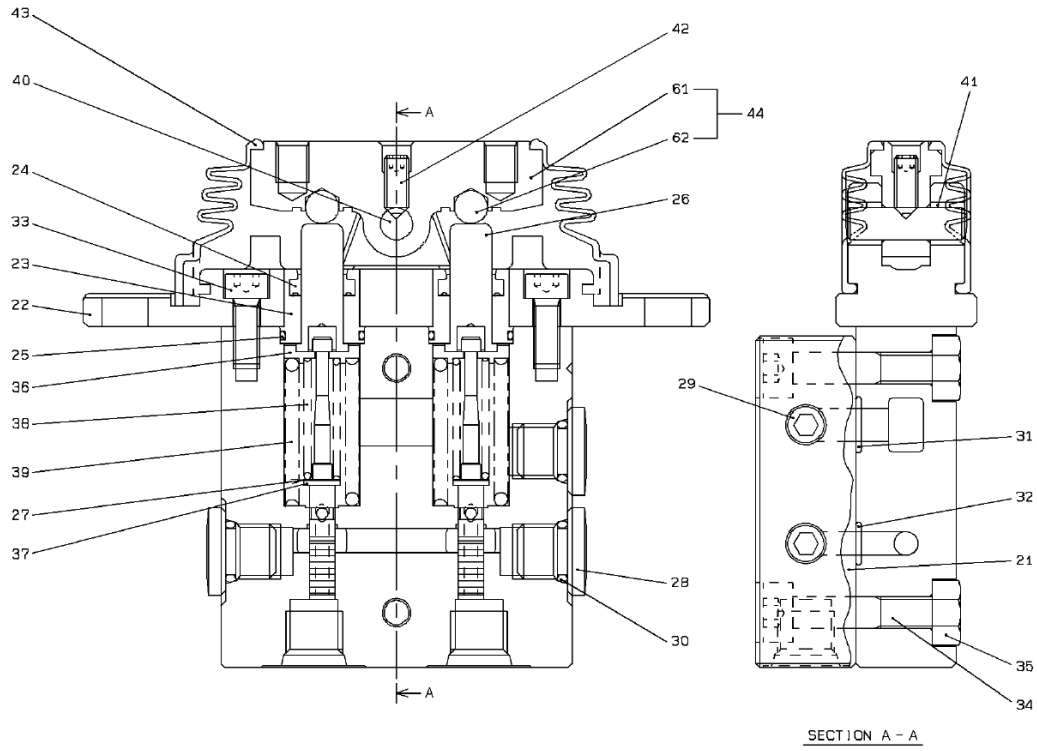


1-A

## PILOT VALVE (FOR 3-WAY PIPING)

SYM-BOL	PART NUMBER	PART NAME	UNIT Q,TY	SERIAL (A) - (B)	REMARKS						
					N	P	D	(A)	(B)	(C)	(D)
000A	38560-60910	VALVE,PILOT	1	1 -							
21A	31205-70220	COVER	1	1 -							
22A	41530-75150	PLUG	2	1 -							
23A	39600-72960	PACKING	2	1 -							
24A	47131-76700	RING,O	2	1 -							
25A	45887-70480	ROD,PUSH	2	1 -							
26A	34200-71720	SHIM	2	1 -							
27A	41530-72790	PLUG	1	1 -							
28A	65210-12011	RING,O	1	1 -							
29A	61101-06016	BOLT,SOCKET	2	1 -							
30A	33930-70980	SEAT,SPRING	2	1 -							
31A	46000-71760	WASHER	2	1 -							
32A	35600-78910	SPRING	2	1 -							
33A	35600-77350	SPRING	2	1 -							
34A	31611-70040	CAMSHAFT	1	1 -							
35A	40840-72670	BUSHING	2	1 -							
36A	35104-70170	SCREW,SET	1	1 -							
37A	40790-70540	BOOT	1	1 -							
38A	31605-70010	CAM ASSY	1	1 -				Y01			
51A	31600-70020	CAM	1	1 -				01			
52A	43751-70300	BALL	2	1 -				01			

# PILOT VALVE (FOR 3-WAY PIPING)

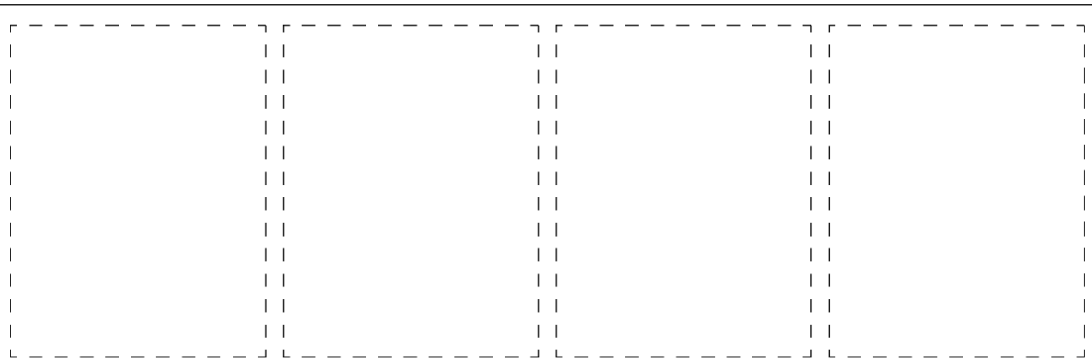
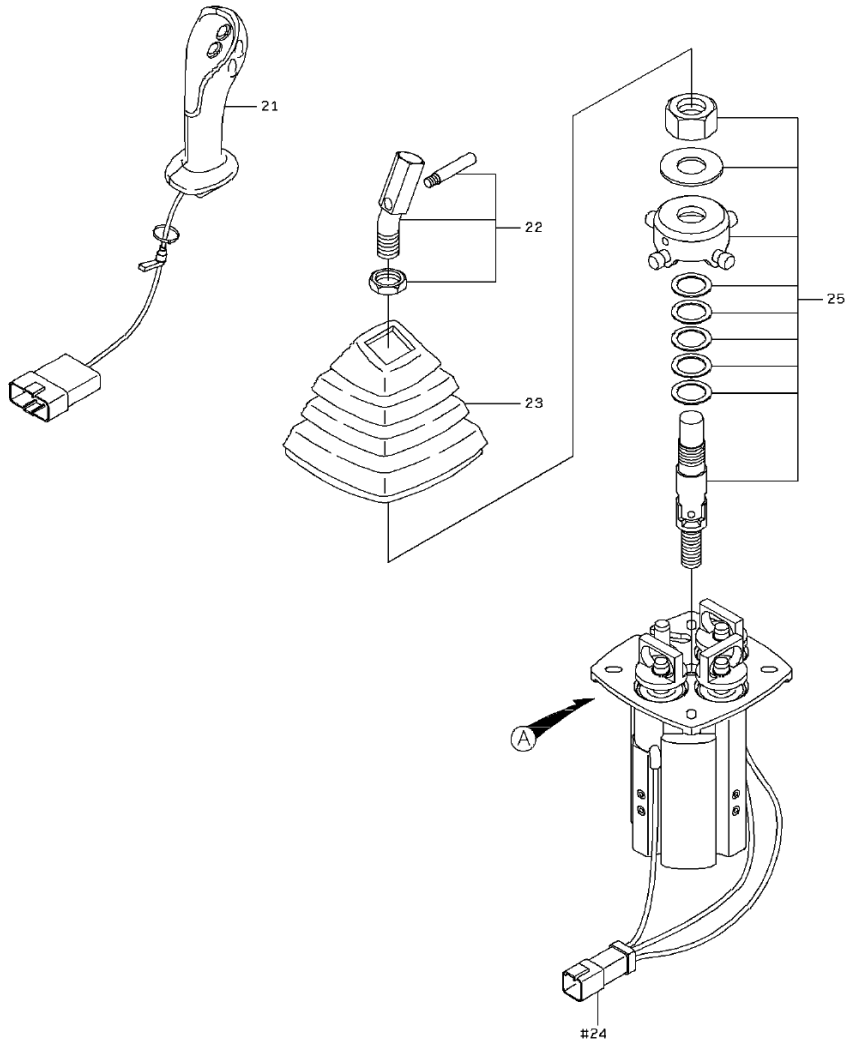


1-B

## PILOT VALVE (FOR 3-WAY PIPING)

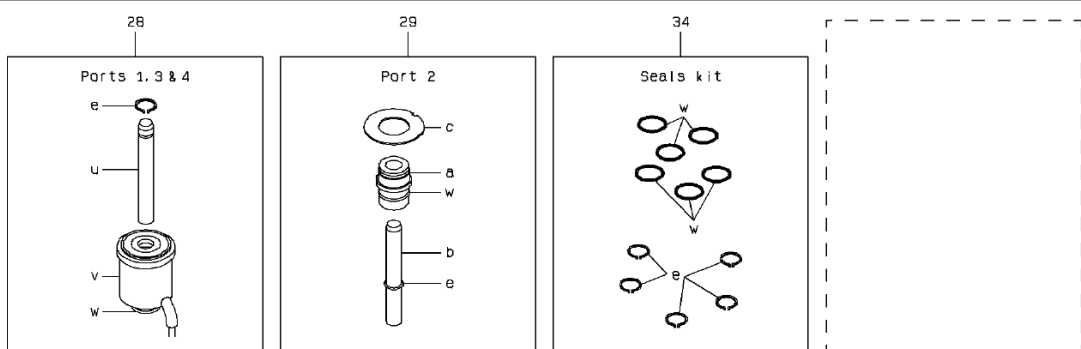
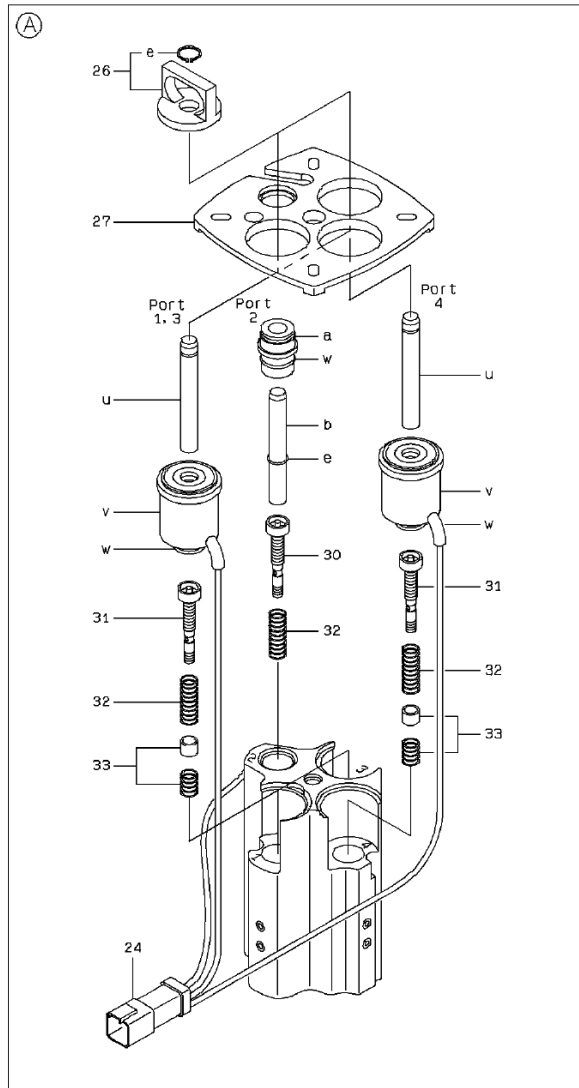
SYM-BOL	PART NUMBER	PART NAME	UNIT Q,TY	SERIAL			REMARKS						
				(A)	-	(B)	N	P	D	(A)	(B)	(C)	(D)
000A	38560-60640	VALVE,PILOT	1	1	-								
21A	41600-71770	PLATE	1	1	-								
22A	31205-70220	COVER	1	1	-								
23A	41530-75150	PLUG	2	1	-								
24A	39600-72960	PACKING	2	1	-								
25A	47131-76700	RING,O	2	1	-								
26A	45887-70380	ROD,PUSH	2	1	-								
27A	34200-71720	SHIM	2	1	-								
28A	41530-72790	PLUG	3	1	-								
29A	41530-73550	PLUG	2	1	-								
30A	65210-12011	RING,O	3	1	-								
31A	65210-12010	RING,O	1	1	-								
32A	65210-12008	RING,O	1	1	-								
33A	61101-06016	BOLT,SOCKET	2	1	-								
34A	61101-08040	BOLT,SOCKET	2	1	-								
35A	62401-81081	NUT	2	1	-								
36A	33930-70980	SEAT,SPRING	2	1	-								
37A	46000-71760	WASHER	2	1	-								
38A	35600-77560	SPRING	2	1	-								
39A	35600-77350	SPRING	2	1	-								
40A	31611-70040	CAMSHAFT	1	1	-								
41A	40840-72670	BUSHING	2	1	-								
42A	35104-70170	SCREW,SET	1	1	-								
43A	40790-70540	BOOT	1	1	-								
44A	31605-70010	CAM ASSY	1	1	-					Y01			
61A	31600-70020	CAM	1	1	-					01			
62A	43751-70300	BALL	2	1	-					01			

# PILOT VALVE (FOR SINGLE LEVER)



1-A

# PILOT VALVE (FOR SINGLE LEVER)



2-A

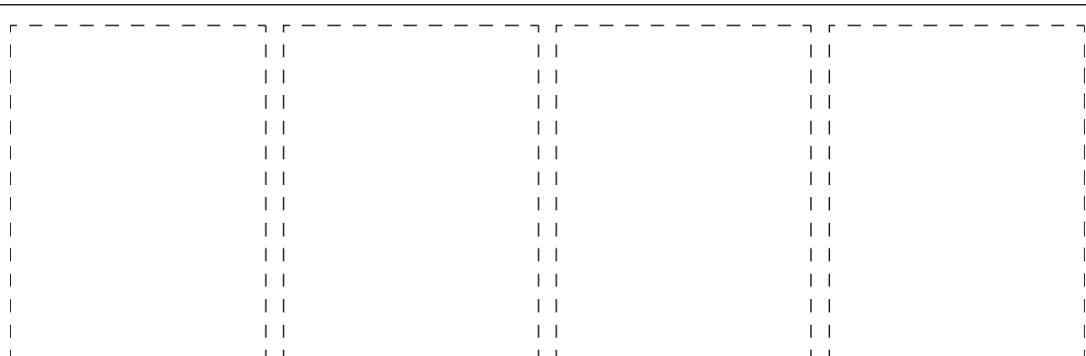
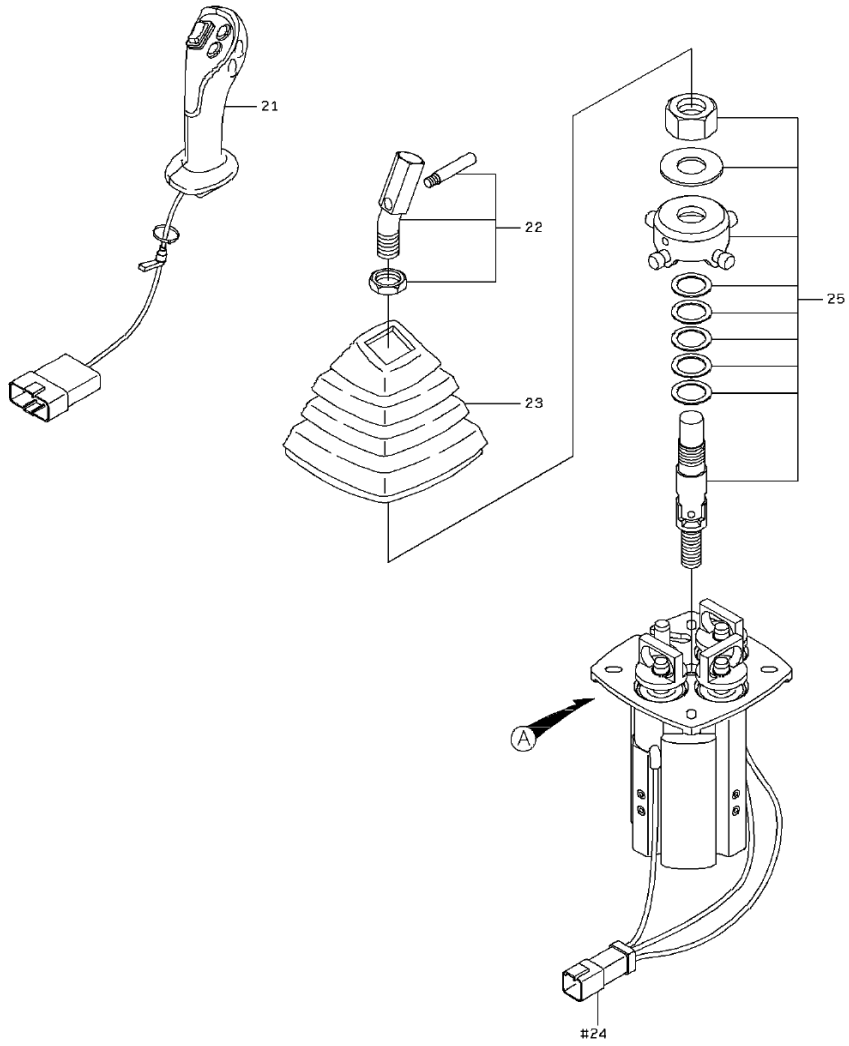
**PILOT VALVE (FOR SINGLE LEVER)**

SYM-BOL	PART NUMBER	PART NAME	UNIT Q,TY	SERIAL (A) - (B)	REMARKS				REMARKS
					N	P	D	(A) (B) (C) (D)	
000A	38560-60950	VALVE,PILOT	1	1 -					
21A	38120-70830	HANDLE	1	1 -					
22A	45610-70090	LEVER ASSY	1	1 -					
23A	40790-70680	BOOT	1	1 -					
24A	33305-70090	CONNECTOR ASSY	1	1 -					
25A	41650-70390	PLATE ASSY	1	1 -					
26A	30010-70020	ARMATURE	3	1 -					
27A	41611-70610	PLATE	1	1 -					
28A	49431-70020	DETENT KIT	3	1 -					
29A	41580-70140	PLUNGER ASSY	1	1 -					
30A	45460-70320	REGULATOR	1	1 -					
31A	45460-70330	REGULATOR	3	1 -					
32A	35600-78760	SPRING	4	1 -					
33A	35902-70110	SOCKET ASSY	3	1 -					
34A	49327-74860	SEAL KIT	1	1 -					

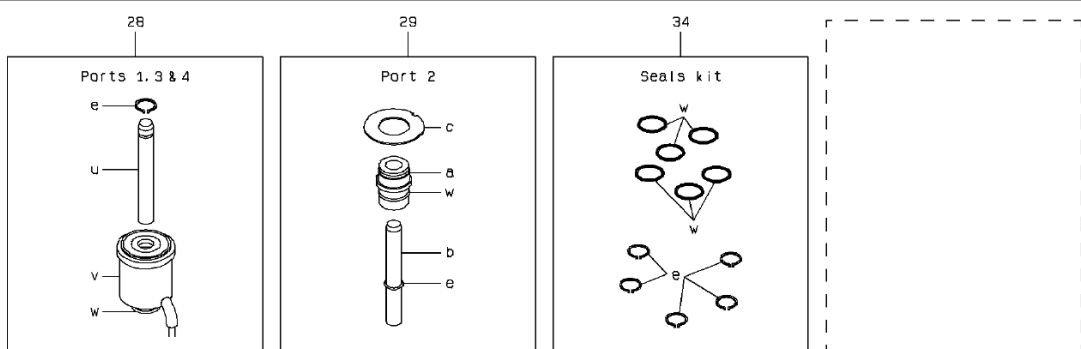
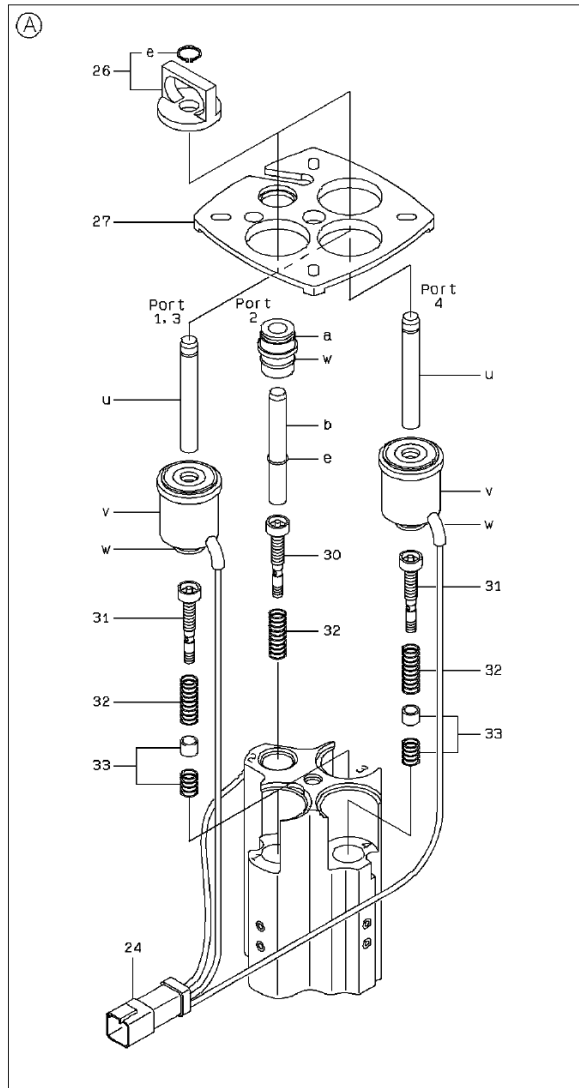
---

MEMO

# PILOT VALVE (FOR SINGLE LEVER)



PILOT VALVE (FOR SINGLE LEVER)



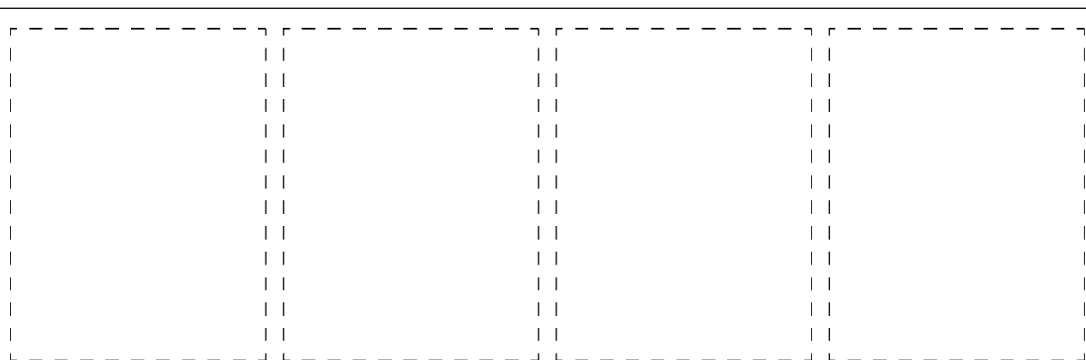
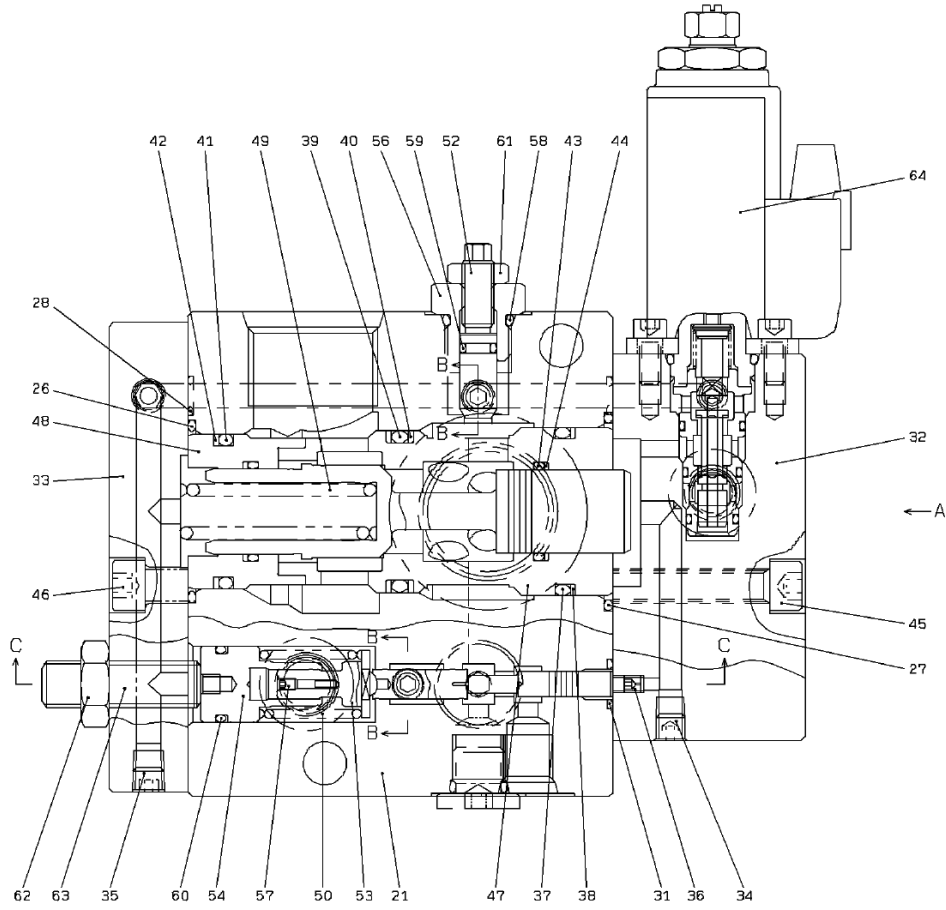
2-A



---

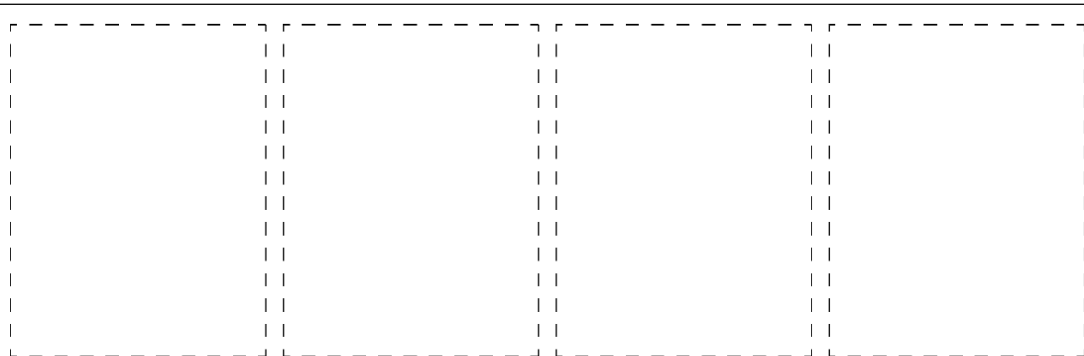
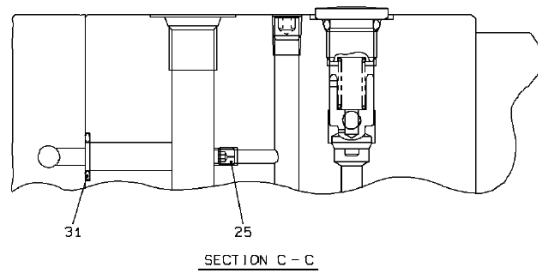
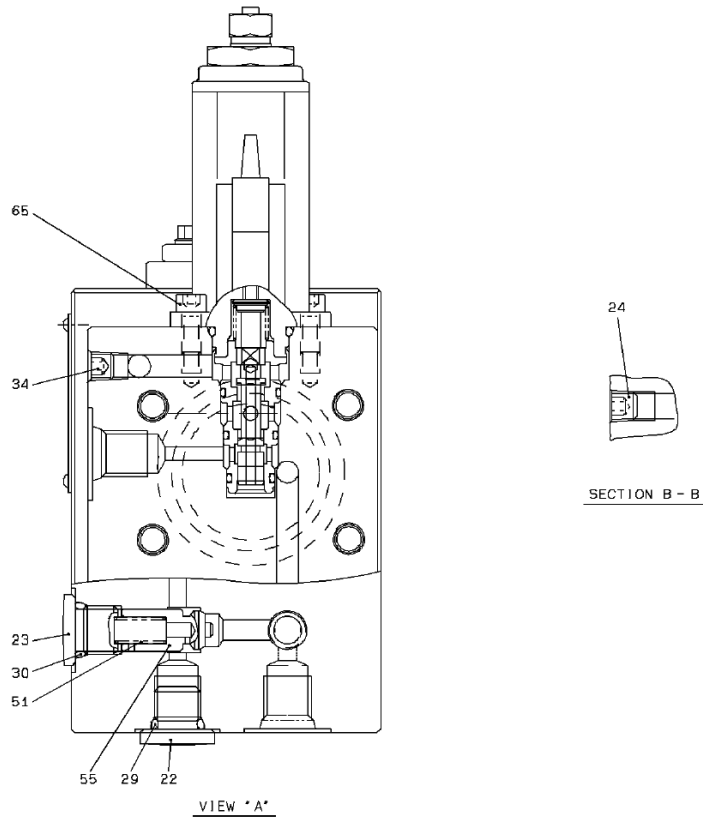
MEMO

# VALVE (RIDE CONTROL)



1-A

# VALVE (RIDE CONTROL)



2-A

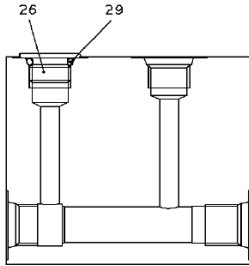
## VALVE (RIDE CONTROL)

SYM-BOL	PART NUMBER	PART NAME	UNIT Q,TY	SERIAL			REMARKS						
				(A)	-	(B)	N	P	D	(A)	(B)	(C)	(D)
000A	38511-60380	VALVE ASSY	1	1	-								
21A	33100-71290	CASE	1	1	-								
22A	41530-72790	PLUG	1	1	-								
23A	41530-76010	PLUG	1	1	-								
24A	41530-74280	PLUG	2	1	-								
25A	31053-71010	ORIFICE	1	1	-								
26A	47131-78600	RING,O	1	1	-								
27A	47131-78610	RING,O	1	1	-								
28A	65210-12007	RING,O	2	1	-								
29A	65210-12011	RING,O	1	1	-								
30A	65210-12012	RING,O	1	1	-								
31A	65210-12010	RING,O	2	1	-								
32A	31205-70270	COVER	1	1	-								
33A	31205-70280	COVER	1	1	-								
34A	41530-74280	PLUG	2	1	-								
35A	41530-74280	PLUG	2	1	-								
36A	31053-71010	ORIFICE	1	1	-								
37A	65210-12038	RING,O	1	1	-								
38A	65240-21038	RING,BACK-UP	1	1	-								
39A	65210-12036	RING,O	1	1	-								
40A	47194-72160	RING,BACK-UP	2	1	-								
41A	65210-12034	RING,O	1	1	-								
42A	47194-72170	RING,BACK-UP	1	1	-								
43A	65210-11022	RING,O	2	1	-								
44A	65240-21022	RING,BACK-UP	2	1	-								
45A	43956-71830	BOLT,SOCKET	5	1	-								
46A	43956-71740	BOLT,SOCKET	5	1	-								
47A	35750-70730	SLEEVE	1	1	-								
48A	40840-73640	BUSHING	1	1	-								
49A	35600-79210	SPRING	1	1	-								
50A	35600-79220	SPRING	1	1	-								
51A	35600-79230	SPRING	1	1	-								
52A	38510-71400	VALVE	1	1	-								
53A	33930-71180	SEAT,SPRING	1	1	-								
54A	33930-71190	SEAT,SPRING	1	1	-								
55A	41585-70460	PLUNGER	1	1	-								
56A	41530-76020	PLUG	1	1	-								
57A	31053-71000	ORIFICE	1	1	-								
58A	65210-12014	RING,O	1	1	-								
59A	65210-12006	RING,O	1	1	-								
60A	65210-12016	RING,O	1	1	-								
61A	37600-73140	NUT	1	1	-								
62A	37600-72300	NUT	1	1	-								
63A	43956-71840	BOLT,SOCKET	1	1	-								
64A	38567-70480	VALVE,REDUCING	1	1	-								
65A	43956-71700	BOLT,SOCKET	2	1	-								

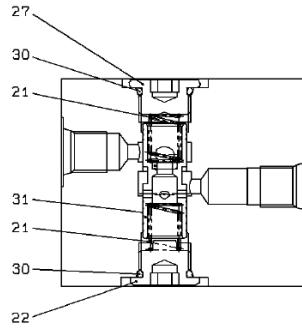
---

MEMO

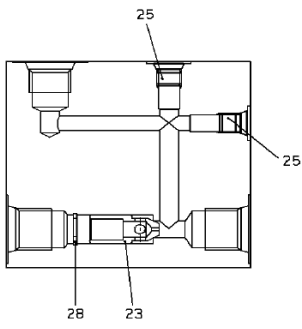
# FLOW CONTROL VALVE (FOR PILOT LINE)



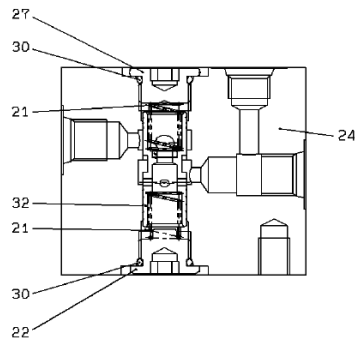
VIEW "W"



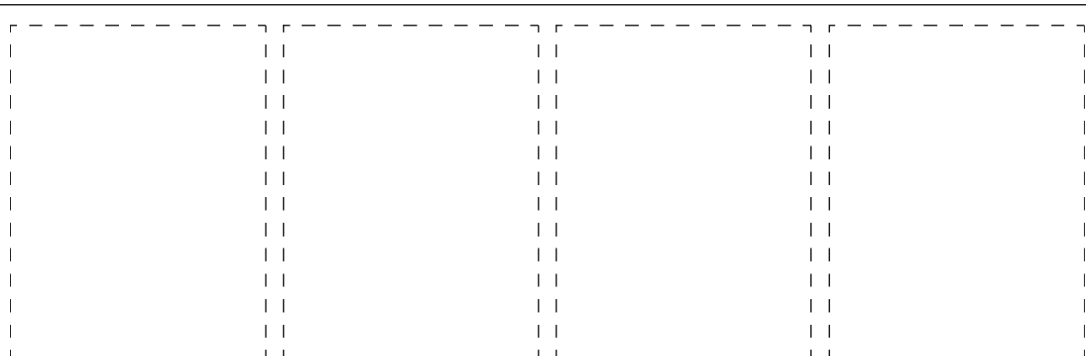
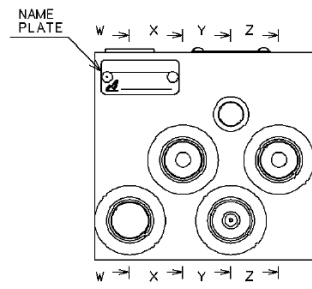
VIEW "X"



VIEW "Y"



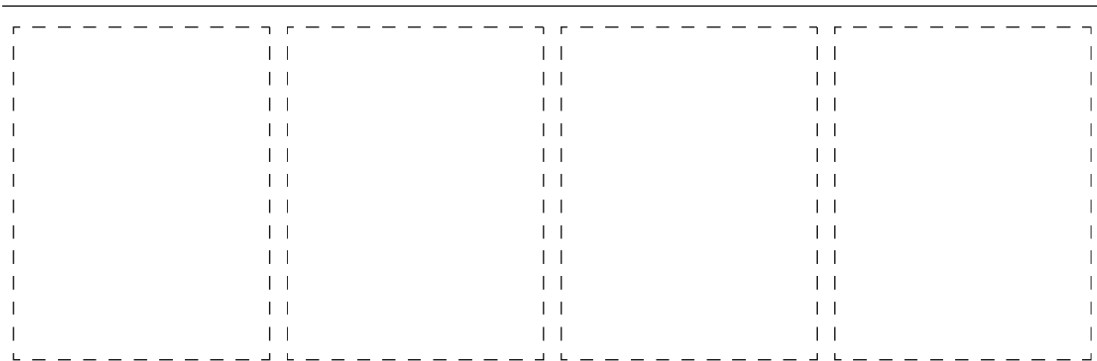
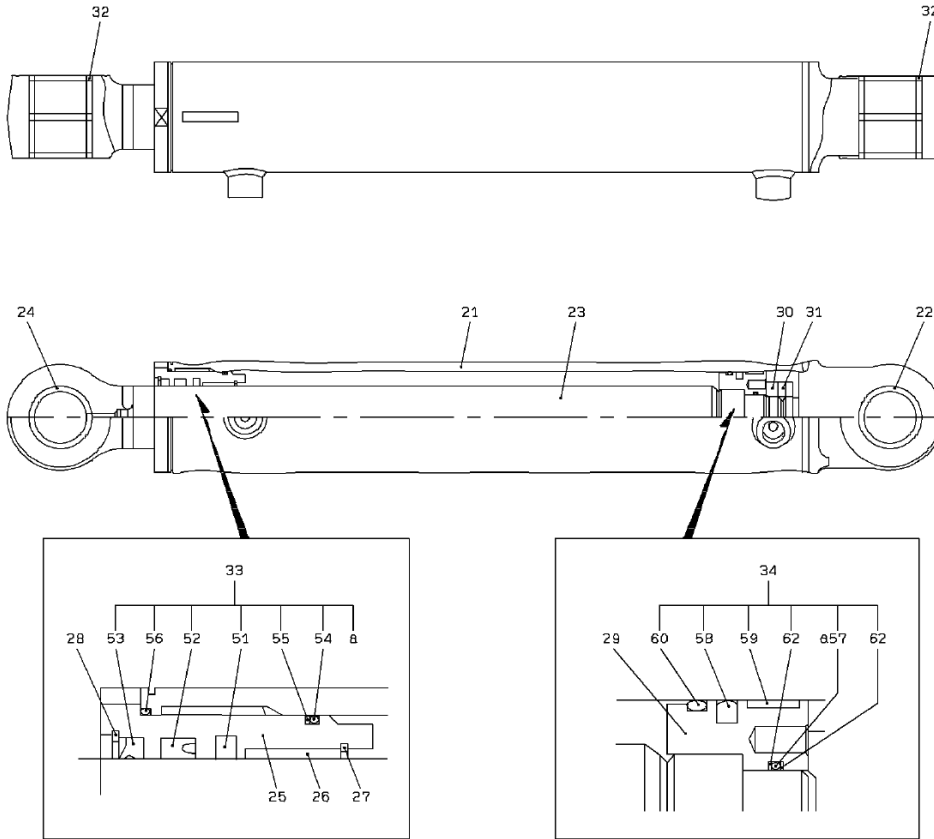
VIEW "Z"



### FLOW CONTROL VALVE (FOR PILOT LINE)

SYM-BOL	PART NUMBER	PART NAME	UNIT Q,TY	SERIAL (A) - (B)	REMARKS					REMARKS
					N	P	D	(A)	(B)	
000A	38528-60030	VALVE ASSY, FLOW CONTOR	1	1 -						
21A	35600-79320	SPRING	4	1 -						
22A	41530-76170	PLUG	2	1 -						
23A	44074-70660	POPPET	1	1 -						
24A	43890-71440	BODY	1	1 -						
25A	41530-76180	PLUG	2	1 -						
26A	41530-75680	PLUG	1	1 -						
27A	41530-75690	PLUG	2	1 -						
28A	45311-71760	RING, SNAP	1	1 -						
29A	65210-12011	RING, O	1	1 -						
30A	65210-12014	RING, O	4	1 -						
31A	44074-70620	POPPET	1	1 -						
32A	41580-70160	PLUNGER ASSY	1	1 -						

# STEERING CYLINDER

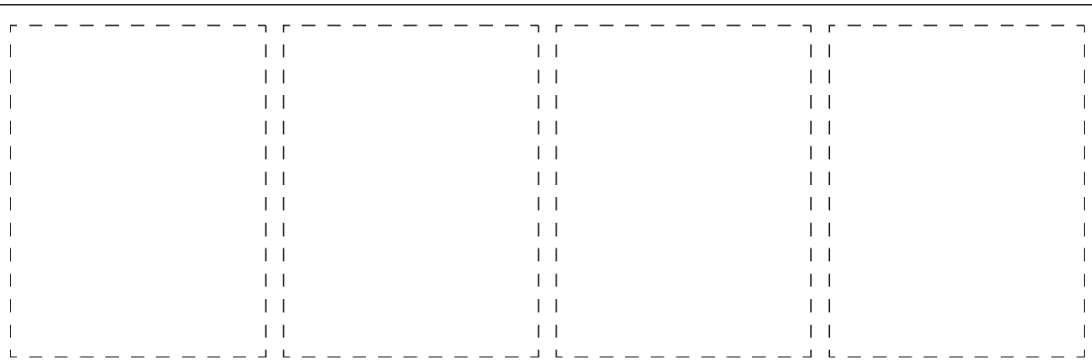
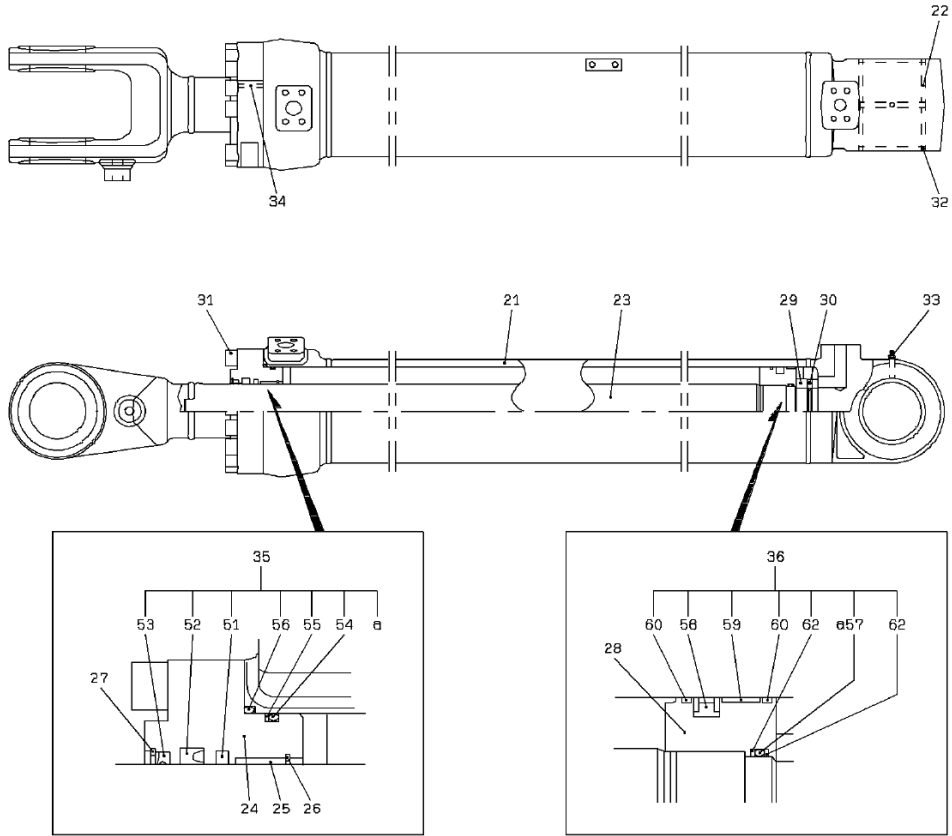


1-B

### STEERING CYLINDER

SYM-BOL	PART NUMBER	PART NAME	UNIT Q,TY	SERIAL (A) - (B)	REMARKS							
					N	P	D	(A)	(B)	(C)	(D)	REMARKS
000A	34820-67950	CYLINDER ASSY,OIL	1	1 -								
21A	36725-74170	TUBE,CYLINDER	1	1 -								
22A	40840-73600	BUSHING	1	1 -								
23A	45871-70650	ROD ASSY	1	1 -								
24A	40840-73600	BUSHING	1	1 -								
25A	31289-71380	COVER,ROD	1	1 -								
26A	40840-73580	BUSHING	1	1 -								
27A	45323-70370	RING,RETAINER	1	1 -								
28A	45323-70460	RING,RETAINER	1	1 -								
29A	39960-72870	PISTON	1	1 -								
30A	37636-70380	NUT,PISTON	1	1 -								
31A	35104-70230	SCREW,SET	1	1 -								
32A	34044-71360	SEAL,DUST	4	1 -								
33A	49327-75050	SEAL KIT	1	1 -				QK1				FR ROD COVER
34A	49327-75060	SEAL KIT	1	1 -					QK2			FR PISTON
51A	47195-70280	RING,BUFFER	1	1 -					K1			
52A	39661-70610	PACKING,U	1	1 -					K1			
53A	47181-70190	RING,WIPER	1	1 -					K1			
54A	47131-78460	RING,O	1	1 -					K1			
55A	47194-72120	RING,BACK-UP	1	1 -					K1			
56A	47131-78470	RING,O	1	1 -					K1			
57A	47131-78480	RING,O	1	1 -					K1	K2		
58A	34046-70110	SEAL,PISTON	1	1 -						K2		
59A	47171-71020	RING,WEAR	1	1 -						K2		
60A	34044-71280	SEAL,DUST	1	1 -						K2		
62A	47194-72130	RING,BACK-UP	2	1 -						K2		

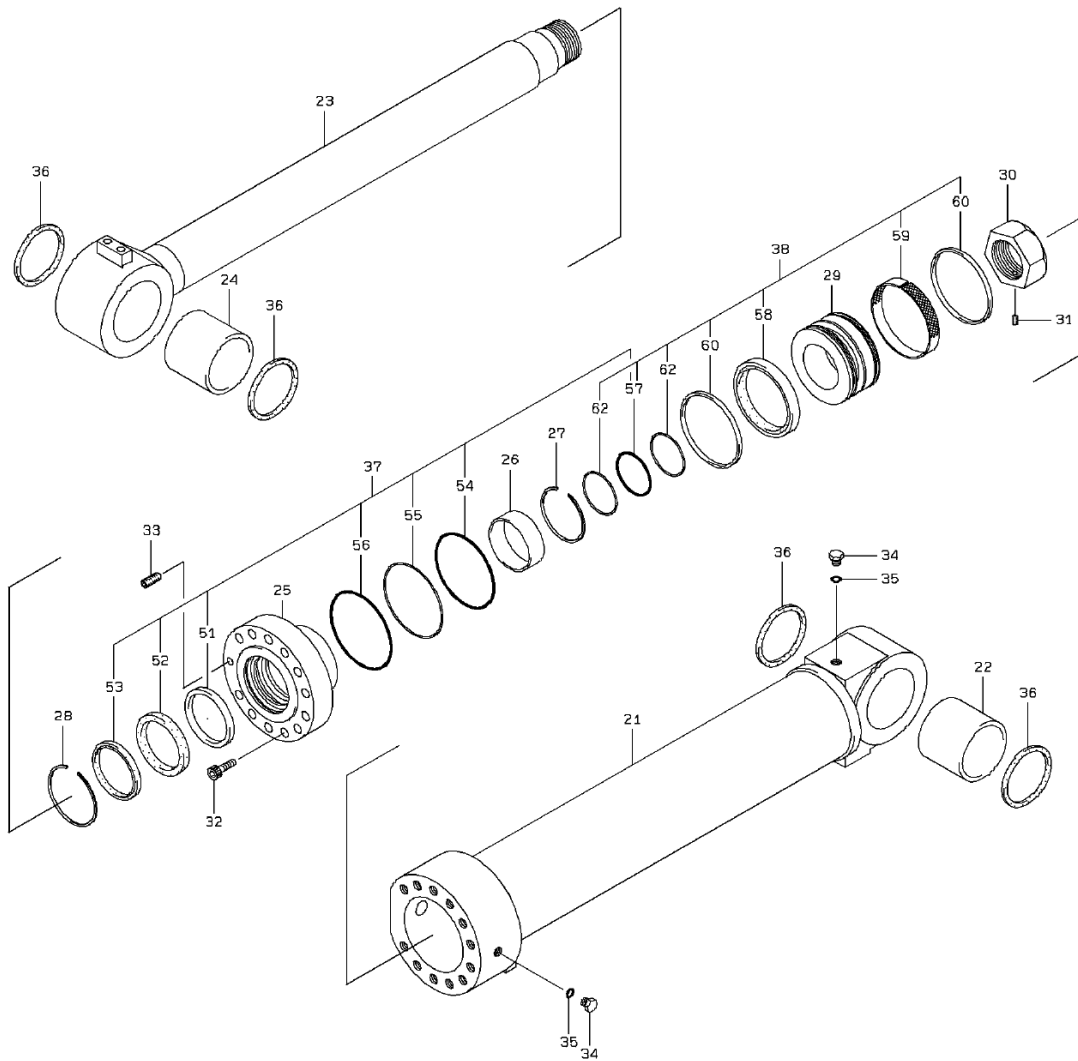
# LIFT CYLINDER



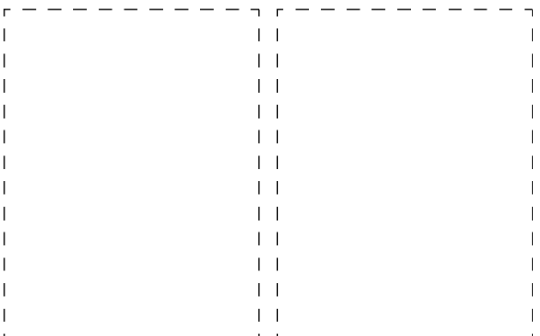
## LIFT CYLINDER

SYM-BOL	PART NUMBER	PART NAME	UNIT Q,TY	SERIAL (A) - (B)	REMARKS						
					N	P	D	(A)	(B)	(C)	(D)
000A	34820-67620	CYLINDER ASSY,OIL	1	1 -							
21A	36704-70310	TUBE ASSY,CYLINDER	1	1 -							
22A	40840-73680	BUSHING	2	1 -							
23A	45871-70720	ROD ASSY	1	1 -							
24A	31289-71420	COVER,ROD	1	1 -							
25A	40840-73690	BUSHING	1	1 -							
26A	45323-70440	RING,RETAINER	1	1 -							
27A	45323-70450	RING,RETAINER	1	1 -							
28A	39960-72930	PISTON	1	1 -							
29A	37636-70420	NUT,PISTON	1	1 -							
30A	35104-70210	SCREW,SET	1	1 -							
31A	43956-71710	BOLT,SOCKET	14	1 -							
32A	34044-71390	SEAL,DUST	2	1 -							
33A	75011-25400	NIPPLE,GREASE	1	1 -							
34A	35104-70240	SCREW,SET	1	1 -							
35A	49327-75090	SEAL KIT	1	1 -				QK1			FR ROD COVER
36A	49327-75100	SEAL KIT	1	1 -					QK2		FR PISTON
51A	47195-70310	RING,BUFFER	1	1 -					K1		
52A	39661-70660	PACKING,U	1	1 -					K1		
53A	34044-71340	SEAL,DUST	1	1 -					K1		
54A	47131-79030	RING,O	1	1 -					K1		
55A	47194-72320	RING,BACK-UP	1	1 -					K1		
56A	47131-79040	RING,O	1	1 -					K1		
57A	47131-78460	RING,O	1	1 -					K1	K2	
58A	34046-70150	SEAL,PISTON	1	1 -						K2	
59A	47171-71080	RING,WEAR	1	1 -						K2	
60A	45200-71790	RING	2	1 -						K2	
62A	47194-72330	RING,BACK-UP	2	1 -						K2	

# TILT CYLINDER (LH)



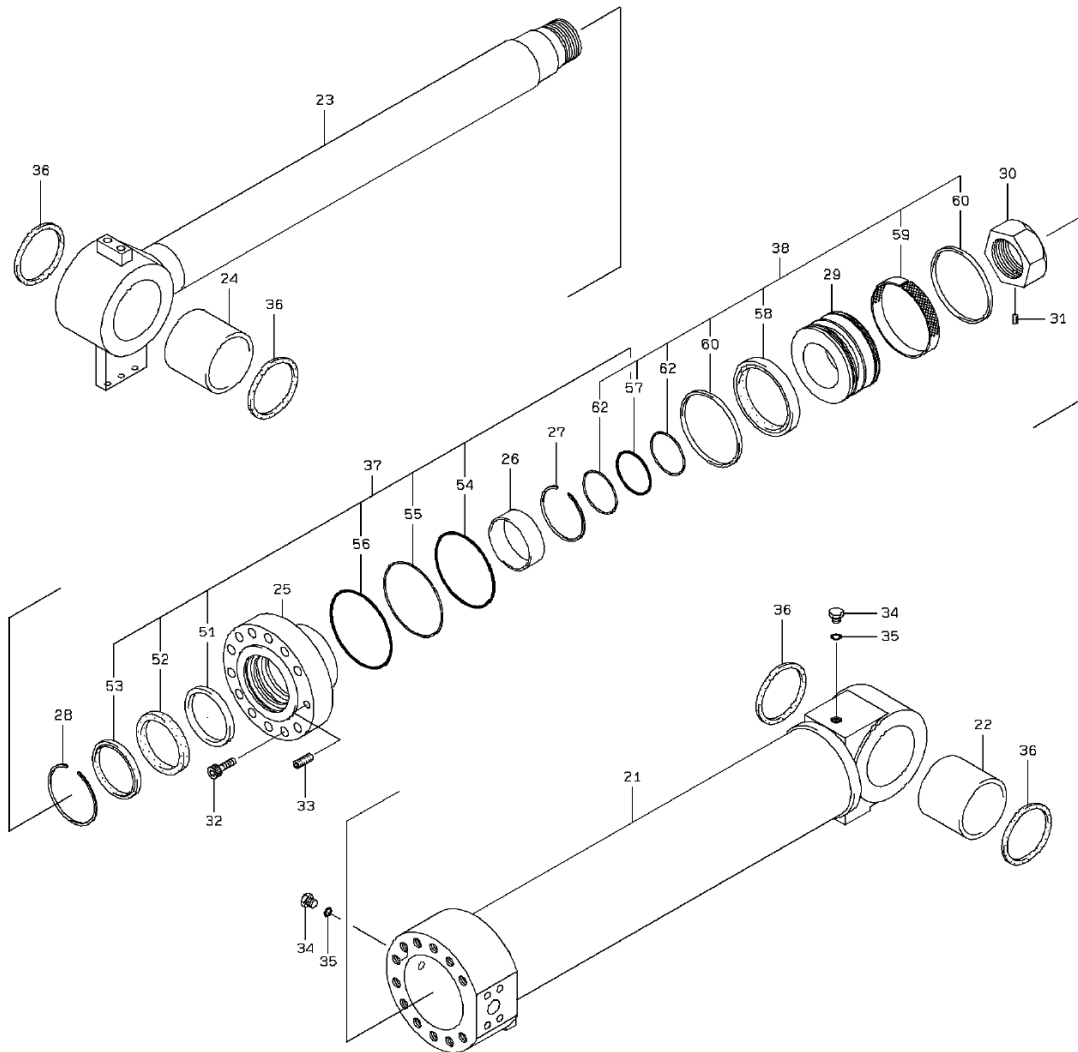
Indicated S/No. (Part list)	JPN Spec.	USA Spec.	EU Spec.
131116 -	0108 -	5061 -	9008 -



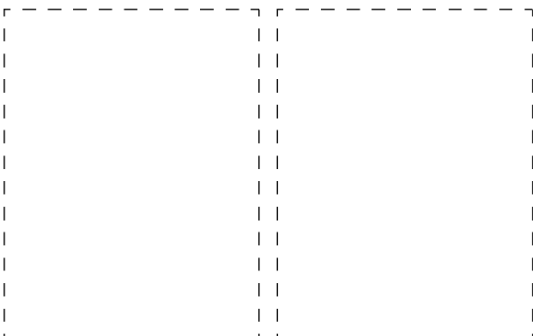
## TILT CYLINDER (LH)

SYM-BOL	PART NUMBER	PART NAME	UNIT Q, TY	SERIAL (A) - (B)	REMARKS							
					N	P	D	(A)	(B)	(C)	(D)	REMARKS
000A	34820-67630	CYLINDER ASSY,OIL	1	1 -								
21A	36725-74190	TUBE,CYLINDER	1	1 -								
22A	40840-73610	BUSHING	1	1 -								
23A	45871-70670	ROD ASSY	1	1 - 131115								
23B	45871-70840	ROD ASSY	1	131116 -			C					
24A	40840-73610	BUSHING	1	1 -								
25A	31289-71390	COVER,ROD	1	1 -								
26A	40840-73620	BUSHING	1	1 -								
27A	45323-70410	RING,RETAINER	1	1 -								
28A	45323-70330	RING,RETAINER	1	1 -								
29A	39960-72880	PISTON	1	1 -								
30A	37636-70390	NUT,PISTON	1	1 -								
31A	35104-70190	SCREW,SET	1	1 -								
32A	43956-71820	BOLT, SOCKET	12	1 -								
33A	35104-70240	SCREW,SET	1	1 -								
34A	41530-75920	PLUG	2	1 -								
35A	47131-78280	RING,O	2	1 -								
36A	34044-71400	SEAL,DUST	4	1 -								
37A	49327-75070	SEAL KIT	1	1 -				QK1				FR ROD COVER
38A	49327-75080	SEAL KIT	1	1 -					QK2			FR PISTON
51A	47195-70290	RING,BUFFER	1	1 -					K1			
52A	39661-70620	PACKING,U	1	1 -					K1			
53A	34044-71290	SEAL,DUST	1	1 -					K1			
54A	47131-78570	RING,O	1	1 -					K1			
55A	47194-72140	RING,BACK-UP	1	1 -					K1			
56A	47131-78580	RING,O	1	1 -					K1			
57A	47131-78590	RING,O	1	1 -					K1	K2		
58A	34046-70120	SEAL,PISTON	1	1 -						K2		
59A	47171-71030	RING,WEAR	1	1 -						K2		
60A	34044-71300	SEAL,DUST	2	1 -						K2		
62A	47194-72150	RING,BACK-UP	2	1 -						K2		

# TILT CYLINDER (RH)



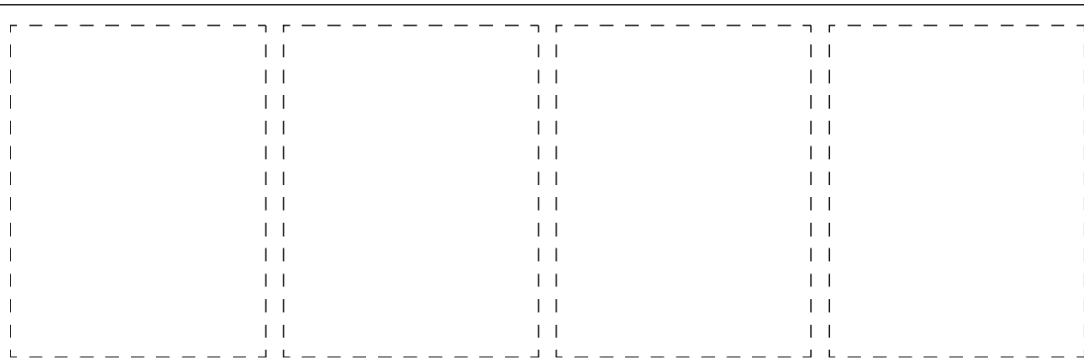
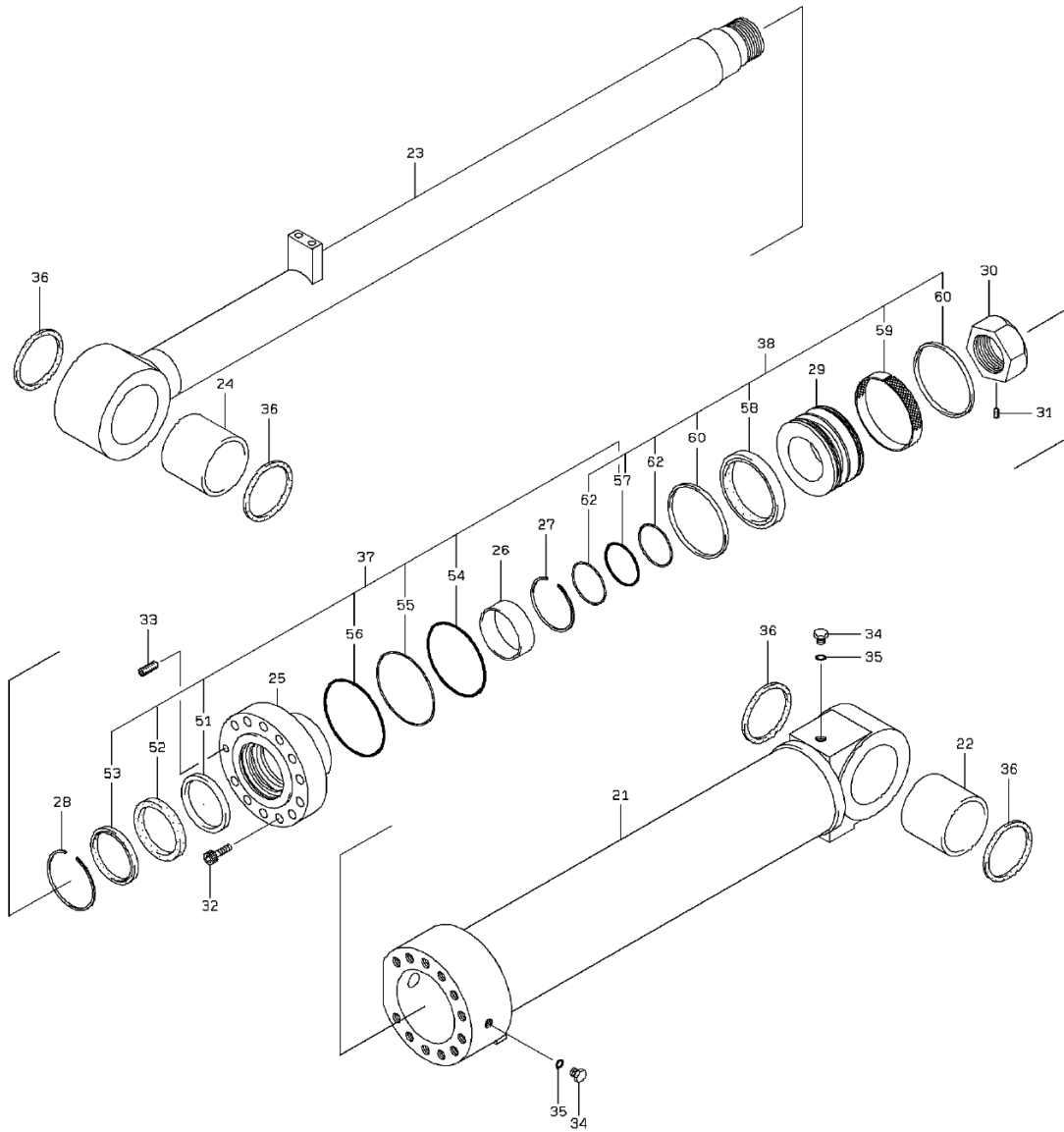
Indicated S/No. (Part list)	JPN Spec.	USA Spec.	EU Spec.
131116 -	0108 -	5061 -	9008 -



## TILT CYLINDER (RH)

SYM-BOL	PART NUMBER	PART NAME	UNIT Q, TY	SERIAL		REMARKS								
				(A)	(B)	N	P	D	(A)	(B)	(C)	(D)	REMARKS	
000A	34820-67940	CYLINDER ASSY,OIL	1	1	-									
21A	36725-74180	TUBE,CYLINDER	1	1	-									
22A	40840-73610	BUSHING	1	1	-									
23A	45871-70660	ROD ASSY	1	1	-									
23B	45871-70860	ROD ASSY	1	131116	-									
24A	40840-73610	BUSHING	1	1	-									
25A	31289-71390	COVER,ROD	1	1	-									
26A	40840-73620	BUSHING	1	1	-									
27A	45323-70410	RING,RETAINER	1	1	-									
28A	45323-70330	RING,RETAINER	1	1	-									
29A	39960-72880	PISTON	1	1	-									
30A	37636-70390	NUT,PISTON	1	1	-									
31A	35104-70190	SCREW,SET	1	1	-									
32A	43956-71820	BOLT, SOCKET	12	1	-									
33A	35104-70240	SCREW,SET	1	1	-									
34A	41530-75920	PLUG	2	1	-									
35A	47131-78280	RING,O	2	1	-									
36A	34044-71400	SEAL,DUST	4	1	-									
37A	49327-75070	SEAL KIT	1	1	-						QK1			FR ROD COVER
38A	49327-75080	SEAL KIT	1	1	-						QK2			FR PISTON
51A	47195-70290	RING,BUFFER	1	1	-						K1			
52A	39661-70620	PACKING,U	1	1	-						K1			
53A	34044-71290	SEAL,DUST	1	1	-						K1			
54A	47131-78570	RING,O	1	1	-						K1			
55A	47194-72140	RING,BACK-UP	1	1	-						K1			
56A	47131-78580	RING,O	1	1	-						K1			
57A	47131-78590	RING,O	1	1	-						K1	K2		
58A	34046-70120	SEAL,PISTON	1	1	-							K2		
59A	47171-71030	RING,WEAR	1	1	-							K2		
60A	34044-71300	SEAL,DUST	2	1	-							K2		
62A	47194-72150	RING,BACK-UP	2	1	-							K2		

# TILT CYLINDER / (HIGH LIFT ARM SPEC.)

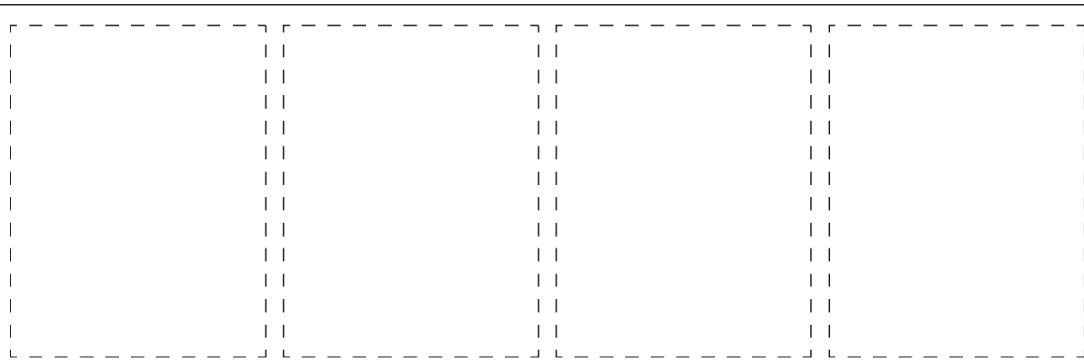
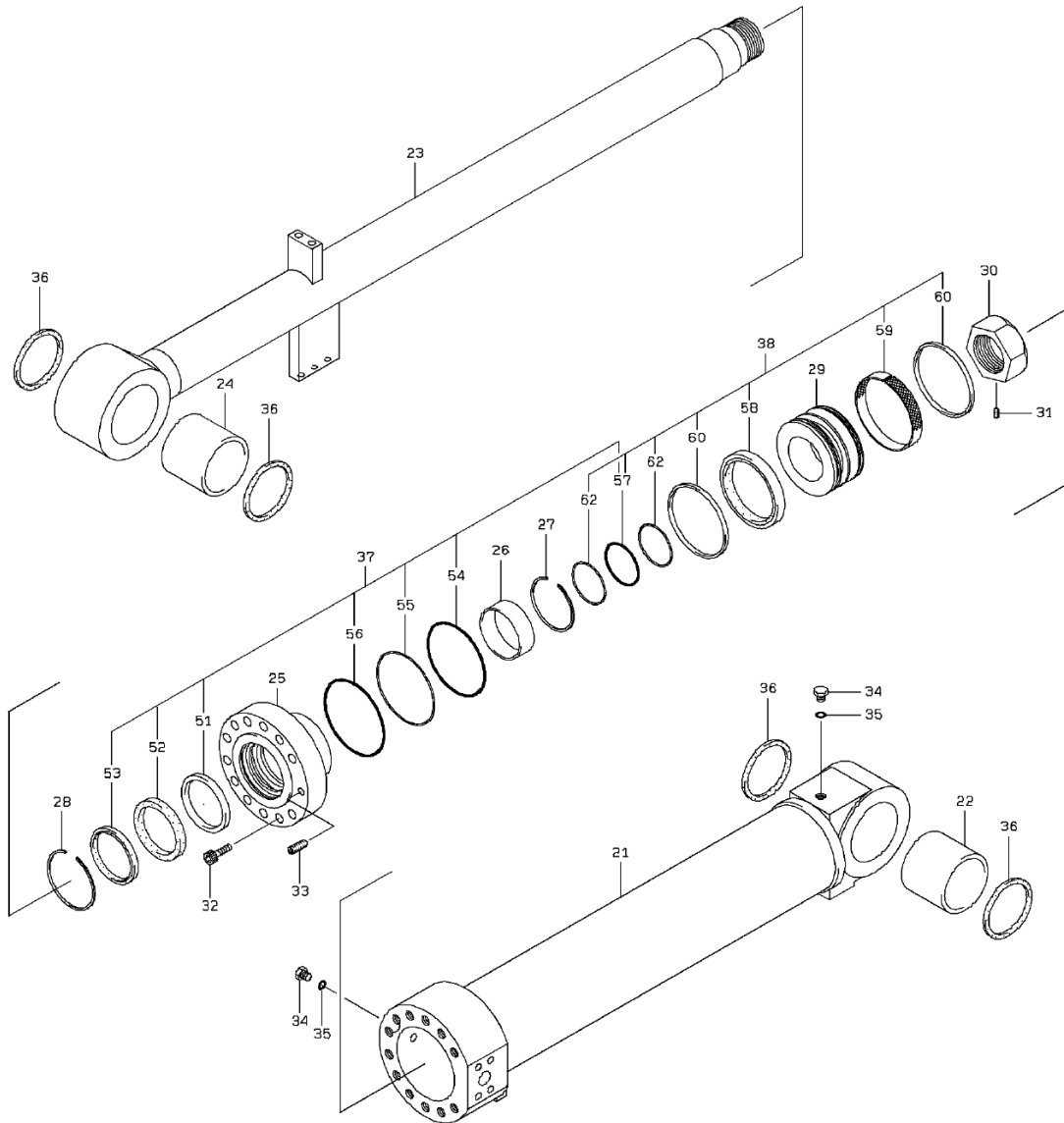


1-A

## TILT CYLINDER /(HIGH LIFT ARM SPEC.)

SYM-BOL	PART NUMBER	PART NAME	UNIT Q,TY	SERIAL (A) - (B)	REMARKS							
					N	P	D	(A)	(B)	(C)	(D)	REMARKS
000A	34820-68940	CYLINDER ASSY,OIL	1	1 -								
21A	36725-74190	TUBE,CYLINDER	1	1 -								
22A	40840-73610	BUSHING	1	1 -								
23A	45871-70930	ROD ASSY	1	1 -								
24A	40840-73610	BUSHING	1	1 -								
25A	31289-71390	COVER,ROD	1	1 -								
26A	40840-73620	BUSHING	1	1 -								
27A	45323-70410	RING,RETAINER	1	1 -								
28A	45323-70330	RING,RETAINER	1	1 -								
29A	39960-72880	PISTON	1	1 -								
30A	37636-70390	NUT,PISTON	1	1 -								
31A	35104-70190	SCREW,SET	1	1 -								
32A	43956-71820	BOLT,SOCKET	12	1 -								
33A	35104-70240	SCREW,SET	1	1 -								
34A	41530-75920	PLUG	2	1 -								
35A	47131-78280	RING,O	2	1 -								
36A	34044-71400	SEAL,DUST	4	1 -								
37A	49327-75070	SEAL KIT	1	1 -					QK1			FR ROD COVER
38A	49327-75080	SEAL KIT	1	1 -						QK2		FR PISTON
51A	47195-70290	RING,BUFFER	1	1 -					K1			
52A	39661-70620	PACKING,U	1	1 -					K1			
53A	34044-71290	SEAL,DUST	1	1 -					K1			
54A	47131-78570	RING,O	1	1 -					K1			
55A	47194-72140	RING,BACK-UP	1	1 -					K1			
56A	47131-78580	RING,O	1	1 -					K1			
57A	47131-78590	RING,O	1	1 -					K1	K2		
58A	34046-70120	SEAL,PISTON	1	1 -						K2		
59A	47171-71030	RING,WEAR	1	1 -						K2		
60A	34044-71300	SEAL,DUST	2	1 -						K2		
62A	47194-72150	RING,BACK-UP	2	1 -						K2		

# TILT CYLINDER / (HIGH LIFT ARM SPEC.)



1-A

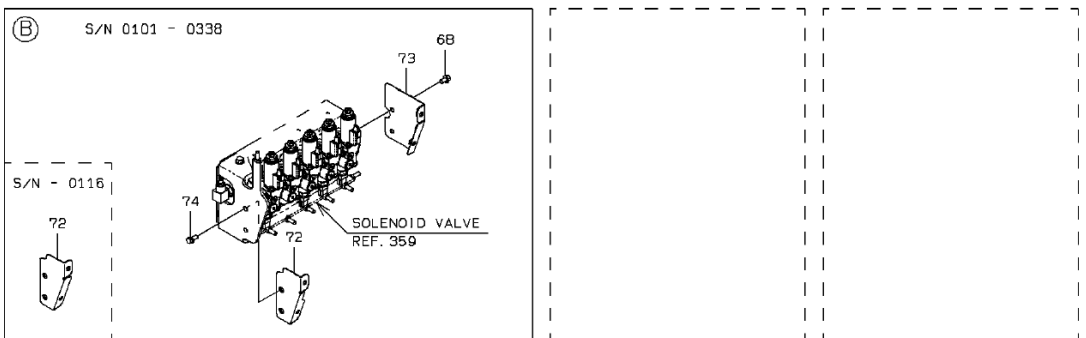
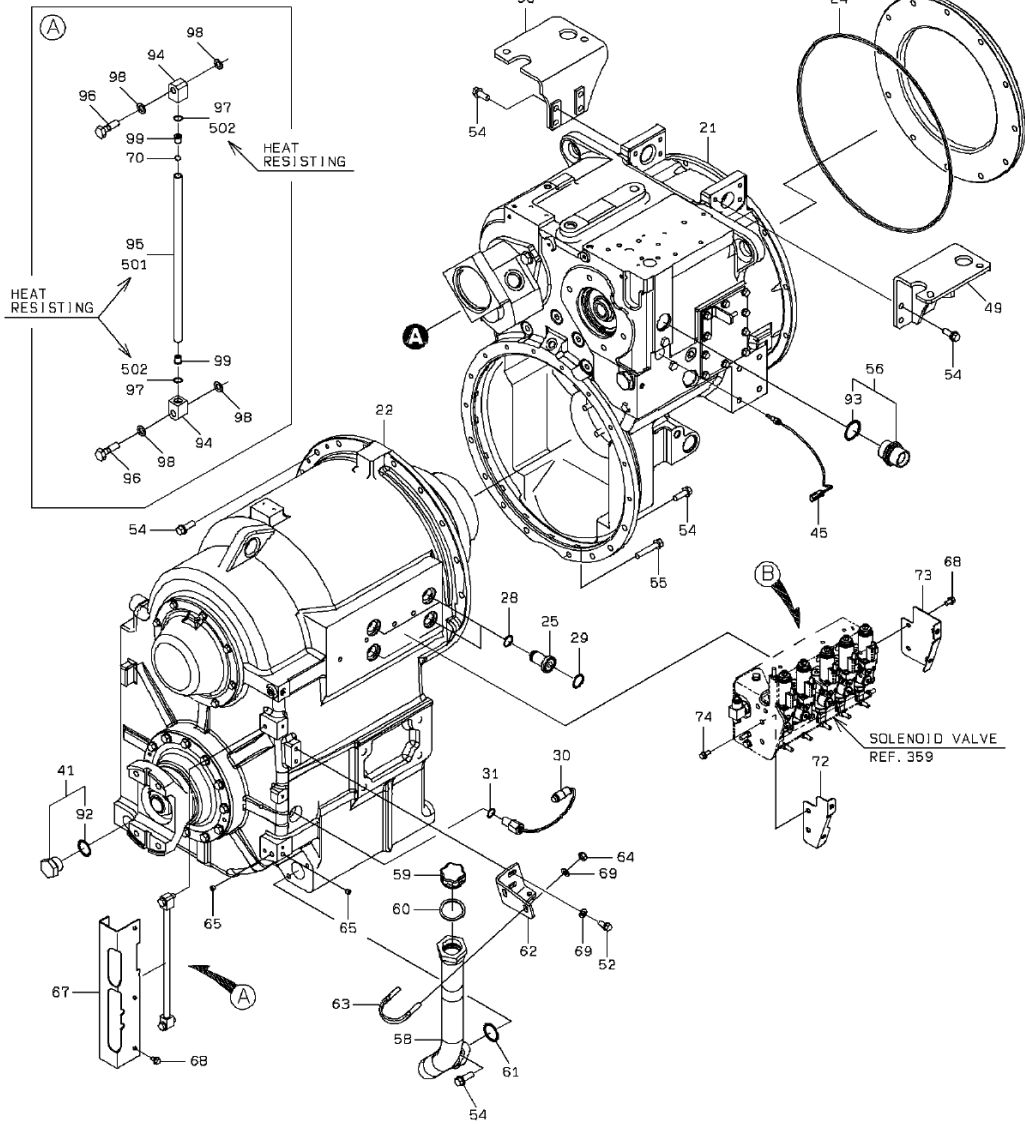
## TILT CYLINDER /(HIGH LIFT ARM SPEC.)

SYM-BOL	PART NUMBER	PART NAME	UNIT Q,TY	SERIAL (A) - (B)	REMARKS							
					N	P	D	(A)	(B)	(C)	(D)	REMARKS
000A	34820-68950	CYLINDER ASSY,OIL	1	1 -								
21A	36725-74180	TUBE,CYLINDER	1	1 -								
22A	40840-73610	BUSHING	1	1 -								
23A	45871-70940	ROD ASSY	1	1 -								
24A	40840-73610	BUSHING	1	1 -								
25A	31289-71390	COVER,ROD	1	1 -								
26A	40840-73620	BUSHING	1	1 -								
27A	45323-70410	RING,RETAINER	1	1 -								
28A	45323-70330	RING,RETAINER	1	1 -								
29A	39960-72880	PISTON	1	1 -								
30A	37636-70390	NUT,PISTON	1	1 -								
31A	35104-70190	SCREW,SET	1	1 -								
32A	43956-71820	BOLT,SOCKET	12	1 -								
33A	35104-70240	SCREW,SET	1	1 -								
34A	41530-75920	PLUG	2	1 -								
35A	47131-78280	RING,O	2	1 -								
36A	34044-71400	SEAL,DUST	4	1 -								
37A	49327-75070	SEAL KIT	1	1 -					QK1			FR ROD COVER
38A	49327-75080	SEAL KIT	1	1 -						QK2		FR PISTON
51A	47195-70290	RING,BUFFER	1	1 -					K1			
52A	39661-70620	PACKING,U	1	1 -					K1			
53A	34044-71290	SEAL,DUST	1	1 -					K1			
54A	47131-78570	RING,O	1	1 -					K1			
55A	47194-72140	RING,BACK-UP	1	1 -					K1			
56A	47131-78580	RING,O	1	1 -					K1			
57A	47131-78590	RING,O	1	1 -					K1	K2		
58A	34046-70120	SEAL,PISTON	1	1 -						K2		
59A	47171-71030	RING,WEAR	1	1 -						K2		
60A	34044-71300	SEAL,DUST	2	1 -						K2		
62A	47194-72150	RING,BACK-UP	2	1 -						K2		

# TRANSMISSION

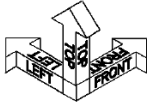
(T/M TYPE : PT315N01)

(注記) : シリアルナンバーはトランスミッションのシリアルナンバーを示します。  
 (NOTE) : SERIAL NUMBER INDICATES THE TRANSMISSION SERIAL NUMBER.

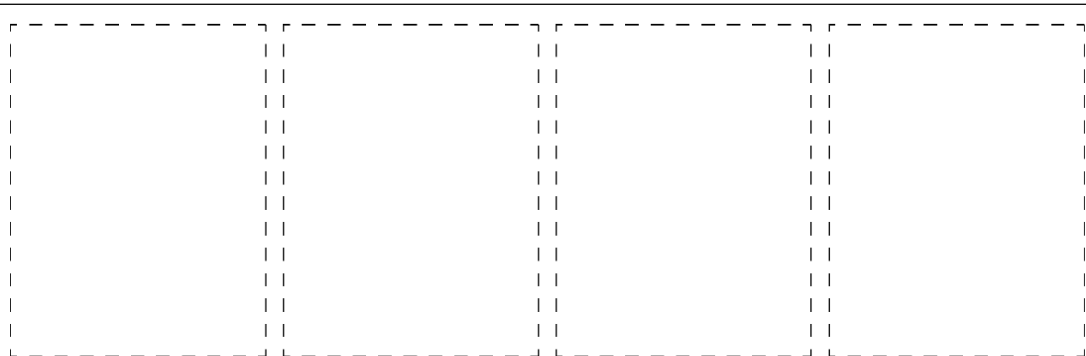
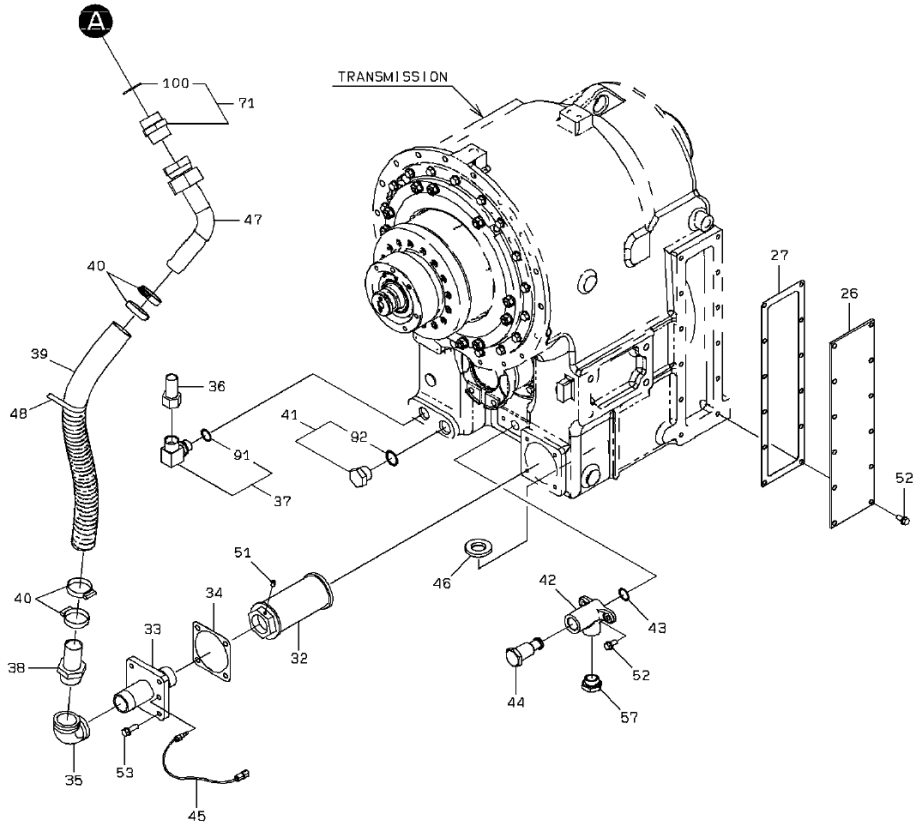


# TRANSMISSION

(T/M TYPE : PT315N01)



(注記) : シリアルナンバーはトランスミッションのシリアルナンバーを示します。  
(NOTE) : SERIAL NUMBER INDICATES THE TRANSMISSION SERIAL NUMBER.



2-B

## TRANSMISSION

SYM-BOL	PART NUMBER	PART NAME	UNIT Q,TY	SERIAL		REMARKS										
				(A)	(B)	N	P	D	(A)	(B)	(C)	(D)	REMARKS			
000A	37421-21930	TRANSMISSION ASSY	1	101	-											
21A	37430-21810	TORQUER CONVERTER	1	101	-											REF.321
22A	37420-21800	TRANSMISSION	1	101	-											REF.303
23A	32400-26120	GEAR	1	101	-											
24A	47131-21950	RING,O	1	101	-											(K)
25A	35750-20460	SLEEVE	4	101	-											
26A	41620-36690	PLATE	1	101	-											
27A	31990-26910	GASKET	1	101	-											(K)
28A	65210-18020	RING,O	4	101	-											(K)
29A	65210-18024	RING,O	4	101	-											(K)
30A	35051-60080	SWITCH,PROXIMITY	1	101	-											
31A	31990-20970	GASKET	1	101	-											(K)
32A	40330-60040	FILTER	1	101	-											
33A	38775-40590	PIPE,OIL	1	101	-											
34A	31990-28430	GASKET	1	101	-											(K)
35A	69203-14000	FITTING,ELBOW	1	101	-											
36A	88511-03160	NIPPLE,HOSE	1	101	-											
37A	30241-25430	ADAPTER,ELBOW	1	101	-								Y03			
38A	88511-01240	NIPPLE,HOSE	1	101	-											
39A	67059-38000	HOSE	1 M	101	-											L=700
40A	69002-05700	BAND,HOSE	4	101	-											
41A	88390-21316	PLUG	2	101	-					Y01						
42A	41410-39750	BLOCK	1	101	-											
43A	65210-26035	RING,O	1	101	-											(K)
44A	30230-29400	ADAPTER	1	101	-											
45A	35829-60140	SENSOR,TEMPERATURE	2	101	-											
46A	44160-60010	MAGNET	1	101	-											
47A	38775-42420	PIPE,OIL	1	101	-	314										
47B	38775-46820	PIPE,OIL	1	315	-			C								
48A	69081-23000	TUBE,SPIRAL	1 M	101	-											L=700
49A	40903-26020	BRACKET	1	101	-											
50A	40903-26030	BRACKET	1	101	-											
51A	61131-05010	BOLT,SOCKET	1	101	-											
52A	61802-10020	BOLT,FLANGED	16	101	-											
53A	61802-10030	BOLT,FLANGED	4	101	-											
54A	61802-12035	BOLT,FLANGED	26	101	-											
55A	61802-12065	BOLT,FLANGED	2	101	-											
56A	30230-29030	ADAPTER	1	101	-	116					Y02					
56B	88201-06720	ADAPTER	1	117	-			B			Y02					
57A	41530-21070	PLUG	1	101	-											
58A	38775-39980	PIPE,OIL	1	101	-											
59A	32210-20910	CAP	1	101	-											
60A	47119-20230	RING,SQUARE	1	101	-											(K)
61A	65220-41003	RING,O	1	101	-											(K)
62A	41754-28960	PLATE	1	101	-											
63A	43962-20050	BOLT,U	1	101	-											
64A	88031-06101	NUT,SELF-LOCKING	2	101	-											
65A	88390-16102	PLUG	2	101	-											PT 1/8
67A	41752-50480	PLATE	1	101	-											
68A	61802-08012	BOLT,FLANGED	5	101	-											
69A	62701-40101	WASHER,PLANE	4	101	-											
70A	40740-20050	FLOAT	1	101	-											
71A	88201-06724	ADAPTER	1	101	-								Y04			
72A	31206-28980	COVER	1	101	-	116										
72B	31206-29710	COVER	1	117	-	338			C							
72C	31206-34500	COVER	1	339	-				B							
73A	31206-28990	COVER	1	101	-	338										
73B	31206-34520	COVER	1	339	-				C							
74A	61802-08016	BOLT,FLANGED	2	101	-	116										
74B	61802-08020	BOLT,FLANGED	2	117	-				B							
91A	65210-12024	RING,O	1	101	-							01	03			(K)
92A	65210-12029	RING,O	1	101	-											(K)
93A	65210-12038	RING,O	1	101	-								02			(K)
94A	41410-90010	BLOCK	2	101	-											
95A	36700-20670	TUBE	1	101	-											
96A	43953-90010	BOLT,JOINT	2	101	-											

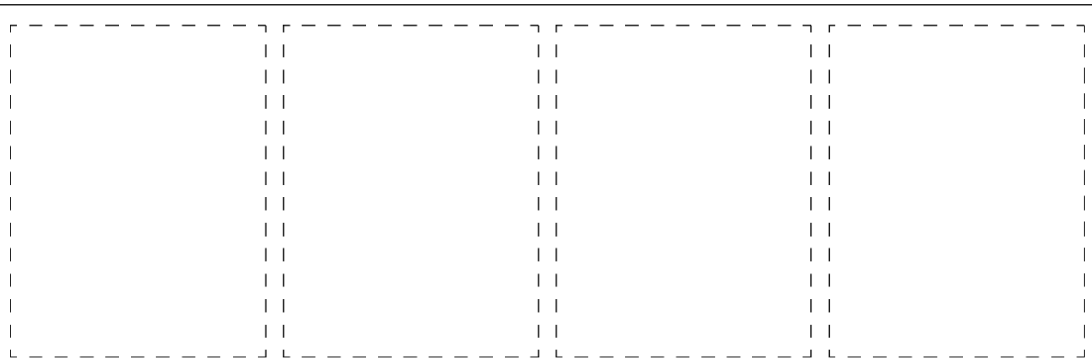
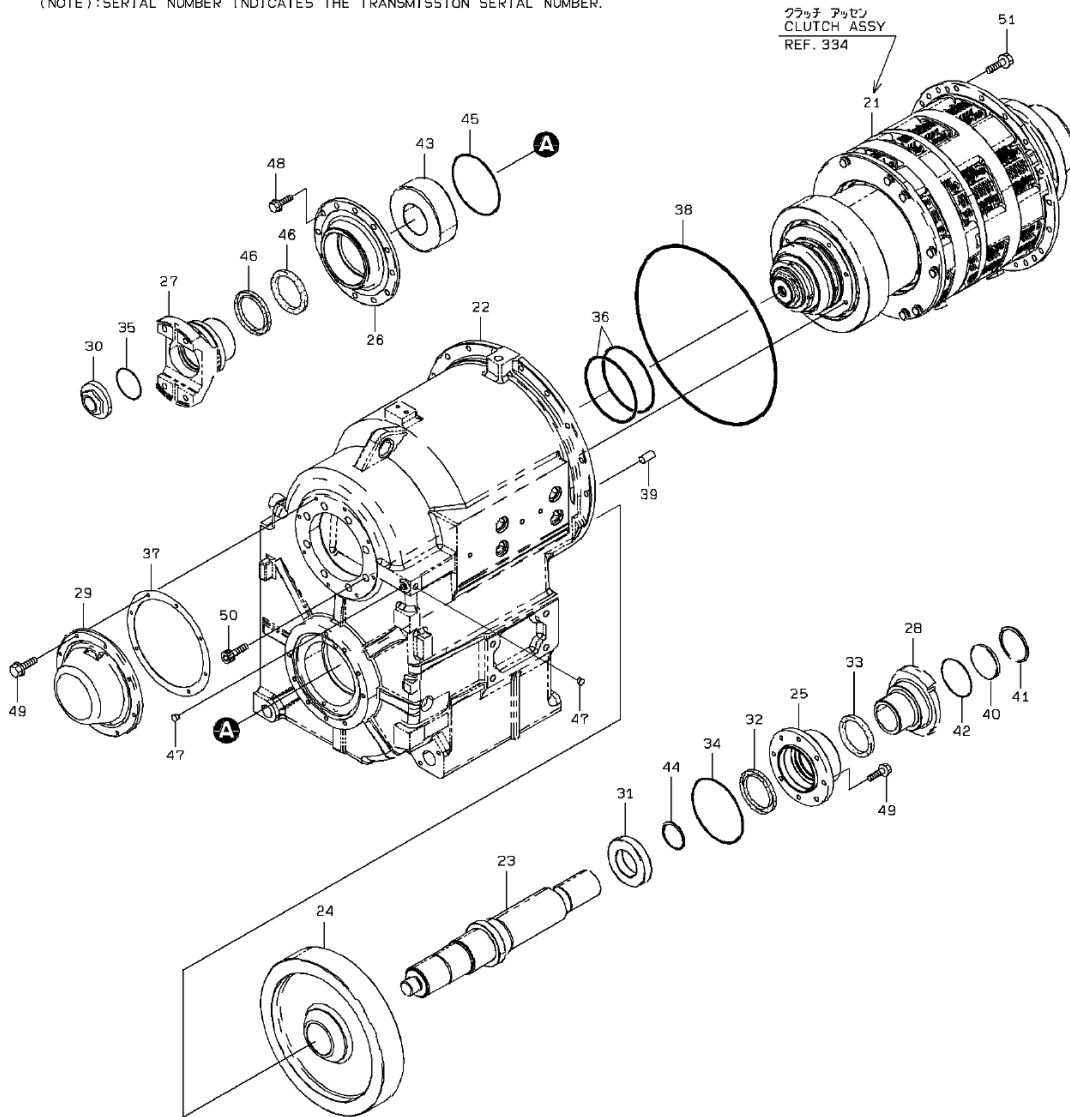
**TRANSMISSION**

SYM-BOL	PART NUMBER	PART NAME	UNIT Q,TY	SERIAL (A) - (B)	REMARKS						
					N	P	D	(A)	(B)	(C)	(D)
97A	47131-90010	RING,O	2	101 -							
98A	46023-90010	WASHER,SEAL	4	101 -							(K)
99A	35750-90010	SLEEVE	2	101 - 157							
99B	35750-25740	SLEEVE	2	158 -							
100A	65210-12044	RING,O	1	101 -							04 (K)
501A	33258-20350	GAUGE,LEVEL	1	101 -							OPT HEAT RESISTING
502A	47131-21930	RING,O	2	101 -							(K)OPT HEAT RESISTIN

# TRANSMISSION ASSY

(T/M TYPE : PT315N01)

(注) : シリアルナンバーはトランスミッションのシリアルナンバーを示します。  
 (NOTE) : SERIAL NUMBER INDICATES THE TRANSMISSION SERIAL NUMBER.



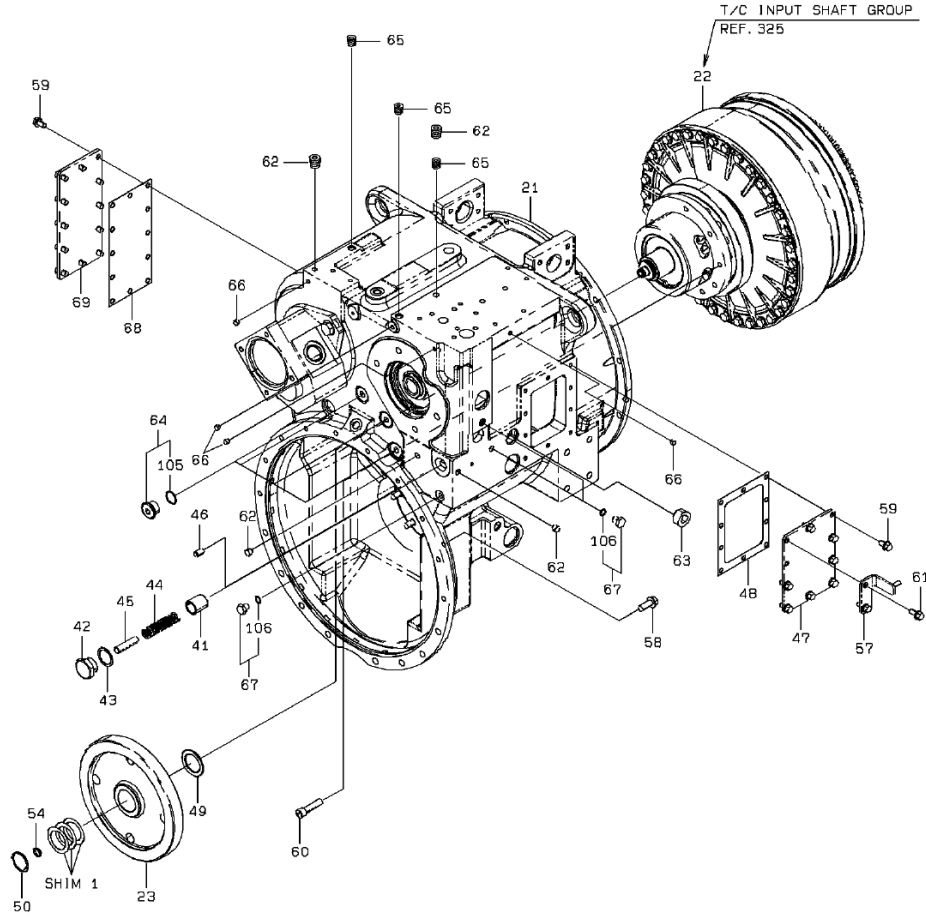
## TRANSMISSION ASSY

SYM-BOL	PART NUMBER	PART NAME	UNIT Q,TY	SERIAL (A) - (B)	REMARKS							
					N	P	D	(A)	(B)	(C)	(D)	REMARKS
000A	37420-21800	TRANSMISSION	1	101 -								
21A	32872-22000	CLUTCH ASSY	1	101 -								REF.334
22A	37900-27290	HOUSING	1	101 -								
23A	34501-22440	SHAFT ASSY	1	101 -								
24A	32400-24640	GEAR	1	101 -								
25A	44953-20230	RETAINER,SEAL	1	101 -								
26A	44953-20880	RETAINER,SEAL	1	101 -								
27A	44621-21970	YOKE,FLANGE	1	101 -								
28A	40510-21370	FLANGE	1	101 -								
29A	31210-22800	COVER	1	101 -								
30A	37600-20250	NUT	1	101 -								
31A	78101-06214	BEARING,BALL	1	101 -								
32A	34042-70440	SEAL,OIL	1	101 -								(K)
33A	34043-70010	SEAL,GREASE	1	101 -								(K)
34A	65210-22125	RING,O	1	101 -								(K)
35A	47131-20830	RING,O	1	101 -								(K)
36A	47131-20320	RING,O	2	101 -								(K)
37A	31990-27610	GASKET	1	101 -								(K)
38A	47131-20800	RING,O	1	101 -								(K)
39A	40010-20090	PIN,STRAIGHT	2	101 -								
40A	31241-20060	COVER ASSY	1	101 -								
41A	63812-00090	RING,SNAP	1	101 -								
42A	65210-22090	RING,O	1	101 -								(K)
43A	42003-60740	BEARING,ROLLER	1	101 -								
44A	63811-00070	RING,SNAP	1	101 -								(K)
45A	47131-20890	RING,O	1	101 -								(K)
46A	34042-60350	SEAL,OIL	2	101 -								(K)
47A	88390-16106	PLUG	2	101 -								PT 3/8
48A	61802-12025	BOLT,FLANGED	12	101 -								
49A	61802-10030	BOLT,FLANGED	16	101 -								
50A	61101-12040	BOLT,SOCKET	8	101 -								
51A	61802-12030	BOLT,FLANGED	18	101 -								


# TORQUE CONVERTER MOUNT

(T/M TYPE : PT315N01)

(注) : シリアルナンバーはトランスミッションのシリアルナンバーを示します。  
 (NOTE) : SERIAL NUMBER INDICATES THE TRANSMISSION SERIAL NUMBER.



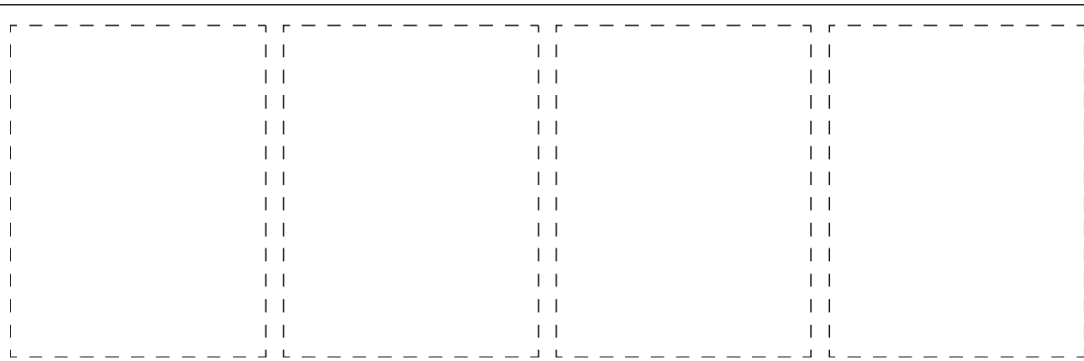
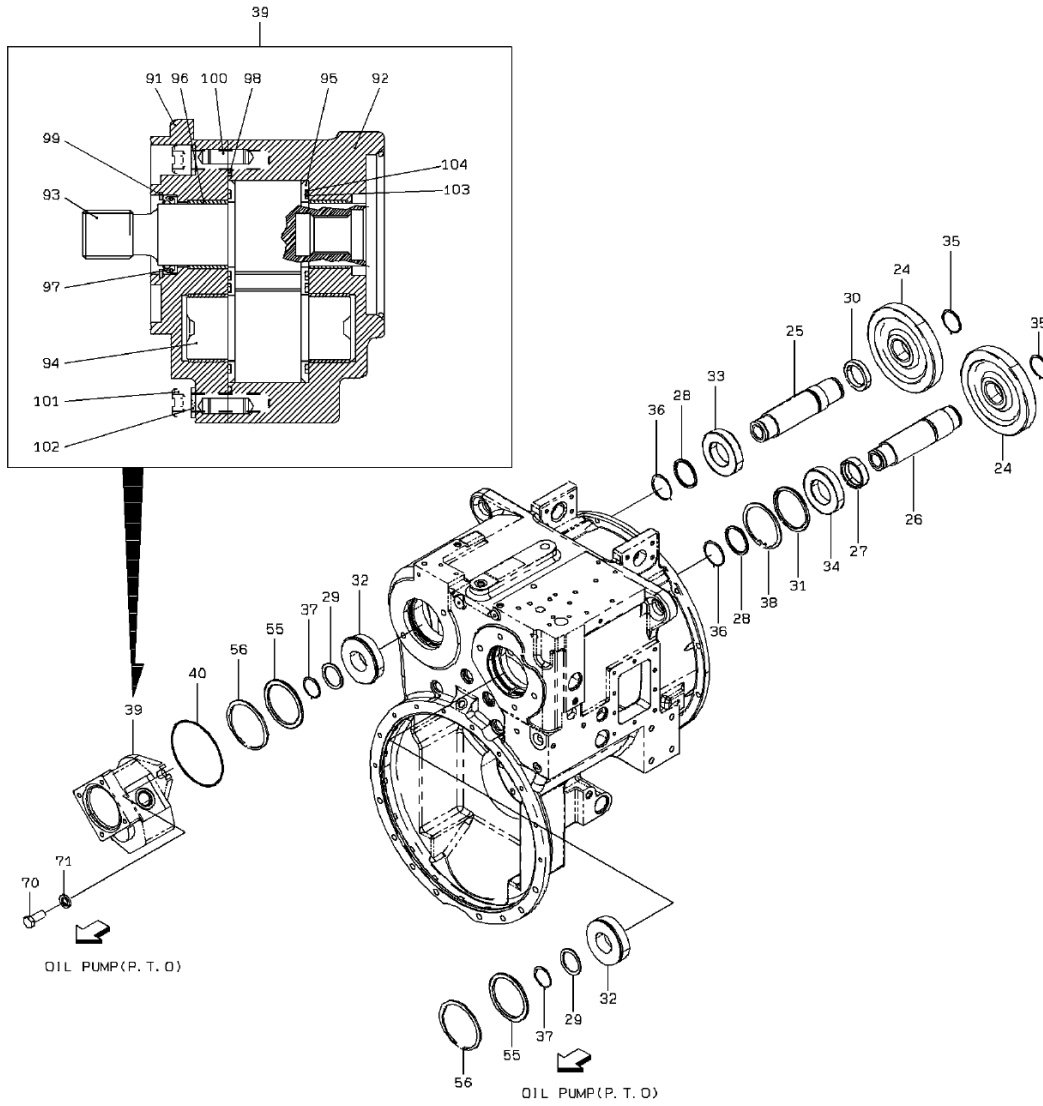
SHIM 1	
51	T=0.1
52	T=0.2
53	T=0.3



# TORQUE CONVERTER MOUNT

{T/M TYPE : PT315N01}

(注配) : シリアルナンバーはトランスミッションのシリアルナンバーを示します。  
 (NOTE) : SERIAL NUMBER INDICATES THE TRANSMISSION SERIAL NUMBER.



2-B

## TORQUE CONVERTER MOUNT

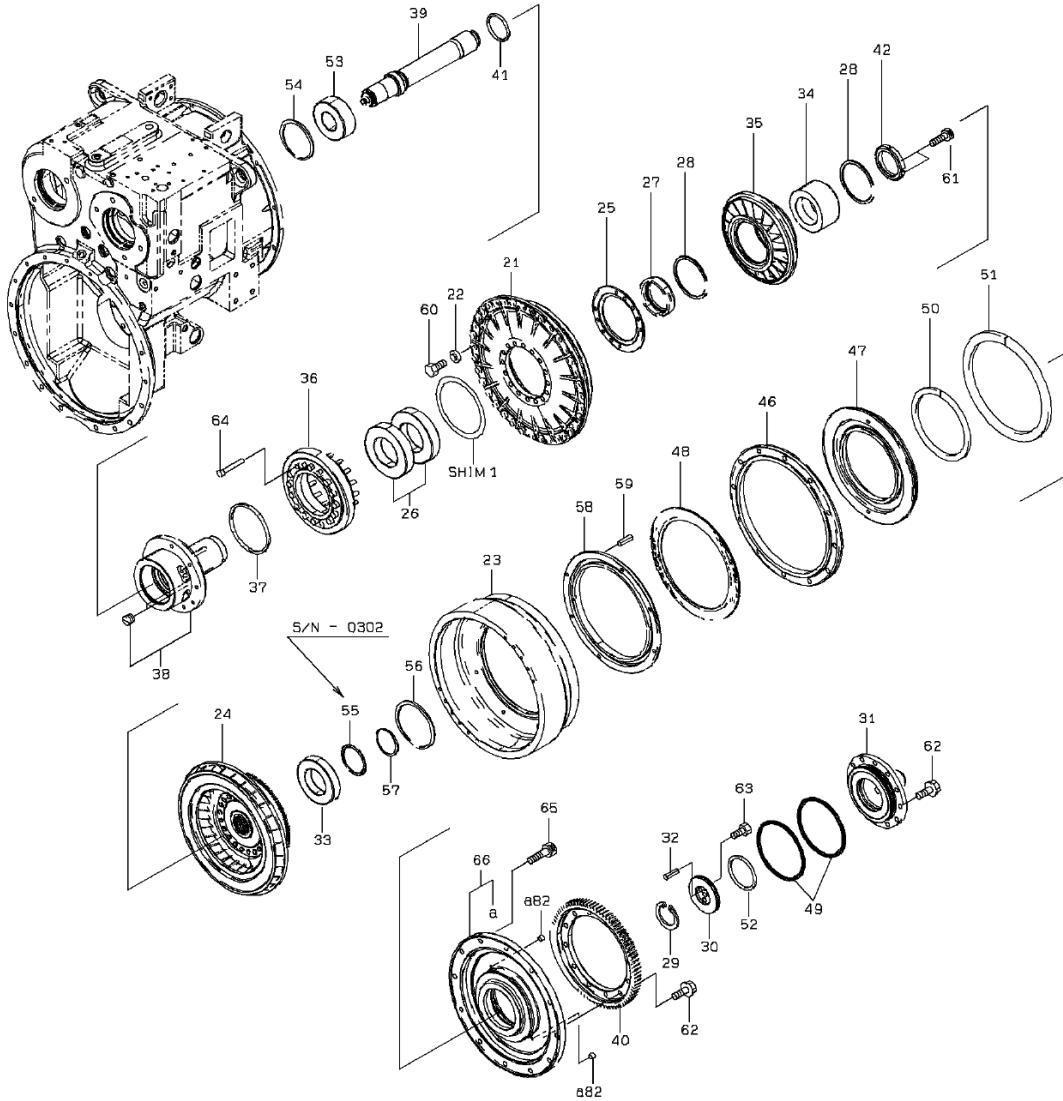
SYM-BOL	PART NUMBER	PART NAME	UNIT Q,TY	SERIAL		REMARKS								
				(A)	(B)	N	P	D	(A)	(B)	(C)	(D)	REMARKS	
000A	37430-21810	TORQUR CONVERTER	1	101	-									
21A	37900-26980	HOUSING	1	101	-									
22A	37419-20310	TRQ CONV SUB ASSY	1	101	-									REF.325
23A	32400-26220	GEAR	1	101	-									
24A	32400-25800	GEAR	2	101	-									
25A	34500-28300	SHAFT	1	101	-									
26A	34500-28530	SHAFT	1	101	-									
27A	45200-30390	RING	1	101	-									
28A	46000-22210	WASHER	2	101	-									
29A	46000-23050	WASHER	2	101	-									
30A	45200-30400	RING	1	101	-									
31A	45200-30360	RING	1	101	-									
32A	42001-60670	BEARING,BALL	2	101	-									
33A	42001-60480	BEARING,BALL	1	101	-									
34A	42003-60720	BEARING,ROLLER	1	101	-									
35A	63811-00055	RING,SNAP	2	101	-									
36A	63811-00060	RING,SNAP	2	101	-									
37A	63811-00050	RING,SNAP	2	101	-									
38A	63812-00110	RING,SNAP	1	101	-									
39A	44083-62100	PUMP ASSY,OIL	1	101	-				Y01					
40A	65210-22125	RING,O	1	101	-									(K)
41A	41585-20020	PLUNGER	1	101	-									
42A	41530-21070	PLUG	1	101	-									
43A	31990-23090	GASKET	1	101	-									(K)
44A	35600-23920	SPRING	1	101	-									
45A	35750-24920	SLEEVE	1	101	-									
46A	40010-20190	PIN,STRAIGHT	1	101	-									
47A	41711-52970	PLATE	1	101	-									
48A	31990-27580	GASKET	1	101	-									(K)
49A	46000-23420	WASHER	1	101	-									
50A	63811-00042	RING,SNAP	1	101	-									
51A	34200-25900	SHIM	2	101	-									
52A	34200-25910	SHIM	2	101	-									T=0.2
53A	34200-25920	SHIM	1	101	-									
54A	45301-60480	RING,PISTON	1	101	-									(K)
55A	45200-30350	RING	2	101	-									
56A	63812-00120	RING,SNAP	2	101	-									
57A	41753-52950	PLATE	1	101	-									
58A	61802-12030	BOLT,FLANGED	5	101	-									
59A	61802-10016	BOLT,FLANGED	20	101	-									
60A	61101-12050	BOLT,SOCKET	9	101	-									
61A	61802-10020	BOLT,FLANGED	2	101	-									
62A	88390-16104	PLUG	4	101	-									PT 1/4
63A	88390-16116	PLUG	1	101	-									PT 1
64A	88390-21512	PLUG	4	101	-				Y02					
65A	41530-21710	ORIFICE	3	101	-									
66A	88390-16102	PLUG	4	101	-									PT 1/8
67A	88390-21304	PLUG	3	101	-	327				Y03				
67B	80018-85002	PLUG	3	328	-			C		Y03				
68A	41752-43260	PLATE	1	101	-									
69A	31990-28280	GASKET	1	101	-									(K)
70A	61033-16040	BOLT	2	101	-									
71A	62710-18161	WASHER,PLANE	2	101	-									
91A	40600-71170	FRAME	1	101	-				01					
92A	40600-71180	FRAME	1	101	-				01					
93A	32428-70620	GEAR,DRIVE	1	101	-				01					
94A	32411-70080	GEAR,IDLE	1	101	-				01					
95A	41645-70630	PLATE	2	101	-				01					
96A	40840-73450	BUSHING	4	101	-				01					
97A	34042-71740	SEAL,OIL	1	101	-				01					
98A	47131-78770	RING,O	1	101	-				01					
99A	45311-71810	RING,SNAP	1	101	-				01					
100A	40010-70430	PIN,STRAIGHT	2	101	-				01					
101A	43956-71910	BOLT,SOCKET	8	101	-				01					
102A	46013-70850	WASHER,SPRING	8	101	-				01					
103A	47131-78780	RING,O	2	101	-				01					




# TORQUE CONVERTER

(T/M TYPE : PT315N01)

(注) : シリアルナンバーはトランスミッションのシリアルナンバーを示します。  
 (NOTE) : SERIAL NUMBER INDICATES THE TRANSMISSION SERIAL NUMBER.



SHIM 1	
43	T=0.1
44	T=0.2
45	T=0.3



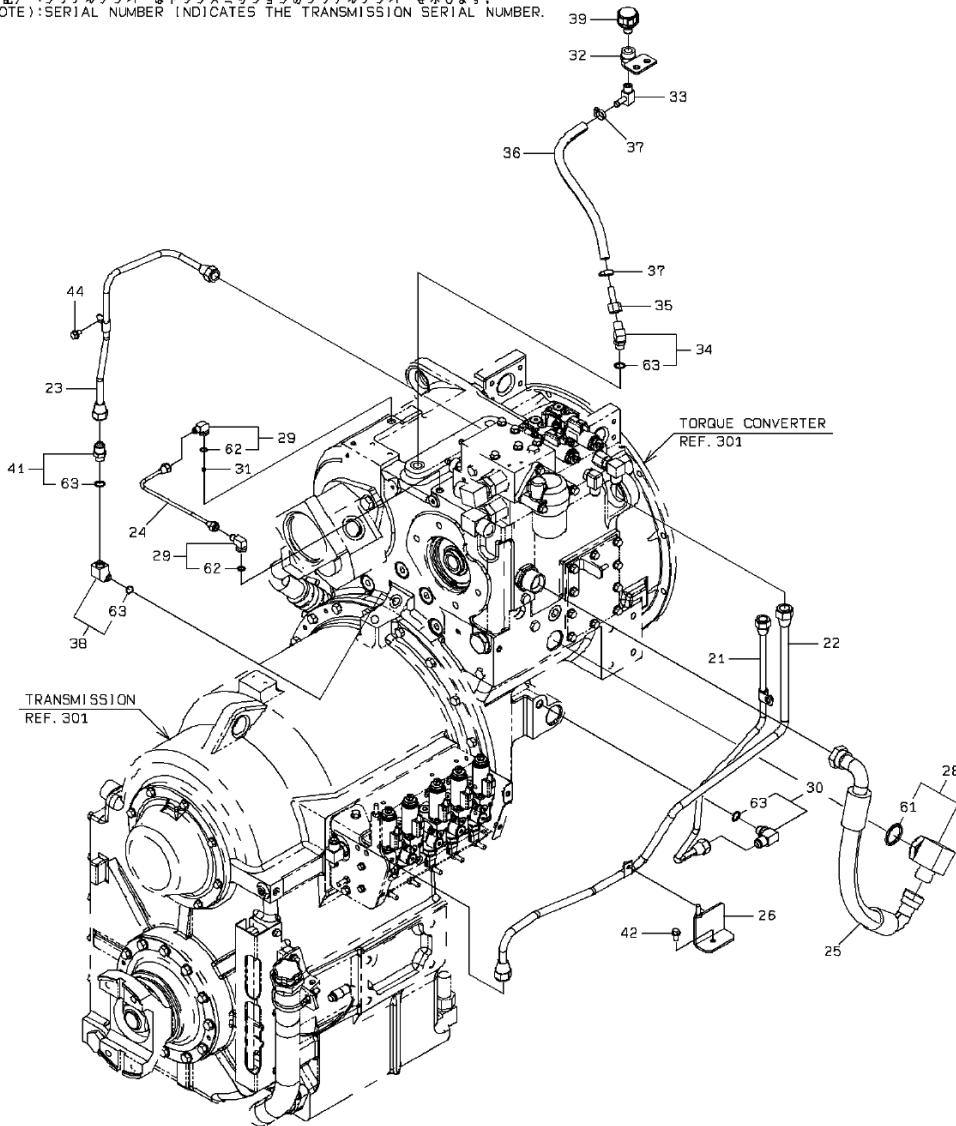
## TORQUE CONVERTER

SYM-BOL	PART NUMBER	PART NAME	UNIT Q,TY	SERIAL		REMARKS						
				(A)	(B)	N	P	D	(A)	(B)	(C)	(D)
000A	37419-20310	TRQ CONV SUB ASSY	1	101	-							
21A	30725-20520	IMPELLER,PUMP	1	101	-							
22A	46011-22190	WASHER,PLANE	36	101	-							
23A	31281-20520	COVER,DRIVE	1	101	-							
24A	30721-20350	IMPELLER ASSY,TURBINE	1	101	-	302						
24B	30721-20400	IMPELLER ASSY,TURBINE	1	303	-		C					
25A	38050-21050	HUB	1	101	-							
26A	42001-60150	BEARING,BALL	1	101	-							
27A	35700-20910	SPACER	1	101	-							
28A	45311-20580	RING,SNAP	2	101	-							
29A	63812-00060	RING,SNAP	1	101	-							
30A	44953-20450	RETAINER,SEAL	1	101	-							
31A	31930-21260	GUIDE	1	101	-							
32A	63011-06018	PIN,SPRING	1	101	-							
33A	78101-06216	BEARING,BALL	1	101	-							
34A	43783-20030	BOSS,STATOR	1	101	-							
35A	35200-20420	STATOR	1	101	-							
36A	32437-20260	GEAR,PUMP BOSS	1	101	-							
37A	45301-60180	RING,PISTON	1	101	-							(K)
38A	34507-20470	SHAFT ASSY,STATOR	1	101	-							
39A	34527-20650	SHAFT,TURBINE	1	101	-							
40A	32400-24660	GEAR	1	101	-							
41A	45301-60190	RING,PISTON	1	101	-							(K)
42A	37600-25250	NUT	1	101	-							
43A	34200-27340	SHIM	1	101	-							
44A	34200-27350	SHIM	1	101	-							T=0.2
45A	34200-27360	SHIM	1	101	-							
46A	32400-26290	GEAR	1	101	-							
47A	39960-22290	PISTON	1	101	-							
48A	37213-60290	DISC,FRICITION	1	101	-							
49A	47131-21660	RING,O	2	101	-							(K)
50A	45301-60230	RING,PISTON	1	101	-							(K)
51A	45301-60260	RING,PISTON	1	101	-							(K)
52A	45301-60410	RING,PISTON	1	101	-							(K)
53A	42003-60150	BEARING,ROLLER	1	101	-							
54A	63812-00120	RING,SNAP	1	101	-							
55A	45200-28760	RING	1	101	-	302	D					
56A	63812-00140	RING,SNAP	1	101	-							
57A	63811-00080	RING,SNAP	1	101	-							
58A	35700-22740	SPACER	1	101	-							
59A	63011-10016	PIN,SPRING	8	101	-							
60A	61013-10025	BOLT	36	101	-							
61A	61101-05010	BOLT,SOCKET	2	101	-							
62A	61802-12030	BOLT,FLANGED	24	101	-							
63A	61057-10020	BOLT	3	101	-							
64A	61101-12080	BOLT,SOCKET	16	101	-							
65A	61101-12055	BOLT,SOCKET	12	101	-							
66A	37904-21140	HOUSING ASSY	1	101	-				Y01			
82A	41530-20600	PLUG	2	101	-				01			


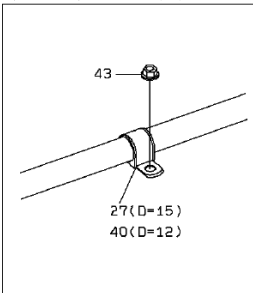
# EXTERNAL PIPING & ELBOW

(T/M TYPE : PT315N01)

(注) : シリアルナンバーはトランスミッションのシリアルナンバーを示します。  
 (NOTE) : SERIAL NUMBER INDICATES THE TRANSMISSION SERIAL NUMBER.



DETAIL OF PIPE HOLDER



1-C

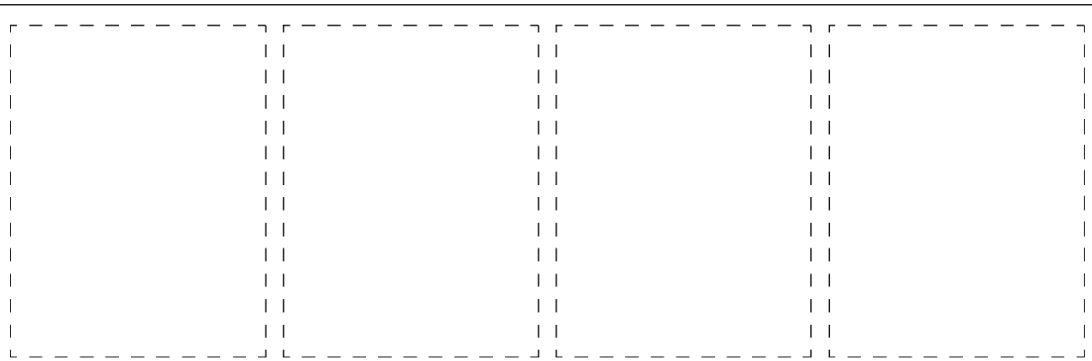
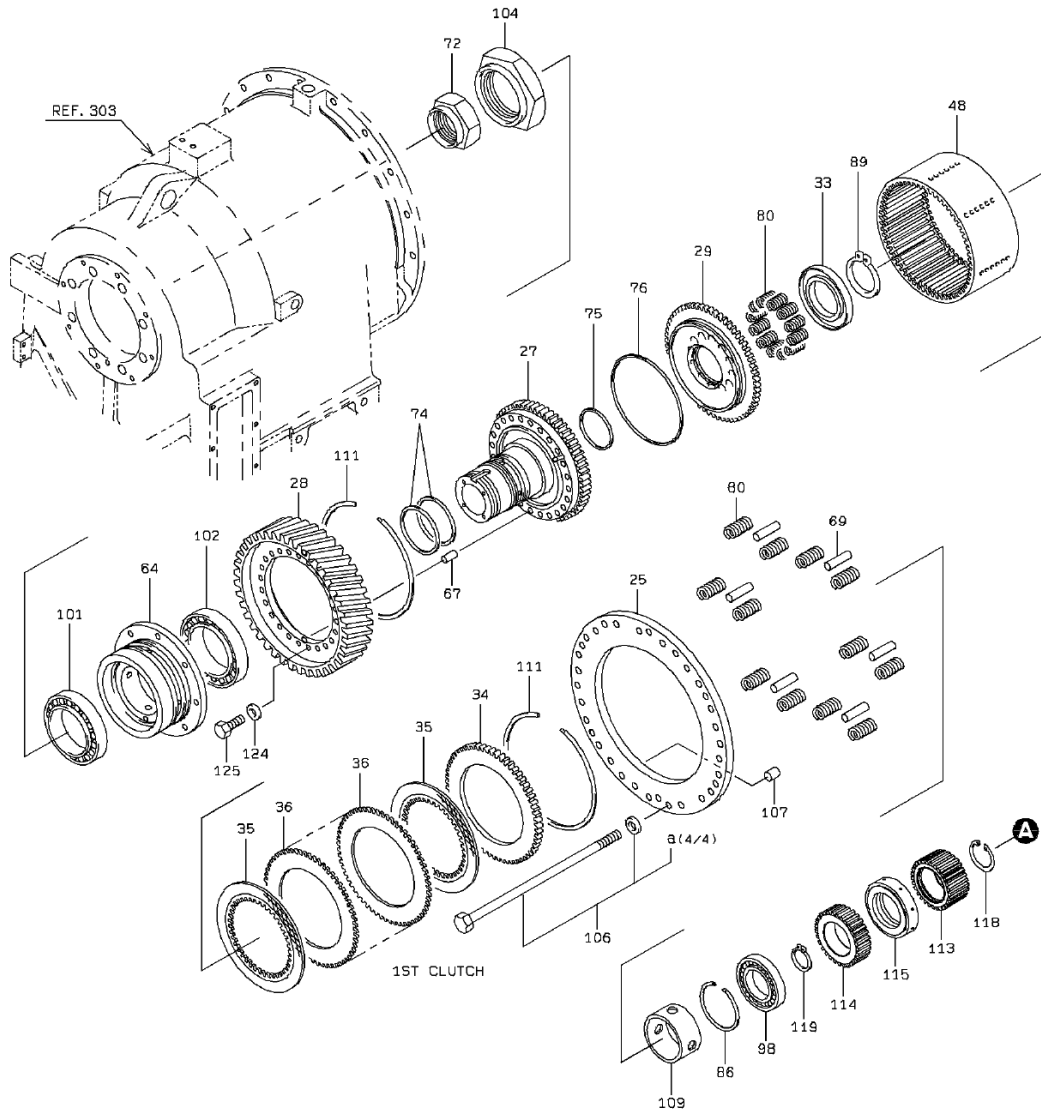
**EXTERNAL PIPING & ELBOW**

SYM-BOL	PART NUMBER	PART NAME	UNIT Q, TY	SERIAL (A) - (B)	REMARKS						
					N	P	D	(A)	(B)	(C)	(D)
21A	38706-34250	PIPE ASSY, FLARED	1	101 -							
22A	38706-33290	PIPE ASSY, FLARED	1	101 -							
23A	38706-34260	PIPE ASSY, FLARED	1	101 -							
24A	38706-33740	PIPE ASSY, FLARED	1	101 -							
25A	43103-21390	HOSE, HIGH PRESSURE	1	101 -							
26A	40903-23300	BRACKET	1	101 -							
27A	72001-11500	HOLDER, PIPE	1	101 -							D=15
28A	30241-25310	ADAPTER, ELBOW	1	101 -				Y01			
29A	40732-20970	FLARED FITTING, ELBOW	2	101 -					Y02		
30A	40732-20140	FLARED FITTING, ELBOW	1	101 -						Y03	
31A	31053-20420	ORIFICE	1	101 -							
32A	38901-21230	FITTING, SOCKET	1	101 -							
33A	37715-20790	NIPPLE, HOSE	1	101 -							
34A	88241-07206	ADAPTER, ELBOW	1	101 -						Y03	
35A	88511-03060	NIPPLE, HOSE	1	101 -							
36A	67040-09000	HOSE, HEAT RESISTING LP	1 M	101 -							L=400
37A	69002-02200	BAND, HOSE	2	101 -							
38A	30241-22320	ADAPTER, ELBOW	1	101 -						Y03	
39A	41101-60010	BREATHER ASSY	1	101 -							
40A	43573-20280	HOLDER, PIPE	2	101 -							D=12
41A	40730-20040	FLARED FITTING	1	101 -						Y03	
42A	61802-08016	BOLT, FLANGED	1	101 -							
43A	62480-21081	NUT, FLANGED	2	101 -							
44A	61802-08012	BOLT, FLANGED	1	101 -							
61A	65210-12038	RING, O	1	101 -				01			(K)
62A	65210-12011	RING, O	1	101 -					02		(K)
63A	65210-12014	RING, O	1	101 -						03	(K)

# CLUTCH ASSY

(T/M TYPE : PT315N01)

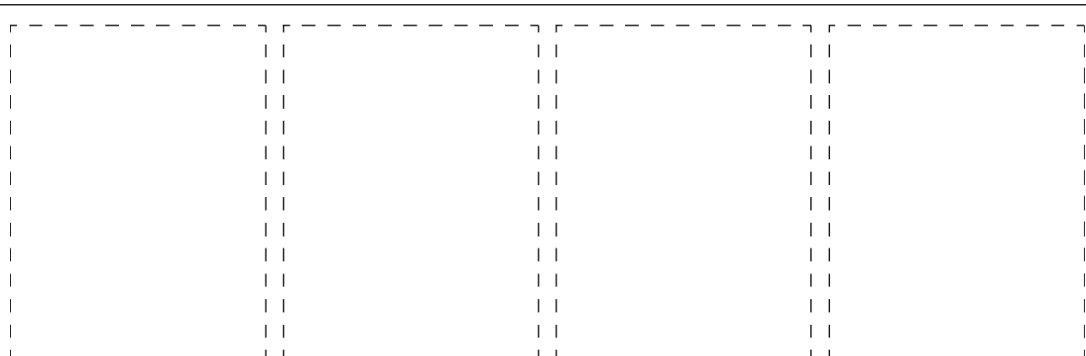
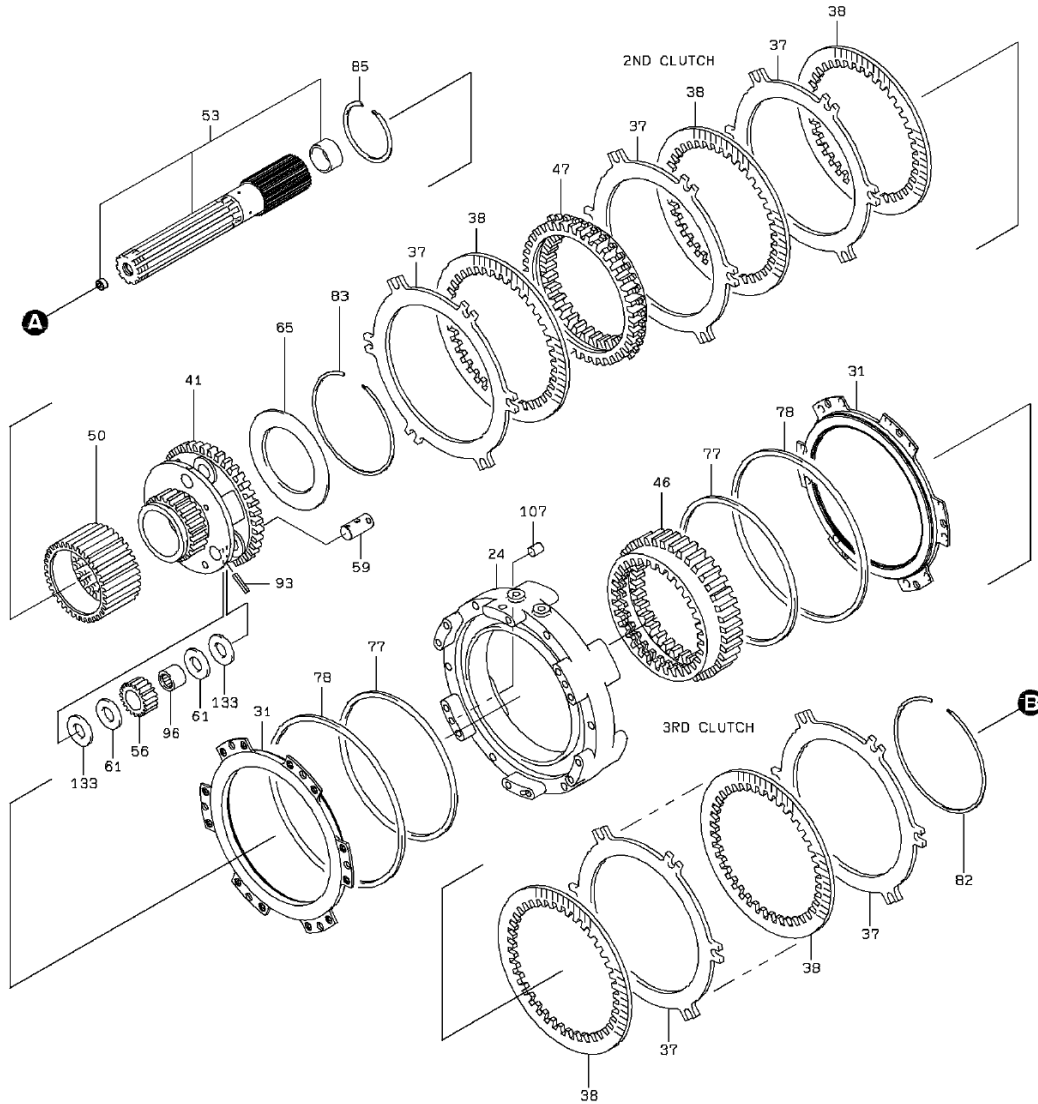
(注) : シリアルナンバーはトランスミッションのシリアルナンバーを示します。  
 (NOTE) : SERIAL NUMBER INDICATES THE TRANSMISSION SERIAL NUMBER.



# CLUTCH ASSY

(T/M TYPE : PT315N01)

(注配) : シリアルナンバーはトランスミッションのシリアルナンバーを示します。  
(NOTE) : SERIAL NUMBER INDICATES THE TRANSMISSION SERIAL NUMBER.

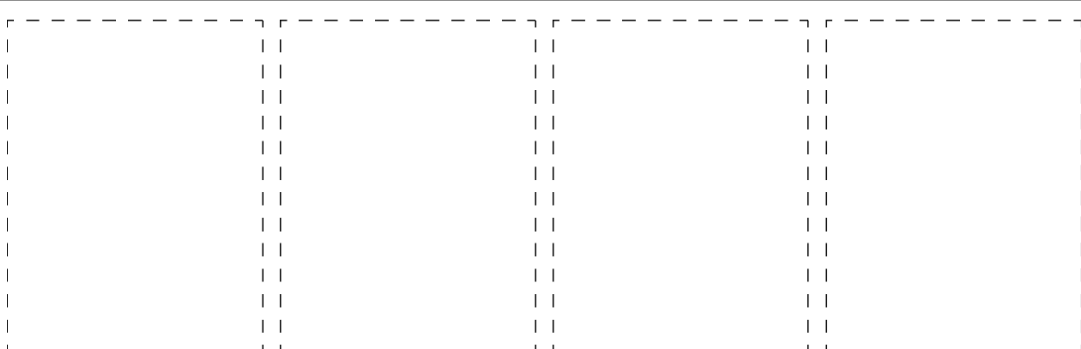
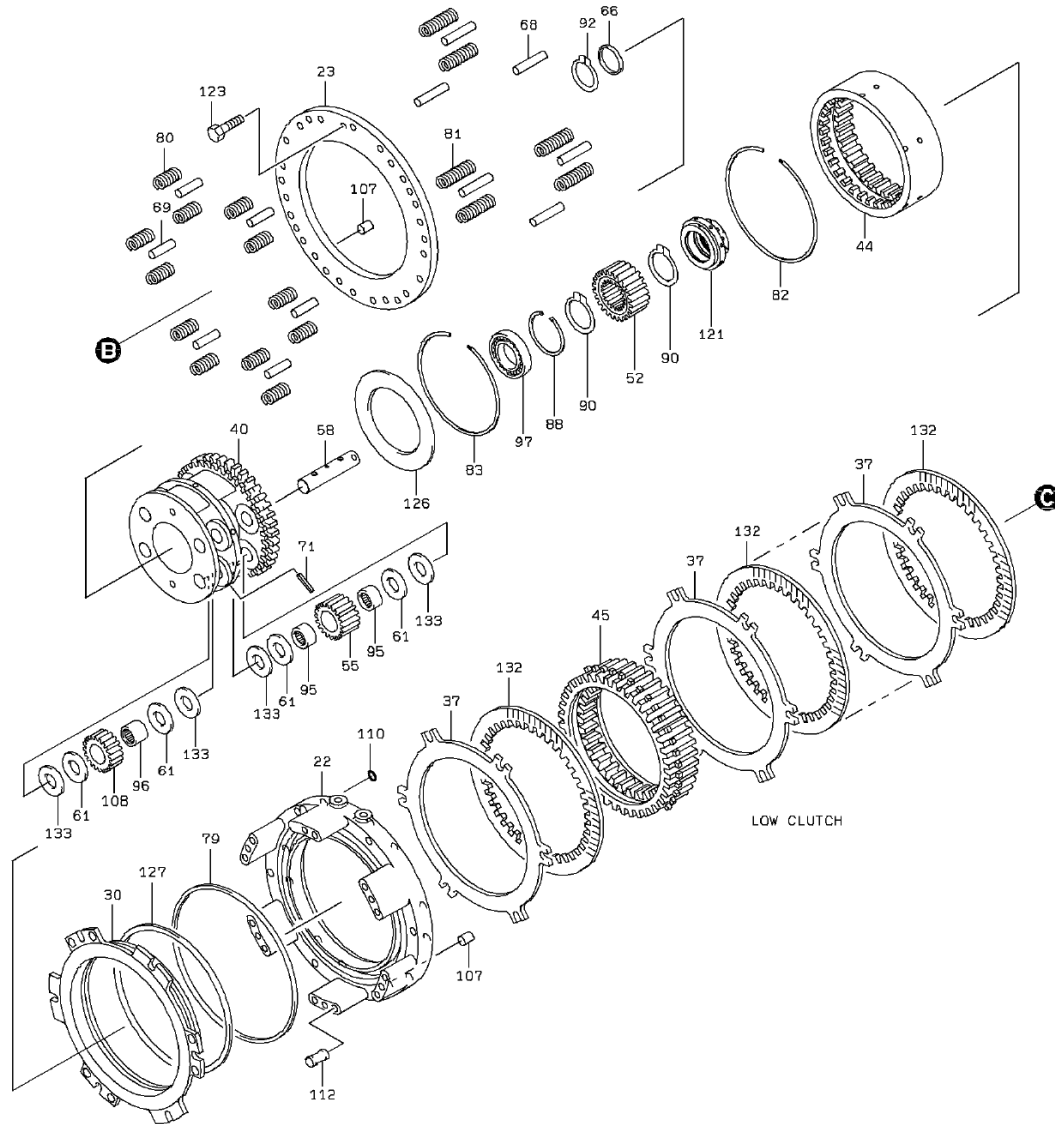


2-B

# CLUTCH ASSY

(T/M TYPE : PT315N01)

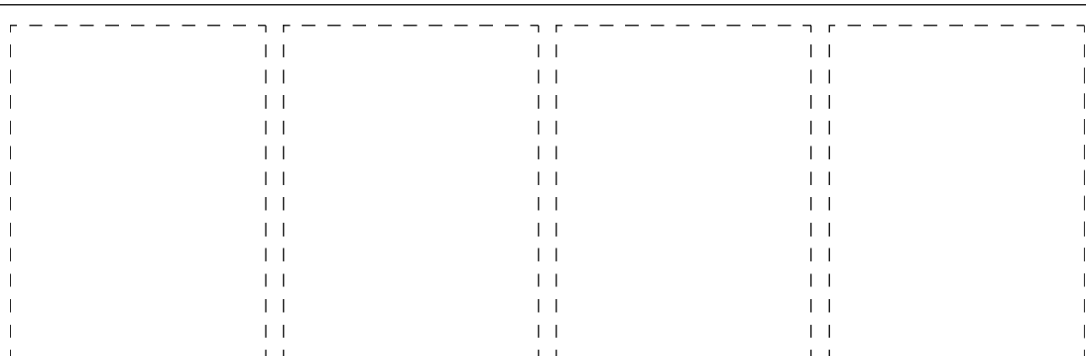
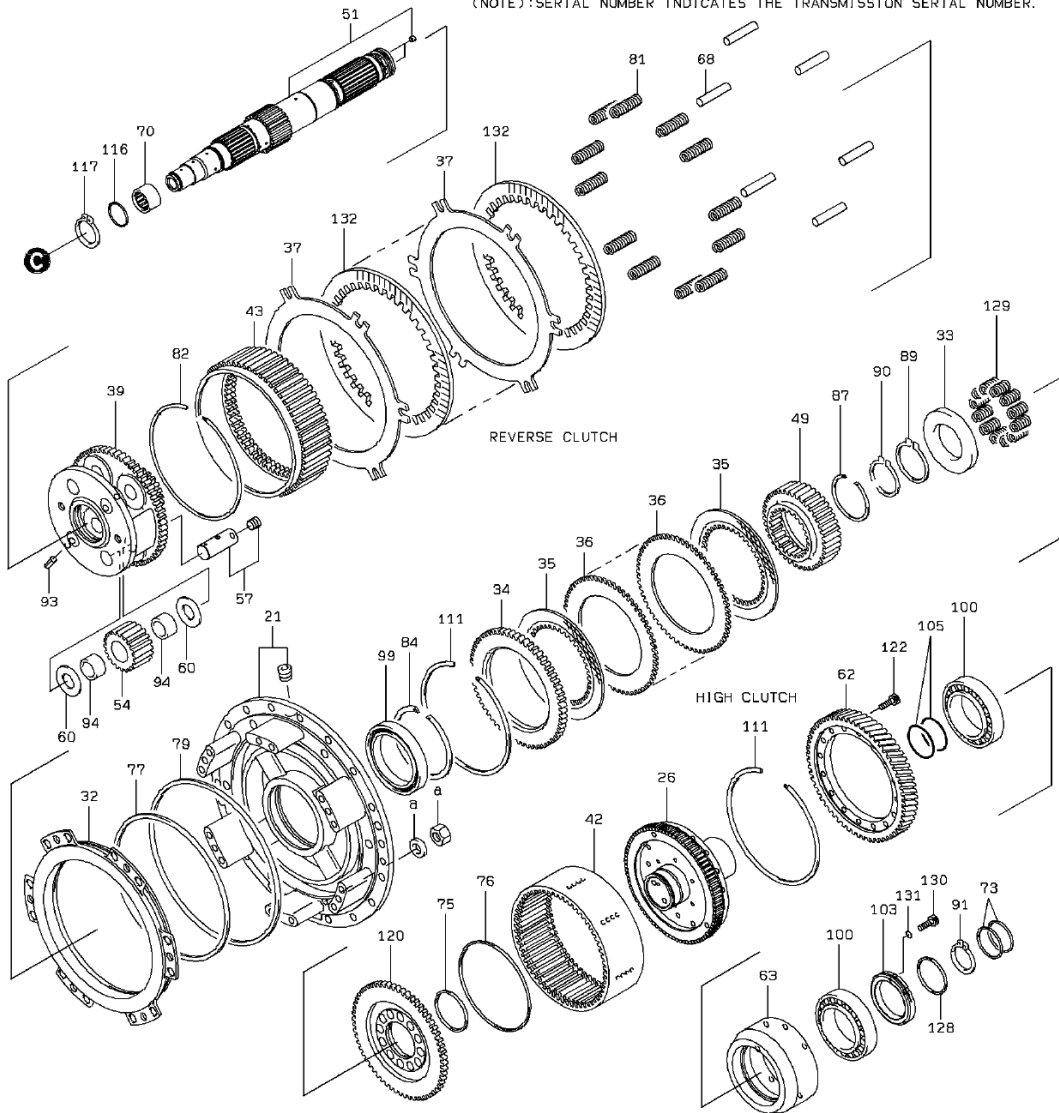
(注) :シリアルナンバーはトランスミッションのシリアルナンバーを示します。  
 (NOTE) :SERIAL NUMBER INDICATES THE TRANSMISSION SERIAL NUMBER.



# CLUTCH ASSY

(T/M TYPE : PT315N01)

(注記) : シリアルナンバーはトランスミッションのシリアルナンバーを示します。  
(NOTE) : SERIAL NUMBER INDICATES THE TRANSMISSION SERIAL NUMBER.



4-B

## CLUTCH ASSY

SYM-BOL	PART NUMBER	PART NAME	UNIT Q,TY	SERIAL		REMARKS						
				(A)	(B)	N	P	D	(A)	(B)	(C)	(D)
000A	32872-22000	CLUTCH ASSY	1	101	-							
21A	37904-21070	HOUSING ASSY	1	101	-							
22A	37900-23570	HOUSING	1	101	-							
23A	41621-21480	PLATE	1	101	-							
24A	37900-25330	HOUSING	1	101	-							
25A	41621-29810	PLATE	1	101	-							
26A	38050-20920	HUB	1	101	-							
27A	38050-20040	HUB	1	101	-							
28A	32400-25130	GEAR	1	101	-							
29A	39960-20490	PISTON	1	101	-							
30A	39960-21800	PISTON	1	101	-							
31A	39960-21750	PISTON	2	101	-							
32A	39960-21790	PISTON	1	101	-							
33A	44955-20010	RETAINER,SPRING	2	101	-							
34A	41621-21060	PLATE	2	101	-							
35A	37213-20050	DISC,FRICTION	13	101	-							
36A	37212-20010	DISC,SEPARATION	11	101	-							
37A	37212-60020	DISC,SEPARATION	23	101	-							
37B	37212-60400	DISC,SEPARATION	23	260	-							
38A	37213-60070	DISC,FRICTION	7	101	-							
38B	37213-60790	DISC,FRICTION	7	260	-							
39A	35510-20590	SPIDER	1	101	-							
40A	35510-20160	SPIDER	1	101	-							
41A	35510-20580	SPIDER	1	101	-							
42A	37584-20020	DRUM,CLUTCH	1	101	-							
43A	37582-20010	DRUM ASSY,CLUTCH	1	101	-							
44A	32421-20090	GEAR,INTERNAL	1	101	-							
45A	32405-20250	GEAR ASSY	1	101	-							
46A	32405-20020	GEAR ASSY	1	101	-							
47A	32405-20030	GEAR ASSY	1	101	-							
48A	37584-20010	DRUM,CLUTCH	1	101	-							
49A	32405-20040	GEAR ASSY	1	101	-							
50A	32405-20050	GEAR ASSY	1	101	-							
51A	34501-22410	SHAFT ASSY	1	101	-							
52A	32425-20090	GEAR,SUN	1	101	-							
53A	34501-22420	SHAFT ASSY	1	101	-							
54A	32431-20090	GEAR,PLANET	4	101	-							
55A	32431-20100	GEAR,PLANET	4	101	-							
56A	32431-20080	GEAR,PLANET	3	101	-							
57A	40040-20680	PIN,PLANET	4	101	-							
58A	40040-20490	PIN,PLANET	4	101	-							
59A	40040-20280	PIN,PLANET	3	101	-							
60A	46000-20420	WASHER	8	101	-							
61A	46000-24880	WASHER	22	101	-							
62A	32400-24620	GEAR	1	101	-							
63A	35750-24320	SLEEVE	1	101	-							
64A	44960-20200	RETAINER,BEARING	1	101	-							
65A	41621-21070	PLATE	1	101	-							
66A	45200-20800	RING	1	101	-							
67A	40010-20080	PIN,STRAIGHT	2	101	-							
68A	40010-20580	PIN,STRAIGHT	12	101	-							
69A	40010-20590	PIN,STRAIGHT	12	101	-							
70A	42006-60370	BEARING,NEEDLE	1	101	-							
71A	63011-06025	PIN,SPRING	4	101	-							
72A	37600-20420	NUT	1	101	-							
73A	45301-60130	RING,PISTON	2	101	-							(K)
74A	45301-60100	RING,PISTON	2	101	-							(K)
75A	47142-20180	RING,U	2	101	-							(K)
76A	47142-20170	RING,U	2	101	-							(K)
77A	47142-20190	RING,U	3	101	-							(K)
78A	47142-20200	RING,U	2	101	-							(K)
79A	47142-20210	RING,U	2	101	-							(K)
80A	35600-20200	SPRING	36	101	-							
81A	35600-20210	SPRING	18	101	-							
82A	45311-20350	RING,SNAP	3	101	-							
83A	45311-20340	RING,SNAP	2	101	-							

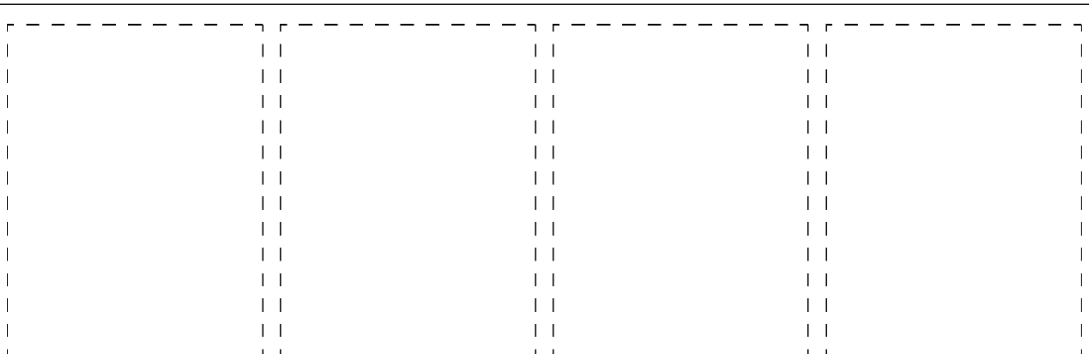
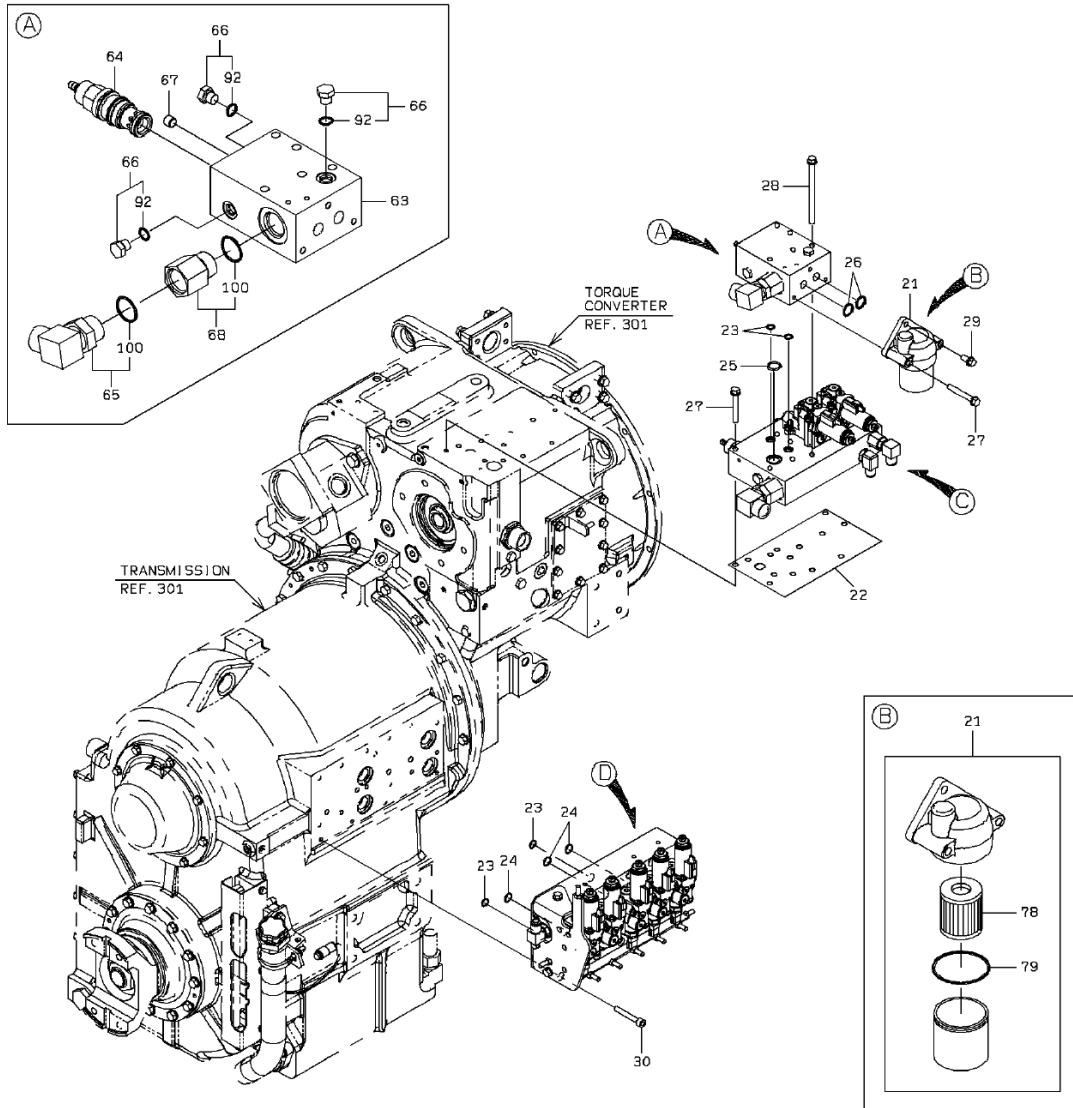
## CLUTCH ASSY

SYM-BOL	PART NUMBER	PART NAME	UNIT Q,TY	SERIAL (A) - (B)	REMARKS					REMARKS
					N	P	D	(A)	(B)	
84A	45311-20360	RING,SNAP	1	101 -						
85A	45311-20390	RING,SNAP	1	101 -						
86A	45311-20370	RING,SNAP	1	101 -						
87A	45311-20170	RING,SNAP	1	101 -						
88A	45311-20380	RING,SNAP	1	101 -						
89A	63811-00078	RING,SNAP	2	101 -						
90A	63811-00065	RING,SNAP	3	101 -						
91A	63811-00060	RING,SNAP	1	101 -						
92A	63811-00055	RING,SNAP	1	101 -						
93A	63011-05025	PIN,SPRING	7	101 -						
94A	33065-60110	CAGE,NEEDLE	8	101 -						
95A	33065-60040	CAGE,NEEDLE	8	101 -						
96A	33065-60120	CAGE,NEEDLE	7	101 -						
97A	42001-60030	BEARING,BALL	1	101 -						
98A	78101-06013	BEARING,BALL	1	101 -						
99A	78101-06922	BEARING,BALL	1	101 -						
100A	42004-60300	BEARING,TAPER ROLLER	2	101 -						
101A	78255-32020	BEARING,ROLLER	1	101 -						
102A	78255-32021	BEARING,ROLLER	1	101 -						
103A	37600-24980	NUT	1	101 -						
104A	37600-20550	NUT	1	101 -						
105A	65210-28060	RING,O	2	101 -						(K)
106A	43925-20210	BOLT SET	11	101 -						
107A	40010-20090	PIN,STRAIGHT	8	101 -						
108A	32431-20070	GEAR,PLANET	4	101 -						
109A	35750-24380	SLEEVE	1	101 -						
110A	65210-18018	RING,O	1	101 -						(K)
111A	45311-20320	RING,SNAP	4	101 -						
112A	36500-20010	DAMPER	11	101 -						
113A	32425-20620	GEAR,SUN	1	101 -						
114A	32425-20540	GEAR,SUN	1	101 -						
115A	45200-29390	RING	1	101 -						
116A	46000-23970	WASHER	1	101 -						
117A	63811-00035	RING,SNAP	1	101 -						
118A	63814-00075	RING,SNAP	1	101 -						
119A	63811-00075	RING,SNAP	1	101 -						
120A	39960-22300	PISTON	1	101 -						
121A	45200-29380	RING	1	101 -						
122A	61101-10035	BOLT,SOCKET	16	101 -						
123A	61033-12150	BOLT	2	101 -						
124A	62710-18121	WASHER,PLANE	22	101 -						
125A	61005-12035	BOLT	22	101 -						
126A	41615-29610	PLATE	1	101 -						
127A	47142-60120	RING,U	1	101 -						(K)
128A	46000-24470	WASHER	1	101 -						
129A	35600-20220	SPRING	12	101 -						
130A	61101-05010	BOLT,SOCKET	1	101 -						
131A	46000-21130	WASHER	1	101 -						
132A	37213-60340	DISC,FRICTION	16	101 -						
133A	46000-24590	WASHER	22	101 -						

# T/M CONTROL VALVE ASSY

(T/M TYPE : PT315N01)

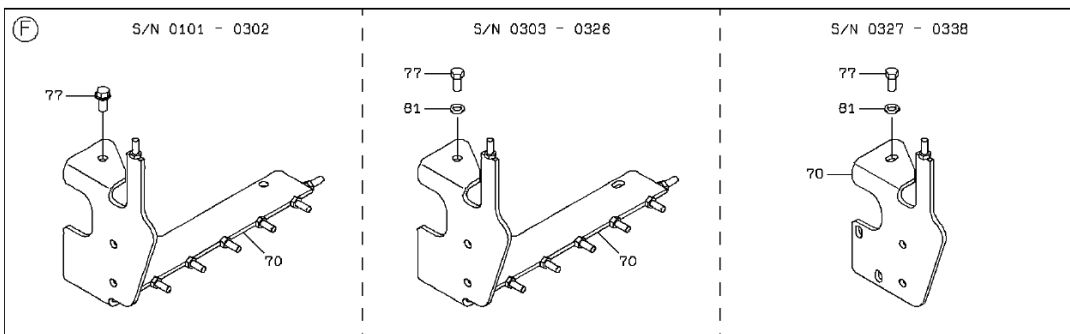
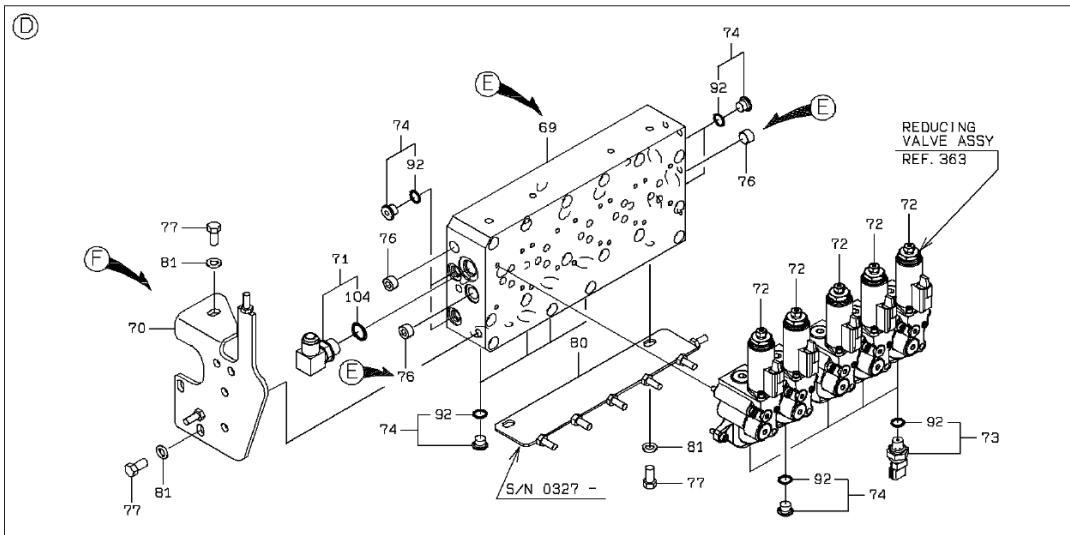
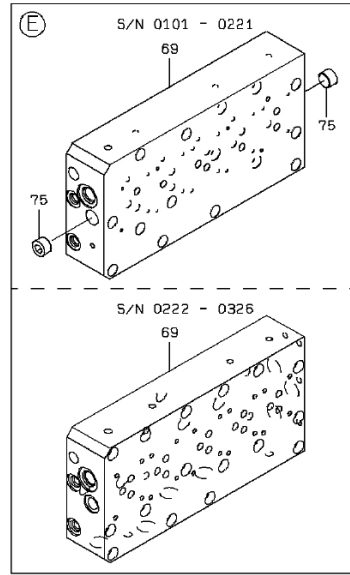
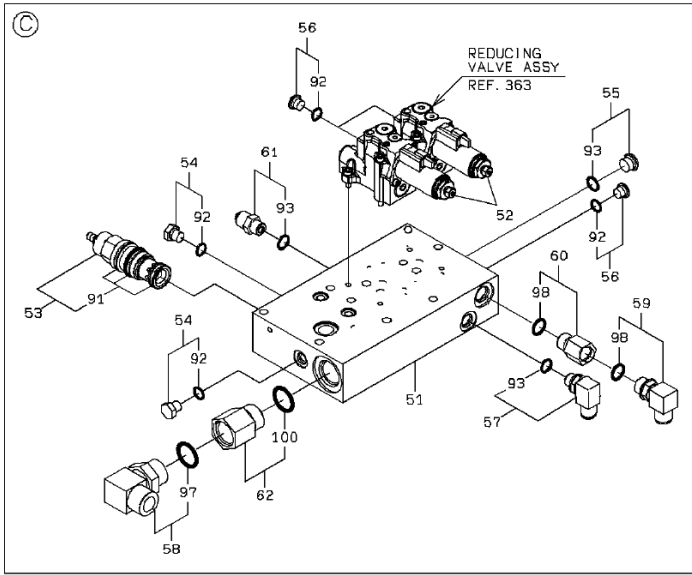
(注) : シリアルナンバーはトランスミッションのシリアルナンバーを示します。  
 (NOTE) : SERIAL NUMBER INDICATES THE TRANSMISSION SERIAL NUMBER.



# T/M CONTROL VALVE ASSY

(T/M TYPE : PT315N01)

(注配) : シリアルナンバーはトランスミッションのシリアルナンバーを示します。  
 (NOTE) : SERIAL NUMBER INDICATES THE TRANSMISSION SERIAL NUMBER.



2-C

## T/M CONTROL VALVE ASSY

SYM-BOL	PART NUMBER	PART NAME	UNIT Q,TY	SERIAL		REMARKS								
				(A)	(B)	N	P	D	(A)	(B)	(C)	(D)	REMARKS	
21A	40337-60540	FILTER ASSY,LINE	1	101	-								Y08	
22A	31990-28730	GASKET	1	101	-									(K)
23A	65210-12014	RING,O	4	101	-									(K)
24A	65210-12016	RING,O	3	101	-									(K)
25A	65210-12024	RING,O	1	101	-									(K)
26A	65218-12022	RING,O	2	101	-									(K)
27A	61802-10075	BOLT,FLANGED	6	101	-									
28A	61802-10150	BOLT,FLANGED	5	101	-									
29A	61802-10025	BOLT,FLANGED	1	101	-									
30A	61101-10070	BOLT,SOCKET	16	101	-									
51A	41410-41130	BLOCK	1	101	-									
52A	38567-60230	VALVE,REDUCING	2	101	-									REF.363
53A	38565-60950	VALVE,RELIEF	1	101	-								Y01	
54A	88390-21304	PLUG	2	101	-	327							Y02	
54B	80018-85002	PLUG	2	328	-		C						Y02	
55A	88390-21506	PLUG	1	101	-									Y03
56A	88390-21504	PLUG	3	101	-								Y02	
57A	40732-20140	FLARED FITTING,ELBOW	1	101	-									Y03
58A	88241-07116	ADAPTER,ELBOW	1	101	-									Y04
59A	40732-20060	FLARED FITTING,ELBOW	1	101	-								Y05	
60A	30230-21910	ADAPTER	1	101	-								Y05	
61A	40730-20040	FLARED FITTING	1	101	-									Y03
62A	38906-21720	FITTING,BUSHING	1	101	-								Y06	
63A	41410-41470	BLOCK	1	101	-									
64A	38565-72420	VALVE,RELIEF	1	101	-									
65A	88241-07116	ADAPTER,ELBOW	1	101	-								Y06	
66A	88390-21304	PLUG	3	101	-	327							Y02	
66B	80018-85002	PLUG	3	328	-		C						Y02	
67A	88390-16104	PLUG	1	101	-									PT 1/4
68A	38906-21720	FITTING,BUSHING	1	101	-								Y06	
69A	41410-41420	BLOCK	1	101	-	221								
69B	41410-42440	BLOCK	1	222	-	326	B							
69C	41410-42920	BLOCK	1	327	-	338	C							
69D	41410-43000	BLOCK	1	339	-		C							
70A	41615-34750	PLATE	1	101	-	302								
70B	41615-35740	PLATE	1	303	-	326	B							
70C	41642-20360	PLATE	1	327	-	338	B							
70D	41642-20590	PLATE	1	339	-		B							
71A	40732-20060	FLARED FITTING,ELBOW	1	101	-								Y07	
72A	38567-60230	VALVE,REDUCING	5	101	-									REF.363
73A	35830-60130	SENSOR,PRESSURE	4	101	-								Y02	
74A	88390-21504	PLUG	9	101	-								Y02	
75A	88390-16108	PLUG	2	101	-	221		D						PT 1/2
76A	88390-16106	PLUG	1	101	-	221								PT 3/8
76B	88390-16106	PLUG	3	222	-									PT 3/8
77A	61802-10020	BOLT,FLANGED	3	101	-	302								
77B	61057-10020	BOLT	3	303	-	338	B							
77C	61057-10020	BOLT	5	339	-									
78A	30980-70410	ELEMENT	1	101	-									08
79A	65210-22060	RING,O	1	101	-									08 (K)
80A	41755-49050	PLATE	1	327	-									
81A	62701-40101	WASHER,PLANE	3	303	-	326								
81B	62701-40101	WASHER,PLANE	5	327	-									
91A	49327-72500	SEAL KIT	1	101	-								01	(K)
92A	65210-12011	RING,O	1	101	-								02	(K)
93A	65210-12014	RING,O	1	101	-								03	(K)
97A	65210-12029	RING,O	1	101	-									04 (K)
98A	65210-12018	RING,O	1	101	-								05	(K)
100A	65210-12029	RING,O	1	101	-								06	(K)
104A	65210-12018	RING,O	1	101	-								07	(K)

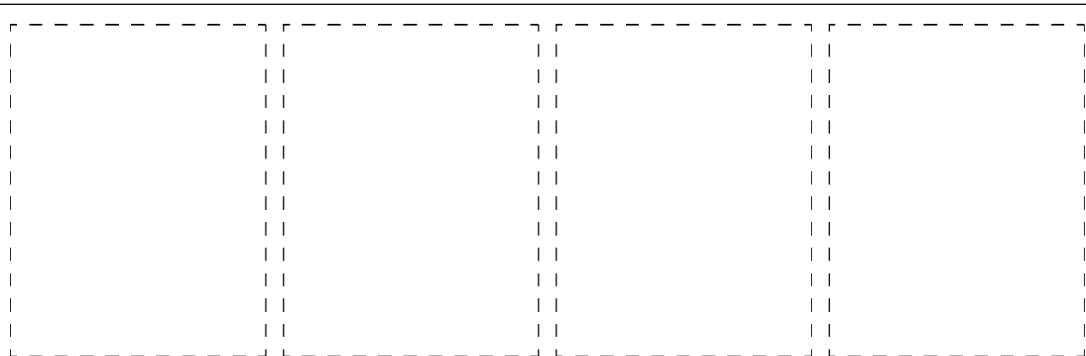
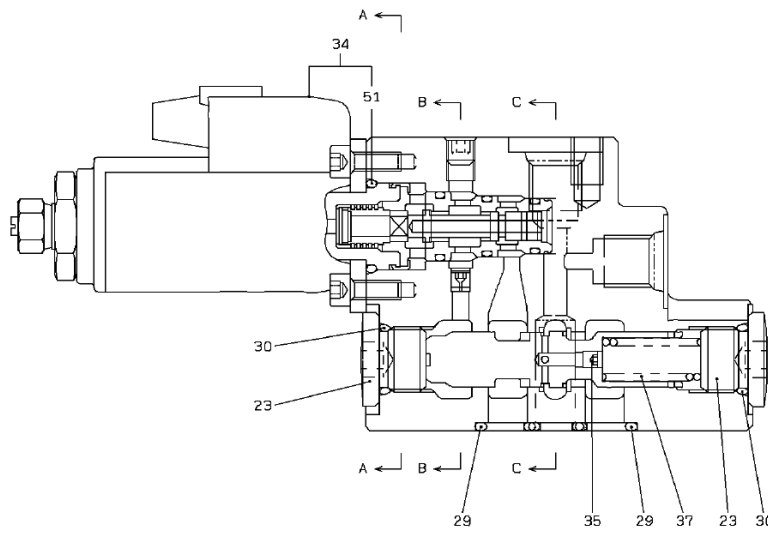
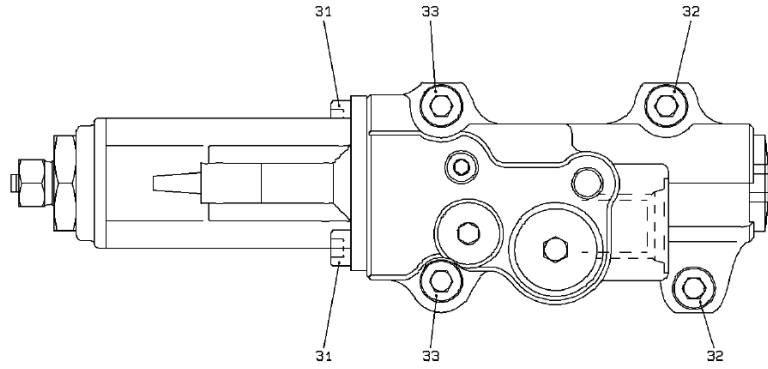
---

MEMO

# REDUCING VALVE ASSY

(T/M TYPE : PT315N01)

(注) : シリアルナンバーはトランスミッションのシリアルナンバーを示します。  
(NOTE) : SERIAL NUMBER INDICATES THE TRANSMISSION SERIAL NUMBER.

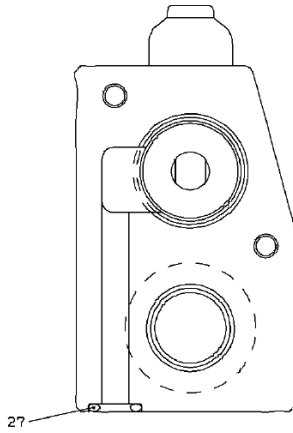


1-B

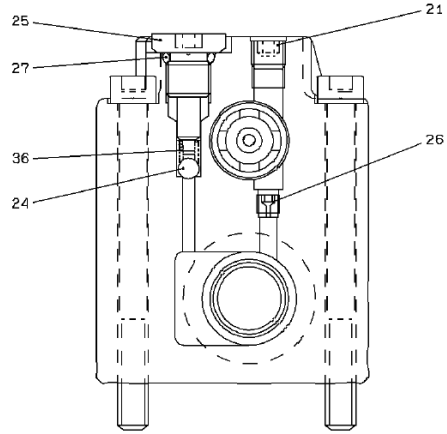
# REDUCING VALVE ASSY

(T/M TYPE : PT315N01)

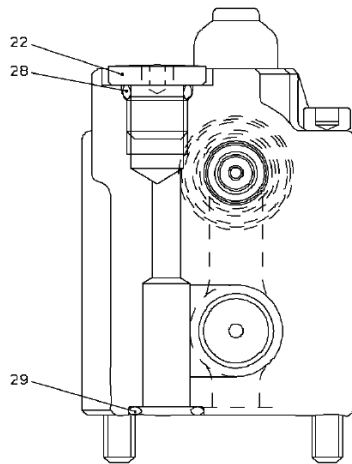
(注) : シリアルナンバーはトランスミッションのシリアルナンバーを示します。  
(NOTE) : SERIAL NUMBER INDICATES THE TRANSMISSION SERIAL NUMBER.



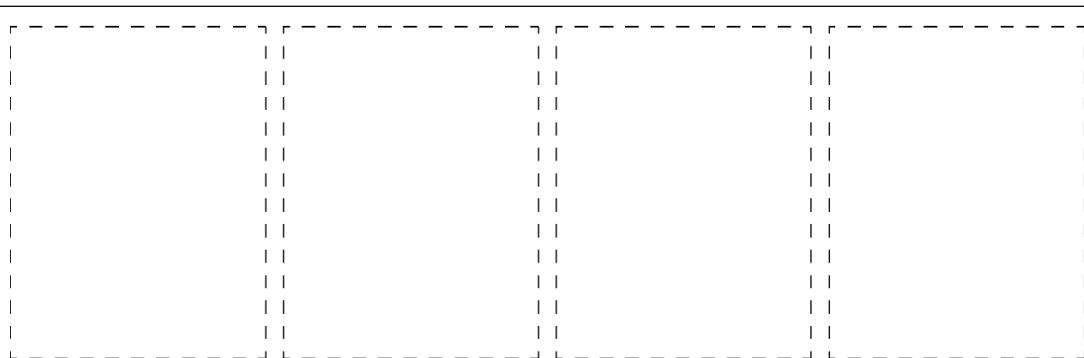
SECTION A - A



SECTION B - B



SECTION C - C



2-B

### REDUCING VALVE ASSY

SYM-BOL	PART NUMBER	PART NAME	UNIT Q, TY	SERIAL (A) - (B)	REMARKS						
					N	P	D	(A)	(B)	(C)	(D)
000A	38567-60230	VALVE,REDUCING	7	101 -							
21A	41530-74280	PLUG	1	101 -							
22A	41530-72790	PLUG	1	101 -							
23A	41530-73570	PLUG	2	101 -							
24A	43751-70110	BALL	1	101 -							
25A	41530-75750	PLUG	1	101 -							
26A	41530-75760	PLUG	1	101 -							
27A	65210-12008	RING,O	2	101 -							(K)
28A	65210-12011	RING,O	1	101 -							(K)
29A	65210-12012	RING,O	3	101 -							(K)
30A	65210-12014	RING,O	2	101 -							(K)
31A	61101-05012	BOLT,SOCKET	2	101 -							
32A	61101-06020	BOLT,SOCKET	2	101 -							
33A	61101-06070	BOLT,SOCKET	2	101 -							
34A	38524-60250	VALVE ASSY,SOLENOID	1	101 -				Y01			
35A	41530-75770	PLUG	1	101 -							
36A	35600-78810	SPRING	1	101 -							
37A	35600-78820	SPRING	1	101 -							
51A	65210-12020	RING,O	1	101 -				01			(K)

---

MEMO

LIST ONLY

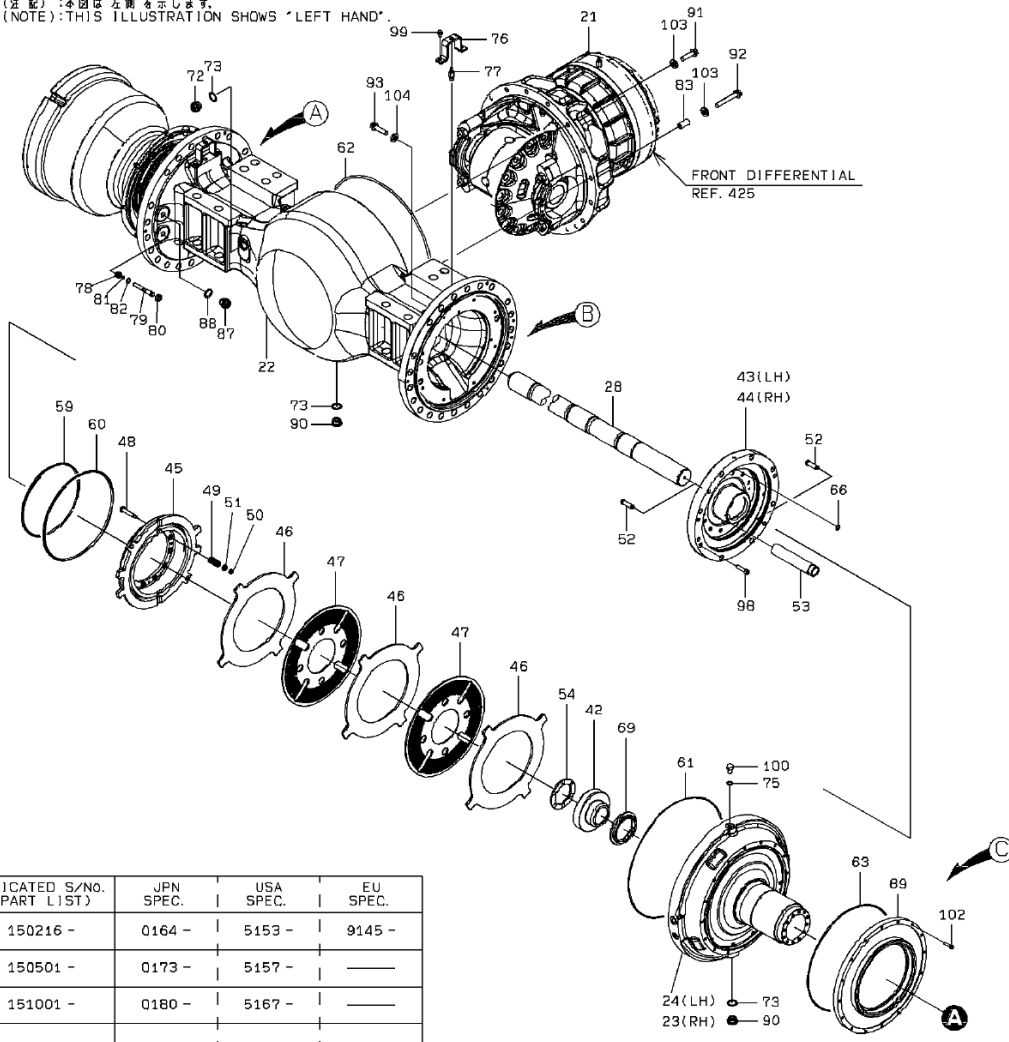
## REPAIR KIT

SYM-BOL	PART NUMBER	PART NAME	UNIT Q,TY	SERIAL		REMARKS						
				(A)	(B)	N	P	D	(A)	(B)	(C)	(D)
000A	49691-71320	REPAIR KIT	1	101	-							FR T/M (LOCK UP)
21A	65210-12008	RING,O	2	101	-							363-27
22A	65210-12012	RING,O	3	101	-							363-29
23A	65210-12020	RING,O	1	101	-							363-51
24A	65210-12018	RING,O	3	101	-							359-98,-104
25A	49327-72500	SEAL KIT	1	101	-							359-91
26A	65210-22060	RING,O	1	101	-							359-79
27A	47131-21660	RING,O	2	101	-							325-49
28A	45301-60190	RING,PISTON	1	101	-							325-41
29A	45301-60180	RING,PISTON	1	101	-							325-37
30A	65210-12011	RING,O	17	101	-							321-106,327-62,359-9
31A	31990-28280	GASKET	1	101	-							321-69
32A	45301-60480	RING,PISTON	1	101	-							321-54
33A	31990-27580	GASKET	1	101	-							321-48
34A	31990-23090	GASKET	1	101	-							321-43
35A	65210-22125	RING,O	1	101	-							321-40
36A	47142-20210	RING,U	2	101	-							334-79
37A	47142-20200	RING,U	2	101	-							334-78
38A	47142-20190	RING,U	3	101	-							334-77
39A	47142-20170	RING,U	2	101	-							334-76
40A	47142-20180	RING,U	2	101	-							334-75
41A	45301-60100	RING,PISTON	2	101	-							334-74
42A	45301-60130	RING,PISTON	2	101	-							334-73
43A	65210-12014	RING,O	12	101	-							327-63,359-23,-93,36
44A	65210-12038	RING,O	1	101	-							301-93,327-61
45A	45301-60410	RING,PISTON	1	101	-							325-52
46A	45301-60260	RING,PISTON	1	101	-							325-51
47A	45301-60230	RING,PISTON	1	101	-							325-50
48A	65218-12022	RING,O	2	101	-							359-26
49A	65210-12016	RING,O	3	101	-							359-24
50A	31990-28730	GASKET	1	101	-							359-22
51A	47142-60120	RING,U	1	101	-							334-127
52A	65210-18018	RING,O	1	101	-							334-110
53A	65210-28060	RING,O	2	101	-							334-105
54A	34042-60350	SEAL,OIL	2	101	-							303-46
55A	47131-20890	RING,O	1	101	-							303-45
56A	65210-22090	RING,O	1	101	-							303-42
57A	47131-20800	RING,O	1	101	-							303-38
58A	31990-27610	GASKET	1	101	-							303-37
59A	47131-20320	RING,O	2	101	-							303-36
60A	47131-20830	RING,O	1	101	-							303-35
61A	65210-22125	RING,O	1	101	-							303-34
62A	34043-70010	SEAL,GREASE	1	101	-							303-33
63A	34042-70440	SEAL,OIL	1	101	-							303-32
64A	47131-21930	RING,O	2	101	-							301-502
65A	65210-12044	RING,O	1	101	-							301-100
66A	65210-12029	RING,O	6	101	-							301-92,359-97,-100
67A	65210-12024	RING,O	3	101	-							301-91,321-105,359-2
68A	65220-41003	RING,O	1	101	-							301-61
69A	47119-20230	RING,SQUARE	1	101	-							301-60
70A	65210-26035	RING,O	1	101	-							301-43
71A	31990-28430	GASKET	1	101	-							301-34
72A	31990-20970	GASKET	1	101	-							301-31
73A	65210-18024	RING,O	4	101	-							301-29
74A	65210-18020	RING,O	4	101	-							301-28
75A	31990-26910	GASKET	1	101	-							301-27
76A	47131-21950	RING,O	1	101	-							301-24
77A	46023-90010	WASHER,SEAL	4	101	-							301-98

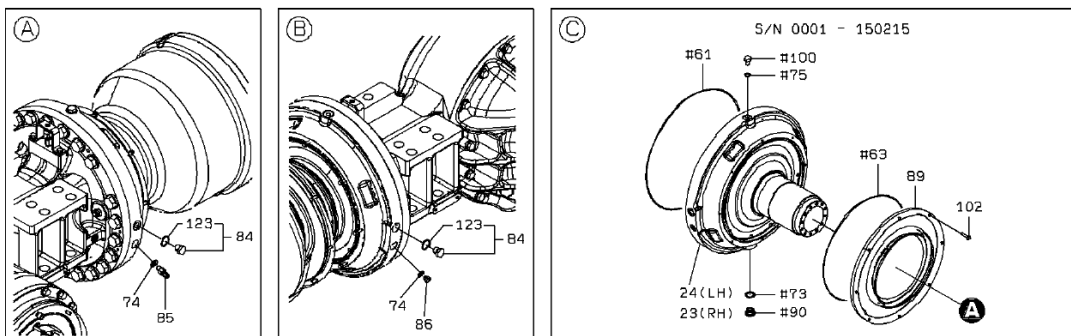
# FRONT AXLE

< S/N 0101 - 0184 > ... JPN  
 < S/N 5001 - 5168 > ... USA  
 < S/N 9001 - 9154 > ... EU

(注記) : 本図は“左側”を示します。  
 (NOTE) : THIS ILLUSTRATION SHOWS “LEFT HAND”.

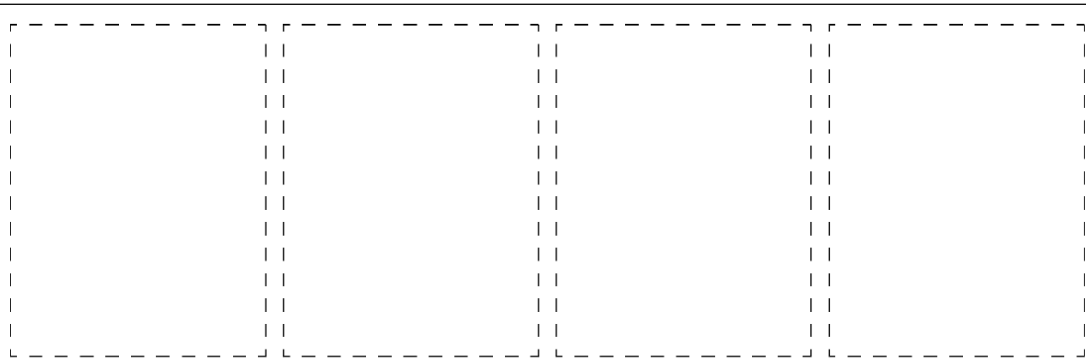
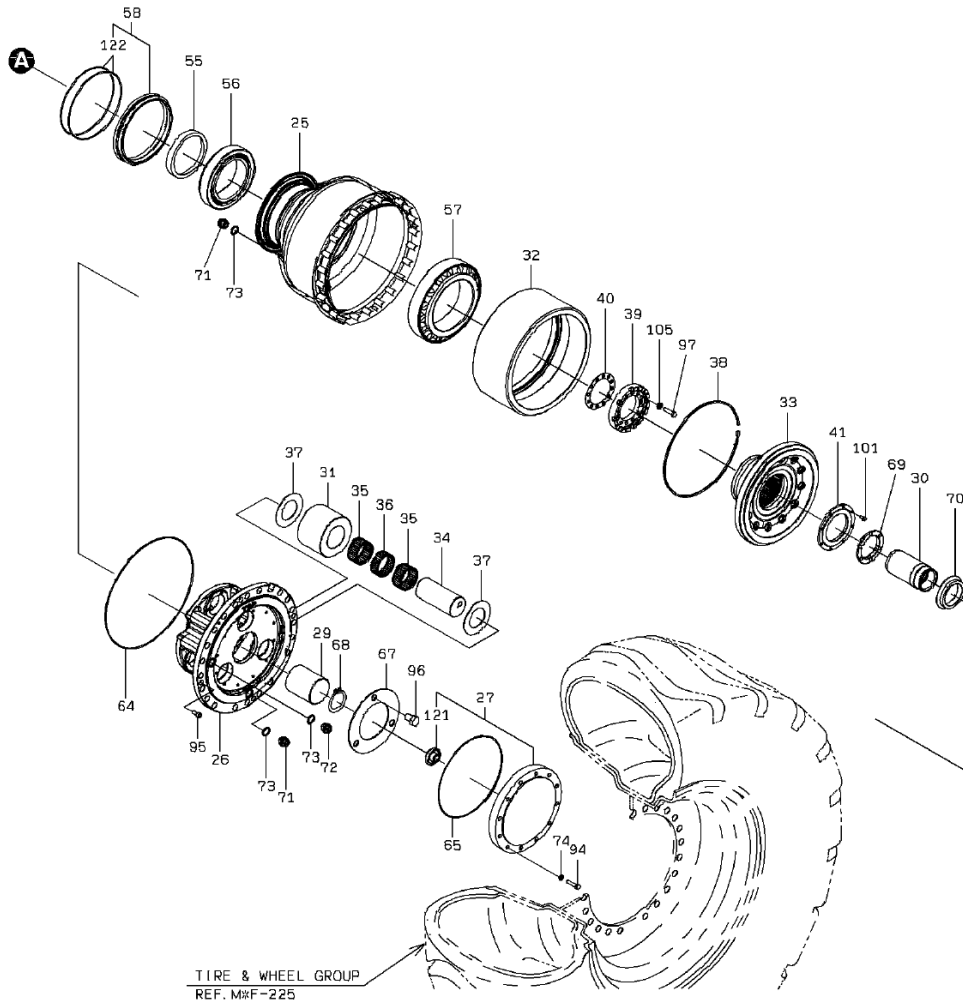


INDICATED S/No. (PART LIST)	JPN SPEC.	USA SPEC.	EU SPEC.
150216 -	0164 -	5153 -	9145 -
150501 -	0173 -	5157 -	—
151001 -	0180 -	5167 -	—



# FRONT AXLE

(注記) : 本図は「左側」を示します。  
(NOTE) : THIS ILLUSTRATION SHOWS 'LEFT HAND'.



2-B

## FRONT AXLE

SYM-BOL	PART NUMBER	PART NAME	UNIT Q,TY	SERIAL		REMARKS														
				(A)	(B)	N	P	D	(A)	(B)	(C)	(D)	REMARKS							
000A	30111-21980	AXLE ASSY,FRONT	1	1	-	51130														
21A	37301-23200	DIFFERENTIAL ASSY	1	1	-	51130														REF.425
22A	37921-22150	HOUSING,AXLE	1	1	-	50215														
22B	37921-22340	HOUSING,AXLE	1	150216	-	51130				C										
23A	30580-20150	EXTENSION	1	1	-	51130														
24A	30580-20160	EXTENSION	1	1	-	51130														
25A	38055-20520	HUB,WHEEL	2	1	-	51130														
26A	37900-26760	HOUSING	2	1	-	51130														
27A	31241-20590	COVER ASSY	2	1	-	51130														
28A	34511-21210	SHAFT,AXLE	2	1	-	51130														
29A	32425-20680	GEAR,SUN	2	1	-	51130														
30A	31160-20800	COUPLING	2	1	-	51130														
31A	32431-20660	GEAR,PLANET	6	1	-	51130														
32A	32421-20670	GEAR,INTERNAL	2	1	-	51130														
33A	38052-20730	HUB,INTERNAL GEAR	2	1	-	51130														
34A	40040-20620	PIN,PLANET	6	1	-	51130														
35A	33065-60250	CAGE,NEEDLE	12	1	-	51130														
36A	33065-60300	CAGE,NEEDLE	6	1	-	51130														
37A	47171-21080	RING,WEAR	12	1	-	51130														
38A	45311-21090	RING,SNAP	2	1	-	51130														
39A	45200-30580	RING	2	1	-	51130														
40A	34200-28350	SHIM	2	1	-	51130														
41A	41621-35420	PLATE	2	1	-	51130														
42A	32400-26050	GEAR	2	1	-	51130														
43A	37900-26780	HOUSING	1	1	-	51130														
44A	37900-26790	HOUSING	1	1	-	51130														
45A	39960-22620	PISTON	2	1	-	51130														
46A	37212-60380	DISC,SEPARATION	6	1	-	51130														
47A	37213-60740	DISC,FRICTION	4	1	-	51130														
48A	43956-20310	BOLT,SOCKET	24	1	-	51130														
49A	35600-20240	SPRING	24	1	-	51130														
50A	88001-61101	NUT,U	24	1	-	51130														
51A	46011-23670	WASHER,PLANE	24	1	-	51130														
52A	40044-22190	PIN,HEAD	4	1	-	51130														
53A	38721-30110	PIPE	2	1	-	51130														
54A	47171-21130	RING,WEAR	2	1	-	51130														
55A	45200-30800	RING	2	1	-	50215														
55B	45200-31270	RING	2	150216	-	51130														
56A	78247-32034	BEARING,TAPER ROLLER	2	1	-	51130														
57A	78256-32044	BEARING,TAPER ROLLER	2	1	-	51130														
58A	34047-60040	SEAL,FLOATING	2	1	-	51130														
59A	47148-60220	RING,D	2	1	-	51130														
60A	47148-60080	RING,D	2	1	-	51130														
61A	47131-21980	RING,O	2	1	-	51130														
62A	47131-20210	RING,O	1	1	-	51130														
63A	47131-21210	RING,O	2	1	-	50430														
63B	47131-22670	RING,O	2	150501	-	51130														
64A	47131-20280	RING,O	2	1	-	51130														
65A	47131-21970	RING,O	2	1	-	51130														
66A	65210-12016	RING,O	4	1	-	51130														
67A	41621-34930	PLATE	2	1	-	51130														
68A	63811-00095	RING,SNAP	2	1	-	51130														
69A	40840-26510	BUSHING	4	1	-	51130														
70A	45200-30610	RING	2	1	-	51130														
71A	41535-20150	PLUG,MAGNET	4	1	-	51130														
72A	41530-23430	PLUG	3	1	-	51130														
73A	88111-13090	WASHER,SEAL	10	1	-	51130														
74A	88111-11200	WASHER,SEAL	26	1	-	51130														
75A	88111-11690	WASHER,SEAL	2	1	-	51130														
76A	41713-40080	PLATE	2	1	-	51130														
77A	35107-70030	SCREW,BLEED	2	1	-	51130														
78A	40840-26520	BUSHING	4	1	-	51130														
79A	45887-20070	ROD,PUSH	4	1	-	51130														
80A	62403-81162	NUT	4	1	-	51130														
81A	65210-12009	RING,O	4	1	-	51130														
82A	65210-12018	RING,O	4	1	-	51130														

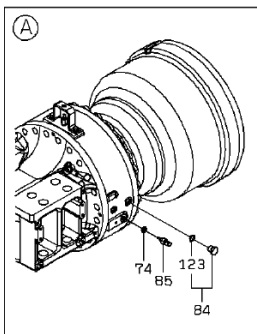
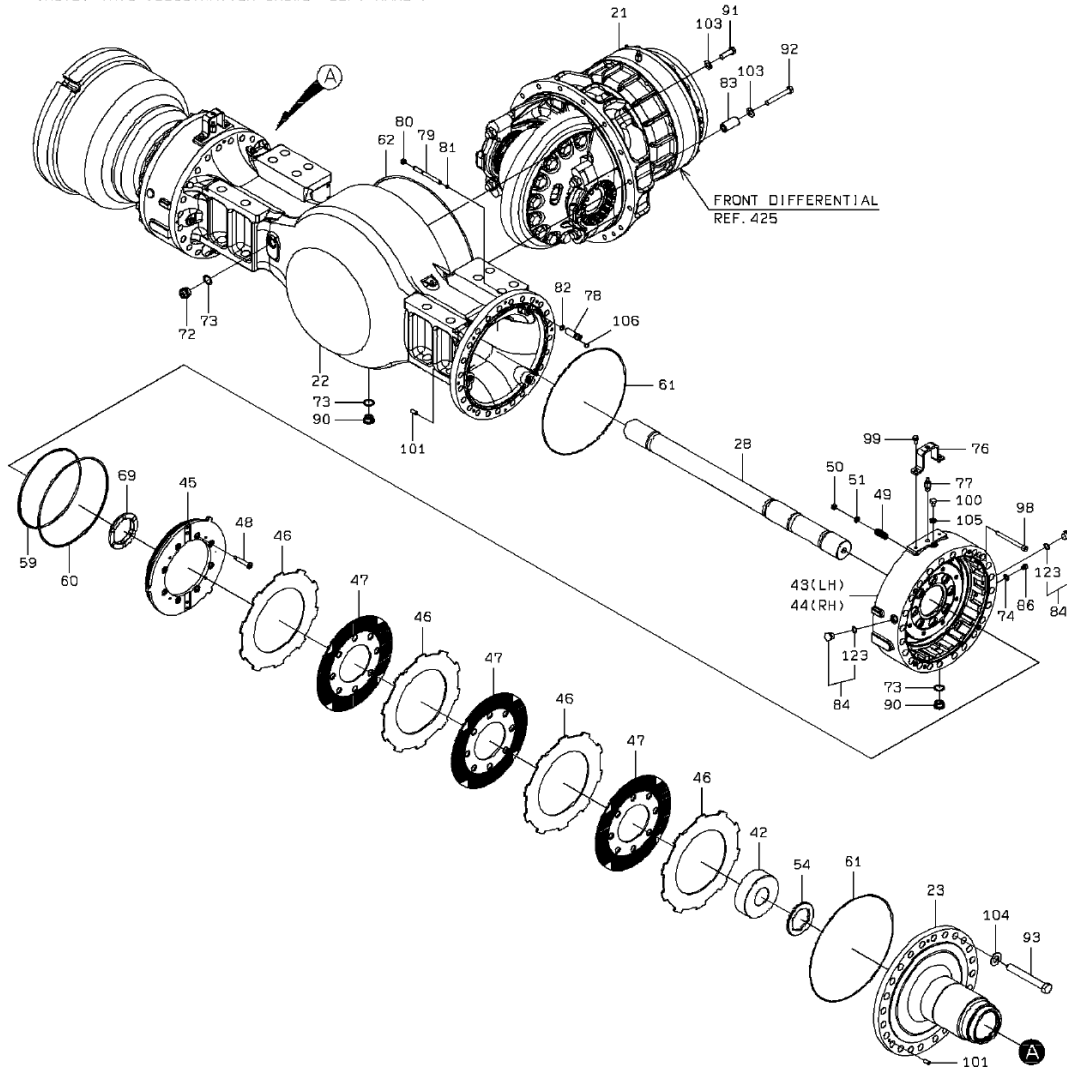
## FRONT AXLE

SYM-BOL	PART NUMBER	PART NAME	UNIT Q, TY	SERIAL		REMARKS							
				(A)	(B)	N	P	D	(A)	(B)	(C)	(D)	REMARKS
83A	35700-20500	SPACER	6	1	151130								
84A	88390-21308	PLUG	2	1	150930								
84B	80018-85004	PLUG	2	151001	151130	A						Y03	
85A	35829-60150	SENSOR,TEMPERATURE	1	1	151130							Y03	
86A	41530-23340	PLUG	1	1	151130								
87A	41530-23420	PLUG	2	1	151130								
88A	88111-12490	WASHER,SEAL	2	1	151130								
89A	45200-30910	RING	2	1	151130								
90A	41535-20170	PLUG,MAGNET	3	1	151130								
91A	61005-16045	BOLT	10	1	151130								
92A	61005-16110	BOLT	6	1	151130								
93A	61005-24075	BOLT	44	1	151130								
94A	61033-12050	BOLT	24	1	151130								
95A	61101-12025	BOLT,SOCKET	8	1	151130								
96A	61013-24032	BOLT	6	1	151130								
97A	61014-12045	BOLT	24	1	151130								
98A	61101-12045	BOLT,SOCKET	16	1	151130								
99A	61802-10016	BOLT,FLANGED	4	1	151130								
100A	61033-16020	BOLT	2	1	151130								
101A	61802-08020	BOLT,FLANGED	16	1	151130								
102A	61802-08035	BOLT,FLANGED	16	1	150215								
102B	61802-08035	BOLT,FLANGED	32	150216	151130								
103A	62710-18161	WASHER,PLANE	16	1	151130								
104A	62710-18241	WASHER,PLANE	44	1	151130								
105A	62710-18121	WASHER,PLANE	24	1	151130								
121A	40840-23050	BUSHING	1	1	151130			01					
122A	47131-74950	RING,O	2	1	151130				02				
123A	65210-12018	RING,O	1	1	151130					03			

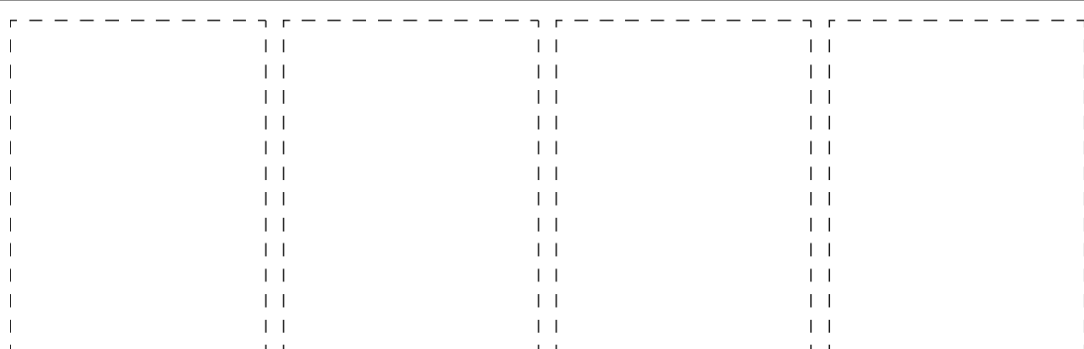
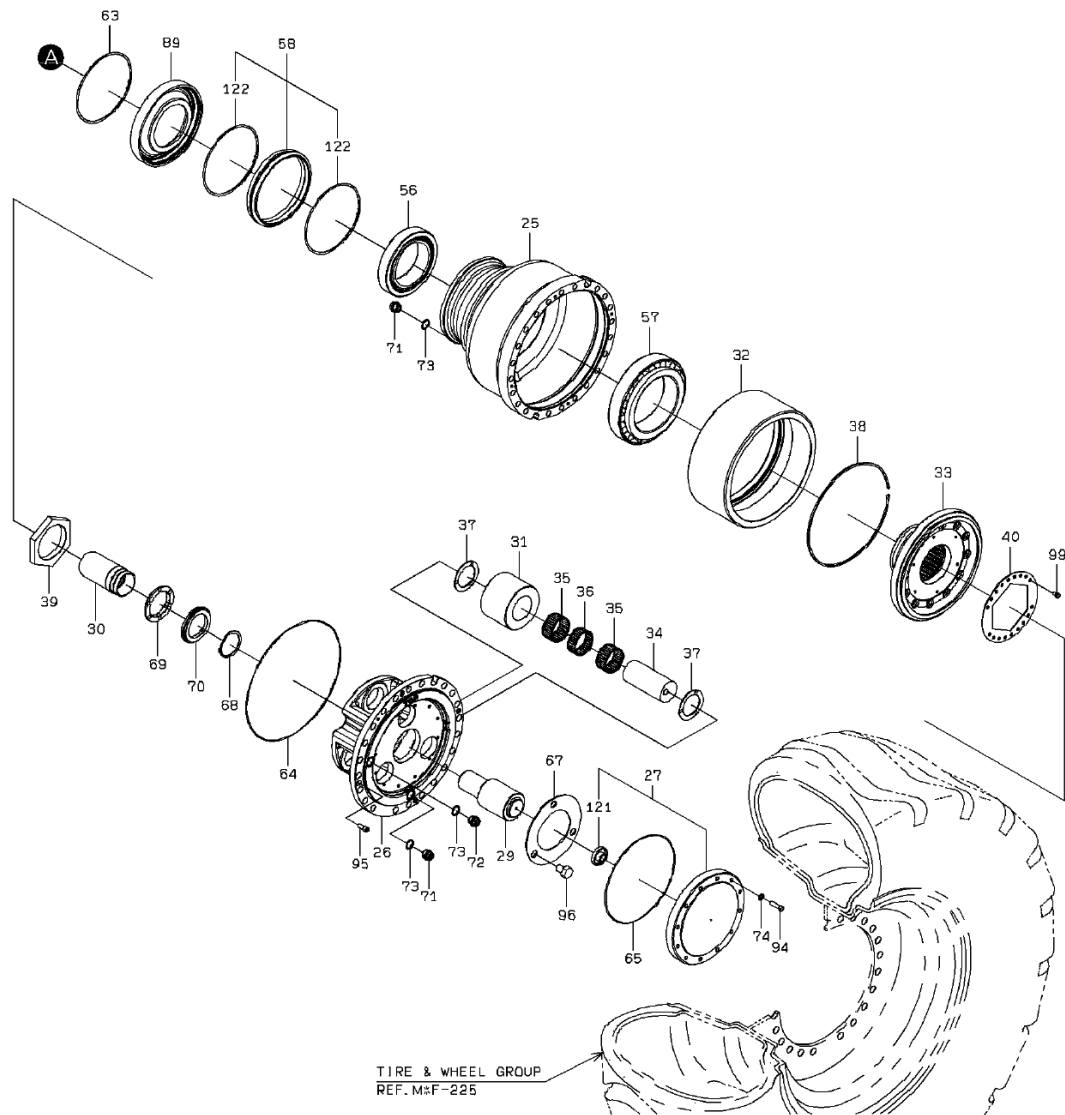
# FRONT AXLE

< S/N 0185 - > ... JPN  
 < S/N 5169 - > ... USA  
 < S/N 9155 - > ... EU

(注配) : 本図は“左側”を示します。  
 (NOTE) : THIS ILLUSTRATION SHOWS “LEFT HAND”.



# FRONT AXLE



2-A

## FRONT AXLE

SYM-BOL	PART NUMBER	PART NAME	UNIT Q,TY	SERIAL		REMARKS														
				(A)	(B)	N	P	D	(A)	(B)	(C)	(D)	REMARKS							
000A	30111-22190	AXLE ASSY,FRONT	1	151201	-															
21A	37301-23200	DIFFERENTIAL ASSY	1	151201	-															REF.425
22A	37921-22280	HOUSING,AXLE	1	151201	-															
23A	30580-20170	EXTENSION	2	151201	-															
25A	38055-20580	HUB,WHEEL	2	151201	-															
26A	37900-27440	HOUSING	2	151201	-															
27A	31241-20590	COVER ASSY	2	151201	-							Y01								
28A	34511-21310	SHAFT,AXLE	2	151201	-															
29A	32425-20680	GEAR,SUN	2	151201	-															
30A	31160-20830	COUPLING	2	151201	-															
31A	32431-20660	GEAR,PLANET	6	151201	-															
32A	32421-20670	GEAR,INTERNAL	2	151201	-															
33A	38052-20780	HUB,INTERNAL GEAR	2	151201	-															
34A	40040-20620	PIN,PLANET	6	151201	-															
35A	33065-60250	CAGE,NEEDLE	12	151201	-															
36A	33065-60300	CAGE,NEEDLE	6	151201	-															
37A	47171-21080	RING,WEAR	12	151201	-															
38A	45311-21090	RING,SNAP	2	151201	-															
39A	37616-20260	NUT,AXLE	2	151201	-															
40A	46031-20220	WASHER,AXLE	2	151201	-															
42A	32400-26500	GEAR	2	151201	-															
43A	37900-27690	HOUSING	1	151201	-															
44A	37900-27700	HOUSING	1	151201	-															
45A	39960-22900	PISTON	2	151201	-															
46A	37212-60390	DISC,SEPARATION	8	151201	-															
47A	37213-60770	DISC,FRICTION	6	151201	-															
48A	43956-20310	BOLT,SOCKET	16	151201	-															
49A	35600-20240	SPRING	16	151201	-															
50A	88001-61101	NUT,U	16	151201	-															
51A	46011-23670	WASHER,PLANE	16	151201	-															
54A	47171-21130	RING,WEAR	2	151201	-															
56A	78247-32034	BEARING,TAPER ROLLER	2	151201	-															
57A	78256-32044	BEARING,TAPER ROLLER	2	151201	-															
58A	34047-60040	SEAL,FLOATING	2	151201	-								Y02							
59A	47148-60220	RING,D	2	151201	-															
60A	47148-60230	RING,D	2	151201	-															
61A	65212-34084	RING,O	4	151201	-															
62A	47131-20210	RING,O	1	151201	-															
63A	65210-22270	RING,O	2	151201	-															
64A	47131-20280	RING,O	2	151201	-															
65A	47131-21970	RING,O	2	151201	-															
67A	41621-34930	PLATE	2	151201	-															
68A	63811-00095	RING,SNAP	2	151201	-															
69A	40840-26510	BUSHING	4	151201	-															
70A	45200-31130	RING	2	151201	-															
71A	41535-20150	PLUG,MAGNET	4	151201	-															
72A	41530-23430	PLUG	3	151201	-															
73A	88111-13090	WASHER,SEAL	10	151201	-															
74A	88111-11200	WASHER,SEAL	26	151201	-															
76A	41718-21920	PLATE	2	151201	-															
77A	35107-70030	SCREW,BLEED	2	151201	-															
78A	40840-27210	BUSHING	6	151201	-															
79A	45887-20170	ROD,PUSH	6	151201	-															
80A	62403-81121	NUT	6	151201	-															
81A	65210-12009	RING,O	6	151201	-															
82A	65210-12018	RING,O	6	151201	-															
83A	35700-20500	SPACER	6	151201	-															
84A	88390-21308	PLUG	4	151201	-															
85A	35829-60150	SENSOR,TEMPERATURE	1	151201	-									Y03						
86A	41530-23340	PLUG	1	151201	-															
89A	45200-31140	RING	2	151201	-															
90A	41535-20170	PLUG,MAGNET	3	151201	-															
91A	61005-16045	BOLT	10	151201	-															
92A	61005-16110	BOLT	6	151201	-															
93A	61006-24190	BOLT	48	151201	-															
94A	61033-12050	BOLT	24	151201	-															

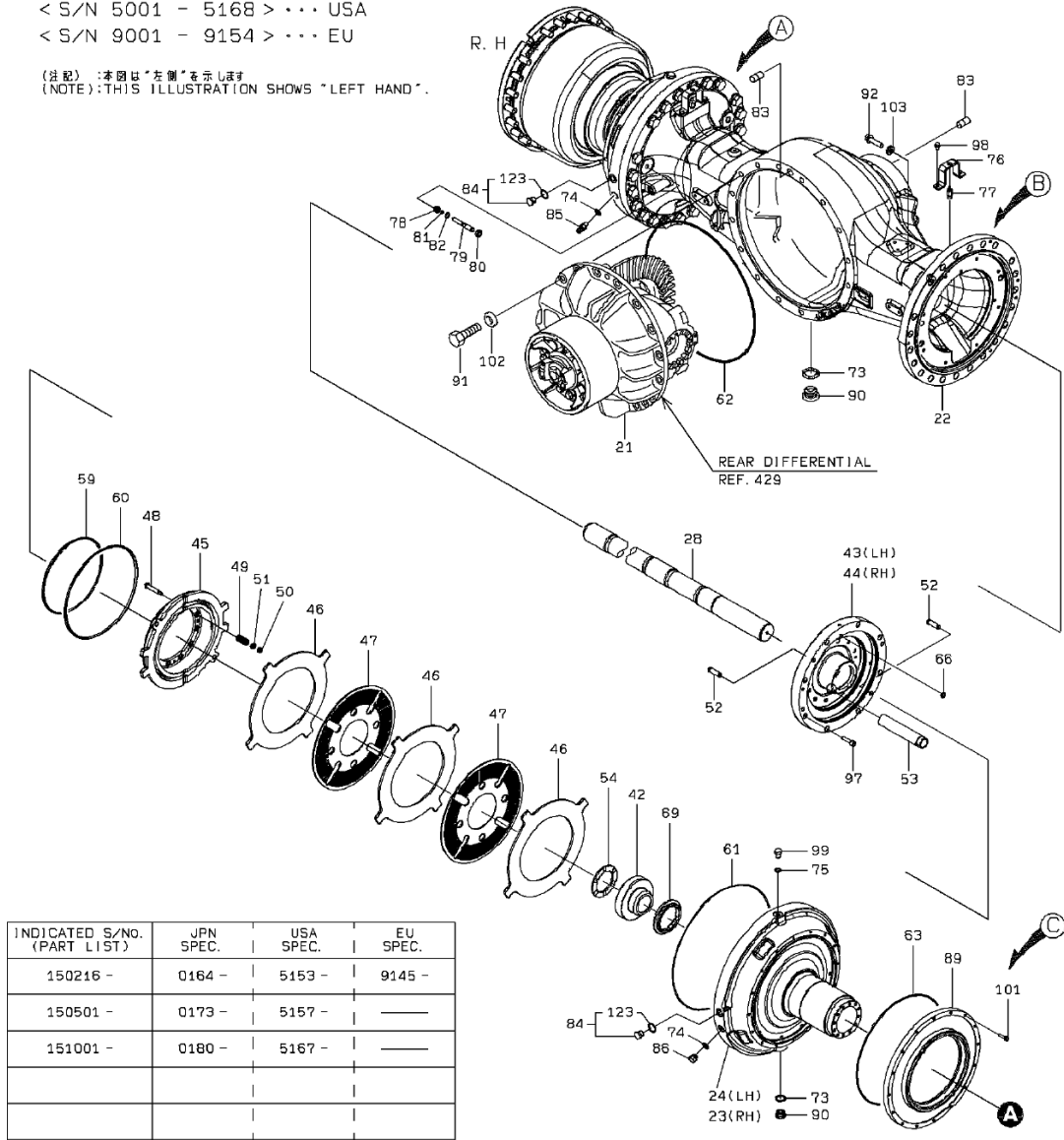
**FRONT AXLE**

SYM-BOL	PART NUMBER	PART NAME	UNIT Q,TY	SERIAL (A) - (B)	REMARKS						
					N	P	D	(A)	(B)	(C)	(D)
95A	61101-12025	BOLT,SOCKET	8	151201 -							
96A	61013-24032	BOLT	6	151201 -							
98A	61101-12135	BOLT,SOCKET	8	151201 -							
99A	61802-10016	BOLT,FLANGED	12	151201 -							
100A	61033-12016	BOLT	2	151201 -							
101A	61121-12025	BOLT,SOCKET	14	151201 -							
103A	62710-18161	WASHER,PLANE	16	151201 -							
104A	62710-18241	WASHER,PLANE	48	151201 -							
105A	62701-40121	WASHER,PLANE	2	151201 -							
106A	41642-20260	PLATE	6	151201 -							
121A	40840-23050	BUSHING	1	151201 -				01			
122A	47131-74950	RING,O	2	151201 -					02		
123A	65210-12018	RING,O	1	151201 -						03	

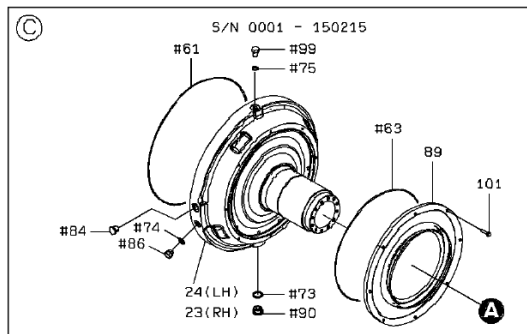
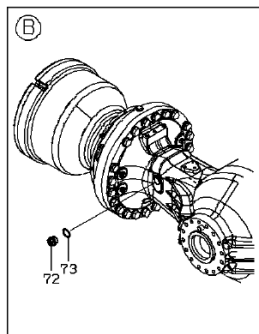
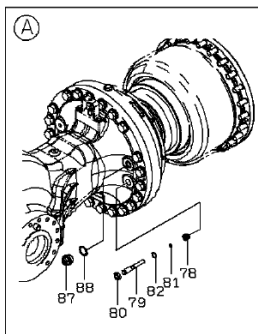
# REAR AXLE

< S/N 0101 - 0184 > ... JPN  
 < S/N 5001 - 5168 > ... USA  
 < S/N 9001 - 9154 > ... EU

(注記) : 本図は“左側”を示します  
 (NOTE) : THIS ILLUSTRATION SHOWS “LEFT HAND”.

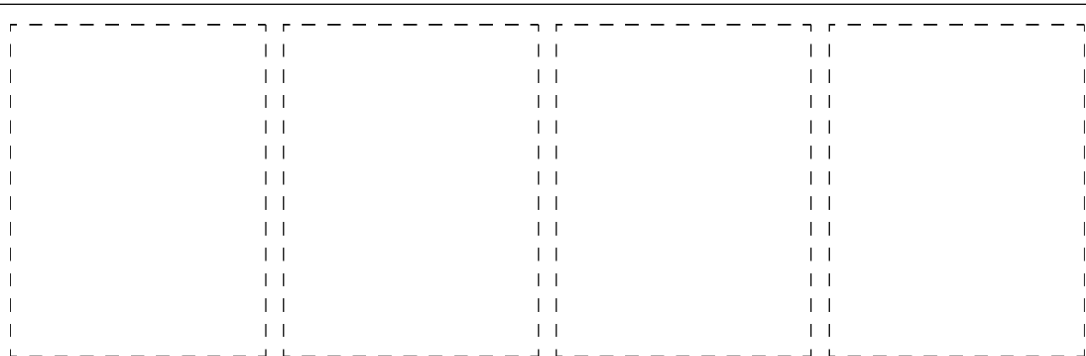
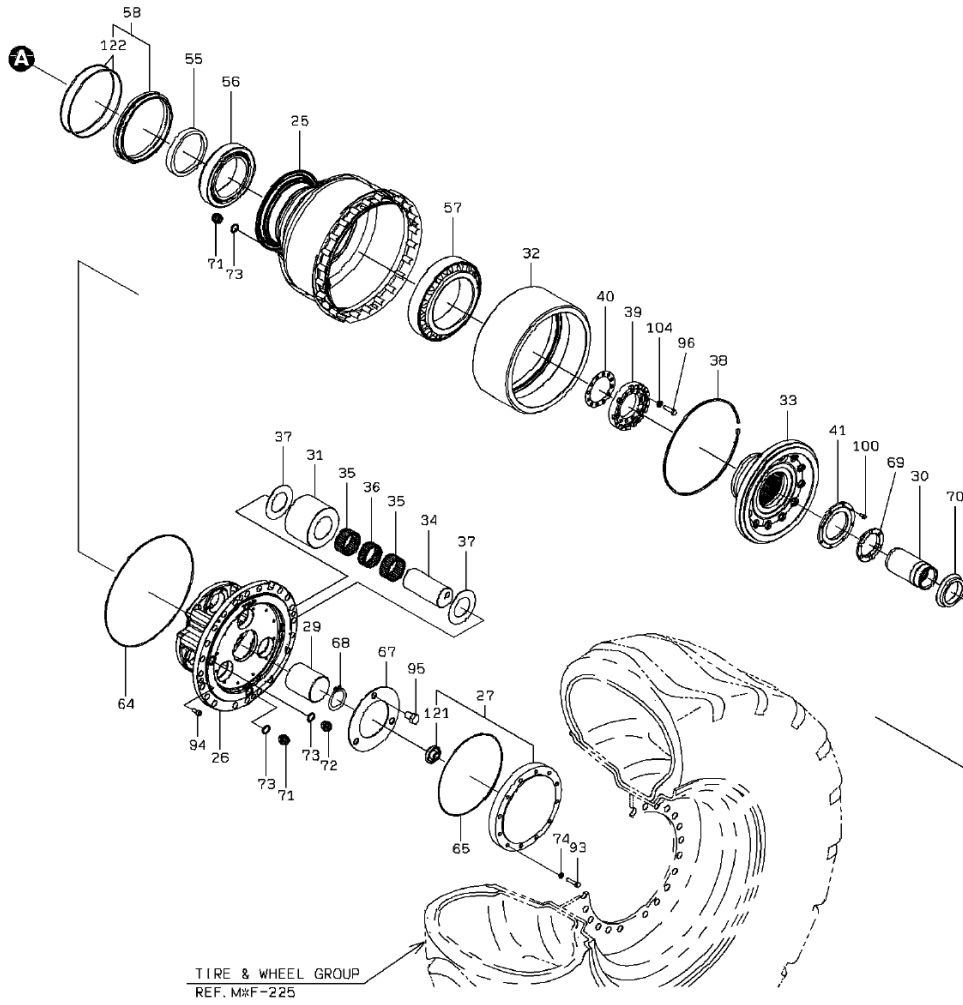


INDICATED S/No. (PART LIST)	JPN SPEC.	USA SPEC.	EU SPEC.
150216 -	0164 -	5153 -	9145 -
150501 -	0173 -	5157 -	—
151001 -	0180 -	5167 -	—



# REAR AXLE

(注記) : 本図は「左側」を示します。  
 (NOTE) : THIS ILLUSTRATION SHOWS 'LEFT HAND'.



2-B



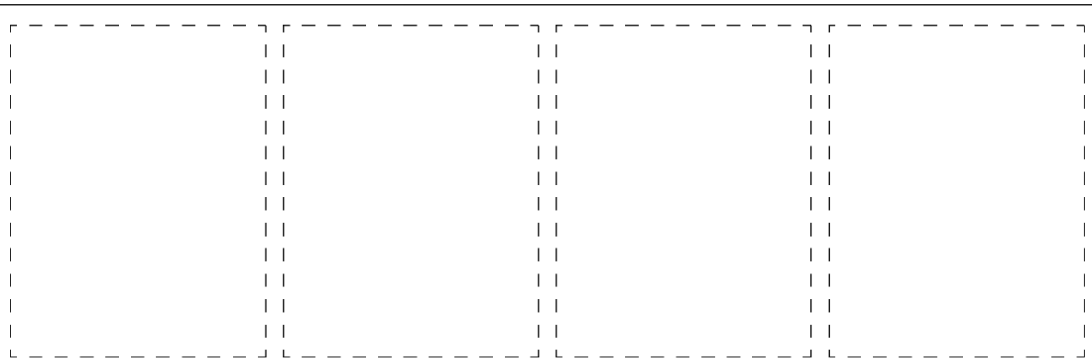
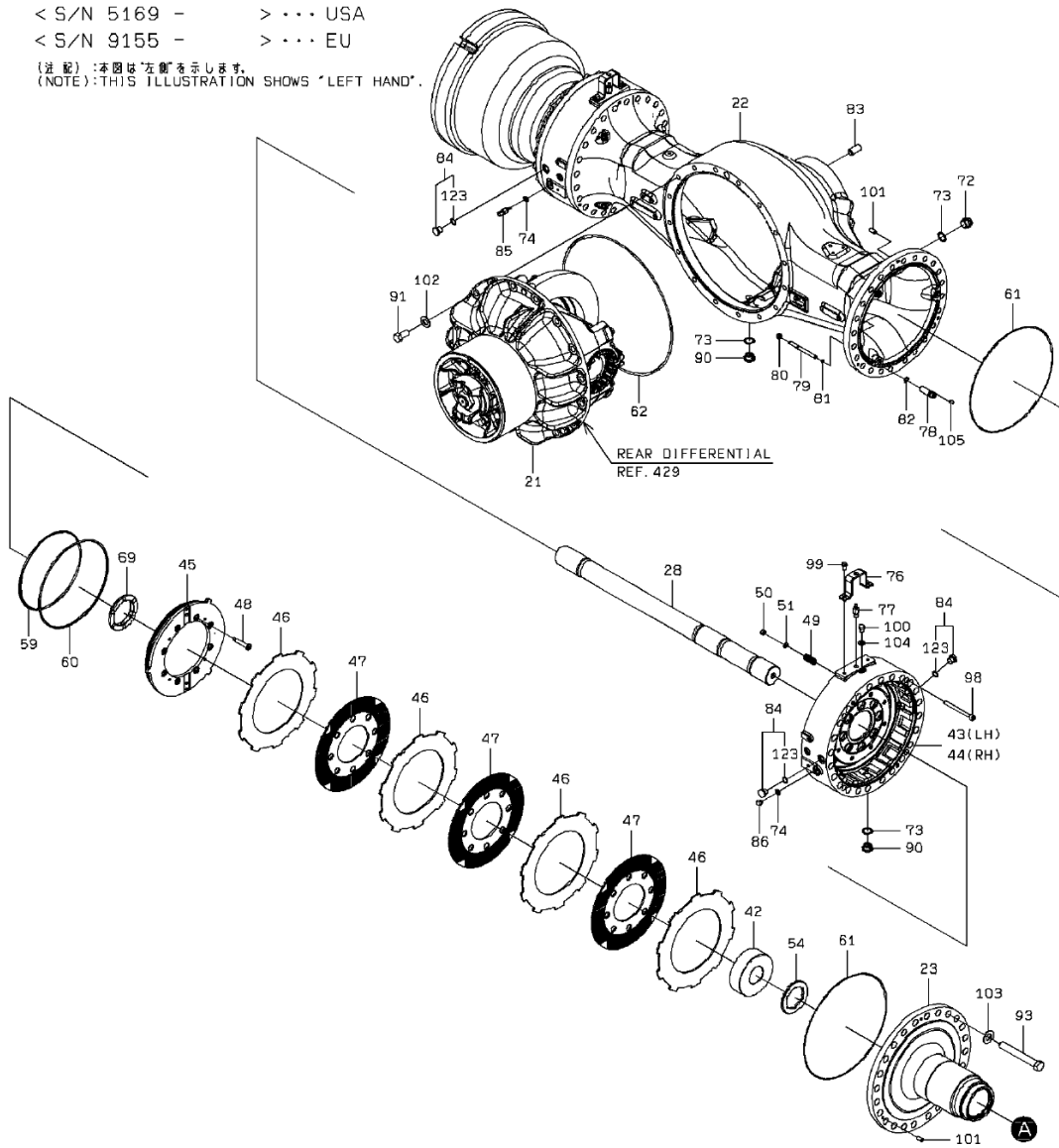
## REAR AXLE

SYM-BOL	PART NUMBER	PART NAME	UNIT Q,TY	SERIAL		REMARKS														
				(A)	(B)	N	P	D	(A)	(B)	(C)	(D)	REMARKS							
84A	88390-21308	PLUG	2	1	50930															
84B	80018-85004	PLUG	2	151001	51130	A														
85A	35829-60150	SENSOR,TEMPERATURE	1	1	51130															
86A	41530-23340	PLUG	1	1	51130															
87A	41530-23420	PLUG	2	1	51130															
88A	88111-12490	WASHER,SEAL	2	1	51130															
89A	45200-30910	RING	2	1	51130															
90A	41535-20170	PLUG,MAGNET	3	1	51130															
91A	61005-20045	BOLT	16	1	51130															
92A	61005-24075	BOLT	44	1	51130															
93A	61033-12050	BOLT	24	1	51130															
94A	61101-12025	BOLT,SOCKET	8	1	51130															
95A	61013-24032	BOLT	6	1	51130															
96A	61014-12045	BOLT	24	1	51130															
97A	61101-12045	BOLT,SOCKET	16	1	51130															
98A	61802-10016	BOLT,FLANGED	4	1	51130															
99A	61033-16020	BOLT	2	1	51130															
100A	61802-08020	BOLT,FLANGED	16	1	51130															
101A	61802-08035	BOLT,FLANGED	16	1	50215															
101B	61802-08035	BOLT,FLANGED	32	150216	51130															
102A	62710-18201	WASHER,PLANE	16	1	51130															
103A	62710-18241	WASHER,PLANE	44	1	51130															
104A	62710-18121	WASHER,PLANE	24	1	51130															
121A	40840-23050	BUSHING	1	1	51130						01									
122A	47131-74950	RING,O	2	1	51130							02								
123A	65210-12018	RING,O	1	1	51130								03							

# REAR AXLE

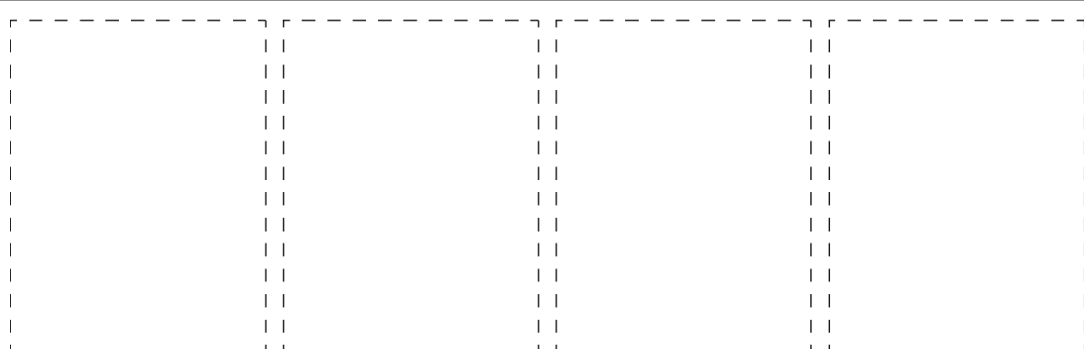
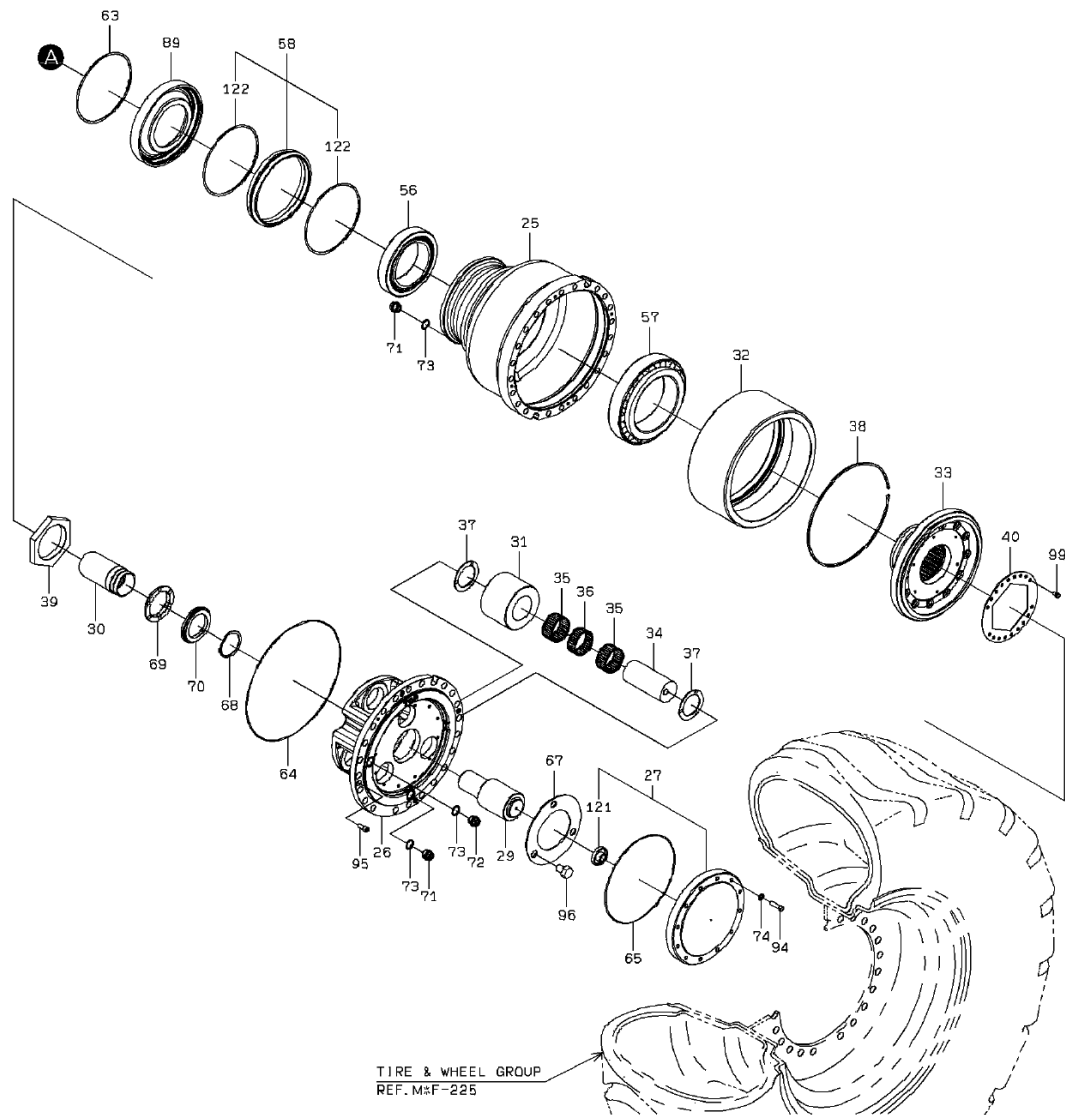
< S/N 0185 - > ... JPN  
 < S/N 5169 - > ... USA  
 < S/N 9155 - > ... EU

(注 配) : 本図は“左側”を示します。  
 (NOTE) : THIS ILLUSTRATION SHOWS “LEFT HAND”.



1-A

# REAR AXLE



2-A

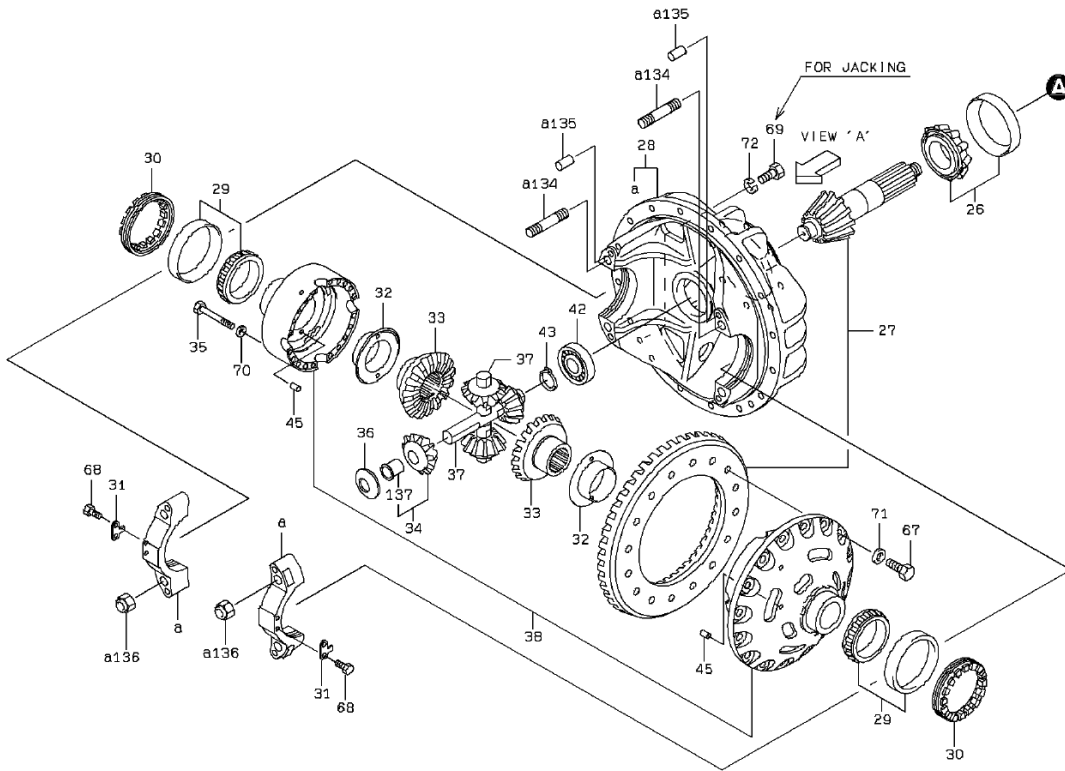
## REAR AXLE

SYM-BOL	PART NUMBER	PART NAME	UNIT Q,TY	SERIAL			REMARKS													
				(A)	-	(B)	N	P	D	(A)	(B)	(C)	(D)	REMARKS						
000A	30112-23290	AXLE ASSY,REAR	1	151201	-															
21A	37301-23210	DIFFERENTIAL ASSY	1	151201	-															REF.429
22A	37921-22350	HOUSING,AXLE	1	151201	-															
23A	30580-20170	EXTENSION	2	151201	-															
25A	38055-20580	HUB,WHEEL	2	151201	-															
26A	37900-27440	HOUSING	2	151201	-															
27A	31241-20590	COVER ASSY	2	151201	-							Y01								
28A	34511-21310	SHAFT,AXLE	2	151201	-															
29A	32425-20680	GEAR,SUN	2	151201	-															
30A	31160-20830	COUPLING	2	151201	-															
31A	32431-20660	GEAR,PLANET	6	151201	-															
32A	32421-20670	GEAR,INTERNAL	2	151201	-															
33A	38052-20780	HUB,INTERNAL GEAR	2	151201	-															
34A	40040-20620	PIN,PLANET	6	151201	-															
35A	33065-60250	CAGE,NEEDLE	12	151201	-															
36A	33065-60300	CAGE,NEEDLE	6	151201	-															
37A	47171-21080	RING,WEAR	12	151201	-															
38A	45311-21090	RING,SNAP	2	151201	-															
39A	37616-20260	NUT,AXLE	2	151201	-															
40A	46031-20220	WASHER,AXLE	2	151201	-															
42A	32400-26500	GEAR	2	151201	-															
43A	37900-27690	HOUSING	1	151201	-															
44A	37900-27700	HOUSING	1	151201	-															
45A	39960-22900	PISTON	2	151201	-															
46A	37212-60390	DISC,SEPARATION	8	151201	-															
47A	37213-60770	DISC,FRICITION	6	151201	-															
48A	43956-20310	BOLT,SOCKET	16	151201	-															
49A	35600-20240	SPRING	16	151201	-															
50A	88001-61101	NUT,U	16	151201	-															
51A	46011-23670	WASHER,PLANE	16	151201	-															
54A	47171-21130	RING,WEAR	2	151201	-															
56A	78247-32034	BEARING,TAPER ROLLER	2	151201	-															
57A	78256-32044	BEARING,TAPER ROLLER	2	151201	-															
58A	34047-60040	SEAL,FLOATING	2	151201	-								Y02							
59A	47148-60220	RING,D	2	151201	-															
60A	47148-60230	RING,D	2	151201	-															
61A	65212-34084	RING,O	4	151201	-															
62A	47131-20210	RING,O	1	151201	-															
63A	65210-22270	RING,O	2	151201	-															
64A	47131-20280	RING,O	2	151201	-															
65A	47131-21970	RING,O	2	151201	-															
67A	41621-34930	PLATE	2	151201	-															
68A	63811-00095	RING,SNAP	2	151201	-															
69A	40840-26510	BUSHING	4	151201	-															
70A	45200-31130	RING	2	151201	-															
71A	41535-20150	PLUG,MAGNET	4	151201	-															
72A	41530-23430	PLUG	3	151201	-															
73A	88111-13090	WASHER,SEAL	10	151201	-															
74A	88111-11200	WASHER,SEAL	26	151201	-															
76A	41718-21920	PLATE	2	151201	-															
77A	35107-70030	SCREW,BLEED	2	151201	-															
78A	40840-27210	BUSHING	6	151201	-															
79A	45887-20170	ROD,PUSH	6	151201	-															
80A	62403-81121	NUT	6	151201	-															
81A	65210-12009	RING,O	6	151201	-															
82A	65210-12018	RING,O	6	151201	-															
83A	40010-20100	PIN,STRAIGHT	2	151201	-															
84A	88390-21308	PLUG	4	151201	-															
85A	35829-60150	SENSOR,TEMPERATURE	1	151201	-									Y03						
86A	41530-23340	PLUG	1	151201	-															
89A	45200-31140	RING	2	151201	-															
90A	41535-20170	PLUG,MAGNET	3	151201	-															
91A	61005-20045	BOLT	16	151201	-															
93A	61006-24190	BOLT	48	151201	-															
94A	61033-12050	BOLT	24	151201	-															
95A	61101-12025	BOLT,SOCKET	8	151201	-															


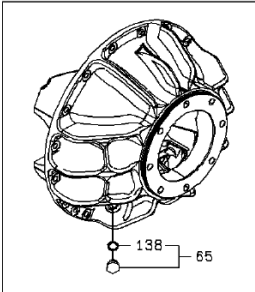


# FRONT DIFFERENTIAL

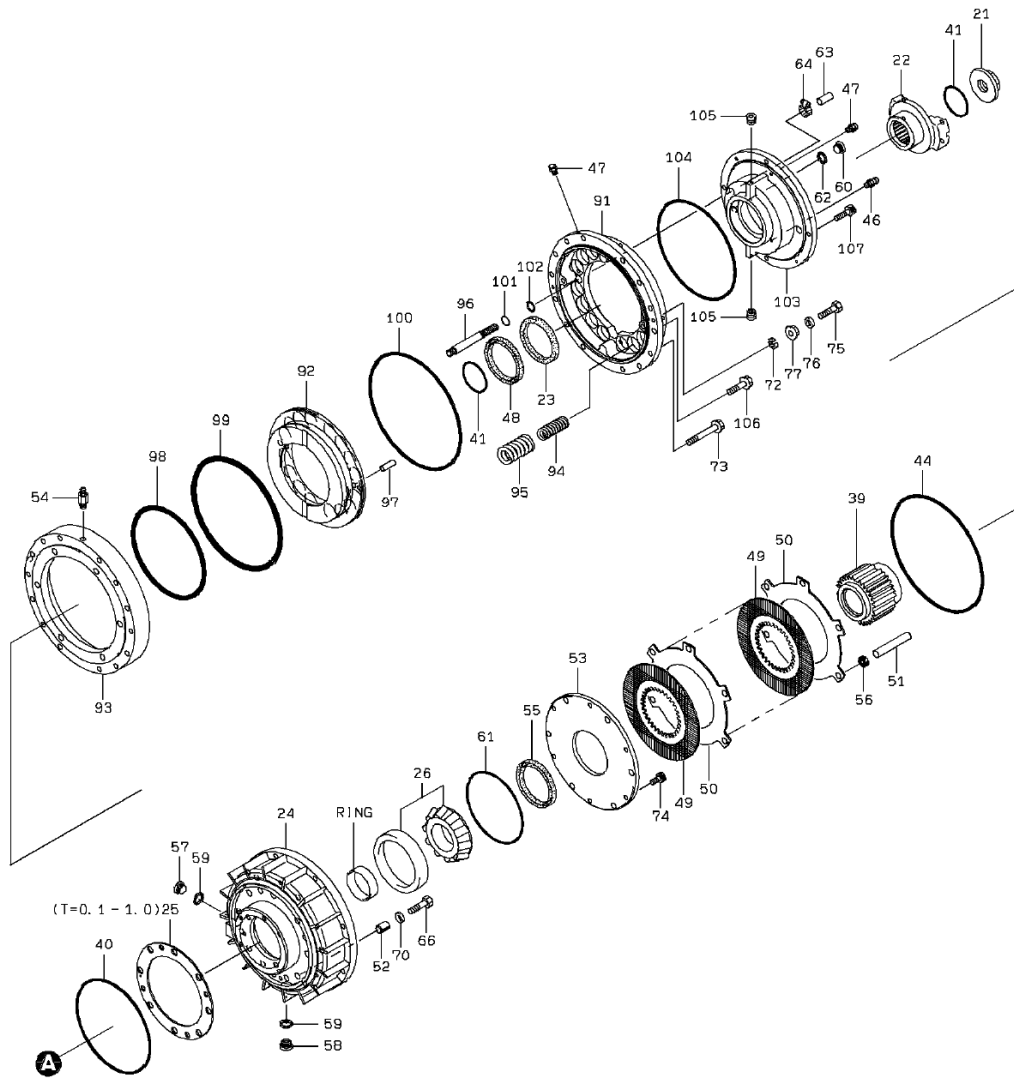
(注) : 印は照号 28 に含まれるパーツを示します。  
 (NOTE) : SYMBOL 28 CONSISTS OF THE PARTS WITH a.



VIEW 'A'



# FRONT DIFFERENTIAL



RING							
108	T=22. 20	116	T=22. 36	124	T=22. 16	132	T=22. 58
109	T=22. 22	117	T=22. 38	125	T=22. 14	133	T=22. 60
110	T=22. 24	118	T=22. 40	126	T=22. 12		
111	T=22. 26	119	T=22. 42	127	T=22. 10		
112	T=22. 28	120	T=22. 44	128	T=22. 50		
113	T=22. 30	121	T=22. 46	129	T=22. 52		
114	T=22. 32	122	T=22. 48	130	T=22. 54		
115	T=22. 34	123	T=22. 18	131	T=22. 56		

2-A

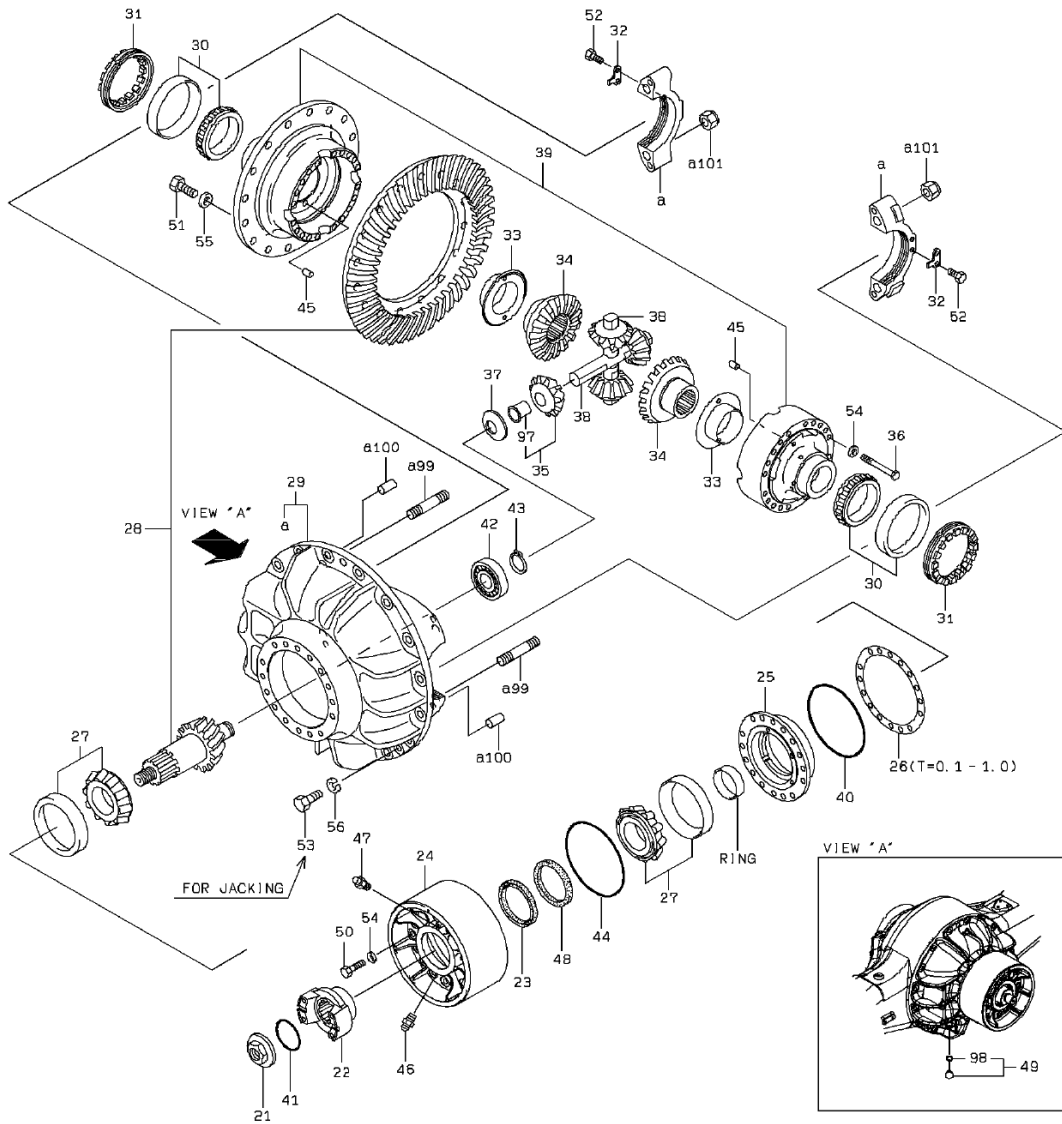
## FRONT DIFFERENTIAL

SYM-BOL	PART NUMBER	PART NAME	UNIT Q,TY	SERIAL (A) - (B)	REMARKS						
					N	P	D	(A)	(B)	(C)	(D)
000A	37301-23200	DIFFERENTIAL ASSY	1	1 -							
21A	37600-20360	NUT	1	1 -							
22A	44621-20400	YOKE,FLANGE	1	1 -							
23A	34042-60590	SEAL,OIL	1	1 -							
24A	37900-26390	HOUSING	1	1 -							
25A	34200-28150	SHIM	1	1 -							
26A	42004-60390	BEARING,TAPER ROLLER	2	1 -							
27A	32420-20510	GEAR SET, SPIRAL BEVEL	1	1 -							
28A	37904-21180	HOUSING ASSY	1	1 -				Y01			
29A	42004-70020	BEARING,TAPER ROLLER	2	1 -							
30A	37600-20290	NUT	2	1 -							
31A	41641-20330	PLATE	2	1 -							
32A	40840-20500	BUSHING	2	1 -							
33A	32433-60180	GEAR,BEVEL	2	1 -							
34A	32433-20640	GEAR,BEVEL	4	1 -				Y02			
35A	61013-16120	BOLT	16	1 -							
36A	47171-21560	RING,WEAR	4	1 -							
37A	35510-20810	SPIDER	2	1 -							
38A	37904-21090	HOUSING ASSY	1	1 -							
39A	32400-26480	GEAR	1	1 -							
40A	47131-60480	RING,O	1	1 -							
41A	65210-22100	RING,O	2	1 -							
42A	42003-20030	BEARING,ROLLER	1	1 -							
43A	63811-00045	RING,SNAP	1	1 -							
44A	47131-20370	RING,O	1	1 -							
45A	63021-08012	PIN,STRAIGHT	4	1 -							
46A	75011-25400	NIPPLE,GREASE	1	1 -							
47A	41100-60030	BREATHER	2	1 -							
48A	34042-60660	SEAL,OIL	1	1 -							
49A	37213-60760	DISC, FRICTION	5	1 -							
50A	37212-60330	DISC,SEPARATION	5	1 -							
51A	40000-42060	PIN	6	1 -							
52A	40033-20170	PIN,SPRING	8	1 -							
53A	44956-20350	RETAINER,BRAKE	1	1 -							
54A	35107-70030	SCREW,BLEED	1	1 -							
55A	34042-60600	SEAL,OIL	1	1 -							
56A	35600-60210	SPRING	15	1 -							
57A	41530-23430	PLUG	1	1 -							
58A	41535-20170	PLUG,MAGNET	1	1 -							
59A	88111-13090	WASHER,SEAL	2	1 -							
60A	41530-23420	PLUG	1	1 -							
61A	65210-22240	RING,O	1	1 -							
62A	88111-12490	WASHER,SEAL	1	1 -							
63A	32224-20240	CAP,ELASTIC	2	1 -							
64A	69002-02200	BAND,HOSE	2	1 -							
65A	88390-21312	PLUG	1	1 -					Y03		
66A	61005-16055	BOLT	8	1 -							
67A	61006-24055	BOLT	16	1 -							
68A	61033-10020	BOLT	4	1 -							
69A	61033-16020	BOLT	2	1 -							
70A	62710-18161	WASHER,PLANE	24	1 -							
71A	62710-18241	WASHER,PLANE	16	1 -							
72A	62721-16100	WASHER,SPRING	4	1 -							
73A	61802-16110	BOLT,FLANGED	8	1 -							
74A	61101-12020	BOLT,SOCKET	6	1 -							
75A	61033-10040	BOLT	2	1 -							
76A	62701-40101	WASHER,PLANE	2	1 -							
77A	62480-21161	NUT,FLANGED	2	1 -							
91A	37900-26720	HOUSING	1	1 -							
92A	39960-22360	PISTON	1	1 -							
93A	37900-26140	HOUSING	1	1 -							
94A	35600-23520	SPRING	16	1 -							
95A	35600-23530	SPRING	16	1 -							
96A	45870-30010	ROD	2	1 -							
97A	63026-16050	PIN,STRAIGHT	2	1 -							
98A	47148-60180	RING,D	1	1 -							



# REAR DIFFERENTIAL

(过配) : 印は照号 29 に含まれるパーツを示します。  
 (NOTE): SYMBOL 29 CONSISTS OF THE PARTS WITH a.



RING							
71	T=22. 20	79	T=22. 36	87	T=22. 16	95	T=22. 58
72	T=22. 22	80	T=22. 38	88	T=22. 14	96	T=22. 60
73	T=22. 24	81	T=22. 40	89	T=22. 12		
74	T=22. 26	82	T=22. 42	90	T=22. 10		
75	T=22. 28	83	T=22. 44	91	T=22. 50		
76	T=22. 30	84	T=22. 46	92	T=22. 52		
77	T=22. 32	85	T=22. 48	93	T=22. 54		
78	T=22. 34	86	T=22. 18	94	T=22. 56		

## REAR DIFFERENTIAL

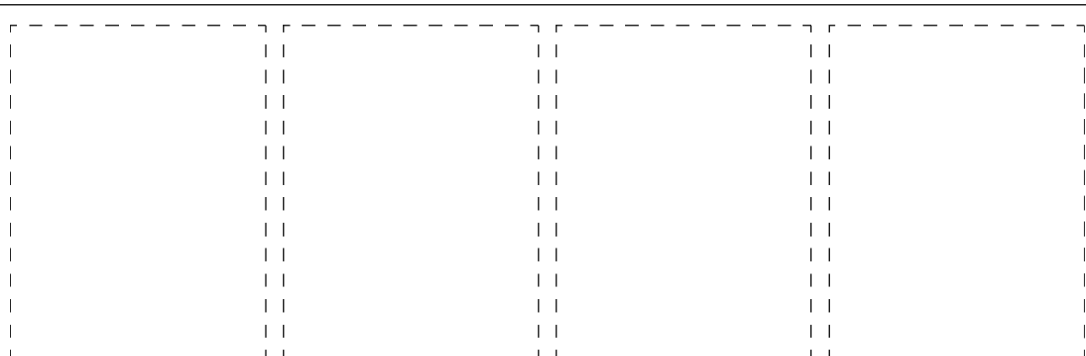
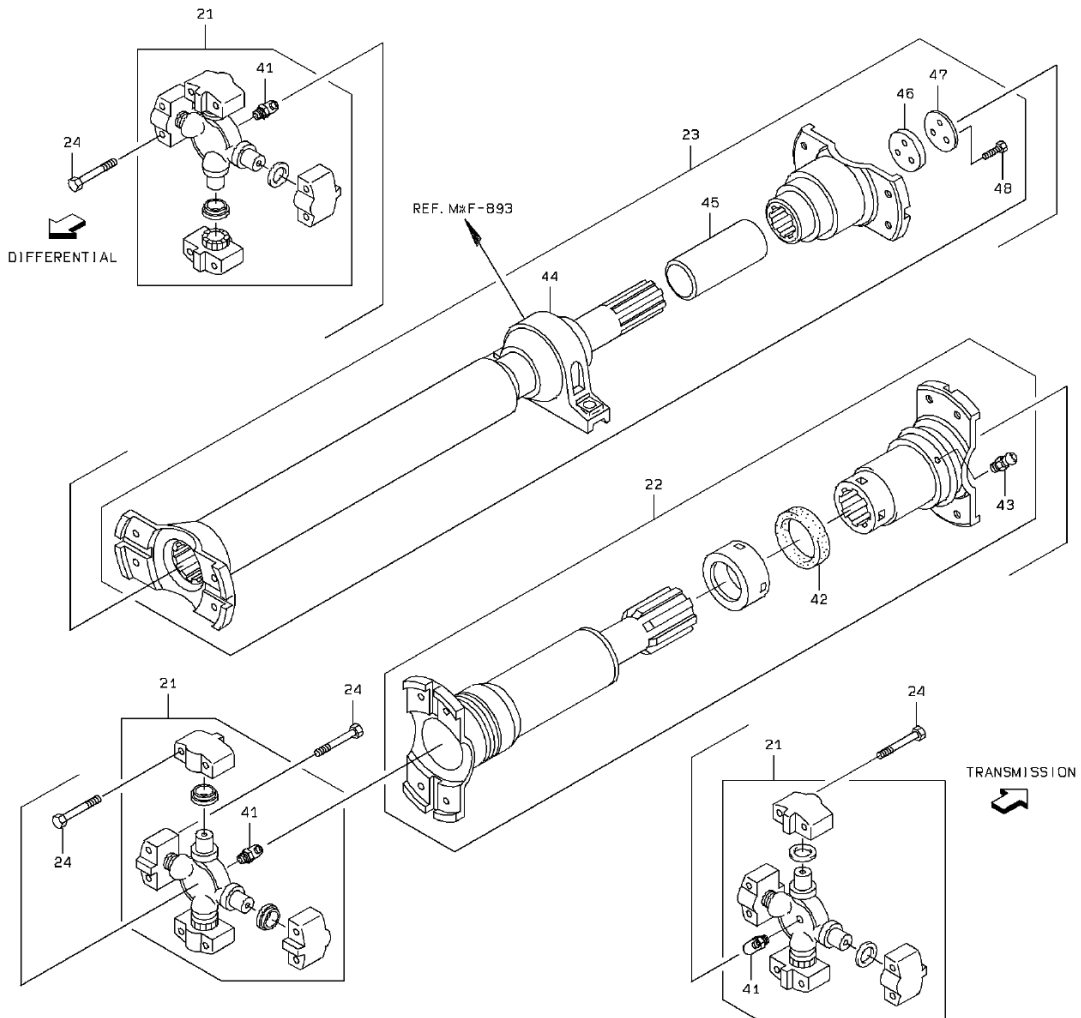
SYM-BOL	PART NUMBER	PART NAME	UNIT Q,TY	SERIAL (A) - (B)	REMARKS					REMARKS
					N	P	D	(A)	(B)	
000A	37301-23210	DIFFERENTIAL ASSY	1	1 -						
21A	37600-20360	NUT	1	1 -						
22A	44621-20410	YOKE,FLANGE	1	1 -						
23A	34042-60590	SEAL,OIL	1	1 -						
24A	37381-20080	TRUNNION	1	1 -						
25A	37900-25640	HOUSING	1	1 -						
26A	34200-27650	SHIM	1	1 -						
27A	42004-60390	BEARING,TAPER ROLLER	2	1 -						
28A	32420-20520	GEAR SET, SPIRAL BEVEL	1	1 -						
29A	37904-21190	HOUSING ASSY	1	1 -					Y03	
30A	42004-70020	BEARING,TAPER ROLLER	2	1 -						
31A	37600-20290	NUT	2	1 -						
32A	41641-20330	PLATE	2	1 -						
33A	40840-20500	BUSHING	2	1 -						
34A	32433-60180	GEAR,BEVEL	2	1 -						
35A	32433-20640	GEAR,BEVEL	4	1 -			Y01			
36A	61013-16120	BOLT	16	1 -						
37A	47171-21560	RING,WEAR	4	1 -						
38A	35510-20810	SPIDER	2	1 -						
39A	37904-21090	HOUSING ASSY	1	1 -						
40A	65210-22220	RING,O	1	1 -						
41A	65210-22100	RING,O	1	1 -						
42A	42003-20030	BEARING,ROLLER	1	1 -						
43A	63811-00045	RING,SNAP	1	1 -						
44A	65211-32204	RING,O	1	1 -						
45A	63021-08012	PIN,STRAIGHT	4	1 -						
46A	75011-25400	NIPPLE,GREASE	1	1 -						
47A	41100-60030	BREATHER	1	1 -						
48A	34042-60660	SEAL,OIL	1	1 -						
49A	88390-21312	PLUG	1	1 -			Y02			
50A	61005-16065	BOLT	16	1 -						
51A	61006-24055	BOLT	16	1 -						
52A	61033-10020	BOLT	4	1 -						
53A	61033-16020	BOLT	2	1 -						
54A	62710-18161	WASHER,PLANE	32	1 -						
55A	62710-18241	WASHER,PLANE	16	1 -						
56A	62721-16100	WASHER,SPRING	2	1 -						
71A	45200-25240	RING	1	1 -						L=22.20
72A	45200-25250	RING	1	1 -						L=22.22
73A	45200-25260	RING	1	1 -						L=22.24
74A	45200-25270	RING	1	1 -						L=22.26
75A	45200-25280	RING	1	1 -						L=22.28
76A	45200-25290	RING	1	1 -						L=22.30
77A	45200-25300	RING	1	1 -						L=22.32
78A	45200-25310	RING	1	1 -						L=22.34
79A	45200-25320	RING	1	1 -						L=22.36
80A	45200-25330	RING	1	1 -						L=22.38
81A	45200-25340	RING	1	1 -						L=22.40
82A	45200-25350	RING	1	1 -						L=22.42
83A	45200-25360	RING	1	1 -						L=22.44
84A	45200-25370	RING	1	1 -						L=22.46
85A	45200-25380	RING	1	1 -						L=22.48
86A	45200-29910	RING	1	1 -						L=22.18
87A	45200-29920	RING	1	1 -						L=22.16
88A	45200-29930	RING	1	1 -						L=22.14
89A	45200-29940	RING	1	1 -						L=22.12
90A	45200-29950	RING	1	1 -						L=22.10
91A	45200-31030	RING	1	1 -						L=22.50
92A	45200-31040	RING	1	1 -						L=22.52
93A	45200-31050	RING	1	1 -						L=22.54
94A	45200-31060	RING	1	1 -						L=22.56
95A	45200-31070	RING	1	1 -						L=22.58
96A	45200-31080	RING	1	1 -						L=22.60
97A	40840-60420	BUSHING	1	1 -			01			
98A	65210-12024	RING,O	1	1 -				02		
99A	43955-20070	BOLT,STUD	4	1 -					03	



---

MEMO

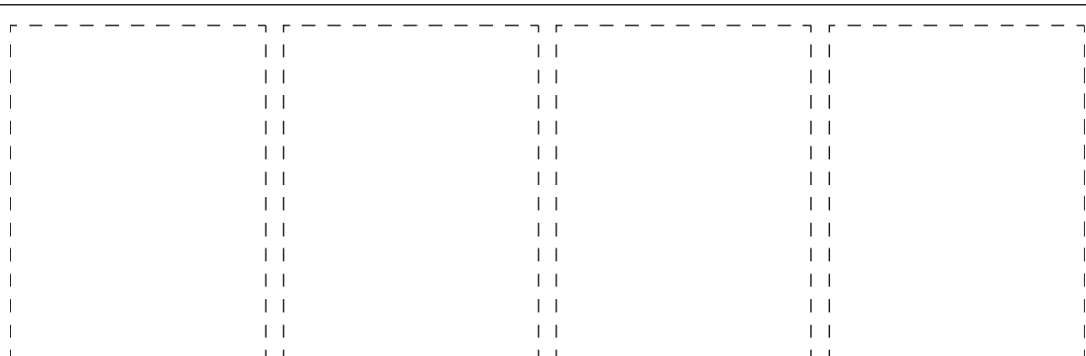
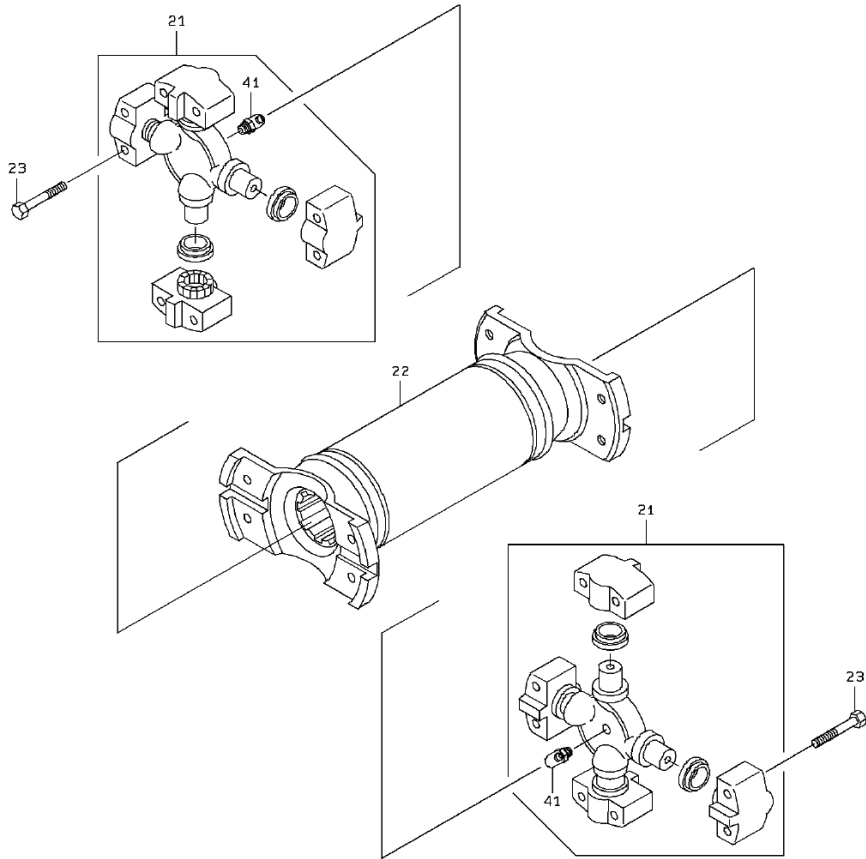
# 2ND PROPELLER SHAFT



### 2ND PROPELLER SHAFT

SYM-BOL	PART NUMBER	PART NAME	UNIT Q, TY	SERIAL (A) - (B)	REMARKS							
					N	P	D	(A)	(B)	(C)	(D)	REMARKS
000A	42752-61070	PROPELLERSHAFT ASSY,2	1	1 -								
21A	35513-70270	SPIDER ASSY, JOURNAL	3	1 -				Y01				
22A	44612-70950	YOKE ASSY, SLEEVE	1	1 -					Y02			(34541-70750)
23A	34541-70800	SHAFT, PROPELLER	1	1 -						Y03		(44612-70800)
24A	43900-70690	BOLT	16	1 -								
41A	37713-60020	NIPPLE, GREASE	1	1 -				01				
42A	34044-70770	SEAL, DUST	1	1 -						02		
43A	75011-25400	NIPPLE, GREASE	1	1 -						02		
44A	41441-70120	BLOCK, PILLOW	1	1 -							03	
45A	35750-70410	SLEEVE	1	1 -							03	
46A	41657-70100	PLATE, END	1	1 -							03	
47A	41694-70190	PLATE, LOCK	1	1 -							03	
48A	43900-72420	BOLT	3	1 -							03	

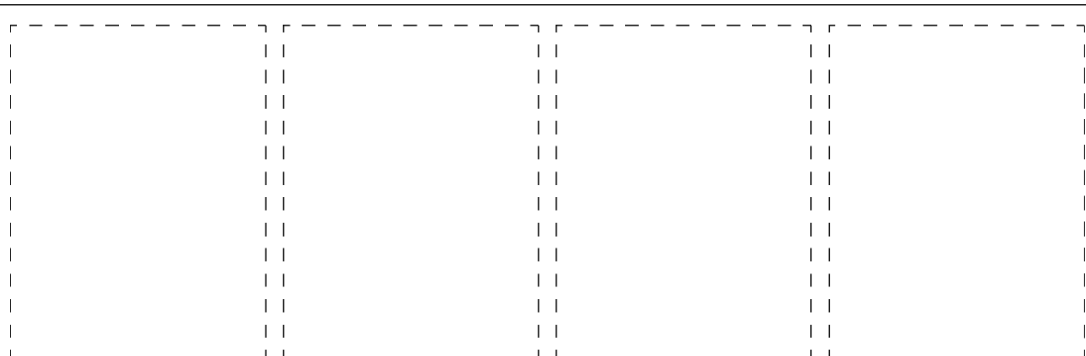
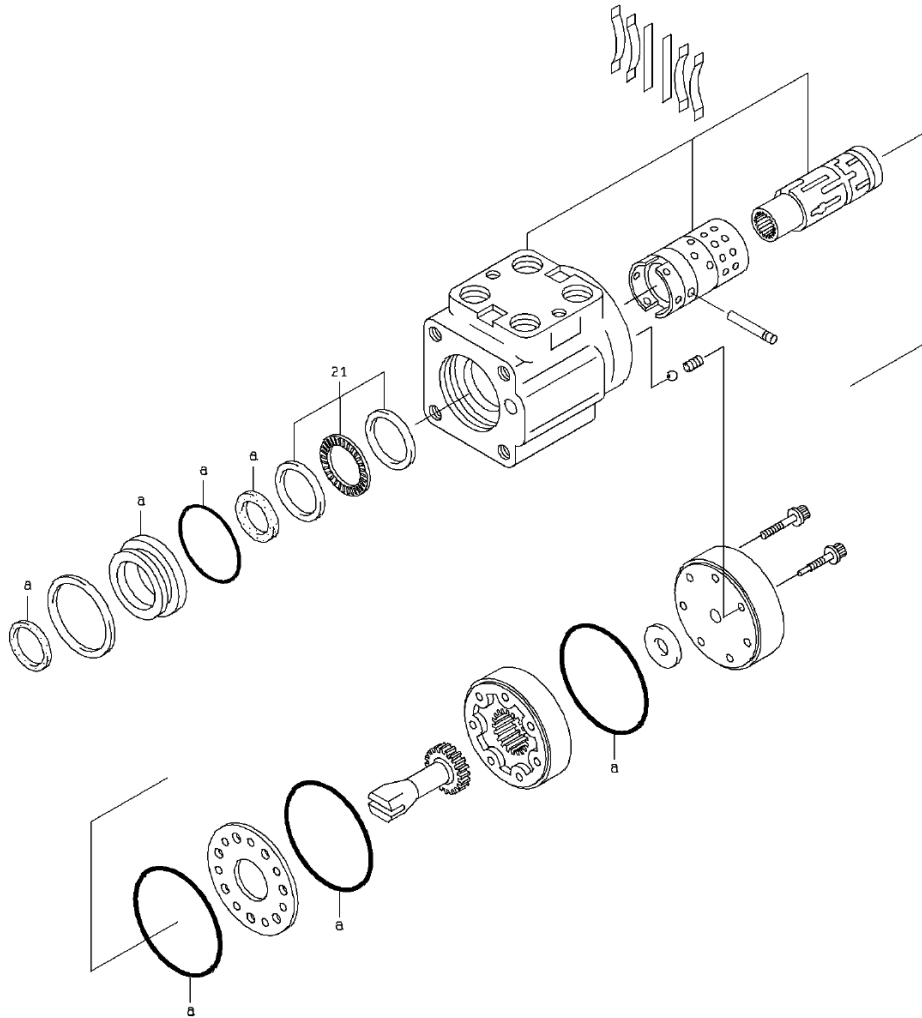
### 3RD PROPELLER SHAFT



1-A




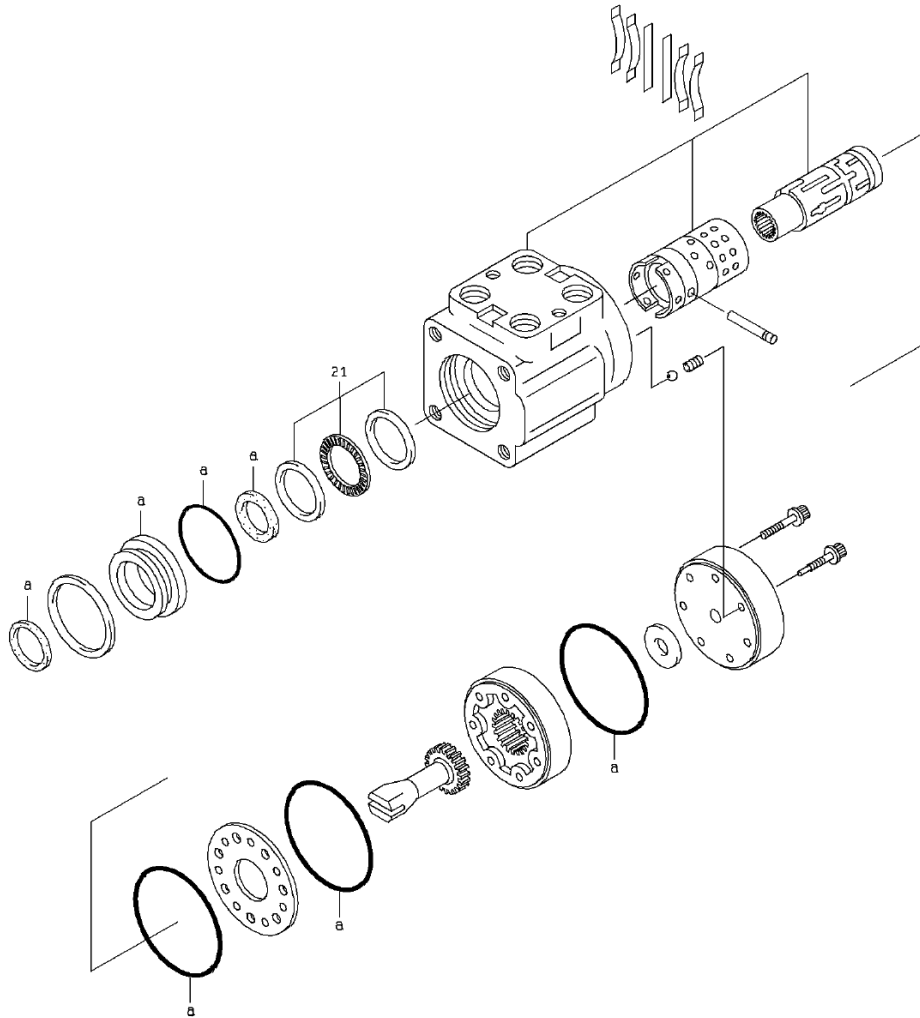
(注) : 日印はキット ( 番号 22 ) に含まれるパーツを示します。  
(NOTE) : KIT (SYMBOL 22) CONSISTS OF THE PARTS WITH a.





# ORBITROL(TM)/(FOR JOYSTICK STEERING)

(注) : 日印はキット( 番号 22 ) に含まれるパーツを示します。  
(NOTE): KIT(SYMBOL 22) CONSISTS OF THE PARTS WITH a.


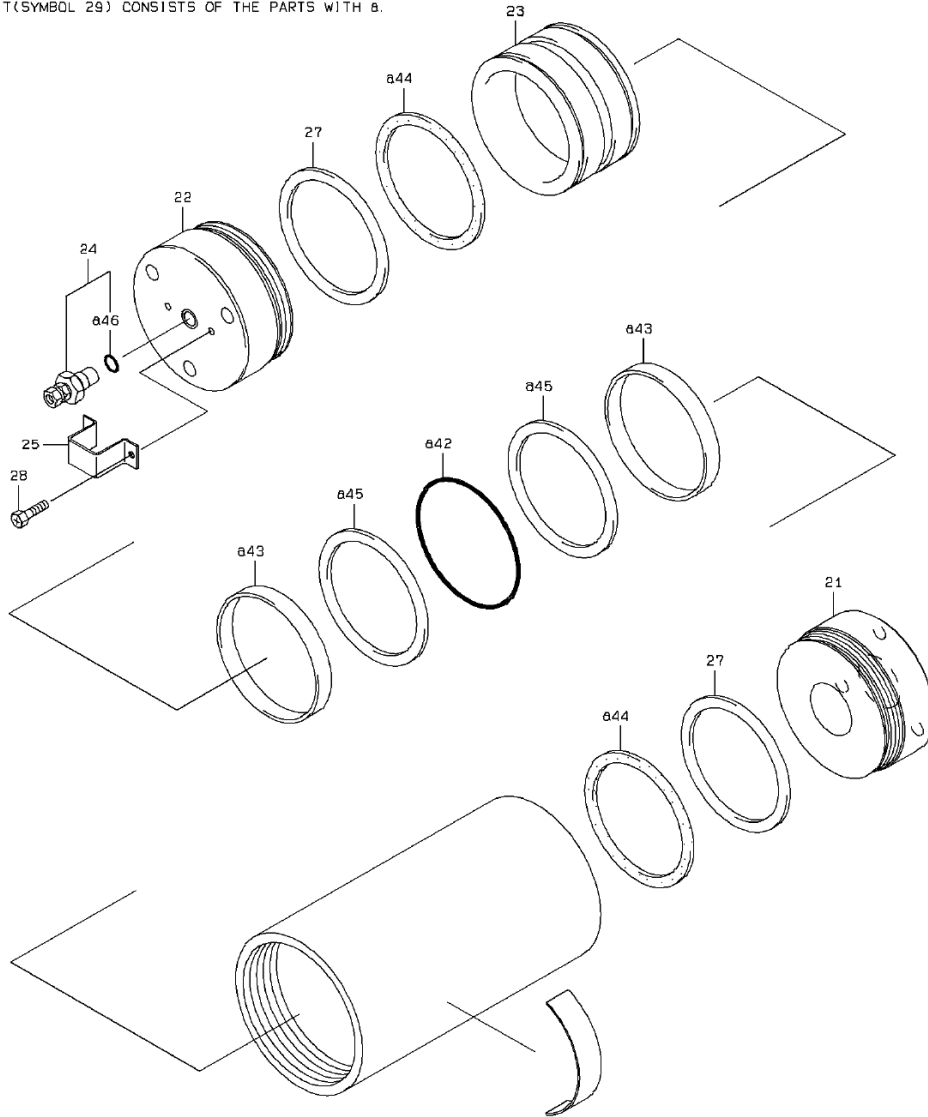


1-A



# ACCUMULATOR

(注) : 印はキット(番号 29)に含まれるパーツを示します。  
(NOTE): KIT(SYMBOL 29) CONSISTS OF THE PARTS WITH a.





---

MEMO

---

# PARTS No. INDEX

## PARTS No. INDEX

PART NUMBER	PAGE-SYM	PART NUMBER	PAGE-SYM	PART NUMBER	PAGE-SYM	PART NUMBER	PAGE-SYM
30010	-70020	57- 26A		31210	-70440	27- 30A	
	-70020	61- 26A			-70450	27- 31A	
30100	-60510	144- 000A			-70460	27- 32A	
30111	-21980	113- 000A	31241	-20060	86- 40A	32411	-70080
	-22190	117- 000A		-20590	113- 27A	32420	-20510
30112	-23060	121- 000A		-20590	117- 27A		-20520
	-23290	125- 000A		-20590	121- 27A	32421	-20090
30230	-21910	103- 60A		-20590	125- 27A		-20670
	-29030	83- 56A	31281	-20520	92- 23A		-20670
	-29400	83- 44A	31289	-71380	70- 25A		-20670
30241	-22320	94- 38A		-71390	74- 25A		-20670
	-25310	94- 28A		-71390	76- 25A	32425	-20090
	-25430	83- 37A		-71390	78- 25A		-20540
30580	-20150	113- 23A		-71390	80- 25A		-20620
	-20150	121- 23A		-71420	72- 24A		-20680
	-20160	113- 24A	31600	-70020	52- 51A		-20680
	-20160	121- 24A		-70020	54- 61A		-20680
	-20170	117- 23A	31605	-70010	52- 38A		-20680
	-20170	125- 23A		-70010	54- 44A	32428	-70620
30721	-20350	92- 24A	31611	-70040	52- 34A	32431	-20070
	-20400	92- 24B		-70040	54- 40A		-20080
30725	-20520	92- 21A	31701	-70770	43- 52A		-20090
30980	-70410	103- 78A		-70850	38- 33A		-20100
31050	-60750	140- 000A		-70850	40- 33A		-20660
	-60770	142- 000A		-71080	43- 58A		-20660
31053	-20420	94- 31A	31930	-21260	92- 31A		-20660
	-70200	46- 26A	31932	-70250	8- 67A		-20660
	-70700	46- 27A		-70260	8- 72A	32433	-20640
	-71000	5- 164A	31990	-20970	83- 31A		-20640
	-71000	65- 57A		-20970	110- 72A		-60180
	-71010	65- 25A		-23090	89- 43A		-60180
	-71010	65- 36A		-23090	110- 34A	32437	-20260
	-71020	33- 23A		-26910	83- 27A	32872	-22000
	-71060	27- 26A		-26910	110- 75A		-22000
	-71070	27- 42A		-27580	89- 48A	32925	-70070
	-71140	43- 28A		-27580	110- 33A	33065	-60040
31160	-20800	113- 30A		-27610	86- 37A		-60110
	-20800	121- 30A		-27610	110- 58A		-60120
	-20830	117- 30A		-28280	89- 69A		-60250
	-20830	125- 30A		-28280	110- 31A		-60250
	-71960	4- 47A		-28430	83- 34A		-60250
31200	-71040	16- 43A		-28430	110- 71A		-60250
	-71040	20- 43A		-28730	103- 22A		-60300
	-71040	24- 43A		-28730	110- 50A		-60300
	-71040	30- 29A		-71980	10- 46A		-60300
	-72570	16- 42A	32113	-70040	12- 26A		-60300
	-72570	20- 42A	32210	-20910	83- 59A	33100	-70600
	-72570	24- 42A		-72240	144- 21A		-70610
	-72570	30- 28A		-72250	144- 22A		-70890
	-72890	4- 55A	32215	-70180	10- 44A		-70900
	-72900	4- 56A	32223	-70040	43- 68A		-71190
	-72910	4- 57A		-70050	38- 26A		-71200
	-72960	33- 21A		-70050	40- 26A		-71290
	-72970	33- 22A	32224	-20240	129- 63A	33190	-70610
	-73770	16- 41A	32400	-24620	99- 62A	33258	-20350
	-73770	20- 41A		-24640	86- 24A	33305	-70090
	-73770	24- 41A		-24660	92- 40A		-70090
31205	-70220	52- 21A		-25130	99- 28A	33410	-70230
	-70220	54- 22A		-25800	89- 24A	33700	-70070
	-70270	65- 32A		-26050	113- 42A	33920	-70170
	-70280	65- 33A		-26050	121- 42A		-70210
31206	-28980	83- 72A		-26120	83- 23A		-70210
	-28990	83- 73A		-26220	89- 23A	33930	-70630
	-29710	83- 72B		-26290	92- 46A		-70750
	-34500	83- 72C		-26480	129- 39A		-70980
	-34520	83- 73B		-26500	117- 42A		-70980
31210	-22800	86- 29A		-26500	125- 42A		-71040
	-70320	49- 30A	32405	-20020	99- 46A		-71070
	-70430	36- 28A		-20030	99- 47A		-71150
						32405	-20040
							-20050
							99- 49A
							99- 50A
							99- 45A
							89- 94A
							129- 27A
							132- 28A
							99- 44A
							113- 32A
							117- 32A
							121- 32A
							125- 32A
							99- 52A
							100- 114A
							100- 113A
							113- 29A
							117- 29A
							121- 29A
							125- 29A
							89- 93A
							100- 108A
							99- 56A
							99- 54A
							99- 55A
							113- 31A
							117- 31A
							121- 31A
							125- 31A
							129- 34A
							132- 35A
							129- 33A
							132- 34A
							92- 36A
							86- 21A
							99- 000A
							49- 45A
							100- 95A
							100- 94A
							100- 96A
							113- 35A
							117- 35A
							121- 35A
							125- 35A
							113- 36A
							117- 36A
							121- 36A
							125- 36A
							43- 37A
							43- 40A
							49- 52A
							49- 53A
							4- 58A
							12- 22A
							65- 21A
							10- 43A
							84- 501A
							57- 24A
							61- 24A
							8- 30A
							43- 44A
							46- 41A
							38- 23A
							40- 23A
							43- 21A
							33- 30A
							52- 30A
							54- 36A
							43- 25A
							46- 38A
							49- 25A
							99- 49A
							99- 50A
							99- 45A
							89- 94A
							129- 27A
							132- 28A
							99- 44A
							113- 32A
							117- 32A
							121- 32A
							125- 32A
							99- 52A
							100- 114A
							100- 113A
							113- 29A
							117- 29A
							121- 29A
							125- 29A
							89- 93A
							100- 108A
							99- 56A
							99- 54A
							99- 55A
							113- 31A
							117- 31A
							121- 31A
							125- 31A
							129- 34A
							132- 35A
							129- 33A
							132- 34A
							92- 36A
							86- 21A
							99- 000A
							49- 45A
							100- 95A
							100- 94A
							100- 96A
							113- 35A
							117- 35A
							121- 35A
							125- 35A

## PARTS No. INDEX

PART NUMBER	PAGE-SYM	PART NUMBER	PAGE-SYM	PART NUMBER	PAGE-SYM	PART NUMBER	PAGE-SYM
34500	-70670	35510	-20590	35600	-77560	35910	-70530
	-70790		-20810		-77760	36500	-20010
	-70900		-20810		-78090	36700	-20670
	-70940	35513	-70270		-78100	36704	-70310
	-70970	35570	-71920		-78610	36725	-74170
34501	-22410		-72270		-78680		-74180
	-22420		-72280		-78690		-74180
	-22440		-72280		-78700		-74190
34507	-20470		-72350		-78730		-74190
34511	-21210		-72360		-78760	37212	-20010
	-21210		-72360		-78760		-60020
	-21310		-72360		-78810		-60330
	-21310		-72380		-78820		-60380
34527	-20650		-72380		-78910		-60380
34528	-70330		-72380		-79040		-60390
34541	-70800		-72480		-79050		-60390
34800	-70480		-72480		-79110		-60400
34820	-67620		-72580		-79120	37213	-20050
	-67630		-72580		-79130		-60070
	-67940	35575	-70490		-79140		-60290
	-67950		-70520		-79150		-60340
	-68940		-70530		-79160		-60740
	-68950		-70530		-79210		-60740
34940	-70310		-70590		-79220		-60760
34942	-70040		-70620		-79230		-60770
35039	-70030		-70620		-79290		-60770
	-70040		-70700		-79300		-60790
35051	-60080		-70700		-79310	37301	-23200
35100	-71880	35600	-20200		-79320		-23200
	-71970		-20210		-79330		-23200
	-72340		-20220		-79330		-23210
	-72410		-20240		-79330		-23210
	-72420		-20240		-79330		-23210
	-72870		-20240		-79570		-23210
35102	-70280		-23520		-79580	37381	-20080
35104	-70170		-23520		-79670	37419	-20310
	-70170		-23530		-79680		-20310
	-70180		-23920		-79690	37420	-21800
	-70190		-60210		-79690		-21800
	-70190		-71790	35700	-20500	37421	-21930
	-70190		-71790		-20500	37430	-21810
	-70190		-71790		-20910		-21810
	-70190		-71800		-22740	37582	-20010
	-70210		-71800		-71820		-20010
	-70230		-71800		-71860	37584	-20010
	-70240		-71810		-72000		-20020
	-70240		-71810	35750	-20460	37600	-20250
	-70240		-71810		-24320		-20290
	-70240		-71810		-24380		-20290
	-70240		-71810		-24920		-20360
	-70240		-71820		-25740		-20360
35107	-70030		-71820		-70410		-20420
	-70030		-71820		-70720		-20550
	-70030		-71820		-70730		-24980
	-70030		-73340		-70780		-25250
	-70030		-73340		-90010		-72140
35110	-70050		-73340		-90010		-72140
35200	-20420		-73340	35829	-60140		-72300
35440	-70210		-74850		-60150		-72680
	-70210		-74870		-60150		-72760
	-70210		-75260		-60150		-72770
	-70220		-75260		-60150		-72770
	-70220		-75620	35830	-60130		-72770
	-70220		-75730		-60130		-72780
	-70220		-75740	35902	-70110		-72810
	-70680		-75860		-70110		-72810
	-70810		-76620		-70390		-73040
	-70810		-77350		-70390		-73040
	-70980		-77350		-70470		-73070
35510	-20160		-77510		-70480		-73070
	-20580		-77550		-70490		-73120
			-77550		-70510		-73120







## PARTS No. INDEX

PART NUMBER	PAGE-SYM	PART NUMBER	PAGE-SYM	PART NUMBER	PAGE-SYM	PART NUMBER	PAGE-SYM				
47131	-21950	83- 24A	47131	-78440	5- 104A	47171	-71020	70- 59A	61005	-16055	129- 66A
	-21950	110- 76A		-78440	5- 131A		-71030	74- 59A		-16065	132- 50A
	-21970	113- 65A		-78450	5- 105A		-71030	76- 59A		-16110	114- 92A
	-21970	117- 65A		-78450	5- 132A		-71030	78- 59A		-16110	117- 92A
	-21970	121- 65A		-78460	70- 54A		-71030	80- 59A		-20045	122- 91A
	-21970	125- 65A		-78460	72- 57A		-71080	72- 59A		-20045	125- 91A
	-21980	113- 61A		-78470	70- 56A	47181	-70190	70- 53A		-24075	114- 93A
	-21980	121- 61A		-78480	70- 57A	47191	-70230	12- 31A		-24075	122- 92A
	-22670	113- 63B		-78490	8- 78A		-70260	8- 75A	61006	-24055	129- 67A
	-22670	121- 63B		-78490	8- 79A	47194	-72100	4- 78A		-24055	132- 51A
	-60480	129- 40A		-78500	8- 43A		-72110	4- 79A		-24190	117- 93A
	-74120	4- 76A		-78510	8- 77A		-72120	70- 55A		-24190	125- 93A
	-74120	4- 98A		-78520	8- 91A		-72130	70- 62A	61013	-10025	92- 60A
	-74120	5- 125A		-78530	8- 95A		-72140	74- 55A		-16120	129- 35A
	-74950	114- 122A		-78570	74- 54A		-72140	76- 55A		-16120	132- 36A
	-74950	118- 122A		-78570	76- 54A		-72140	78- 55A		-24032	114- 96A
	-74950	122- 122A		-78570	78- 54A		-72140	80- 55A		-24032	118- 96A
	-74950	126- 122A		-78570	80- 54A		-72150	74- 62A		-24032	122- 95A
	-75700	27- 38A		-78580	74- 56A		-72150	76- 62A		-24032	126- 96A
	-75750	144- 42A		-78580	76- 56A		-72150	78- 62A	61014	-12045	114- 97A
	-75760	144- 46A		-78580	78- 56A		-72150	80- 62A		-12045	122- 96A
	-75780	46- 31A		-78580	80- 56A		-72160	65- 40A	61033	-10020	129- 68A
	-76460	5- 165A		-78590	74- 57A		-72170	65- 42A		-10020	132- 52A
	-76470	5- 166A		-78590	76- 57A		-72270	27- 52A		-10040	129- 75A
	-76480	5- 167A		-78590	78- 57A		-72320	72- 55A		-12016	118- 100A
	-76700	52- 24A		-78590	80- 57A		-72330	72- 62A		-12016	126- 100A
	-76700	54- 25A		-78600	65- 26A	47195	-70280	70- 51A		-12050	114- 94A
	-77090	43- 26A		-78610	65- 27A		-70290	74- 51A		-12050	117- 94A
	-77390	46- 25A		-78770	89- 98A		-70290	76- 51A		-12050	122- 93A
	-77400	46- 36A		-78780	89- 103A		-70290	78- 51A		-12050	125- 94A
	-77410	46- 42A		-78950	27- 51A		-70290	80- 51A		-12150	100- 123A
	-77440	43- 29A		-79030	72- 54A		-70310	72- 51A		-16020	114- 100A
	-77970	12- 32A		-79040	72- 56A	48976	-61370	12- 000A		-16020	122- 99A
	-78100	38- 61A		-79050	38- 63A	48979	-70060	144- 25A		-16020	129- 69A
	-78100	40- 61A		-79050	40- 63A	49200	-70220	4- 43A		-16020	132- 53A
	-78190	46- 46A		-90010	84- 97A		-70230	4- 42A		-16040	89- 70A
	-78280	74- 35A	47142	-20170	99- 76A	49327	-72500	103- 91A	61057	-10020	92- 63A
	-78280	76- 35A		-20170	110- 39A		-72500	110- 25A		-10020	103- 77B
	-78280	78- 35A		-20180	99- 75A		-73480	144- 29A		-10020	103- 77C
	-78280	80- 35A		-20180	110- 40A		-73490	10- 45A	61101	-05010	92- 61A
	-78290	4- 69A		-20190	99- 77A		-73720	140- 22A		-05010	100- 130A
	-78300	4- 70A		-20190	110- 38A		-73720	142- 22A		-05012	107- 31A
	-78310	4- 71A		-20200	99- 78A		-74590	10- 41A		-05016	27- 39A
	-78320	4- 72A		-20200	110- 37A		-74860	57- 34A		-06016	4- 61A
	-78330	4- 73A		-20210	99- 79A		-74860	61- 34A		-06016	52- 29A
	-78330	4- 94A		-20210	110- 36A		-75050	70- 33A		-06016	54- 33A
	-78330	5- 121A		-60120	100- 127A		-75060	70- 34A		-06020	4- 90A
	-78340	4- 74A		-60120	110- 51A		-75070	74- 37A		-06020	5- 116A
	-78340	4- 103A	47144	-70070	12- 77A		-75070	76- 37A		-06020	107- 32A
	-78340	5- 130A	47148	-60080	113- 60A		-75070	78- 37A		-06030	4- 89A
	-78350	4- 75A		-60080	121- 60A		-75070	80- 37A		-06030	5- 115A
	-78350	4- 96A		-60180	129- 98A		-75080	74- 38A		-06045	5- 112A
	-78350	5- 123A		-60190	130- 99A		-75080	76- 38A		-06070	107- 33A
	-78360	4- 92A		-60220	113- 59A		-75080	78- 38A		-08040	54- 34A
	-78360	5- 119A		-60220	117- 59A		-75080	80- 38A		-08050	4- 87A
	-78370	4- 93A		-60220	121- 59A		-75090	72- 35A		-08050	5- 113A
	-78370	5- 120A		-60220	125- 59A		-75100	72- 36A		-08070	4- 88A
	-78380	4- 95A		-60230	117- 60A	49431	-70020	57- 28A		-08070	5- 114A
	-78380	5- 122A		-60230	125- 60A		-70020	61- 28A		-10035	100- 122A
	-78390	4- 97A	47171	-21080	113- 37A	49566	-70160	4- 41A		-10070	103- 30A
	-78390	5- 124A		-21080	117- 37A	49612	-70010	140- 21A		-12020	129- 74A
	-78400	4- 99A		-21080	121- 37A		-70010	142- 21A		-12025	114- 95A
	-78400	5- 126A		-21080	125- 37A		-70060	8- 21A		-12025	118- 95A
	-78410	4- 100A		-21130	113- 54A		-70070	8- 22A		-12025	122- 94A
	-78410	5- 127A		-21130	117- 54A		-70080	8- 31A		-12025	125- 95A
	-78420	4- 101A		-21130	121- 54A	49691	-71320	110- 000A		-12025	130- 107A
	-78420	5- 128A		-21130	125- 54A	61005	-12035	100- 125A		-12040	86- 50A
	-78430	4- 102A		-21560	129- 36A		-16045	114- 91A		-12045	114- 98A
	-78430	5- 129A		-21560	132- 37A		-16045	117- 91A		-12045	122- 97A

## PARTS No. INDEX

PART NUMBER	PAGE-SYM	PART NUMBER	PAGE-SYM	PART NUMBER	PAGE-SYM	PART NUMBER	PAGE-SYM	
61101	-12050	89- 60A	62710 -18201	126- 102A	65210 -12011	94- 62A	65210 -12034	65- 41A
	-12055	92- 65A	-18241	114- 104A	-12011	103- 92A	-12036	65- 39A
	-12080	92- 64A	-18241	118- 104A	-12011	107- 28A	-12038	16- 34A
	-12135	118- 98A	-18241	122- 103A	-12011	110- 30A	-12038	20- 34A
	-12135	126- 98A	-18241	126- 103A	-12012	65- 30A	-12038	24- 34A
61103	-05012	36- 34A	-18241	129- 71A	-12012	107- 29A	-12038	30- 24A
	-06025	36- 29A	-18241	132- 55A	-12012	110- 22A	-12038	65- 37A
	-08025	36- 27A	62721 -16100	129- 72A	-12014	16- 38A	-12038	83- 93A
61121	-12025	118- 101A	-16100	132- 56A	-12014	20- 38A	-12038	94- 61A
	-12025	126- 101A	63011 -05025	100- 93A	-12014	24- 38A	-12038	110- 44A
61131	-05010	83- 51A	-06014	4- 83A	-12014	27- 29A	-12040	16- 33A
	-06008	49- 48A	-06018	92- 32A	-12014	27- 49A	-12040	20- 33A
61802	-08012	83- 68A	-06025	99- 71A	-12014	27- 58A	-12040	24- 33A
	-08012	94- 44A	-10016	92- 59A	-12014	36- 25A	-12044	84- 100A
	-08016	83- 74A	63021 -08012	129- 45A	-12014	65- 58A	-12044	110- 65A
	-08016	94- 42A	-08012	132- 45A	-12014	68- 30A	-12050	16- 32A
	-08020	83- 74B	63026 -16050	129- 97A	-12014	94- 63A	-12050	20- 32A
	-08020	114- 101A	63811 -00035	100- 117A	-12014	103- 23A	-12050	24- 32A
	-08020	122- 100A	-00042	89- 50A	-12014	103- 93A	-12050	30- 23A
	-08035	114- 102A	-00045	129- 43A	-12014	107- 30A	-18018	100- 110A
	-08035	114- 102B	-00045	132- 43A	-12014	110- 43A	-18018	110- 52A
	-08035	122- 101A	-00050	89- 37A	-12015	16- 37A	-18020	83- 28A
	-08035	122- 101B	-00055	89- 35A	-12015	20- 37A	-18020	110- 74A
	-10016	89- 59A	-00055	100- 92A	-12015	24- 37A	-18024	83- 29A
	-10016	114- 99A	-00060	89- 36A	-12015	30- 26A	-18024	110- 73A
	-10016	118- 99A	-00060	100- 91A	-12016	65- 60A	-22025	16- 39A
	-10016	122- 98A	-00065	100- 90A	-12016	103- 24A	-22025	20- 39A
	-10016	126- 99A	-00070	86- 44A	-12016	110- 49A	-22025	24- 39A
	-10020	83- 52A	-00075	100- 119A	-12016	113- 66A	-22025	30- 27A
	-10020	89- 61A	-00078	100- 89A	-12016	121- 66A	-22040	33- 24A
	-10020	103- 77A	-00080	92- 57A	-12016	130- 101A	-22055	16- 31A
	-10025	103- 29A	-00095	113- 68A	-12018	33- 62A	-22055	20- 31A
	-10030	83- 53A	-00095	117- 68A	-12018	36- 24A	-22055	24- 31A
	-10030	86- 49A	-00095	121- 68A	-12018	103- 98A	-22055	30- 22A
	-10075	103- 27A	-00095	125- 68A	-12018	103- 104A	-22060	103- 79A
	-10150	103- 28A	63812 -00060	92- 29A	-12018	110- 24A	-22060	110- 26A
	-12025	86- 48A	-00090	86- 41A	-12018	113- 82A	-22065	16- 30A
	-12030	86- 51A	-00110	89- 38A	-12018	114- 123A	-22065	20- 30A
	-12030	89- 58A	-00120	89- 56A	-12018	117- 82A	-22065	24- 30A
	-12030	92- 62A	-00120	92- 54A	-12018	118- 123A	-22065	30- 21A
	-12035	83- 54A	-00140	92- 56A	-12018	121- 82A	-22090	86- 42A
	-12065	83- 55A	63814 -00075	100- 118A	-12018	122- 123A	-22090	110- 56A
	-16060	130- 106A	65210 -11022	65- 43A	-12018	125- 82A	-22100	129- 41A
	-16110	129- 73A	-12006	27- 36A	-12018	126- 123A	-22100	132- 41A
62401	-81081	27- 40A	-12006	65- 59A	-12020	27- 50A	-22125	86- 34A
	-81081	54- 35A	-12007	27- 28A	-12020	33- 39A	-22125	89- 40A
	-81101	27- 60A	-12007	27- 37A	-12020	49- 24A	-22125	110- 35A
62402	-81161	4- 80A	-12007	33- 61A	-12020	107- 51A	-22125	110- 61A
62403	-81121	117- 80A	-12007	65- 28A	-12020	110- 23A	-22220	132- 40A
	-81121	125- 80A	-12008	16- 40A	-12021	33- 37A	-22240	129- 61A
	-81162	113- 80A	-12008	20- 40A	-12022	27- 27A	-22270	117- 63A
	-81162	121- 80A	-12008	24- 40A	-12024	16- 36A	-22270	125- 63A
62480	-21081	94- 43A	-12008	54- 32A	-12024	20- 36A	-26035	83- 43A
	-21161	129- 77A	-12008	107- 27A	-12024	24- 36A	-26035	110- 70A
62701	-40101	83- 69A	-12008	110- 21A	-12024	83- 91A	-28060	100- 105A
	-40101	103- 81A	-12009	113- 81A	-12024	90- 105A	-28060	110- 53A
	-40101	103- 81B	-12009	117- 81A	-12024	103- 25A	65211 -32204	132- 44A
	-40101	129- 76A	-12009	121- 81A	-12024	110- 67A	65212 -34084	117- 61A
	-40121	118- 105A	-12009	125- 81A	-12024	130- 138A	-34084	125- 61A
	-40121	126- 104A	-12010	33- 26A	-12024	132- 98A	65218 -12022	103- 26A
62710	-18121	100- 124A	-12010	54- 31A	-12028	33- 36A	-12022	110- 48A
	-18121	114- 105A	-12010	65- 31A	-12029	16- 35A	65219 -12012	49- 46A
	-18121	122- 104A	-12011	33- 25A	-12029	20- 35A	65220 -41003	83- 61A
	-18161	89- 71A	-12011	36- 26A	-12029	24- 35A	-41003	110- 68A
	-18161	114- 103A	-12011	52- 28A	-12029	30- 25A	65240 -21016	130- 102A
	-18161	118- 103A	-12011	54- 30A	-12029	83- 92A	-21021	33- 38A
	-18161	129- 70A	-12011	65- 29A	-12029	103- 97A	-21022	65- 44A
	-18161	132- 54A	-12011	68- 29A	-12029	103- 100A	-21038	65- 38A
	-18201	122- 102A	-12011	90- 106A	-12029	110- 66A	67040 -09000	94- 36A

## PARTS No. INDEX

PART NUMBER	PAGE-SYM	PART NUMBER	PAGE-SYM	PART NUMBER	PAGE-SYM	PART NUMBER	PAGE-SYM
67059	-38000	83-	39A	88390	-21308	114-	84A
69002	-02200	94-	37A		-21308	117-	84A
	-02200	129-	64A		-21308	122-	84A
	-05700	83-	40A		-21308	125-	84A
69081	-23000	83-	48A		-21312	129-	65A
69203	-14000	83-	35A		-21312	132-	49A
72001	-11500	94-	27A		-21316	83-	41A
75011	-25400	72-	33A		-21504	103-	56A
	-25400	129-	46A		-21504	103-	74A
	-25400	132-	46A		-21506	103-	55A
	-25400	136-	43A		-21512	89-	64A
78101	-06013	100-	98A	88511	-01240	83-	38A
	-06214	86-	31A		-03060	94-	35A
	-06216	92-	33A		-03160	83-	36A
	-06922	100-	99A				
78247	-32034	113-	56A				
	-32034	117-	56A				
	-32034	121-	56A				
	-32034	125-	56A				
78255	-32020	100-	101A				
	-32021	100-	102A				
78256	-32044	113-	57A				
	-32044	117-	57A				
	-32044	121-	57A				
	-32044	125-	57A				
80018	-85002	89-	67B				
	-85002	103-	54B				
	-85002	103-	66B				
	-85004	114-	84B				
	-85004	122-	84B				
88001	-61101	113-	50A				
	-61101	117-	50A				
	-61101	121-	50A				
	-61101	125-	50A				
88031	-06101	83-	64A				
	-06241	130-	136A				
	-06241	133-	101A				
88111	-11200	113-	74A				
	-11200	117-	74A				
	-11200	121-	74A				
	-11200	125-	74A				
	-11690	113-	75A				
	-11690	121-	75A				
	-12490	114-	88A				
	-12490	122-	88A				
	-12490	129-	62A				
	-13090	113-	73A				
	-13090	117-	73A				
	-13090	121-	73A				
	-13090	125-	73A				
	-13090	129-	59A				
88201	-06720	83-	56B				
	-06724	83-	71A				
88241	-07116	103-	58A				
	-07116	103-	65A				
	-07206	94-	34A				
88390	-16102	83-	65A				
	-16102	89-	66A				
	-16102	130-	105A				
	-16104	89-	62A				
	-16104	103-	67A				
	-16106	86-	47A				
	-16106	103-	76A				
	-16106	103-	76B				
	-16108	103-	75A				
	-16116	89-	63A				
	-21304	89-	67A				
	-21304	103-	54A				
	-21304	103-	66A				

# **KCM Corporation**

2680 Oka Inami-cho Kako-gun, Hyogo 675-1113

All rights reserved, No copy allowed without written consent.

Printed in Japan



