



93321-00061

November 2014

# ***PARTS CATALOG***

***WHEEL LOADER***

***92Z7***

**EQUIPMENT COMPONENTS PARTS**

Powered by HINO E13CVV Engine

Serial No. 92H1-0101 ~



# CONTENTS I

- Before Use
- Chassis No. and Manufacturer's Serial No.
- CONTENTS II
- PARTS NAME INDEX
- 92Z7 EQUIPMENT COMPONENTS PARTS

• PUMP	Page
PUMP <MAIN> .....	1
PUMP .....	7
PUMP <EMERGENCY> .....	9
• MOTOR	
FAN MOTOR .....	11
FAN MOTOR .....	13
• VALVE	
CONTROL VALVE .....	15
CONTROL VALVE <WITHOUT RIDECONTROL MAGNE .....	19
VALVE<CONTROL> .....	23
CONTROL VALVE <FOR 3-WAY PIPING>/ADD-ON .....	25
STEERING VALVE .....	27
STEERING VALVE .....	31
CONTOROL VALVE <FOR STICK STEERING> .....	35
BRAKE VALVE .....	37
UNLOADER VALVE .....	39
PILOT VALVE .....	43
PILOT VALVE <FOR 3-WAY PIPING> .....	47
PILOT VALVE <FOR 3-WAY PIPING> .....	49
PILOT VALVE <FOR SINGLE LEVER>.....	51
VALVE <RIDE CONTROL>.....	55

• CYLINDER

STEERING CYLINDER .....	59
LIFT CYLINDER <LH> .....	61
LIFT CYLINDER <LH> .....	63
LIFT CYLINDER <RH> .....	65
LIFT CYLINDER <RH> .....	67
TILT CYLINDER.....	69

• POWER TRAIN

TRANSMISSION.....	71
TRANSMISSION <2 PARKING-BRAKES AXIS SPEC.....	75
TRANSMISSION ASSY .....	79
TRANSMISSION ASSY<2 PARKING-BRAKES AXIS .....	93
TORQUE CONVERTER.....	107
CLUTCH ASSY <F>.....	109
CLUTCH ASSY <R> .....	111
CLUTCH ASSY <1&2> .....	113
IDLER ASSY.....	115
T/M CONTROL VALVE ASSY.....	117
REGULATOR VALVE ASSY .....	119
SAFETY VALVE ASSY .....	121
FRONT AXLE.....	123
FRONT AXLE ASSY .....	125
REAR AXLE.....	129
REAR AXLE ASSY .....	131
PLANETARY CARRIER .....	135
2ND PROPELLER SHAFT .....	137
3RD PROPELLER SHAFT .....	139

• OTHERS

ORBITROL<TM>.....	141
ORBITROL<TM>/<FOR JOYSTICK STEERING> .....	143

• PARTS NO. INDEX.....	146
------------------------	-----

# ご使用のまえに

## I. はじめに

このパーツカタログは、表紙に記載している機種に適用します。

特殊仕様の部品等については、含まれておりません。

なお、エンジンは別冊「エンジン パーツカタログ」をご覧ください。

## II. 部品のご注文について

部品をご注文する際は、このパーツカタログのイラストとリストをご参照の上、

機種名・車台番号・部品番号・部品名称・必要数量等を明確にご連絡下さい。

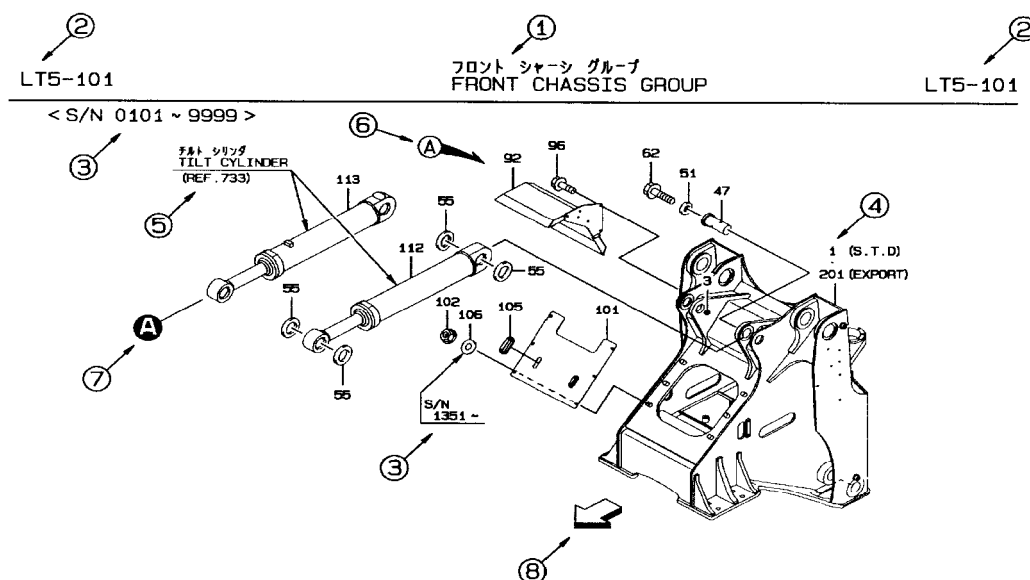
## III. パーツカタログの見方について

パーツカタログ上のイラストは、部品の「位置・形状」を、部品のご注文に際し、

支障のない範囲で示してありますので、必ずしも現品と一致いたしません。

### 1. イラストの見方

下記、例イラストを参考に、ご理解願います。



○付き数字の内容は、次のとおりです。

- ① 装置名称
- ② 機種コード・装置番号
- ③ 適用車台番号（適用開始・終了車台番号を表示しています）
- ④ 照号（リストの照号と一致します）
- ⑤ 関連装置案内記号。
- ⑥ 風船記号（詳細図有りを示しています）
- ⑦ 接続記号。
- ⑧ 方向記号（車両の前方向を示しています）

## 2. リストの見方

下記、例示リストを参考に、ご理解願います。

SYM BOL	PART NUMBER	PART NAME	UNIT Q'TY	SERIAL (A) (B)	N P D	REMARKS				REMARK
						(A)	(B)	(C)	(D)	
1A	34256-20050	CHASSIS ASSY, FRONT	1	101-120			Y01			
B	34256-20060	CHASSIS ASSY, FRONT	1	121-	B		Y02			
2A	30040-20060	ARM ASSY, LIFT	1	101-			Y03			
3A	44340-70210	MIRROR	1	101-120						
B	44344-70020	MIRROR, ROOM	1	121-	B			WA1		
4A	40901-26700	BRACKET	1	101-120						
B	41605-41290	PLATE	1	121-	B			A1		
41A	41621-20340	STOPPER	3	101-			01 02			
42A	41621-20320	STOPPER	2	101-			01 02			
51A	49327-60600	SEAL KIT	1	101-				QK1		
61A	47193-70040	RING SLIPPER	1	101-					K1	
62A	47171-70200	RING,WEAR	1	101-					K1	

○ 付き数字の内容は、次のとおりです。

① ○○○ (機種コード)

パーツカタログの機種コード (本体機種名とは異なります)

② □□□ (装置番号)

SECTION INDEX で索引する場合のキーとなります。

③ SYMBOL (照 号)

イラスト(装置図) から部品番号を見つけ出すキーとなります。

但し、照号 000A・000B・・・等、頭3桁が「0」の場合は、その「装置アッセン」を表わします。

④ UNIT Q' TY (数 量)

(1) 1セット分の数量を表わします。

但し、照号 000A・000B・・・等の場合は1台分の数量を表わします。

(2) 1M・2M・・・等の表示は、メータ単位で販売します。

実寸法の長さはREMARK欄に記載しています。

【例1】 UNIT Q' TY欄に2M、REMARK欄にL=1700 と記載されている場合、

実寸法の長さは1700mmを表わし「2m」販売となります。

【例2】 UNIT Q' TY欄に2M、REMARK欄にL=1400×Q' TY 2 と記載されている場合、

実寸法の長さは1400mmを2本(箇所)使用している事を表わし「2m」販売とします。

2本分必要な場合は「3m」注文して下さい。

(3) A/Rと記載されている場合は、必要な数量だけ注文して下さい。

⑤ SERIAL (A)・SERIAL (B) (適用車台番号)

SERIAL (A) …… 適用開始車台番号を示します。

SERIAL (B) …… 適用終了車台番号を示します。

但し、トルクコンバータ・トランスミッション・キャブは、車台番号と異なります。

⑥ REMARKS 欄「N」(非販売品)

非販売品は「N」と記載しています。

⑦ REMARKS 欄「P」(部品互換性)

部品の互換性は「A」「B」「C」の記号で記載され、その内容は次のとおりです。

「A」	新部品と旧部品は相互で互換性有ります。	新部品		旧部品
「B」	新部品と旧部品は互換性が有りません。	新部品		旧部品
「C」	新部品は旧部品の代替品となります。	新部品		旧部品

但し、旧部品は新部品と互換性は有りません。

⑧ REMARKS 欄「D」(廃止・補給停止)

「D」…… 廃止を示します。

「H」…… 生産中止又は補給停止を示します。

但し、代替品は直下に記載しています。

⑨ REMARKS 欄「(A)」「(B)」「(C)」「(D)」

この欄には次の記号が入り、各記号の内容は次のとおりです。

(1) 親子関係部品

(a) 01～ …… Y01～ の「アッセン部品」の構成部品を表わします。

(b) Y01～ …… 01～ の部品を含んで構成されている「アッセン部品」を表わします。

【例 1】(前頁リスト参照)

照号 1A 34256-20050 は、REMARKS 欄「(A)」に Y01 が記載されています。

これは、同欄に 01 が記載してある照号 41A・42A の部品を含んで構成されているアッセン部品です。

(2) キット関係部品

(a) K1～ …… QK1～ の「キット部品」の構成部品を表わします。

(b) QK1～ …… K1～ の部品からなる「キット部品」を表わします。

(3) セット互換性部品

(a) A1～ …… WA1～ の「セット互換部品」の構成部品を表わします。

(b) WA1～ …… A1～ の部品を 1 セットとする事により、互換性があることを表わします。  
但し、WA1～ 記してある部品のみでは、セット品を表わしていませんので、A1～ すべての部品を同時に要求して下さい。

【例 2】(前頁リスト参照)

照号 3A 44340-70210 と照号 3B 44340-70020 とは互換性無し「B」ですが、

照号 3B に照号 4B をセットすることで、照号 3A と照号 3B が互換性有り「C」となります。

⑩ REMARKS 欄 「REMARK」 (参考事項)

主な参考事項は次のとおりです。

- (1) REF 618 …………… 装置番号 618 参照を示します。
- (2) FR LH …………… 車の進行方向に向かったの左側を示します。
- (3) FR RH …………… 車の進行方向に向かったの右側を示します。
- (4) D80×185L …… 直径 80 mm 長さ 185mm を示します。
- (5) (01)～ …………… 装置番号 391 の Y01～のリペアキットの構成部品を示します。
- (6) (K1)～ …………… 装置番号 391 の QK1～のリペアキットの構成部品を示します。
- (7) (K) …………… 装置番号 391 の構成部品を示します。
- (8) 旧部品番号・参考部品番号等の記載。

IV. 補修用部品の供給年限について

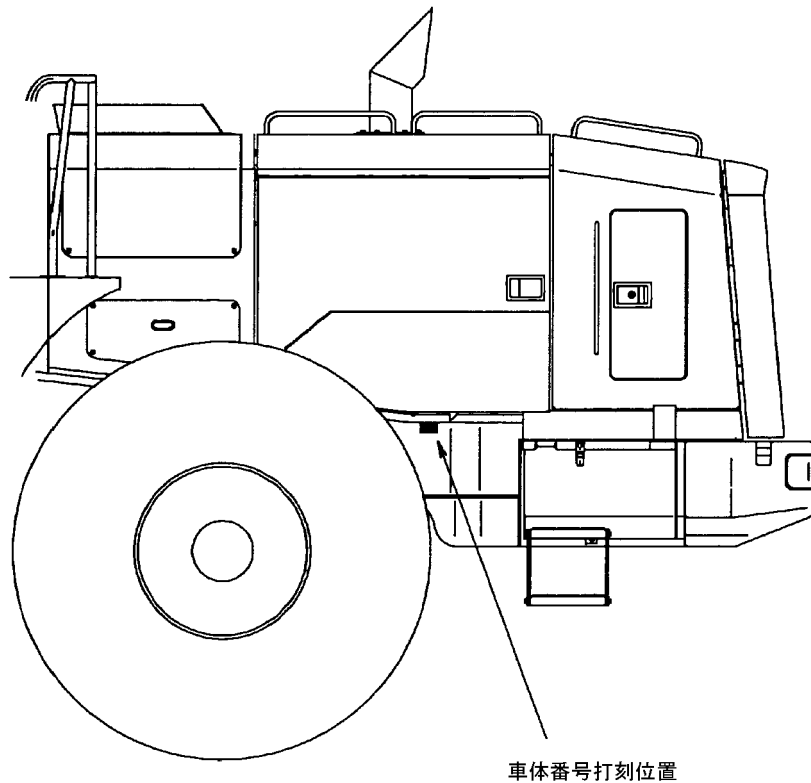
本機に係る補修用部品の供給年限は、原則として、本機の生産中止年月より起算して 10 年とします。

(ご注意)

1. イラストに照号のないものは、単品での供給は出来ません。
2. 本カタログの記載部品は予告なしに、削除・変更・非販売とすることがありますのでご承知下さい。

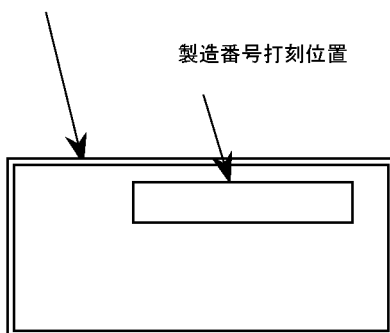
# 車台番号・製造番号

1. 車台番号・製造番号の打刻位置は次のとおりです。



シリアルナンバープレート

製造番号打刻位置



注)シリアルナンバープレートの取付け位置は、マーキング グループのセクションを参照して下さい。

2. 打刻されている車台番号・製造番号を本パーツカタログでは、次の様に記載しています。

パーツカタログ記載 のシリアル番号	車台番号	製造番号
0101	92H1-0101	92H1-0101
5001	92H1-5001	92H1-5001
9001	92H1-9001	92H1-9001

---

部品発注等に備えて、貴車の機種名・車台番号・製造番号・納入年月日を  
記入しておかれますと、なにかと便利です。

機種名	
車台番号	
製造番号	
納入年月日	

# Before Use

## I. Introduction

This parts catalog is applied to models indicated on the cover.  
Parts of special specifications are not included.  
For engines, refer to the "Engine Parts Catalog" offered separately.

## II. How to Order Parts

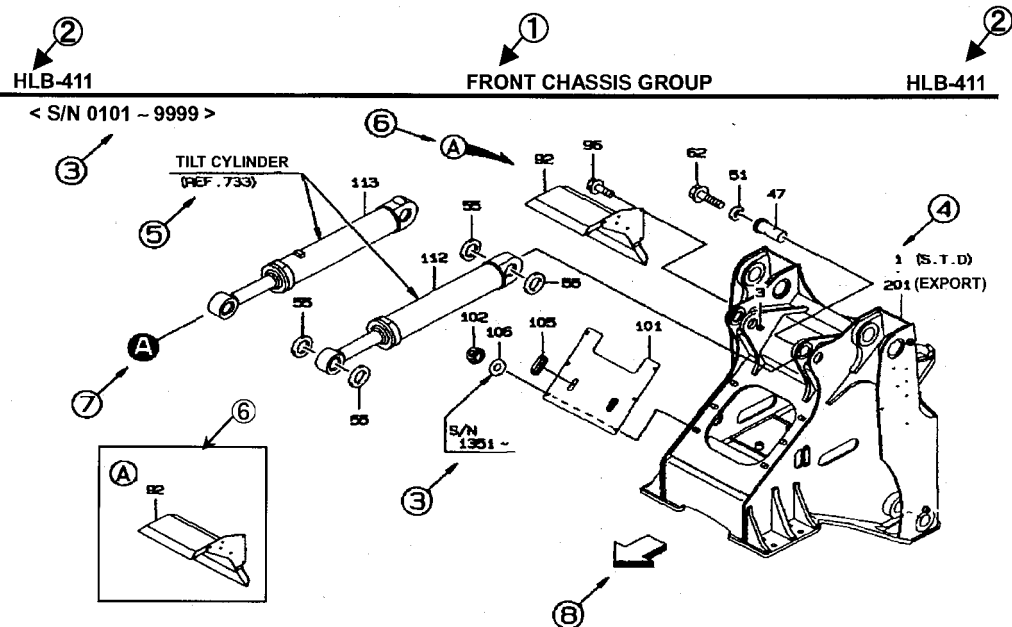
When ordering a part, refer to illustrations and lists in this parts catalog, and clearly notify our company of the model name, the chassis No., the parts No., the parts name, the required quantity, etc.

## III. How to Look at Parts Catalog

Illustrations in the parts catalog show the "position and shape" of each part in the range required in ordering. Accordingly, illustrations do not always agree with actual parts.

### 1. How to look at illustrations

The illustration shown below as an example helps you to understand how to look at illustrations.



Encircled numbers indicate the following contents:

- ① section name
- ② Model code, section No.
- ③ Applicable chassis Nos. (which indicate the application start and end chassis Nos.)
- ④ Symbol (which corresponds to the "SYMBOL" column shown in the list)
- ⑤ Relevant unit guide symbol
- ⑥ Balloon symbol (which indicates presence of a detailed figure)
- ⑦ Connection symbol (shows where one component connects to another component)
- ⑧ Direction symbol (which indicates the front of the machine)

## 2. How to use the lists

The list shown below as an example helps you to understand how to use the lists.

SYM- BOL	PART NUMBER	PART NAME	UNIT Q'TY	SERIAL (A) (B)	NPD	REMARKS				REMARK
						(A)	(B)	(C)	(D)	
1A	34256-20050	CHASSIS ASSY, FRONT	1	101-120		Y01				
B	34256-20060	CHASSIS ASSY, FRONT	1	121-	B	Y02				
2A	30040-20060	ARM ASSY, LIFT	1	101-		Y03				
3A	44340-70210	MIRROR	1	101-120						
B	44344-70020	MIRROR, ROOM	1	121-	B					WA1
4A	40901-26700	BRACKET	1	101-120						
B	41605-41290	PLATE	1	121-	B					A1
41A	41621-20340	STOPPER	3	101-		01	02			
42A	41621-20320	STOPPER	2	101-		01	02			
51A	49327-60600	SEAL KIT	1	101-						QK1
61A	47193-70040	RING SLIPPER	1	101-						K1
62A	47171-70020	RING, WEAR	1	101-						K1

Encircled numbers indicate the following contents:

① ○○○ (MODEL CODE)

Model code shown in the parts catalog (which is different from the model name of the main unit)

② □□□ (SECTION NO.)

Key in retrieval in "SECTION INDEX"

③ SYMBOL

Key to find a parts No. from an illustration (unit drawing)

However, a value starting with three "0" such as "000A" and "000B" indicates the "unit assembly".

④ PART NUMBER

⑤ PART NAME

⑥ UNIT Q'TY

(1) This column indicates the quantity of one set

However, when the "SYMBOL" column indicates "000A", "000B", etc., the "UNIT Q'TY" column indicates the quantity for one machine.

(2) A value with "M" such as "1M" and "2M" indicates that the part is sold in the unit of shown value.

The actual length is shown in the "REMARK" column.

[Example 1] When the "UNIT Q'TY" column indicates "2M" and the "REMARK" column indicates "L=1700", the actual length is 1,700 mm and the part is sold in the unit of 2 meters.

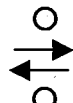
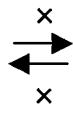
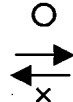
[Example 2] When the "UNIT Q'TY" column indicates "2M" and the "REMARK" column indicates "L=1400xQ'TY 2", the actual length of 1,400 mm is used in 2 positions and the part is sold in the unit of 2 meters. If the part is required in 2 positions, order "3 meters".

(3) When "A/R" is indicated, order the required quantity. This is normally used for shims or liners.

- ⑦ SERIAL(A) • SERIAL(B) (applicable chassis Nos.)  
 SERIAL(A) : Indicates the application start chassis No.  
 SERIAL(B) : Indicates the application end chassis No.  
 However, the torque converter, the transmission and the cab are different from the chassis No. (The serial number shown is for the component – not the machine or chassis.)

- ⑧ REMARKS: [N] (not for sale)  
 Parts not for sale are indicated as "N".

- ⑨ REMARKS: [P] (parts compatibility)  
 The parts compatibility is indicated in symbols, A, B and C having the following meanings:

[A] A new part and an old part are completely interchangeable with each other.	New		Old
[B] A new part and an old part are not interchangeable with each other.	New		Old
[C] A new part is an alternative of an old part. In this case, an old part is not interchangeable with a new part.	New		Old

- ⑩ REMARKS: [D]  
 [D] Indicates that the part is deleted.  
 [H] Indicates that production or supply of the part is stopped.  
 An alternative is shown just below.

- ⑪ REMARKS: [(A)], [(B)], [(C)], [(D)]  
 Symbols indicated in this column have the following meanings.

(1) Assembly parts

- (a) 01 - : Indicates parts which make up the assembly parts.  
 (b) Y01 - : Indicates assembly parts which is made up of the parts 01,02-09.

[Example 1] (Refer to the list in the previous page.)

The part 1A 34256-20050 front chassis has Y01 in the Remarks column, it means that the Front chassis includes the parts with 01[41A and 42A] in the Remarks column.

(2) Kit parts

- (a) K1 - : Indicates parts which make up the kit.  
 (b) QK1 - : Indicates a kit which is made up of parts K1 -, K2 -.

(3) Parts which has a interchangeability when replace with the other related parts.

- (a) A1 - : Indicates parts which need to make a interchangeability.  
 (b) WA1~ : Indicates parts which have a interchangeability when replace with A1 parts.

[Example 2] (Refer to the list in the previous page.)

The part 3B 44344-70020 [WA1] can replace the old part 3A 44340-70210 only if the plate 4B 41605-41290 [A1] is also replaced together.

## ⑫ REMARKS

The other major remarks are shown below:

- (1) REF 618 : Indicates the section No. 618.
- (2) FR LH : Indicates the left side toward the machine forward direction.
- (3) FR RH : Indicates the right side toward the machine forward direction.
- (4) D80×185L : Indicates "diameter = 80 mm, length = 185 mm".
- (5) (01) ~ : Indicates a component of a repair kit Y01~ of the section No. 391.
- (6) (K1) ~ : Indicates a component of a repair kit QK1~ of the section No. 391.
- (7) (K) : Indicates a component of the section No. 391.
- (8) Old parts No. • reference parts No., etc.

### (Note)

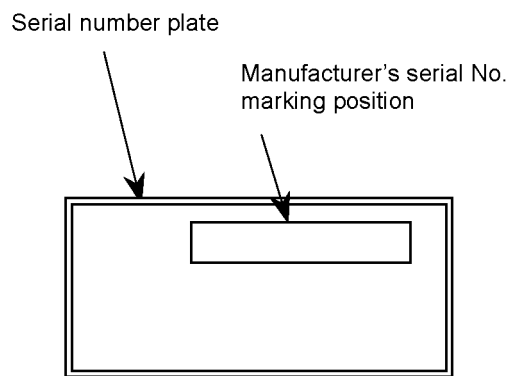
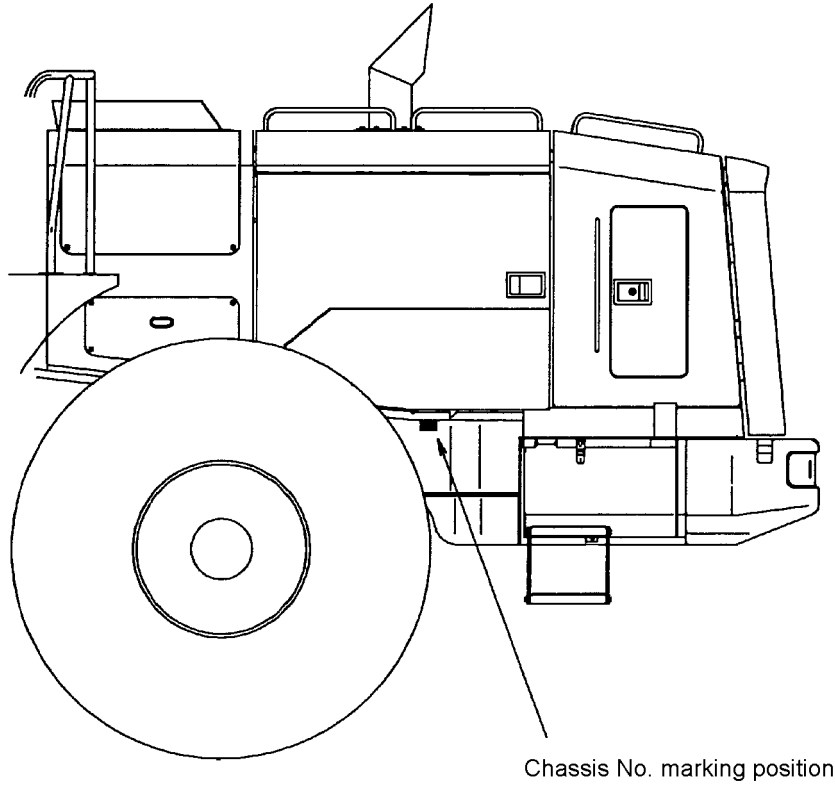
- 1. Parts without an item or symbol number in illustrations cannot be supplied in the form of single parts.
- 2. Parts shown in this catalog may be deleted, changed or specified as "not for sale" without prior notice.

### WARNING :

- 1. The purpose in issuing this parts catalog is to use for clarifying the parts and for placing the parts order to your Kawasaki loader dealer.
- 2. You also can use this parts catalog to exchange parts information between you and your Kawasaki loader dealer for clarifying the parts.
- 3. You must not perform any repair, disassembly and reassembly work on the machine. Contact your Kawasaki loader dealer and ask him to do the above work.

# Chassis No. and Manufacturer's Serial No.

1. The chassis No. and the manufacturer's serial No. are marked in the following positions:



Note: For the serial No. plate installation position, refer to the Marking group section.

2. The chassis No. and the manufacturer's serial No. marked on the machine are indicated in this parts catalog as follows:

Serial No. shown in parts catalog	Chassis No.	Manufacturer's serial No.
0101	92H1-0101	92H1-0101
5001	92H1-5001	92H1-5001
9001	92H1-9001	92H1-9001

---

It is recommended to write the model name, the chassis No., the manufacturer's serial No. and the date of delivery of your machine in the table below to speed parts orders in the future.

<b>Model name</b>	
<b>Chassis No.</b>	
<b>Manufacturer's serial No.</b>	
<b>Date of delivery</b>	

# Avant utilisation

## I. Introduction

Ce catalogue de pièces est applicable aux modèles indiqués sur la couverture.

Les pièces avec des spécifications particulières ne sont pas incluses.

Pour les moteurs, reportez-vous au « Catalogue de pièces des moteurs » offert séparément.

## II. Comment commander les pièces

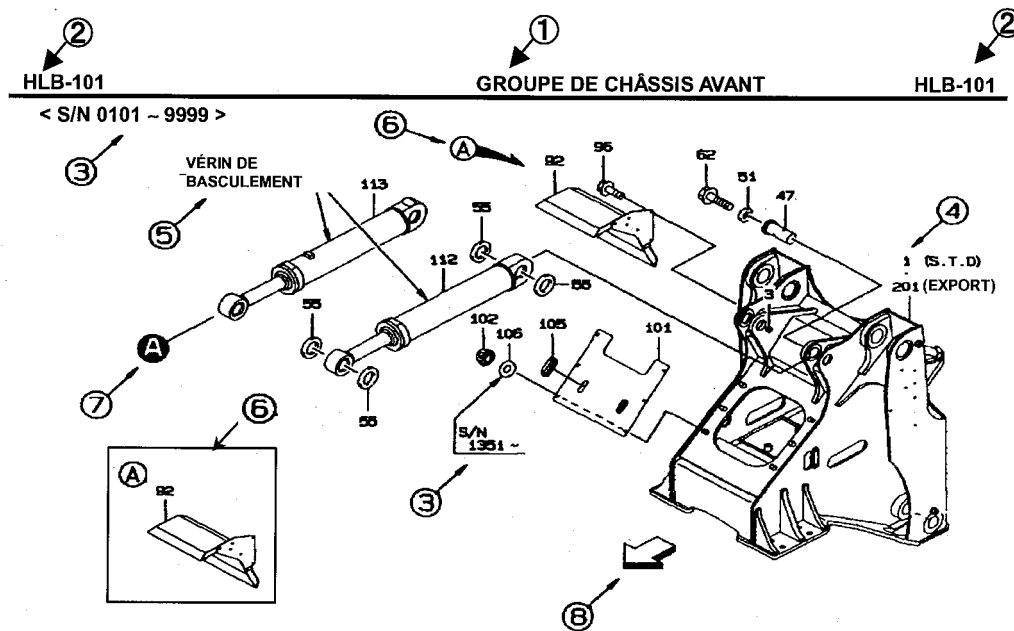
Pour commander une pièce, reportez-vous aux illustrations et aux listes dans ce catalogue de pièces et précisez clairement à notre société le nom du modèle, le n° de châssis, le n° et le nom des pièces, la quantité voulue etc....

## III. Comment regarder le catalogue de pièces

Les illustrations dans le catalogue de pièces indiquent « la position et la forme » de chaque pièce dans le champ désiré pour passer la commande. Les illustrations ne représentent donc pas toujours la pièce réelle.

### 1. Comment regarder les illustrations

L'exemple de l'illustration donné ci-dessous vous aidera à comprendre comment regarder les illustrations.



Les numéros encadrés indiquent les contenus suivants:

- ①, ② Code du modèle, n° de section et nom de section
- ③ N° de châssis applicables (qui indiquent les n° de châssis de début et de fin de l'application)
- ④ Symbole (correspondant à la colonne « SYMBOLE » présenté dans la liste)
- ⑤ Symbole approprié d'aide d'unité
- ⑥ Symbole de ballon (qui indique la présence d'un dessin détaillé)
- ⑦ Symbole de raccord (indique où se trouve le raccord entre un composant et un autre)
- ⑧ Symbole de la direction (qui indique la partie avant de la machine)

## 2. Comment utiliser les listes

Un exemple d'illustration donné ci-dessous vous aidera à comprendre comment utiliser les listes.

SYM BOLE	N° DE PIECE	NOM DE PIECE	UNITES DE QUANTI TES	SÉRIE (A) (B)	N P D	REMARQUES				REMARQUES
						(A)	(B)	(C)	(D)	
1A	34256-20050	CHASSIS ASSY, FRONT	1	101-120		Y01				
B	34256-20060	CHASSIS ASSY, FRONT	1	121-	B	Y02				
2A	30040-20060	ARM ASSY, LIFT	1	101-			Y03			
3A	44340-70210	MIRROR	1	101-120						
B	44344-70020	MIRROR, ROOM	1	121-	B				WA1	
4A	40901-26700	BRACKET	1	101-120						
B	41605-41290	PLATE	1	121-	B				A1	
41A	41621-20340	STOPPER	3	101-		01	02			
42A	41621-20320	STOPPER	2	101-		01	02			
51A	49327-60600	SEAL KIT	1	101-					QK1	
61A	47193-70040	RING SLIPPER	1	101-					K1	
62A	47171-70020	RING, WEAR	1	101-					K1	

Les numéros encadrés indiquent les contenus suivants :

① ○○○ (CODE DE MODÈLE)

Code de modèle indiqué dans le catalogue de pièces (différent du nom de modèle de l'unité principale)

② □□□ (N° DE SECTION)

Clé de recherche dans « SOMMAIRE DES SECTIONS »

③ SYMBOLE

Clé pour trouver le N° d'une pièce à partir d'une illustration (dessin d'unité).

Cependant, une valeur débutant de trois « 0 » comme « 000A » et « 000B » indique « le montage d'unité »

④ N° DE PIECE

⑤ NOM DE PIECE

⑥ UNITES DE QUANTITES

(1) Cette colonne indique la quantité d'un jeu

Cependant, si la colonne « SYMBOLE » indique « 000A », « 000B » etc., la colonne « UNITES DE QUANTITES » indique la quantité pour une machine

(2) Une valeur contenant « M » comme « 1M » et « 2M » indique que la pièce est vendue dans l'unité de valeur indiquée.

La longueur réelle est indiquée dans la colonne « REMARQUE. »

[Exemple 1] Si la colonne « Q'TY UNITÉ » indique « 2M » et la colonne « REMARQUE » indique « L=1700 », la longueur réelle est de 1.700 mm et la pièce est vendue en unité de 2 mètres.

[Exemple 2] Si la colonne « UNITES DE QUANTITES » indique « 2M » et la colonne « REMARQUE » indique « L=1400xQ'TY 2 », la longueur réelle de 1,400 mm est utilisée en 2 positions et la pièce est vendue en unité de 2 mètres. Si la pièce est demandée en 2 positions, commandez « 3 mètres. »

(3) Si l'indication est « A/R », commandez la quantité voulue. C'est utilisé d'habitude pour les cales ou les tissus entraîneurs.

⑦ SÉRIE(A) • SÉRIE(B) (n° de châssis applicables)

SÉRIE(A) : Indique le n° de châssis de début d'application.

SÉRIE(B) : Indique le n° de châssis de fin d'application.

Cependant, le convertisseur de couple, la transmission, et la cabine sont différents du n° de châssis. (Le n° de série indiqué est pour le composant et non pour la machine ou le châssis.)


⑧ REMARQUES : [N] (non mis en vente)

Pièces non mises en vente sont indiquées par « N. »


⑨ REMARQUES : [P] (compatibilité des pièces)

La compatibilité des pièces est indiquée par les symboles A, B et C avec les significations suivantes :

[A] Une pièce neuve et une pièce ancienne sont complètement interchangeables l'une avec l'autre.


NEUVE  ANCIENNE

[B] Une pièce neuve et une pièce ancienne ne sont pas interchangeable l'une avec l'autre.

NEUVE  ANCIENNE

[C] Une pièce neuve est une alternative d'une pièce ancienne.

Dans ce cas, une pièce ancienne n'est pas interchangeable avec une pièce neuve.

NEUVE  ANCIENNE

⑩ REMARQUES : [D]

[D] Indique que la pièce est supprimée.

[H] Indique que la fabrication ou la fourniture de la pièce est arrêtée.

Une alternative est montrée juste ci-dessous.

⑪ REMARQUES : [(A)], [(B)], [(C)], [(D)]

Les symboles indiqués dans cette colonne ont les significations suivantes.

(1) Pièces d'assemblage

(a) 01 - : Indique les pièces qui constituent les pièces d'assemblage.

(b) Y01 - : Indique les pièces d'assemblage constituées des pièces 01, 02-09.

[Exemple 1] (Reportez-vous à la liste de la page précédente.)

Le Y01 dans la colonne Remarques de la pièce 1A 34256-20050 châssis en avant indique que le châssis en avant inclut les pièces ayant 01[41A et 42A] dans la colonne Remarques.

(2) Pièces de la trousse

(a) K1 - : Indique les pièces qui constituent la trousse.

(b) QK1 - : Indique une trousse constituée des pièces K1-, K2-.

(3) Pièces ayant une interchangeabilité quand elles sont remplacées avec d'autres pièces apparentées.

(a) A1 - : Indique les pièces qui ont besoin de faire une interchangeabilité.

(b) WA1~ : Indique les pièces ayant une interchangeabilité quand remplacées avec les pièces A1.

[Exemple 2] (Reportez-vous à la liste de la page précédente.)

La pièce 3B 44344-70020 [WA1] peut remplacer l'ancienne pièce 3A 44340-70210 seulement si la plaque 4B 41605-41290 [A1] est aussi remplacée avec.

## ⑫ REMARQUES

Les autres remarques principales sont les suivantes :

- (1) REF 618 : Indique le n° de section 618.
- (2) FR LH : Indique que la partie gauche est vers la direction en avant de la machine.
- (3) FR RH : Indique que la partie droite est vers la direction en avant de la machine.
- (4) D80×185L : Indique « diamètre = 80 mm, longueur = 185 mm. »
- (5) (01)~ : Indique un composant de la trousse de réparation Y01~ de la section n° 391.
- (6) (K1)~ : Indique un composant de la trousse de réparation QK1~ de la section n° 391.
- (7) (K) : Indique un composant de la section n° 391.
- (8) N° de pièces anciennes • N° de pièce de référence, etc.

(Note)

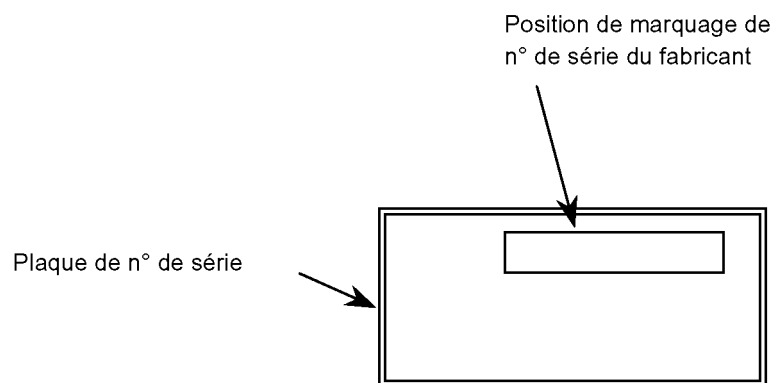
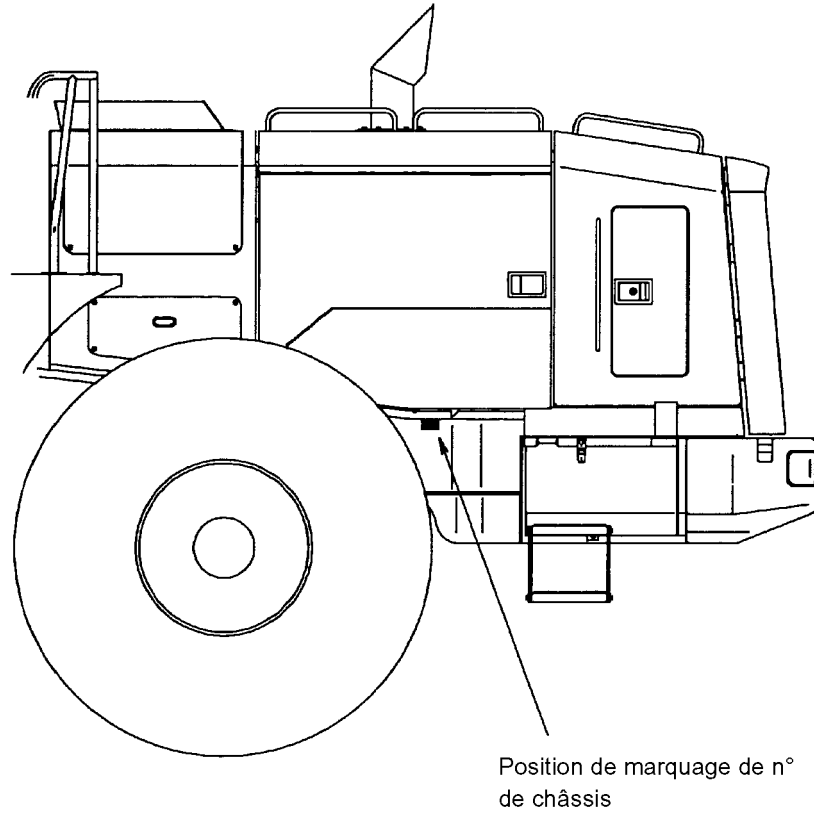
- 1. Les Pièces sans n° d'article ou de symbole dans les illustrations ne peuvent pas être fournies individuellement.
- 2. Les pièces montrées dans ce catalogue peuvent être supprimées, modifiées ou indiquées « non mises en vente » sans avis préalable.

### AVERTISSEMENT :

- 1. Le but de ce catalogue de pièces est de donner l'explication des pièces et de faciliter la commande des pièces auprès de votre revendeur chargeur Kawasaki.
- 2. Vous pouvez également utiliser ce catalogue de pièces pour un échange d'information sur les pièces entre vous et votre revendeur chargeur Kawasaki afin de clarifier les pièces.
- 3. Vous ne devez effectuer aucun travail de réparation, démontage et remontage sur la machine. Contactez votre revendeur chargeur Kawasaki et demandez-lui de faire les travaux cités ci-dessus.

# N°. de châssis et n°. de série du fabricant

1. Le n° de châssis et le n° de série du fabricant sont indiqués dans les emplacements suivants:



Note: Pour la position d'installation de plaque de n° de série, reportez-vous à la section de groupe marquage

2. Les n° de châssis et n° de série du fabricant marqués sur la machine sont indiqués dans le catalogue des pièces comme suit:

N° de série indiqué dans le catalogue de pièces	N° de châssis	N° de série du fabricant
0101	92H1-0101	92H1-0101
5001	92H1-5001	92H1-5001
9001	92H1-9001	92H1-9001

---

Il est conseillé d'écrire le nom de modèle, le n° de châssis, le n° de série du fabricant et la date de livraison de votre machine dans le tableau ci-dessous pour accélérer la commande des pièces à l'avenir.

<b>Nom du modèle</b>	
<b>N° de châssis</b>	
<b>N° de série du fabricant</b>	
<b>Date de livraison</b>	

# Vor der Verwendung

## I. Einführung

Dieser Ersatzteilkatalog gilt für die auf dem Umschlag genannten Modelle.

Teile mit Sonderspezifikationen sind nicht enthalten.

Für Motoren wird auf den getrennt erhältlichen „Motorersatzteilkatalog“ verwiesen.

## II. Bestellen von Ersatzteilen

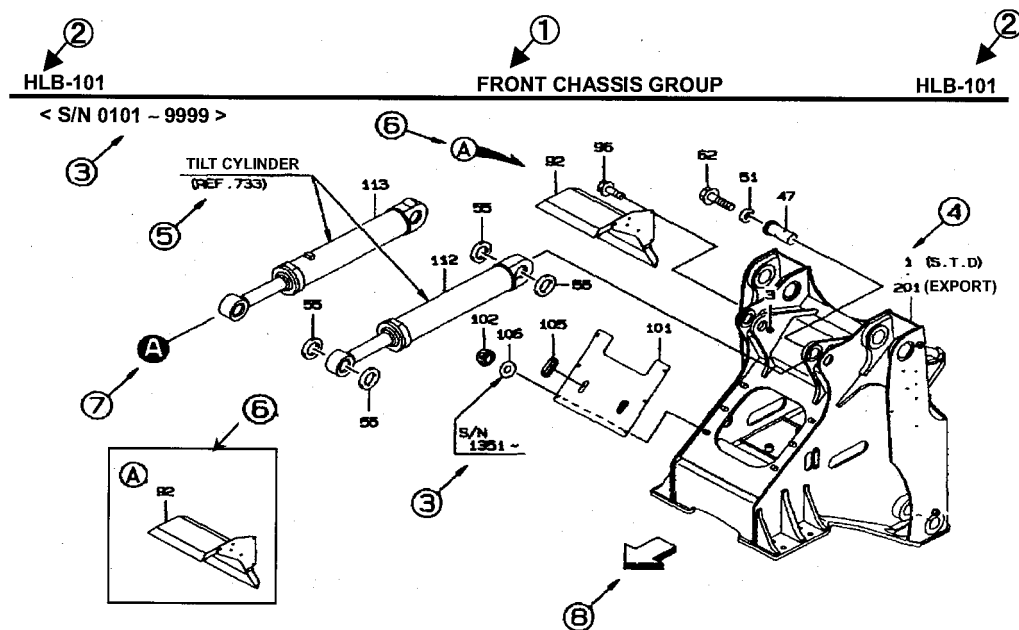
Beziehen Sie sich beim Bestellen von Ersatzteilen auf die Illustrationen und Listen in diesem Ersatzteilkatalog und nennen Sie uns deutlich die Modellbezeichnung, die Fahrgestellnummer, die Teilenummer, die gewünschte Anzahl usw.

## III. Verwendungshinweis zum Ersatzteilkatalog

Die Abbildungen in diesem Ersatzteilkatalog zeigen die für die Bestellung erforderliche „Position und Form“ von jedem Teil im Sortiment. Folglich entsprechen die Abbildungen nicht immer den tatsächlichen Teilen.

### 1. Verwendungshinweis zu den Abbildungen

Die folgende Abbildung vermittelt Ihnen einen Überblick darüber, wie die Abbildungen in diesem Katalog zu verwenden sind.



Die eingekreisten Zahlen kennzeichnen folgende Angaben:

- ①, ② Modellcode, Abschnittsnummer und Abschnittsbezeichnung
- ③ Zutreffende Fahrgestellnummern (erste und letzte zutreffende Fahrgestellnummer)
- ④ Symbol (entspricht der Spalte „SYMBOL“ in den Listen)
- ⑤ Relevantes Einheitenführungssymbol
- ⑥ Ballonsymbol (weist auf das Vorhandensein einer Detailabbildung hin)
- ⑦ Verbindungssymbol (zeigt, wo zwei Komponenten miteinander verbunden sind)
- ⑧ Richtungssymbol (weist zum Maschinenvorderteil)

## 2. Verwendungshinweise zu Listen

Die folgende Liste vermittelt Ihnen einen Überblick darüber, wie die Listen in diesem Katalog zu verwenden sind.

SYM- BOL	TEILENUMMER	TEILEBEZEICHNUNG	ANZA HL	SERIE (A) (B)	N P D	BEMERKUNGEN				BEMERKUN GEN
						(A)	(B)	(C)	(D)	
1A	34256-20050	CHASSIS ASSY, FRONT	1	101-120		Y01				
B	34256-20060	CHASSIS ASSY, FRONT	1	121-	B	Y02				
2A	30040-20060	ARM ASSY, LIFT	1	101-				Y03		
3A	44340-70210	MIRROR	1	101-120						
B	44344-70020	MIRROR, ROOM	1	121-	B				WA1	
4A	40901-26700	BRACKET	1	101-120						
B	41605-41290	PLATE	1	121-	B				A1	
41A	41621-20340	STOPPER	3	101-		01	02			
42A	41621-20320	STOPPER	2	101-		01	02			
51A	49327-60600	SEAL KIT	1	101-					QK1	
61A	47193-70040	RING SLIPPER	1	101-					K1	
62A	47171-70020	RING, WEAR	1	101-					K1	

Die eingekreisten Zahlen kennzeichnen folgende Angaben:

① ○○○ (MODELLCODE)

Im Ersatzteilkatalog angegebener Modellcode (unterscheidet sich von der Modellbezeichnung der Haupteinheit)

② □□□ (ABSCHNITTS-NR.)

Schlüssel bei der Abfrage im „SECTION INDEX“ (ABSCHNITTSINDEX)

③ SYMBOL

Schlüssel zum Auffinden einer Teilenummer in einer Abbildung (Einheitenzeichnung)  
Ein mit drei Nullen beginnender Wert, z.B. „000A“ und „000B“, kennzeichnet jedoch die „Einheitenbaugruppe“.

④ PART NUMBER (TEILENUMMER)

⑤ PART NAME (TEILEBEZEICHNUNG)

⑥ UNIT Q'TY (ANZAHL)

(1) In dieser Spalte wird die Anzahl eines Satzes angegeben.

Wenn jedoch in der Spalte „SYMBOL“ der Wert „000A“, „000B“ usw. steht, gibt die Spalte „UNIT Q'TY“ die Anzahl für eine Maschine an.

(2) Ein Wert mit „M“, wie z.B. „1M“ oder „2M“, gibt an, dass das Teil in der Mengeneinheit des angegebenen Werts verkauft wird.

Die tatsächliche Länge ist in der Spalte „REMARK“ (BEMERKUNG) angegeben.

[Beispiel 1] Wenn in der Spalte „UNIT Q'TY“ der Wert „2M“ steht und in der Spalte „REMARK“ der Wert „L=1700“, beträgt die tatsächliche Länge 1.700 mm und das Teil wird in Einheiten von 2 m verkauft.

[Beispiel 2] Wenn in der Spalte „UNIT Q'TY“ der Wert „2M“ steht und in der Spalte „REMARK“ der Wert „L=1400xQ'TY 2“, wird die tatsächliche Länge von 1.400 mm in 2 Positionen verwendet und das Teil in Einheiten von 2 m verkauft. Wenn das Teil in 2 Positionen benötigt wird, sind in diesem Fall „3 m“ zu bestellen.

(3) Wenn „A/R“ angegeben ist, bestellen Sie die benötigte Menge. Dies wird normalerweise für Unterlegscheiben und Laufbüchsen verwendet.

⑦ SERIAL(A) • SERIAL(B) (SERIE (A) • SERIE (B)) (Zutreffende Fahrgestellnummern)

SERIAL(A) (SERIE (A)): Gibt die erste zutreffende Fahrgestellnummer an.

SERIAL(B) (SERIE (B)): Gibt die letzte zutreffende Fahrgestellnummer an.

Der Drehmomentwandler, das Getriebe und die Kabine weichen von der Fahrgestellnummer ab. (Die angegebene Seriennummer gilt für die Komponente – nicht für die Maschine oder das Fahrgestell.)

⑧ REMARKS (BEMERKUNGEN): [N] (nicht verkäuflich)

Nicht verkäufliche Teile sind mit „N“ gekennzeichnet.

⑨ REMARKS (BEMERKUNGEN): [P] (Teilekompatibilität)

Die Teilekompatibilität wird mit Symbolen angegeben, wobei A, B und C folgende Bedeutung aufweisen:

[A] Ein neues Teil und ein herkömmliches Teil können miteinander ausgetauscht werden.

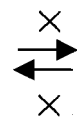
Neues Teil



Herkömmlich  
es Teil

[B] Ein neues Teil und ein herkömmliches Teil können nicht miteinander ausgetauscht werden.

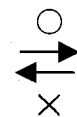
Neues Teil



Herkömmlich  
es Teil

[C] Ein neues Teil ist eine Alternative für ein herkömmliches Teil.  
In diesem Fall kann ein herkömmliches Teil nicht mit einem neuen Teil ausgetauscht werden.

Neues Teil



Herkömmlich  
es Teil

⑩ REMARKS (BEMERKUNGEN): [D]

[D] Gibt an, dass das Teil gelöscht wurde.

[H] Gibt an, dass die Herstellung bzw. Lieferung des Teils eingestellt wurde.  
In diesem Fall wird direkt darunter ein Alternativteil angegeben.

⑪ REMARKS (BEMERKUNGEN): [(A)], [(B)], [(C)], [(D)]

Die Symbole in dieser Spalte haben folgende Bedeutungen:

(1) Baugruppentteile

(a) 01 - : Kennzeichnet die Teile, die zu den Baugruppentteilen gehören.

(b) Y01 - : Kennzeichnet die Baugruppentteile, die aus den Teilen 01,02-09 bestehen.

[Beispiel 1] (Siehe Liste auf der vorhergehenden Seite)

Für das Teil 1A 34256-20050 (vorderes Fahrgestell) ist in der Spalte „Remarks“ der Wert „Y01“ eingetragen. Dies bedeutet, dass das vordere Fahrgestell aus Teilen besteht, die den Wert 01 [41A und 42A] in der Spalte „Remarks“ aufweisen.

(2) Bausatzteile

(a) K1 - : Kennzeichnet die Teile, die zum Bausatz gehören.

(b) QK1 - : Kennzeichnet einen Bausatz, der aus den Teilen K1 -, K2 - besteht.

(3) Teil, das mit anderen Teilen kompatibel ist und ersetzt werden kann.

(a) A1 - : Kennzeichnet Teile, die kompatibel sein müssen.

(b) WA1~ : Kennzeichnet Teile, die kompatibel sind, wenn sie durch A1-Teile ersetzt werden.

[Beispiel 2] (Siehe Liste auf der vorhergehenden Seite)

Das Teil 3B 44344-70020 [WA1] kann das herkömmliche Teil 3A 44340-70210 nur ersetzen, wenn die Platte 4B 41605-41290 [A1] ebenfalls ersetzt wird.

## ⑫ REMARKS (BEMERKUNGEN)

Alle weiteren wichtigen Bemerkungen sind nachfolgend aufgeführt:

- (1) REF 618 : Gibt die Abschnitts-Nr. 618 an.
- (2) FR LH : Gibt die linke Seite an (in Fahrtrichtung).
- (3) FR RH : Gibt die rechte Seite an (in Fahrtrichtung).
- (4) D80×185L : Bedeutet „Durchmesser = 80 mm, Länge = 185 mm“.
- (5) (01) ~ : Gibt eine Komponente eines Reparatursatzes Y01~ der Abschnitts-Nr. 391 an.
- (6) (K1) ~ : Gibt eine Komponente eines Reparatursatzes QK1~ der Abschnitts-Nr. 391 an.
- (7) (K) : Gibt eine Komponente der Abschnitts-Nr. 391 an.
- (8) Nr. von herkömmlichen Teilen • Nr. von Referenzteilen etc.

### (Hinweis)

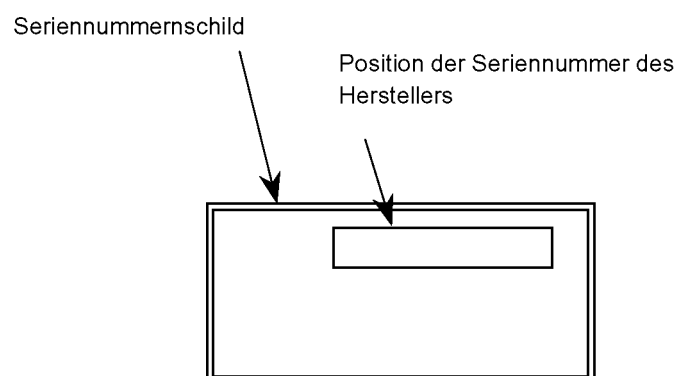
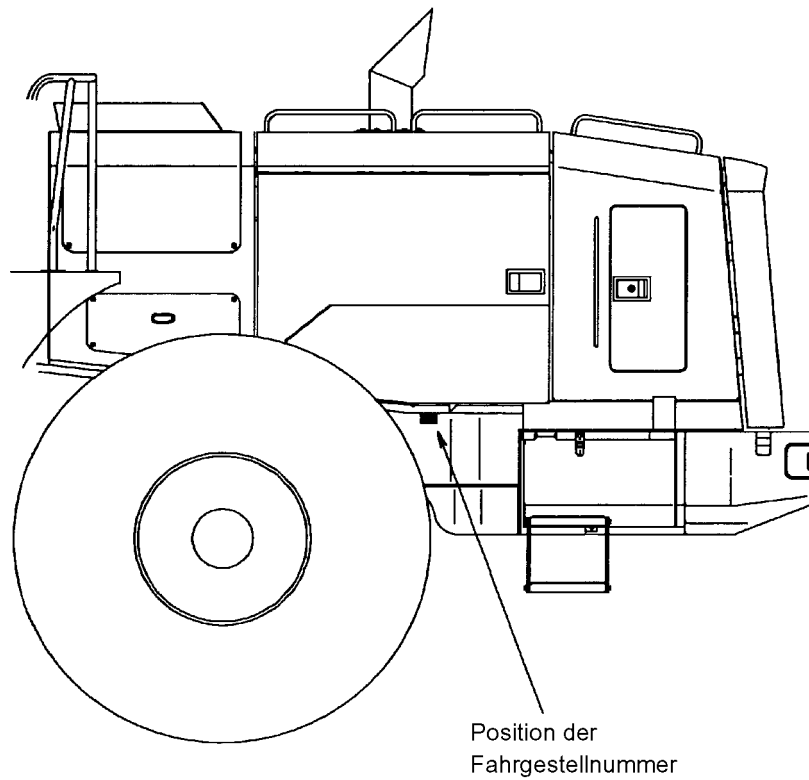
1. Teile in Abbildungen ohne Artikel- oder Symbolnummer können nicht als Einzelteile geliefert werden.
2. In diesem Katalog abgebildete Teile können ohne Vorankündigung gelöscht, geändert oder als „nicht verkäuflich“ spezifiziert werden.

### WARNUNG:

1. Der Zweck dieses Einzelteilkatalogs besteht darin, die Teile eindeutig zu identifizieren, um sie bei Ihrem Kawasaki-Händler bestellen zu können.
2. Sie können diesen Einzelteilkatalog auch verwenden, um bei Fragen Teile gegenüber Ihrem Kawasaki-Händler eindeutig zu identifizieren.
3. Sie dürfen an der Maschine keine Reparaturarbeiten ausführen oder die Maschine auseinander- und anschließend wieder zusammenbauen.  
Wenden Sie sich an Ihren Kawasaki-Händler, damit er die erforderlichen Arbeiten ausführt.

# Fahrgestellnummer und seriennummer des herstellers

1. Die Fahrgestellnummer und Seriennummer des Herstellers sind an den folgenden Stellen angebracht:



Hinweis: Informationen zur Position des Seriennummernschildes finden Sie im Abschnitt Markierungsgruppe.

2. In diesem Ersatzteilkatalog sind die Fahrgestellnummer und Seriennummer des Herstellers wie folgt angegeben:

Im Ersatzteilkatalog angegebene Seriennummer	Fahrgestellnummer	Seriennummer des Herstellers
0101	92H1-0101	92H1-0101
5001	92H1-5001	92H1-5001
9001	92H1-9001	92H1-9001

---

Wir empfehlen, dass Sie die Modellbezeichnung, die Fahrgestellnummer, die Seriennummer des Herstellers und das Lieferdatum Ihrer Maschine in der untenstehenden Tabelle eintragen, um die zukünftige Bestellung von Ersatzteilen zu erleichtern.

<b>Modellbezeichnung</b>	
<b>Fahrgestellnummer</b>	
<b>Seriennummer des Herstellers</b>	
<b>Lieferdatum</b>	

# Prima dell'utilizzo

## I. Introduzione

Questo catalogo dei particolari è applicabile ai modelli indicati sulla copertina.

Particolari con caratteristiche speciali non sono inclusi.

Per i motori, consultare il catalogo delle parti del motore ("Engine Parts Catalog"), disponibile separatamente.

## II. Come ordinare i particolari

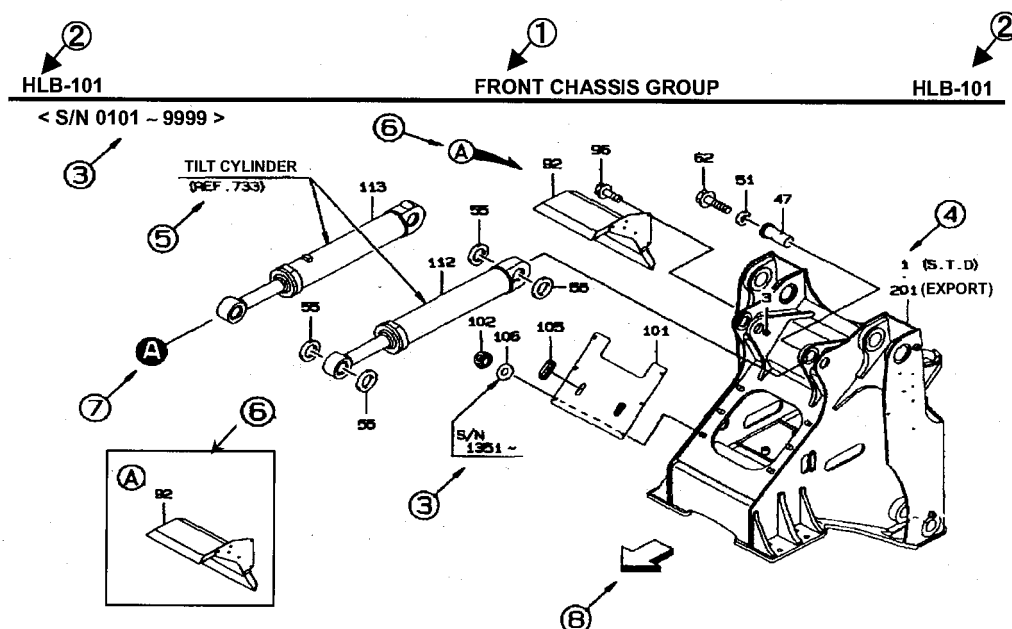
Quando si ordina un particolare, consultare le illustrazioni e gli elenchi inclusi in questo catalogo e comunicare alla nostra ditta il modello, il N. di telaio, il N. e il nome del particolare, la quantità eccetera.

## III. Come consultare il catalogo dei particolari

Le illustrazioni del catalogo mostrano "posizione e forma" di ogni particolare nella gamma richiesta per l'ordine; quindi non sempre le illustrazioni corrispondono al particolare effettivo.

### 1. Come consultare le illustrazioni

L'esempio seguente aiuta a capire come consultare le illustrazioni.



I richiami numerati indicano:

- ① Codice modello, N. della sezione
- ② nome della sezione
- ③ Numeri di telaio applicabili (che indicano i numeri di telaio iniziali e finali dell'applicazione)
- ④ Simbolo, corrispondente alla colonna SIMBOLO ("SYMBOL") mostrata nell'elenco
- ⑤ Simbolo guida della relativa unità
- ⑥ Simbolo di richiamo (che indica la presenza di una figura dettagliata)
- ⑦ Simbolo di collegamento (che indica dove un particolare si collega ad un altro)
- ⑧ Simbolo di direzione (che indica la parte anteriore della macchina)

## 2. Come utilizzare gli elenchi

L'esempio seguente aiuta a capire come utilizzare gli elenchi.

SIM BOLO	NUMERO PARTICOLARE	NOME PARTICOLARE	QUANT UNITA	N.DI SERIE (A) (B)		NPD	COMMENTI				
				(A)	(B)		(A)	(B)	(C)	(D)	COMMENTI
1A	34256-20050	CHASSIS ASSY, FRONT	1	101-120			Y01				
B	34256-20060	CHASSIS ASSY, FRONT	1	121-		B	Y02				
2A	30040-20060	ARM ASSY, LIFT	1	101-			Y03				
3A	44340-70210	MIRROR	1	101-120							
B	44344-70020	MIRROR, ROOM	1	121-		B				WA1	
4A	40901-26700	BRACKET	1	101-120							
B	41605-41290	PLATE	1	121-		B				A1	
41A	41621-20340	STOPPER	3	101-			01	02			
42A	41621-20320	STOPPER	2	101-			01	02			
51A	49327-60600	SEAL KIT	1	101-						QK1	
61A	47193-70040	RING SLIPPER	1	101-						K1	
62A	47171-70020	RING, WEAR	1	101-						K1	

I richiami numerati indicano:

① ○○○ (CODICE MODELLO)

Codice del modello mostrato nel catalogo dei particolari (differente dal nome del modello dell'unità principale)

② □□□ (N. SEZIONE)

Chiave per la ricerca in "INDICE SEZIONE" ("SECTION INDEX")

③ SIMBOLO

Chiave che permette l'identificazione di un N. di componente per mezzo di un'illustrazione (disegno unità). Tuttavia, un valore che inizia con tre "0", ad esempio "000A e 000B" indica il tipo di "gruppo di montaggio".

④ NUMERO PARTICOLARE

⑤ NOME PARTICOLARE

⑥ QUANT. UNITÀ

(1) Questa colonna indica il quantitativo di una serie.

Tuttavia, quando la colonna "SIMBOLO" indica "000A", "000B" e così via, la colonna "QUANT. UNITÀ" indica la quantità per una macchina.

(2) Un valore contenente "M" come "1M" e "2M" indica che il particolare viene venduto nell'unità del valore indicato. La lunghezza effettiva è mostrata nella colonna "COMMENTO".

[Esempio 1] Quando la colonna "QUANT. UNITÀ" indica "2M" e la colonna "COMMENTO" indica "L=1700", la lunghezza effettiva è 1700 mm e il particolare viene venduto in unità di 2 metri.

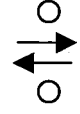
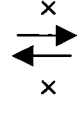
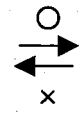
[Esempio 2] Quando la colonna "QUANT. UNITÀ" indica "2M" e la colonna "COMMENTO" indica "L=1400xQUANT. 2", la lunghezza effettiva di 1400 mm viene utilizzata in 2 posizioni e il particolare viene venduto in unità di 2 metri. Se il particolare è necessario in 2 posizioni, ordinare "3 metri".

(3) Quando viene indicato Secondo Quantità ("A/R"), ordinare il quantitativo necessario. Ciò si applica normalmente a spessori o camicie.

- ⑦ N. DI SERIE(A) • N. DI SERIE(B) (numeri di telaio applicabili)  
 SERIE(A) : Indica il N. di telaio iniziale dell'applicazione  
 SERIE(B) : Indica il N. di telaio finale dell'applicazione  
 Tuttavia i numeri del convertitore di coppia, della trasmissione e della cabina sono differenti dal numero di telaio (il numero di serie indicato riguarda il particolare - non la macchina o il telaio).

- ⑧ COMMENTI: [N] (non in vendita)  
 I particolari non disponibili per la vendita sono indicati con "N".

- ⑨ COMMENTI: [P] (compatibilità dei particolari)  
 La compatibilità dei particolari è indicata dai simboli A, B e C, che hanno il seguente significato:

[A] Un particolare nuovo e uno vecchio sono completamente compatibili tra loro.	Nuovo		Vecchio
[B] Un particolare nuovo e uno vecchio non sono compatibili tra loro.	Nuovo		Vecchio
[C] Un nuovo particolare è alternativo a un vecchio particolare. In questo caso, il particolare nuovo non può sostituire quello vecchio.	Nuovo		Vecchio

- ⑩ COMMENTI: [D] (non disponibile o fornitura sospesa)  
 [D] Indica che il particolare è stato eliminato.  
 [H] Indica che la produzione o la fornitura del particolare è stata interrotta.  
 Un'alternativa viene mostrata al di sotto.

- ⑪ COMMENTI: [(A)], [(B)], [(C)], [(D)]  
 I simboli indicati in questa colonna hanno il seguente significato.

(1) Assiemei

(a) 01 - : Indica i particolari di un assieme.

(b) Y01 - : Indica l'assieme che comprende tali particolari.

[Esempio 1] (Fare riferimento all'elenco che si trova nella pagina precedente.)

Il particolare "front chassis" (Telaio anteriore) 1A 34256-20050 ha Y01 nella colonna dei Commenti.

Significa che tale assieme comprende i particolari indicati con 01[41A e 42A] nella colonna dei Commenti.

(2) Kit

(a) K1 - : Indica i particolari che compongono un kit.

(b) QK1 - : Indica il kit che comprende i particolari K1 -, K2 -.

(3) Particolari intercambiabili se sostituiti insieme agli altri particolari collegati.

(a) A1 - : Indica particolari richiesti per l'intercambiabilità.

(b) WA1~ : Indica particolari intercambiabili quando sostituiti insieme ai particolari A1.

[Esempio 2] (Fare riferimento all'elenco che si trova nella pagina precedente.)

Il particolare 3B 44344-70020 [WA1] può sostituire il vecchio particolare 3A 44340-70210 solo se sostituito insieme al piatto 4B 41605-41290 [A1].

⑫ COMMENTI:

Gli altri commenti principali sono elencati di seguito:

- (1) REF 618 : Indica la sezione N. 618.
- (2) ANT (SX) : Indica il lato sinistro verso la parte anteriore della macchina.
- (3) ANT (DX) : Indica il lato destro verso la parte anteriore della macchina.
- (4) D80×185L : Indica "diametro = 80 mm, lunghezza = 185 mm".
- (5) (01) ~ : Indica un particolare di un kit di riparazione Y01~ della sezione N. 391.
- (6) (K1) ~ : Indica un particolare di un kit di riparazione QK1~ della sezione N. 391.
- (7) (K) : Indica un particolare della sezione N. 391.
- (8) N. particolari vecchi • N. particolari di riferimento, ecc.

(Nota)

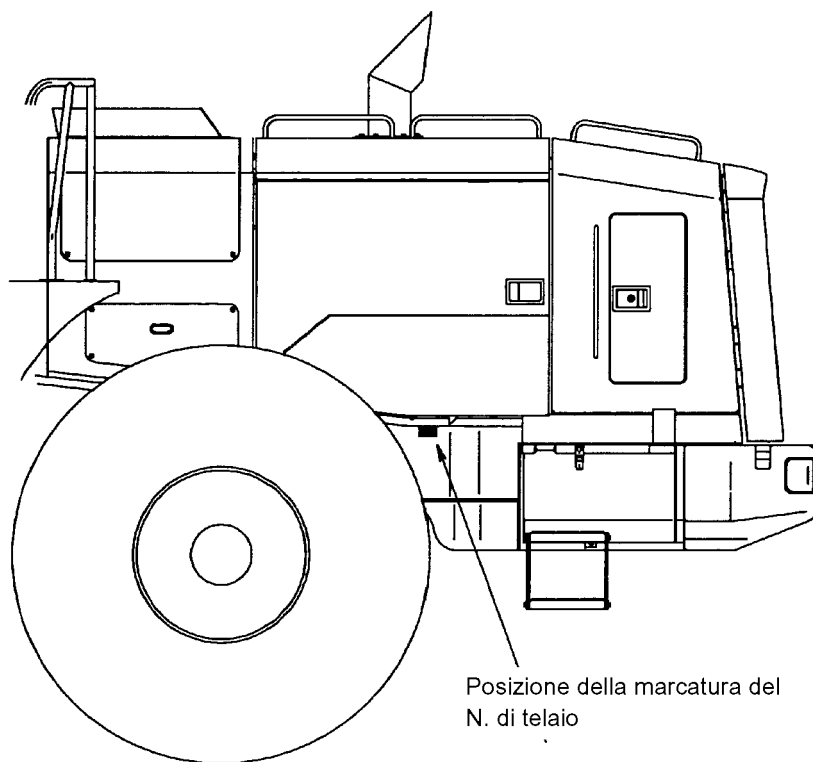
- 1. Particolari privi di numero di articolo o simbolo non possono essere forniti come particolari singoli.
- 2. I particolari illustrati in questo catalogo possono essere eliminati, modificati o indicati come "non in vendita" senza alcun preavviso.

AVVISO:

- 1. Lo scopo di questo catalogo è quello di illustrare i particolari e per ordinare i particolari di ricambio al fornitore della pala caricatrice Kawasaki.
- 2. E' anche possibile utilizzare questo catalogo particolari nello scambio di informazioni con il proprio fornitore della pala caricatrice Kawasaki, per illustrare i particolari.
- 3. Non bisogna eseguire operazioni di smontaggio, riparazione e rimontaggio sulla macchina. Rivolgersi al proprio fornitore della pala caricatrice Kawasaki richiedendo l'esecuzione di tali operazioni.

# N. di telaio e N. di serie del fabbricante

1. Il N. di telaio e il N. di serie del fabbricante sono marcati nelle seguenti posizioni:



Targhetta con il numero di serie



Nota: Per informazioni relative alla posizione di installazione della targhetta con il numero di serie del fabbricante, fare riferimento alla sezione del gruppo Marcatura.

2. Il N. di telaio e il N. di serie del fabbricante indicati sulla macchina sono riportati come segue in questo catalogo dei particolari:

Numero di serie nel catalogo dei particolari	N. di telaio	N. di serie del fabbricante
0101	92H1-0101	92H1-0101
5001	92H1-5001	92H1-5001
9001	92H1-9001	92H1-9001

---

È consigliabile annotare il modello, il N. di telaio, il N. di serie del fabbricante e la data di consegna della macchina nella tabella seguente, in modo da sveltire l'ordinazione dei particolari.

<b>Modello</b>	
<b>N. di telaio</b>	
<b>N. di serie del fabbricante</b>	
<b>Data di consegna</b>	

# Antes de utilizar

## I. Introducción

El ámbito de aplicación de este catálogo de piezas está compuesto por los modelos que se indican en la cubierta.

No se incluyen piezas de especificaciones especiales.

Para motores, consulte el "Catálogo de piezas del motor (Engine Parts Catalog)" que se suministra por separado.

## II. Cómo realizar pedidos de piezas

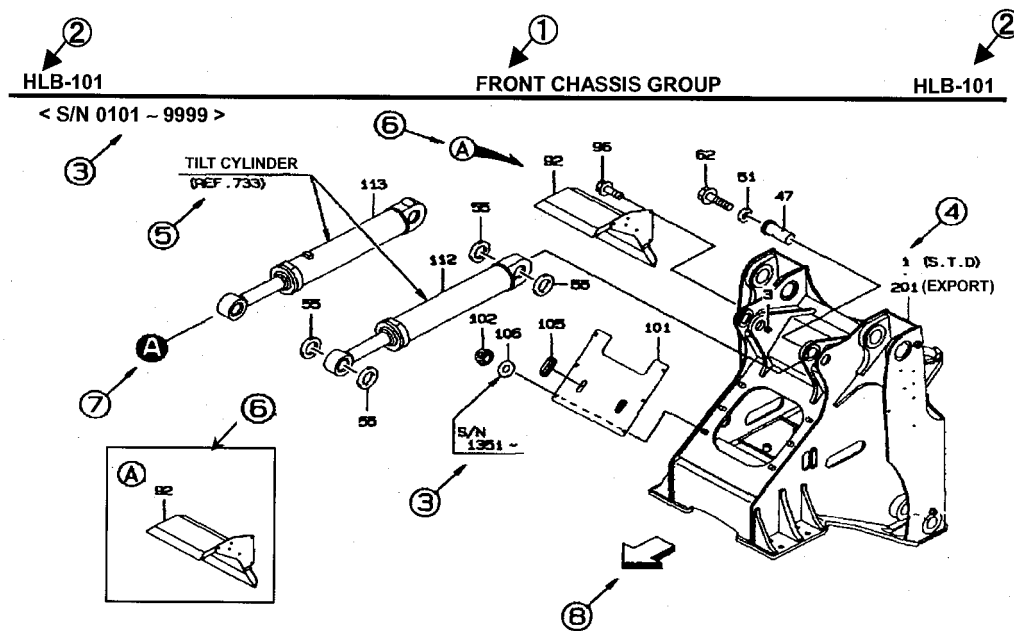
Cuando vaya a pedir una pieza, consulte las ilustraciones y las listas de este catálogo de piezas y notifique con claridad a nuestra compañía el nombre del modelo, el número de chasis, el número de pieza, el nombre de pieza, la cantidad necesaria, etc.

## III. Cómo buscar en el catálogo de piezas

Las ilustraciones del catálogo muestran la "posición y la forma" de cada pieza en el rango requerido en los pedidos. Por lo tanto, las ilustraciones no siempre coinciden con las piezas reales.

### 1. Cómo buscar en las ilustraciones

A continuación, se muestra un ejemplo de ilustración que ayuda a entender cómo buscar en las ilustraciones.



Los círculos numerados indican el siguiente contenido:

- ①, ② Código del modelo, número de sección y nombre de sección
- ③ Números de chasis aplicables (que indican los números de chasis de comienzo y fin de la aplicación.)
- ④ Símbolo (que se corresponde con la columna "SÍMBOLO" que aparece en la lista)
- ⑤ Símbolo de guía de las unidades relevantes
- ⑥ Símbolo de globo (que indica la presencia de una imagen detallada)
- ⑦ Símbolo de conexión (muestra donde un componente conecta con otro componente)
- ⑧ Símbolo de dirección (que señala la parte delantera de la máquina)

## 2. Cómo utilizar las listas

A continuación, se muestra un ejemplo de lista que ayuda a entender cómo utilizar las listas.

SÍMBOLO	NÚMERO DE PIEZA	NOMBRE DE PIEZA	CTD UNIDAD	SERIE (A) (B)	NPD	OBSERVACIONES				OBSERVACIÓN
						(A)	(B)	(C)	(D)	
1A	34256-20050	CHASSIS ASSY, FRONT	1	101-120		Y01				
B	34256-20060	CHASSIS ASSY, FRONT	1	121-	B	Y02				
2A	30040-20060	ARM ASSY, LIFT	1	101-			Y03			
3A	44340-70210	MIRROR	1	101-120						
B	44344-70020	MIRROR, ROOM	1	121-	B				WA1	
4A	40901-26700	BRACKET	1	101-120						
B	41605-41290	PLATE	1	121-	B				A1	
41A	41621-20340	STOPPER	3	101-		01	02			
42A	41621-20320	STOPPER	2	101-		01	02			
51A	49327-60600	SEAL KIT	1	101-					QK1	
61A	47193-70040	RING SLIPPER	1	101-					K1	
62A	47171-70020	RING, WEAR	1	101-					K1	

Los círculos numerados indican el siguiente contenido:

① ○○○ (CÓDIGO DEL MODELO)

Código del modelo que aparece en el catálogo de piezas (que es diferente del nombre del modelo de la unidad principal)

② □□□ (NÚMERO DE SECCIÓN)

Clave de recuperación en el "ÍNDICE DE LA SECCIÓN"

③ SÍMBOLO

Clave para encontrar un número de pieza de una ilustración (dibujo de la unidad)

No obstante, un valor que comience con tres "0" como "000A" y "000B" indica el "conjunto de la unidad".

④ NÚMERO DE PIEZA

⑤ NOMBRE DE PIEZA

⑥ CTD. UNIDAD

(1) Esta columna indica la cantidad de un conjunto

No obstante, cuando la columna "SÍMBOLO" indica "000A", "000B", etc., la columna "CTD. UNIDAD" indica la cantidad para una máquina.

(2) Un valor con una "M" como "1M" y "2M" indica que la pieza se vende en la unidad que muestra el valor.

La longitud real aparece en la columna "OBSERVACIONES".

[Ejemplo 1] Si la columna "CTD. UNIDAD" indica "2M" y la columna "OBSERVACIÓN" indica "L=1700", la longitud real es 1.700 mm y la pieza se vende en unidades de 2 metros.

[Ejemplo 2] Si la columna "CTD. UNIDAD" indica "2M" y la columna "OBSERVACIÓN" indica "L=1400xCTD 2", la longitud real es 1.400 mm se utiliza en 2 posiciones y la pieza se vende en unidades de 2 metros. Si la pieza se necesita en 2 posiciones, realice un pedido de "3 metros".

(3) Si se indica "A/R", solicite la cantidad necesaria. Esto se hace normalmente para cuñas o forros.

⑦ SERIE(A) • SERIE(B) (NÚMEROS DE CHASIS APLICABLES)

SERIE(A) : Indica el número de chasis de comienzo de la aplicación.

SERIE(B) : Indica el número de chasis de fin de la aplicación.

Sin embargo, el convertidor de par, la caja de cambios y la cabina son diferentes del Número de chasis. (El número de serie que se muestra es para el componente, no la máquina o el chasis.)


⑧ OBSERVACIONES: [N] (no a la venta)

Las piezas que no están a la venta se indican con una "N".

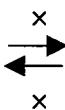
⑨ OBSERVACIONES: [P] (compatibilidad entre piezas)

La compatibilidad entre piezas se indica mediante símbolos, teniendo A, B y C los siguientes significados:

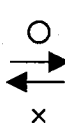
[A] Una pieza nueva y una pieza antigua son completamente intercambiables entre sí.

NUEVA  ANTIGUA

[B] Una pieza nueva y una pieza antigua no son intercambiables entre sí.

NUEVA  ANTIGUA

[C] Una pieza nueva es una alternativa para una pieza antigua.  
En este caso, una pieza antigua no es intercambiable con una pieza nueva.

NUEVA  ANTIGUA

⑩ OBSERVACIONES: [D]

[D] Indica que la pieza se ha suprimido.

[H] Indica que se ha detenido la producción o el suministro de la pieza.  
Se muestra una alternativa justo debajo.

⑪ OBSERVACIONES: [(A)], [(B)], [(C)], [(D)]

Los símbolos indicados en esta columna tienen los siguientes significados.

(1) Conjunto de piezas

(a) 01 - : Indica las piezas que integran el conjunto de piezas.

(b) Y01 - : Indica conjuntos de piezas que están formados a partir de las piezas 01,02-09.

[Ejemplo 1] (Consulte la lista de la página anterior.)

La pieza 1A 34256-20050 del chasis delantero tiene Y01 en la columna Observaciones, lo que significa que el chasis delantero incluye piezas con 01[41A y 42A] en la columna Observaciones.

(2) Kit de piezas

(a) K1 - : Indica las piezas que integran el kit.

(b) QK1 - : Indica un kit que está formado por las piezas K1 -, K2 -.

(3) Piezas que son intercambiables cuando se sustituyen por otras piezas relacionadas.

(a) A1 - : Indica piezas que son necesarias para crear una intercambiabilidad.

(b) WA1~ : Indica piezas que son intercambiables cuando se sustituyen por piezas A1.

[Ejemplo 2] (Consulte la lista de la página anterior.)

La pieza 3B 44344-70020 [WA1] puede sustituir la pieza antigua 3A 44340-70210 únicamente

si también se sustituye junto con la placa 4B 41605-41290 [A1].

## ⑫ OBSERVACIONES

A continuación, se indican las demás observaciones principales:

- (1) REF 618 : Indica la sección número 618.
- (2) FR LH : Indica el lado izquierdo mirando hacia la parte delantera de la máquina.
- (3) FR RH : Indica el lado derecho mirando hacia la parte delantera de la máquina.
- (4) D80×185L : Indica "diámetro = 80 mm, longitud = 185 mm".
- (5) (01) ~ : Indica un componente de un kit de reparación Y01~ de la sección número 391.
- (6) (K1) ~ : Indica un componente de un kit de reparación QK1~ de la sección número 391.
- (7) (K) : Indica un componente de la sección número 391. K=kit o juego de componentes.
- (8) Número de piezas antiguas • Número de piezas de referencia, etc.

(Nota)

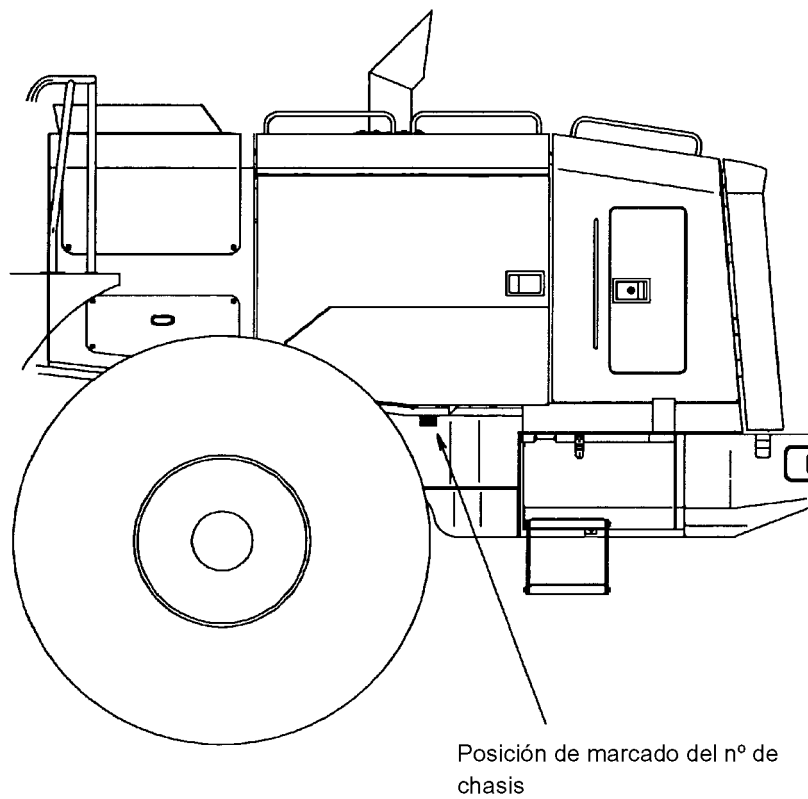
- 1. Las piezas sin un número de elemento o de elemento en ilustraciones no pueden suministrarse en forma de piezas individuales.
- 2. Las piezas que aparecen en este catálogo podrán ser eliminadas, cambiadas o especificadas como "no para venta" sin previo aviso.

### ADVERTENCIA:

- 1. El propósito de publicar este catálogo de piezas es el de clarificar las piezas y para realizar pedidos a su distribuidor de palas cargadoras Kawasaki.
- 2. También puede utilizarse este catálogo de piezas para intercambiar información de piezas entre el cliente y el distribuidor de palas cargadoras Kawasaki para clarificar las piezas.
- 3. El cliente no debe realizar ninguna tarea de reparación, desmontaje o de montaje en la máquina. Póngase en contacto con su distribuidor de palas cargadoras Kawasaki y solicite la realización de las tareas mencionadas.

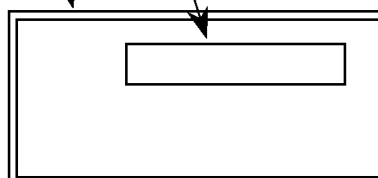
# Nº de chasis y nº de serie del fabricante

1. El nº del chasis y el nº de serie del fabricante aparecen marcados en las siguientes posiciones:



Placa de número de serie

Posición de marcado del nº de serie del fabricante



Nota: Para la posición de montaje de la placa del nº de serie, consulte la sección de Grupo de marcado.

2. El número de chasis y el número de serie del fabricante marcados en la máquina se indican en este catálogo de piezas de la siguiente manera:

Nº de serie mostrado en el catálogo de piezas	Nº de chasis	Nº de serie del fabricante
0101	92H1-0101	92H1-0101
5001	92H1-5001	92H1-5001
9001	92H1-9001	92H1-9001

---

Se recomienda escribir el nombre del modelo, el número de chasis, el número de serie del fabricante y la fecha de entrega de la máquina en la siguiente tabla para facilitar los futuros pedidos de piezas.

<b>Nombre del modelo</b>	
<b>Nº de chasis</b>	
<b>Nº de serie del fabricante</b>	
<b>Fecha de entrega</b>	

# Antes de utilizar

## I. Introdução

Este catálogo de peças aplica-se aos modelos indicados na capa.

As peças com especificações especiais não estão incluídas.

Para os motores, consulte o “Catálogo de Peças de Motor” disponibilizado em separado.

## II. Como encomendar peças

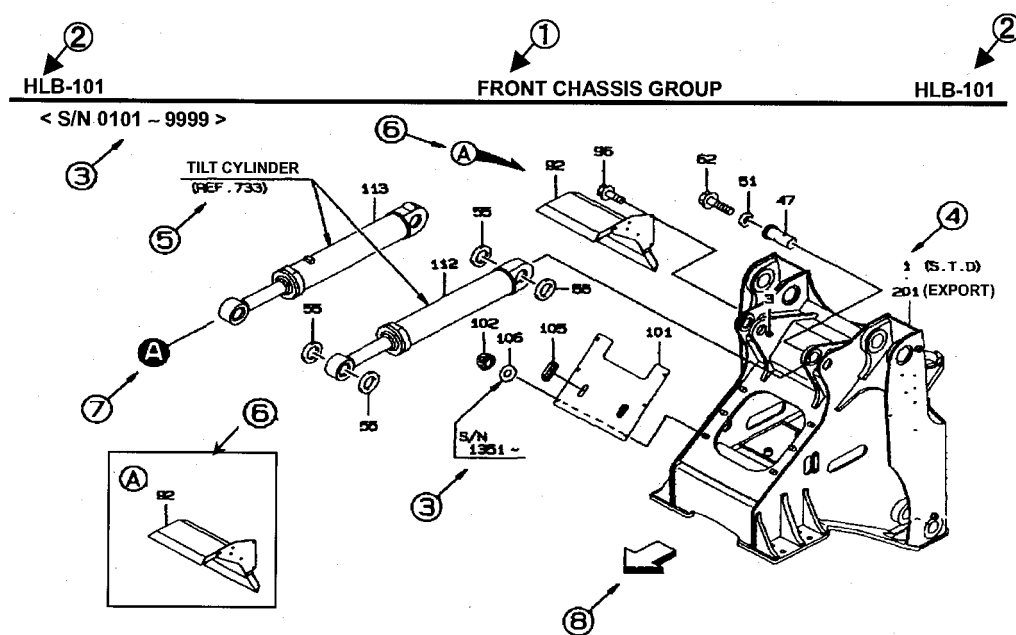
Quando encomendar uma peça, consulte as figuras e as listas deste catálogo de peças e indique-nos correctamente o nome do modelo, o N.º do chassis, a referência da peça, o nome da peça, a quantidade necessária, etc.

## III. Como consultar o catálogo de peças

As figuras deste catálogo de peças mostram a “posição e forma” de cada peça dentro da margem necessária para efectuar um pedido. Do mesmo modo, as figuras não são sempre fiéis às peças reais.

### 1. Como consultar as figuras

A figura abaixo indicada como um exemplo ajuda-o a perceber como consultar as figuras.



Os números dentro dos círculos indicam o seguinte conteúdo:

- ①, ② Código do modelo, N.º e nome da secção
- ③ N.ºs de chassis aplicáveis) (que indicam os N.ºs de chassis de início e final de aplicação)
- ④ Símbolo (que corresponde à coluna “SÍMBOLO” indicada na lista)
- ⑤ Símbolo de guia da unidade relevante
- ⑥ Símbolo de balão (que indica a presença de uma figura detalhada)
- ⑦ Símbolo de ligação (mostra onde um componente se liga a outro componente)
- ⑧ Símbolo de direcção (que indica a parte dianteira da máquina)

## 2. Como utilizar as listas

A lista abaixo indicada como exemplo ajuda-o a compreender como utilizar as listas.

SÍMBOLO	NÚMERO DA PEÇA	NOME DA PEÇA	QTD.	SÉRIE (A) (B)	NPD	OBSERVAÇÕES				OBSERVAÇÕES
						(A)	(B)	(C)	(D)	
1A	34256-20050	CHASSIS ASSY, FRONT	1	101-120		Y01				
B	34256-20060	CHASSIS ASSY, FRONT	1	121-	B	Y02				
2A	30040-20060	ARM ASSY, LIFT	1	101-				Y03		
3A	44340-70210	MIRROR	1	101-120						
B	44344-70020	MIRROR, ROOM	1	121-	B				WA1	
4A	40901-26700	BRACKET	1	101-120						
B	41605-41290	PLATE	1	121-	B				A1	
41A	41621-20340	STOPPER	3	101-		01	02			
42A	41621-20320	STOPPER	2	101-		01	02			
51A	49327-60600	SEAL KIT	1	101-					QK1	
61A	47193-70040	RING SLIPPER	1	101-					K1	
62A	47171-70020	RING, WEAR	1	101-					K1	

Os números dentro dos círculos indicam o seguinte conteúdo:

① ○○○ (CÓDIGO DO MODELO)

Código do modelo indicado no catálogo de peças (que é diferente do nome do modelo da unidade principal)

② □□□ (N.º DA SECÇÃO)

Chave para procurar no “ÍNDICE DE SECÇÃO”

③ SÍMBOLO

Chave para encontrar uma referência numa figura (desenho da unidade)

No entanto, um valor que comece com três “0” como “000A” e “000B” indica o “conjunto da unidade”.

④ NÚMERO DA PEÇA

⑤ NOME DA PEÇA

⑥ QTD.

(1) Esta coluna indica a quantidade de um conjunto

No entanto, quando a coluna “SÍMBOLO” indicar “000A”, “000B”, etc., a coluna “QTD.” indica a quantidade para uma máquina.

(2) Um valor com “M” como “1M” e “2M” indica que a peça é vendida na unidade do valor indicado.

O comprimento real é indicado na coluna “NOTA”.

[Exemplo 1] Quando a coluna “QTD.” indicar “2M” e a coluna “NOTA” indicar “L=1700”, o comprimento real é de 1.700 mm e a peça é vendida na unidade de 2 metros.

[Exemplo 2] Quando a coluna “QTD.” indicar “2M” e a coluna “NOTA” indicar “L=1400xQ’TY 2”, é utilizado o comprimento real é de 1.400 mm em 2 posições e a peça é vendida na unidade de 2 metros. Se a peça for necessária em 2 posições, encomende “3 metros”.

(3) Quando estiver indicado “A/R”, encomende a quantidade necessária. Isto utiliza-se geralmente para calços ou camisas.

⑦ SÉRIE(A) • SÉRIE(B) (N.ºS DE CHASSIS APLICÁVEIS)

SÉRIE(A) : Indica o N.º do chassis de início da aplicação.

SÉRIE(B) : Indica o N.º do chassis de final da aplicação.

No entanto, o conversor do binário, a transmissão e o amortecedor são diferentes do N.º do chassis (o número de série indicado refere-se ao componente – não à máquina ou ao chassis.)


⑧ OBSERVAÇÕES: [N] (NÃO ESTÁ À VENDA)

As peças que não estiverem à venda estão indicadas como “N”.

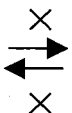
⑨ OBSERVAÇÕES: [P] (COMPATIBILIDADE DAS PEÇAS)

A compatibilidade das peças está indicada nos símbolos A, B e C com o seguinte significado:

[A] Uma nova peça e uma peça antiga são totalmente intercambiáveis uma com a outra.

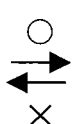
Nova  Antiga

[B] Uma nova peça e uma peça antiga não são intercambiáveis uma com a outra.

Nova  Antiga

[C] Uma nova peça é uma alternativa de peça antiga.

Neste caso, uma peça antiga não é intercambiável com uma nova peça.

Nova  Antiga

⑩ OBSERVAÇÕES: [D]

[D] Indica que a peça foi eliminada.

[H] Indica que a produção ou envio da peça foi interrompido.  
Abaixo mostramos uma alternativa.

⑪ OBSERVAÇÕES: [(A)], [(B)], [(C)], [(D)]

Os símbolos indicados nesta coluna têm o seguinte significado.

(1) Peças de montagem

(a) 01 - : Indica as peças que constituem as peças de montagem.

(b) Y01 - : Indica as peças de montagem constituídas pelas peças 01,02-09.

[Exemplo 1] (Consulte a lista da página anterior.)

A peça de chassis dianteiro 1A 34256-20050 tem Y01 na coluna Observações, o que significa que o chassis dianteiro inclui as peças com 01[41A e 42A] na coluna Observações.

(2) Peças do kit

(a) K1 - : Indica as peças que constituem o kit.

(b) QK1 - : Indica um kit que é constituído pelas peças K1 -, K2 -.

(3) Peças que são intercambiáveis quando se substitui pelas outras peças relacionadas.

(a) A1 - : Indica as peças que precisam de ser intercambiáveis.

(b) WA1~ : Indica as peças que são intercambiáveis ao substituir com as peças A1.

[Exemplo 2] (Consulte a lista da página anterior.)

A peça 3B 44344-70020 [WA1] pode substituir a peça antiga 3A 44340-70210 apenas se a placa 4B 41605-41290 [A1] também for substituída.

## ⑫ OBSERVAÇÕES

As outras observações mais importantes estão indicadas abaixo:

- (1) REF 618 : Indica o N.º da secção 618.
- (2) FR LH : Indica o lado esquerdo em direcção à parte dianteira da máquina.
- (3) FR RH : Indica o lado direito em direcção à parte dianteira da máquina.
- (4) D80×185L : Indica “diâmetro = 80 mm, comprimento = 185 mm”.
- (5) (01) ~ : Indica um componente de um kit de reparação Y01~ do N.º de secção 391.
- (6) (K1) ~ : Indica um componente de um kit de reparação QK1~ do N.º de secção 391.
- (7) (K) : Indica um componente do N.º de secção 391.
- (8) N.º de peças antigas • referências, etc.

(Nota)

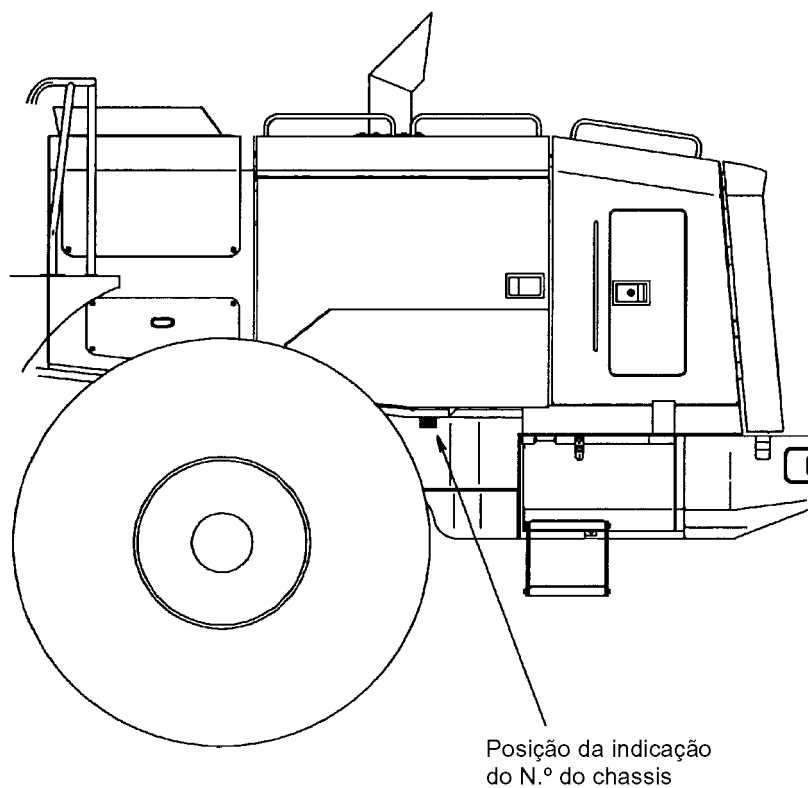
1. As peças sem número de item ou símbolo nas figuras não podem ser fornecidas como peças individuais.
2. As peças que aparecem neste catálogo podem ser eliminadas, modificadas ou especificadas como “não está à venda” sem aviso prévio.

AVISO :

1. Este catálogo de peças é lançado com o objectivo de esclarecer as peças e para poder encomendar peças para o seu revendedor da Kawasaki.
2. Também pode utilizar este catálogo de peças para trocar impressões sobre as peças com o seu revendedor da Kawasaki para esclarecer qualquer peça.
3. Não deve realizar nenhuma tarefa de reparação, desmontagem ou nova montagem da máquina. Entre em contacto com o seu representante da Kawasaki e encomende-lhe essa tarefa.

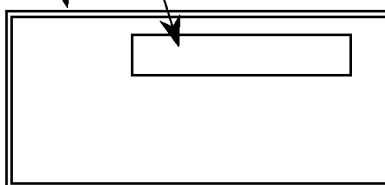
# N.º do Chassis e N.º de Série do Fabricante

1. O N.º do chassis e o N.º de Série do Fabricante estão assinalados nas seguintes posições:



Placa com o número de série

Posição da indicação do N.º de série do fabricante



Nota: Para obter a posição de instalação da placa com o N.º de série, consulte a Secção de indicação.

2. O N.º do chassis e o N.º de Série do Fabricante assinalados na máquina estão indicados neste catálogo de peças da seguinte maneira:

N.º de Série indicado no catálogo	N.º do Chassis	N.º de Série do Fabricante
0101	92H1-0101	92H1-0101
5001	92H1-5001	92H1-5001
9001	92H1-9001	92H1-9001

---

É aconselhável anotar o nome do modelo, o N.º do chassis, o N.º de série do fabricante e a data de entrega da máquina na tabela abaixo indicada para facilitar os pedidos de peças no futuro.

<b>Nome do modelo</b>	
<b>N.º do chassis</b>	
<b>N.º de série do fabricante</b>	
<b>Data de entrega</b>	

# Voordat u de machine gaat gebruiken

## I. Inleiding

Deze onderdelencatalogus heeft betrekking op de modellen die op de omslag worden genoemd.

Onderdelen van bijzondere specificaties zijn niet opgenomen.

Zie voor motoronderdelen de aparte "Motoronderdelencatalogus".

## II. Reserveonderdelen bestellen

Maak voor het bestellen van onderdelen gebruik van de afbeeldingen en lijsten in deze onderdelencatalogus.

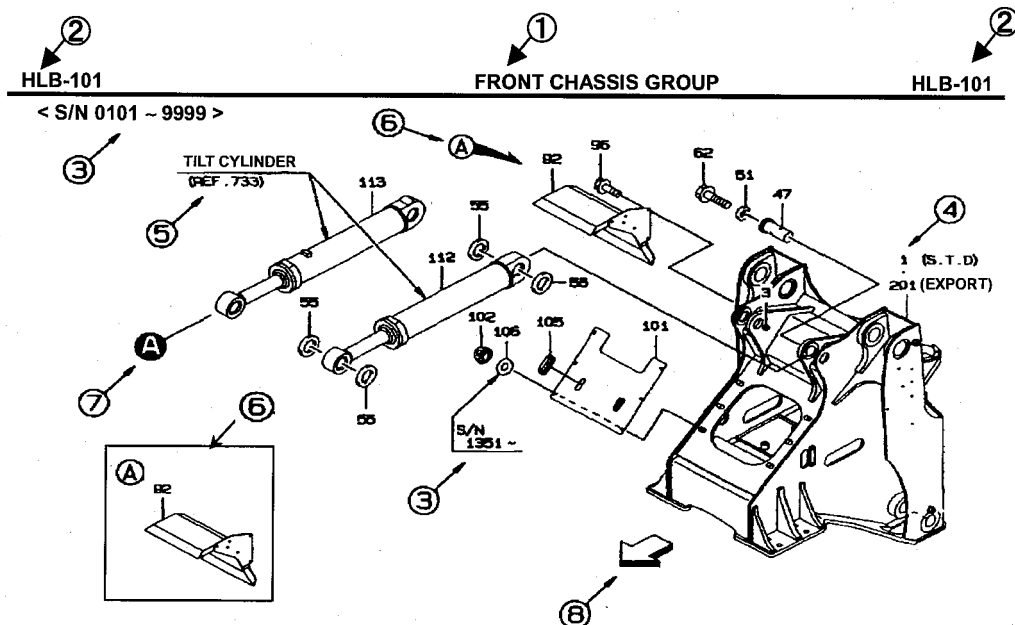
Geef bij uw bestelling het model en het chassisnummer van uw machine, het nummer en de naam van het onderdeel, het gewenste aantal etc. door aan Kawasaki.

## III. De onderdelencatalogus gebruiken

De afbeeldingen in de onderdelencatalogus tonen de "positie en vorm" van elk onderdeel voor zover van belang voor de bestelprocedure. Daarom kunnen onderdelen er in werkelijkheid soms anders uitzien dan op de afbeeldingen.

### 1. De afbeeldingen gebruiken

Onderstaande afbeelding dient als voorbeeld en laat zien hoe u de afbeeldingen moet "lezen".



De omcirkelde nummers verwijzen naar het volgende:

- ①, ② Modelcode, nummer en naam van het gedeelte
- ③ Chassisnummers die van toepassing zijn  
(de laagste en hoogste chassisnummers waarvoor de afbeelding geldt)
- ④ Symbol (correspondeert met de kolom "SYMBOL" in de lijst)
- ⑤ Relevant verwijzingsymbool van de eenheid
- ⑥ Ballonsymbool (geeft aan dat er een gedetailleerde afbeelding is)
- ⑦ Verbindingssymbool (geeft aan waar een onderdeel aansluit op een ander onderdeel)
- ⑧ Richtingssymbool (geeft aan waar de voorzijde van de machine zich bevindt)

## 2. De lijsten gebruiken

Onderstaande lijst dient als voorbeeld en laat zien hoe u de lijsten moet gebruiken.

SYM- BOOL	ONDERDEEL NUMMER	NAAM VAN HET ONDERDEEL	AANTAL EENHE- DEN	SERIE NUMMER		N P D	OPMERKINGEN				OPMERKIN- GEN
				(A)	(B)		(A)	(B)	(C)	(D)	
1A	34256-20050	CHASSIS ASSY, FRONT	1	101-	120		Y01				
B	34256-20060	CHASSIS ASSY, FRONT	1	121-		B	Y02				
2A	30040-20060	ARM ASSY, LIFT	1	101-			Y03				
3A	44340-70210	MIRROR	1	101-	120						
B	44344-70020	MIRROR, ROOM	1	121-		B					WA1
4A	40901-26700	BRACKET	1	101-	120						
B	41605-41290	PLATE	1	121-		B					A1
41A	41621-20340	STOPPER	3	101-			01	02			
42A	41621-20320	STOPPER	2	101-			01	02			
51A	49327-60600	SEAL KIT	1	101-							QK1
61A	47193-70040	RING SLIPPER	1	101-							K1
62A	47171-70020	RING, WEAR	1	101-							K1

De omcirkelde nummers verwijzen naar het volgende:

① ○○○ MODEL CODE (MODEL CODE)

De modelcode zoals gebruikt in de onderdelencatalogus (wijkt af van de modelnaam van de hoofdeenheid)

② □□□ SECTION NO. (NUMMER VAN HET GEDEELTE)

Dient als sleutel voor het opzoeken van het gedeelte in de "INDEX GEDEELTEN"

③ SYMBOL (SYMBOOL)

Sleutel om een onderdeelnummer uit een afbeelding (tekening van een eenheid) te vinden

Een waarde die begint met drie nullen (zoals "000A" en "000B") geeft echter de "samengestelde eenheid" aan.

④ PART NUMBER (ONDERDEELNUMMER)

⑤ PART NAME (NAAM VAN HET ONDERDEEL)

⑥ UNIT Q'TY (AANTAL EENHEDEN)

(1) In deze kolom wordt de inhoud van één set aangegeven

Wanneer echter in de kolom "SYMBOL" "000A", "000B", etc., staat, geeft de kolom "UNIT Q'TY" het aantal voor één machine aan.

(2) Een waarde met de letter "M" (zoals "1M" en "2M") geeft aan dat het onderdeel wordt verkocht in de eenheid van de getoonde waarde.

De feitelijke lengte wordt vermeld in de kolom "REMARK".

[Voorbeeld 1] Als er in de kolom "UNIT Q'TY" "2M" staat en de kolom "REMARK" "L=1700" aangeeft, bedraagt de feitelijke lengte 1.700 mm, maar wordt het onderdeel verkocht per 2 meter.

[Voorbeeld 2] Als er in de kolom "UNIT Q'TY" "2M" staat en de kolom "REMARK" "L=1400xQ'TY 2" aangeeft, wordt de feitelijke lengte van 1.400 mm gebruikt in 2 posities en wordt het onderdeel verkocht per 2 meter. Als u het onderdeel nodig hebt voor twee posities, dient u dus "3 meter" te bestellen.

(3) Wanneer er "A/R" wordt aangegeven, bestelt u het benodigde aantal. Meestal betreft het vulstukjes en pasringen.

⑦ SERIAL(A) • SERIAL(B) (SERIENUMMER A, SERIENUMMER B) (chassisnummers die van toepassing zijn)

SERIAL(A) : geeft het laagste chassisnummer aan

SERIAL(B) : geeft het hoogste chassisnummer aan

Let op: de koppelomvormer, de transmissie en de cabine hebben afwijkende serienummers. (Het getoonde serienummer betreft het onderdeel – niet de machine zelf of het chassis.)

⑧ REMARKS (OPMERKINGEN): [N] (niet verkrijgbaar)

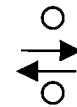
Onderdelen die niet te koop zijn, worden aangegeven met de letter "N".

⑨ REMARKS (OPMERKINGEN): [P] (compatibiliteit van het onderdeel)

De compatibiliteit van onderdelen wordt aangegeven met de letters A, B en C. Deze hebben de volgende betekenis:

[A] Een nieuw en een oud onderdeel zijn volledig uitwisselbaar met elkaar.

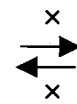
Nieuw



Oud

[B] Een nieuw en een oud onderdeel zijn niet uitwisselbaar met elkaar.

Nieuw

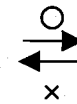


Oud

[C] Een nieuw onderdeel vormt een alternatief voor een oud onderdeel.

In dit geval is een oud onderdeel niet uitwisselbaar met een nieuw onderdeel.

Nieuw



Oud

⑩ REMARKS (OPMERKINGEN): [D]

[D] Geeft aan dat het onderdeel van de lijst is afgevoerd.

[H] Geeft aan dat het onderdeel niet meer wordt vervaardigd of aangeleverd.

Vlak eronder wordt een alternatief onderdeel getoond.

⑪ REMARKS (OPMERKINGEN): [(A)], [(B)], [(C)], [(D)]

De symbolen in deze kolom hebben de volgende betekenis:

(1) Samengestelde onderdelen

(a) 01 - : Geeft de onderdelen aan waaruit het samengestelde onderdeel bestaat.

(b) Y01 - : Geeft het samengestelde onderdeel aan dat is opgebouwd uit de onderdelen 01,02-09.

[Voorbeeld 1] (Zie hiervoor de lijst op de vorige pagina.)

Bij het onderdeel 1A 34256-20050 voorchassis staat in de kolom "REMARKS" Y01.

Dit betekent dat het voorchassis bestaat uit de onderdelen met 01[41A en 42A]

in de kolom "REMARKS".

(2) Setonderdelen

(a) K1 - : Geeft de onderdelen aan waaruit de set bestaat.

(b) QK1 - : Geeft een set aan die bestaat uit de onderdelen K1 -, K2 -.

(3) Onderdelen die uitwisselbaar zijn wanneer ze worden vervangen door andere verwante onderdelen.

(a) A1 - : Geeft onderdelen aan die uitwisselbaar moeten zijn.

(b) WA1~ : Geeft onderdelen aan die uitwisselbaar zijn wanneer ze worden vervangen door A1-onderdelen.

[Voorbeeld 2] (Zie hiervoor de lijst op de vorige pagina.)

Het onderdeel 3B 44344-70020 [WA1] kan het oude onderdeel 3A 44340-70210 alleen vervangen als de plaat 4B 41605-41290 [A1] tegelijkertijd wordt vervangen.

## ⑫ REMARKS (OPMERKINGEN)

De belangrijkste overige opmerkingen zijn:

- (1) REF 618 : Geeft het machineonderdeel nr. 618 aan.
- (2) FR LH : Geeft de linkerzijde van de machine aan gezien in voorwaartse richting.
- (3) FR RH : Geeft de rechterzijde van de machine aan gezien in voorwaartse richting.
- (4) D80×185L : Geeft aan: "diameter = 80 mm, lengte = 185 mm".
- (5) (01)~ : Geeft een onderdeel aan van reparatieset Y01~ van machineonderdeel nr. 391.
- (6) (K1)~ : Geeft een onderdeel aan van reparatieset QK1~ van machineonderdeel nr. 391.
- (7) (K) : Geeft een onderdeel aan van het machineonderdeel nr. 391.
- (8) Oude onderdeelnummers • onderdeelnummers ter referentie, etc.

(Opmerking)

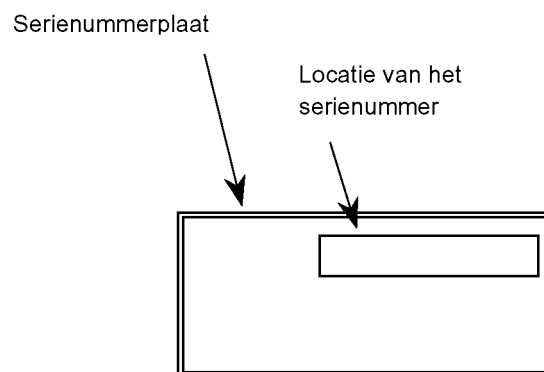
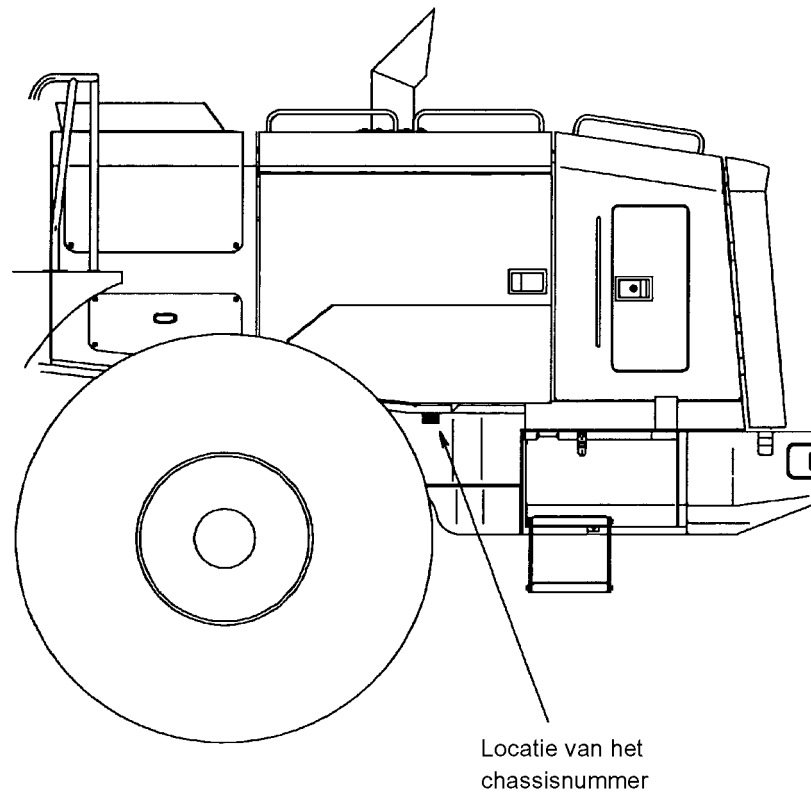
1. Onderdelen waarvan op de afbeeldingen geen item- of symboolnummers worden gegeven, kunnen niet afzonderlijk worden geleverd.
2. Onderdelen uit deze catalogus mogen zonder voorafgaande kennisgeving van de bestellijst worden afgevoerd, gewijzigd of aangeduid als "niet verkrijgbaar".

WAARSCHUWING:

1. Deze onderdelencatalogus is uitgegeven om u een overzicht te geven van de onderdelen van uw machine en om het u gemakkelijk te maken reserveonderdelen te bestellen bij uw Kawasaki-dealer.
2. U kunt deze onderdelencatalogus ook gebruiken om informatie uit te wisselen met uw Kawasaki-dealer als u iets wilt weten over een bepaald onderdeel.
3. Voer zelf geen reparatie-, demontage- en montagewerkzaamheden uit aan uw machine. Schakel uw Kawasaki-dealer in om bovengenoemde werkzaamheden te verrichten.

# Chassisnummer en serienummer

1. Het chassisnummer en het serienummer zijn aangegeven op onderstaande locaties:



Opmerking: Zie voor de positie van de serienummerplaat het onderdeel Markeringsgroep.

2. Het chassisnummer en het serienummer zoals vermeld op de machine worden in deze onderdelencatalogus als volgt aangeduid:

Serienummer zoals gebruikt in onderdelencatalogus	Chassisnummer	Serienummer
0101	92H1-0101	92H1-0101
5001	92H1-5001	92H1-5001
9001	92H1-9001	92H1-9001

---

Wij raden u aan het model, het chassisnummer, het serienummer en de leverdatum van uw machine te noteren in onderstaand schema. Dit vereenvoudigt het bestellen van reserveonderdelen.

<b>Model</b>	
<b>Chassisnummer</b>	
<b>Serienummer</b>	
<b>Leverdatum</b>	

# Kullanmadan Önce

## I. Giriş

Bu parça kataloğu kapakta belirtilen modeller için geçerlidir.

Özel şartnamelere ait parçalar dahil edilmemiştir.

Motorlar için, ayrı olarak verilen "Motor Parçaları Kataloğuna" bakın.

## II. Parçalar Nasıl Sipariş Edilir?

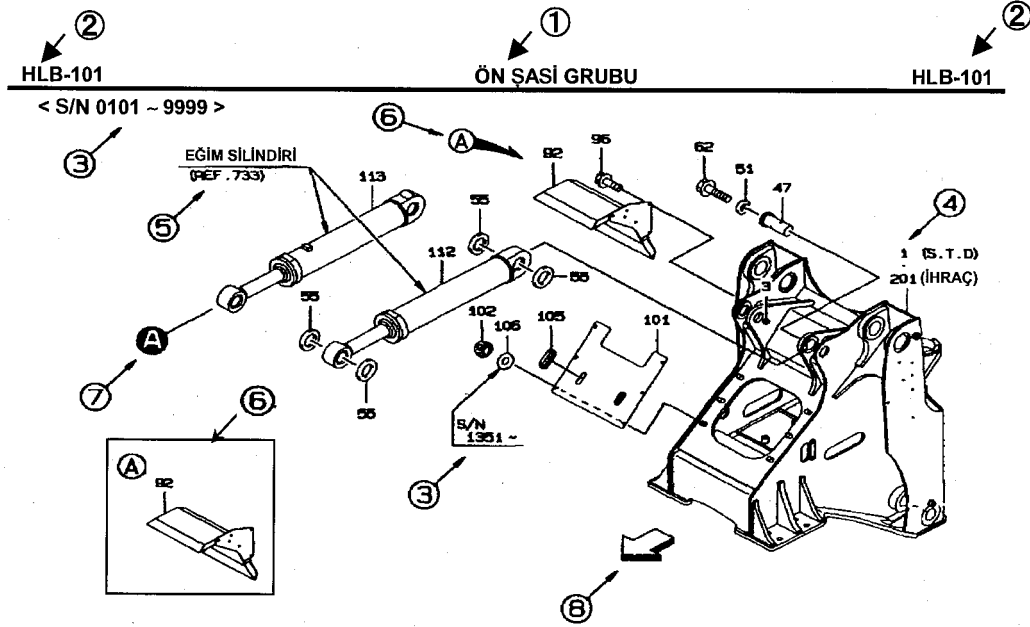
Parça sipariş ederken, bu parça kataloğundaki çizim ve listelere başvurarak, model adı, şasi no, parça no, parça adı, gerekli miktar vs. bilgileri şirketimize açık şekilde bildirin.

## III. Parça Kataloğuna Nasıl Bakılmalı?

Parça kataloğundaki çizimler, her parçanın sipariş için gerekli sıradaki "konum ve şeklini" gösterir. Bu nedenle, çizimler her zaman gerçek parçalara benzemeyebilir.

### 1. Çizimlere nasıl bakılmalı?

Aşağıdaki çizim örneği, çizimlere nasıl bakılacağına ilişkin anlaşılması konusunda yardımcı olabilir.



Daire içindeki sayılar aşağıdaki anlamlara gelir:

- ①, ② Model kodu, bölüm no. ve bölüm adı
- ③ Geçerli şasi no'ları (uygulamanın başladığı ve bittiği şasi no'larını gösterir)
- ④ İşaret (listede gösterilen "İŞARET" sütununa karşılık gelir)
- ⑤ İlgili birim kılavuzu işareti
- ⑥ Balon işareti (detaylı bir şeklin bulunduğunu gösterir)
- ⑦ Bağlantı işareti (bir parçanın diğer parçaya bağlandığı yeri gösterir)
- ⑧ Yön işareti (aracın önünü gösterir)

## 2. Listeler nasıl kullanılmalı?

Aşağıdaki liste örneği, listelerin nasıl kullanılacağına ilişkin anlaşılması konusunda yardımcı olabilir.

İŞARET	PARÇA NUMARASI	PARÇA ADI	BRM MKT	SERİ (A) (B)	N P D	AÇIKLAMALAR				
						(A)	(B)	(C)	(D)	AÇKLM
1A	34256-20050	ŞASI AKSAMI, ÖN	1	101-120		Y01				
B	34256-20060	ŞASI AKSAMI, ÖN	1	121-	B	Y02				
2A	30040-20060	KOL AKS., KALDIRMA	1	101-			Y03			
3A	44340-70210	AYNA	1	101-120						
B	44344-70020	AYNA, BOŞLUK	1	121-	B				WA1	
4A	40901-26700	DİRSEK	1	101-120						
B	41605-41290	PLAKA	1	121-	B				A1	
41A	41621-20340	DURDURUCU	3	101-		01	02			
42A	41621-20320	DURDURUCU	2	101-		01	02			
51A	49327-60600	KEÇE SETİ	1	101-					QK1	
61A	47193-70040	HALKA PABUÇ	1	101-					K1	
62A	47171-70020	HALKA, AŞINMA	1	101-					K1	

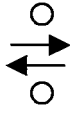
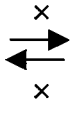
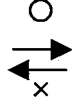
Daire içindeki sayılar aşağıdaki anlamlara gelir:

- ① ○○○ (MODEL KODU)  
Parça kataloğunda gösterilen model kodu (ana birimin model adından farklıdır)
- ② □□□ (BÖLÜM NO.)  
“BÖLÜM DİZİNİNDEKİ” girişleri bulmak içindir
- ③ İŞARET  
Çizimden parça no'su bulmak içindir (birim çizimi)  
Ancak, “000A” ve “000B” gibi üç “0” ile başlayan değerler “birim aksamını” gösterir.
- ④ PARÇA NUMARASI
- ⑤ PARÇA ADI
- ⑥ BİRİM MKT  
(1) Bu sütun bir setin miktarını gösterir  
Ancak, “İŞARET” sütununda “000A”, “000B” vs. gösteriliyorsa “BİRİM MKT” sütunu bir makineye ait miktarı gösterir.  
(2) “1M” ve “2M” gibi “M” içeren değerler, parçanın gösterilen değerdeki birim cinsinden satıldığını gösterir.  
Gerçek uzunluk “AÇIKLAMA” sütununda gösterilir.  
[Örnek 1] “BİRİM MKT” sütununda “2M” ve “AÇIKLAMA” sütununda “L=1700” gösteriliyorsa, gerçek uzunluk 1,700 mm'dir ve parça 2 metrelik birimler cinsinden satılmaktadır.  
[Örnek 2] “BİRİM MKT” sütununda “2M” ve “AÇIKLAMA” sütununda “L=1400xMKT2” gösteriliyorsa, 1,700 mm'lik gerçek uzunluk 2 konumda kullanılmaktadır ve parça 2 metrelik birimler cinsinden satılmaktadır. Parça 2 konumda gerekiyorsa “3 metre” sipariş edin.  
(3) “A/R” gösterildiğinde, gerekli miktarı sipariş edin. Bu, genel olarak şimler veya ara parçaları için kullanılır.

- ⑦ SERİ(A) • SERİ(B) (geçerli şasi no'ları.)  
SERİ(A) : Uygulamanın başladığı şasi no'yu gösterir  
SERİ(B) : Uygulamanın bittiği şasi no'yu gösterir  
Ancak, tork konvertörü, şanzıman ve kabin, şasi no'dan farklıdır (Gösterilen seri numarası parçaya aittir - araç veya şasiye ait değildir.)

- ⑧ AÇIKLAMALAR: [N] (satılmaz)  
Satılık olmayan parçalar "N" ile gösterilmiştir.

- ⑨ AÇIKLAMALAR: [P] (parça uyumluluğu)  
Parça uyumluluğu A, B ve C işaretleri ile gösterilmiştir, bunların anlamları:

[A] Yeni parça ile eski parça birbirinin yerini tam olarak alabilir.	YENİ		ESKİ
[B] Yeni parça ile eski parça birbirinin yerini alamaz.	YENİ		ESKİ
[C] Yeni parça eskisinin alternatifidir. Bu durumda, eski parça yeni parçanın yerini alamaz.	YENİ		ESKİ

- ⑩ AÇIKLAMALAR: [D]  
[D] Parçanın silindiğini gösterir.  
[H] Parçanın üretim veya tedarikinin durdurulduğunu gösterir.  
Alternatif bir parça hemen altında gösterilir.

- ⑪ AÇIKLAMALAR: [(A)], [(B)], [(C)], [(D)]

Bu sütunda gösterilen işaretler aşağıdaki anlamlara gelir.

(1) Aksam parçaları

(a) 01 - : Aksamın parçalarını oluşturan parçaları gösterir.

(b) Y01 - : 01,02-09 parçalarından oluşan aksam parçalarını gösterir.

[Örnek 1] (Önceki sayfada yer alan listeye bakın.)

1A 34256-20050 numaralı ön şasi parçasının Açıklamalar sütununda Y01 bulunmaktadır,

bunun anlamı Ön şasinin Açıklamalar sütununda 01[41A ve 42A] bulunan parçaları içerdiği.

(2) Set parçaları

(a) K1 - : Setin parçalarını oluşturan parçaları gösterir.

(b) QK1 - : K1 -, K2 - parçalarından oluşan seti gösterir.

(3) İlgili diğer parçalarla değiştirildiğinde, birbirinin yerini alabilen parçalar.

(a) A1 - : Parçaların birbirinin yerini alması için gerekli olan parçaları gösterir.

(b) WA1~ : A1 parçalarıyla değiştirildiğinde, birbirinin yerini alabilen parçaları gösterir.

[Örnek 2] (Önceki sayfada yer alan listeye bakın.)

3B 44344-70020 [WA1] numaralı parça, 4B 41605-41290 [A1] plakası da birlikte değiştirilirse,

sadece 3A 44340-70210 numaralı eski parçanın yerine geçebilir.

## ⑫ AÇIKLAMALAR

Diğer önemli açıklamalar aşağıda gösterilmiştir:

- (1) REF 618 : Bölüm No 618'i gösterir.
- (2) FR LH : Araç ileriye bakar halde iken sol tarafı gösterir.
- (3) FR RH : Araç ileriye bakar halde iken sağ tarafı gösterir.
- (4) D80×185L : "çap = 80 mm, uzunluk = 185 mm" ölçülerini gösterir.
- (5) (01) ~ : Onarım setinin parçasını gösterir, bölüm no 391'e ait Y01~.
- (6) (K1) ~ : Onarım setinin parçasını gösterir, bölüm no 391'e ait QK1~.
- (7) (K) : Bölüm no 391'e ait parçayı gösterir.
- (8) Eski parça no. • referans parça no, vs.

(Not)

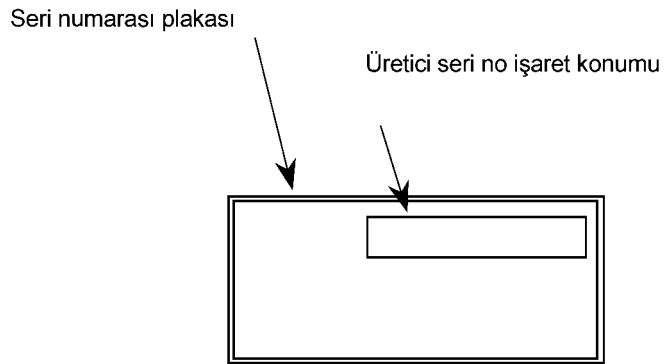
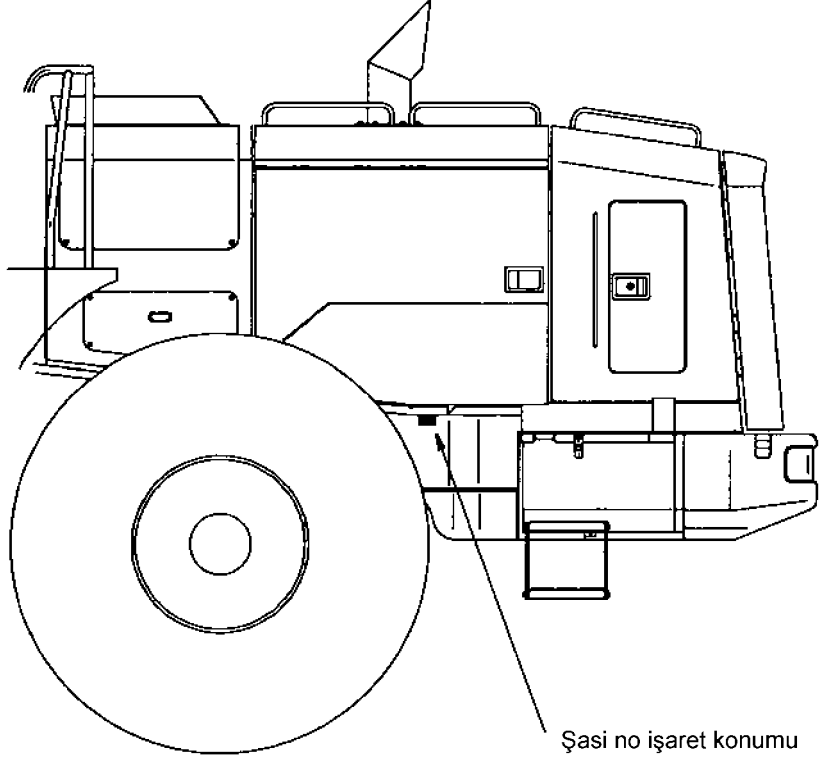
1. Çizimlerde madde veya işaret numarası bulunmayan parçalar, tek başına parça şeklinde tedarik edilemez.
2. Bu katalogda gösterilen parçalar, önceden haber verilmeksizin silinebilir, değiştirilebilir veya "satılmaz" olarak belirlenebilir.

UYARI :

1. Bu parça katalogu hazırlanırken, parçaların açık şekilde belirtilmesi ve Kawasaki yükleyici satıcınıza parça siparişinde bulunurken size yardımcı olması amaçlanmıştır.
2. Bu parça kataloğunu, Kawasaki yükleyici satıcınızla parçalar hakkında bilgi alışverişinde bulunmak amacıyla da kullanabilirsiniz.
3. Aracınız üzerinde onarım, sökme ve montaj işlemlerini kendiniz yapmamalısınız. Gerektiğinde Kawasaki yükleyici satıcınıza başvurun ve yukarıda sözü edilen işlemleri onun yapmasını isteyin.

# Şasi No. ve Üretici Seri No.

1. Şasi no. ve üretici seri no. aşağıda belirtilen yerlerde bulunmaktadır:



Not: Seri No plakası montaj konumu için  
işaretleme grubu bölümüne bakın

2. Araç üzerinde bulunan şasi no. ve üretici seri no. bu parça kataloğuda aşağıdaki gibi belirtilmiştir:

Parça kataloğundaki seri no.	Şasi no.	Üretici seri no.
0101	92H1-0101	92H1-0101
5001	92H1-5001	92H1-5001
9001	92H1-9001	92H1-9001

İleride parça siparişlerini daha hızlı olarak gerçekleştirebilmek için, model adını, şasi no'yu, üretici seri no'sunu ve aracınızın teslimat tarihini aşağıdaki tabloya yazmanız önerilir.

<b>Model adı</b>	
<b>Şasi no.</b>	
<b>Üretici seri no.</b>	
<b>Teslimat tarihi</b>	

# CONTENTS II

**PUMP (MAIN)**  
.....p.1

**PUMP (MAIN)**  
.....p.2

**PUMP (MAIN)**  
.....p.3

**PUMP (MAIN)**  
.....p.4

**PUMP**  
.....p.7

**PUMP (EMERGENCY)**  
.....p.9

**FAN MOTOR**  
.....p.11

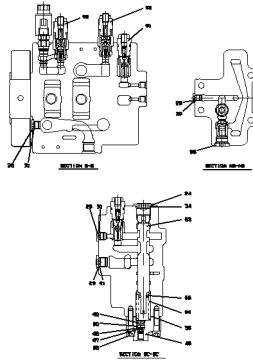
< 5/8 0101 - 0130 > ... JPN  
 < 5/8 0001 - 0050 > ... USA  
 < 5/8 0001 - 0008 > ... EU

**FAN MOTOR**  
.....p.13

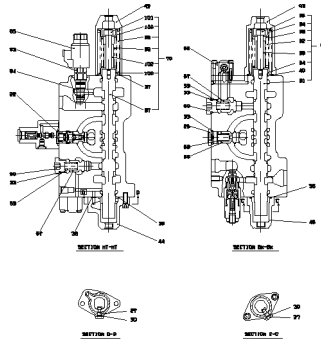
< 5/8 0131 - > ... JPN  
 < 5/8 0001 - > ... USA  
 < 5/8 0008 - > ... EU

**CONTROL VALVE**  
.....p.15

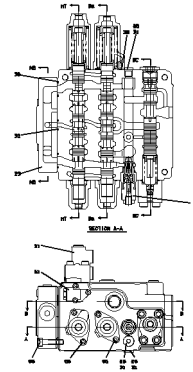
**CONTROL VALVE**  
.....p.16



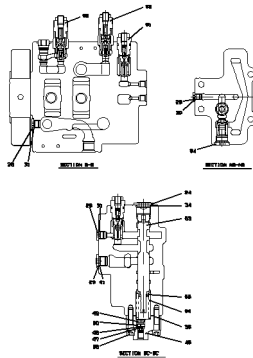
**CONTROL VALVE**  
.....p.17



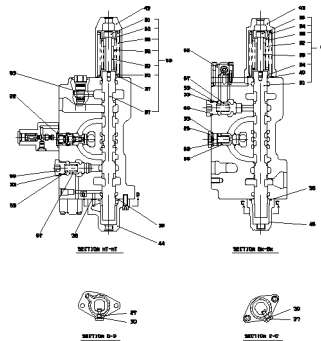
**CONTROL VALVE  
(WITHOUT RIDECONTROL  
MAGNET VALVE)**  
.....p.19



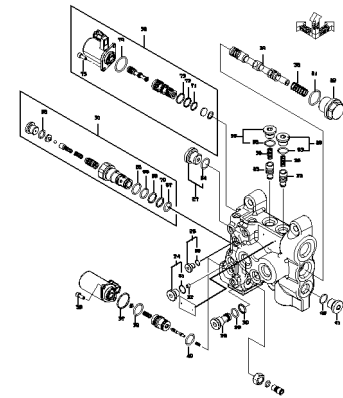
**CONTROL VALVE  
(WITHOUT RIDECONTROL  
MAGNET VALVE)**  
.....p.20



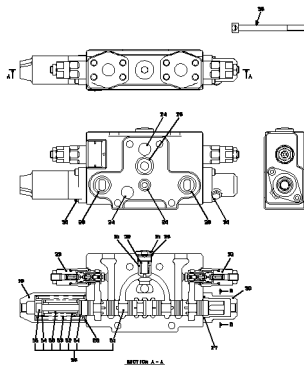
**CONTROL VALVE  
(WITHOUT RIDECONTROL  
MAGNET VALVE)**  
.....p.21



**VALVE(CONTROL)**  
.....p.23

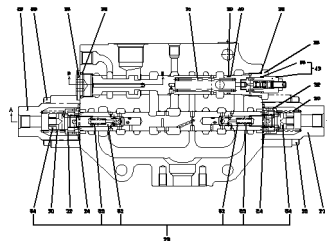


**CONTROL VALVE (FOR  
3-WAY PIPING)/ADD-ON**  
.....p.25



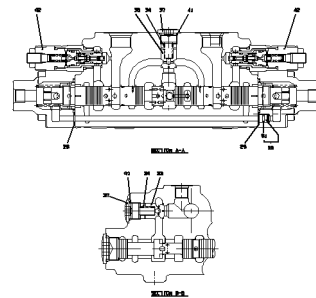
**STEERING VALVE**  
.....p.27

< 3/4" 0101 - 0101 > ... JPN  
< 3/4" 0101 - 0204 > ... USA  
< 3/4" 0001 - 0003 > ... EU



**STEERING VALVE**  
.....p.28

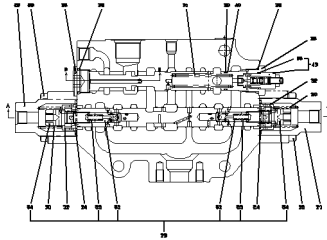
< 3/4" 0101 - 0101 > ... JPN  
< 3/4" 0201 - 0204 > ... USA  
< 3/4" 0001 - 0003 > ... EU



### STEERING VALVE

.....p.31

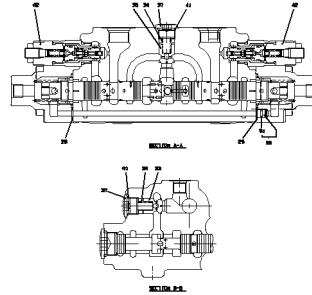
< 5/8 0102 > ..... JPN  
< 5/8 5005 > ..... USA  
< 5/8 9004 > ..... EU



### STEERING VALVE

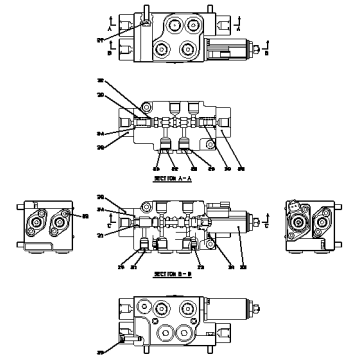
.....p.32

< 5/8 0102 > ..... JPN  
< 5/8 5005 > ..... USA  
< 5/8 9004 > ..... EU



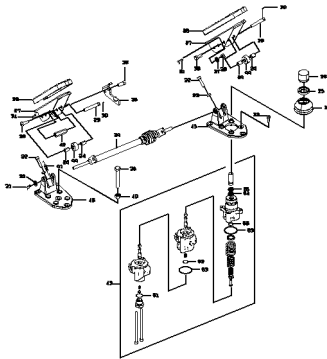
### CONTOROL VALVE (FOR STICK STEERING)

.....p.35



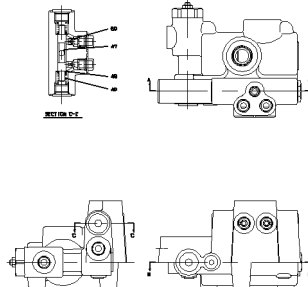
### BRAKE VALVE

.....p.37



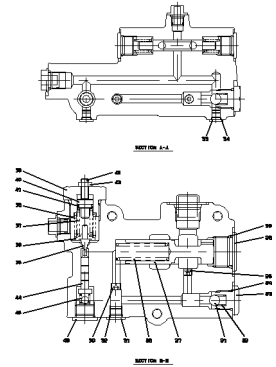
### UNLOADER VALVE

.....p.39



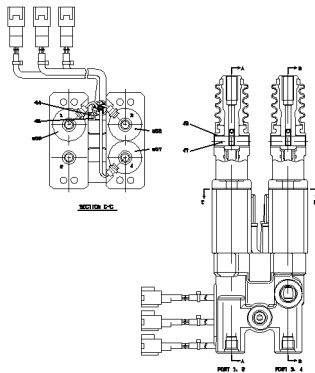
### UNLOADER VALVE

.....p.40



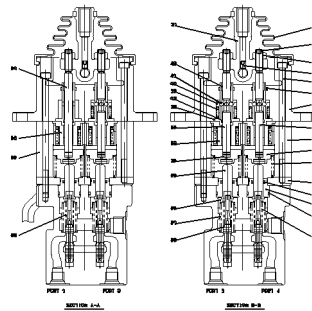
### PILOT VALVE

.....p.43



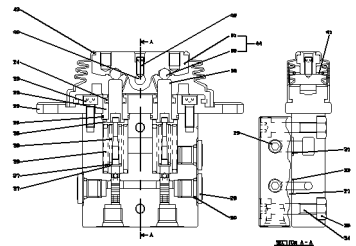
### PILOT VALVE

.....p.44



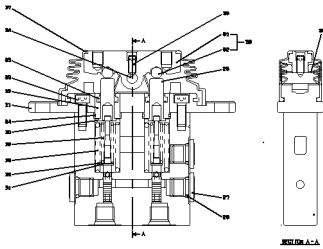
### PILOT VALVE (FOR 3-WAY PIPING)

.....p.47



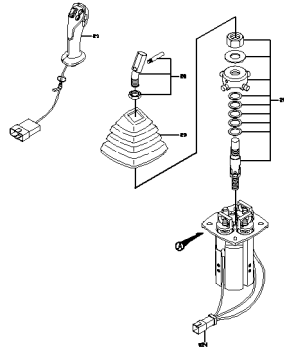
**PILOT VALVE (FOR 3-WAY PIPING)**

.....p.49



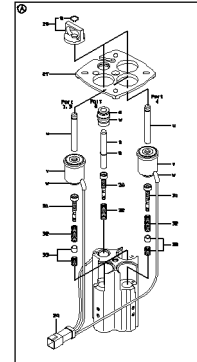
**PILOT VALVE (FOR SINGLE LEVER)**

.....p.51



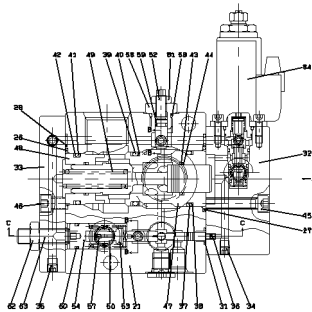
**PILOT VALVE (FOR SINGLE LEVER)**

.....p.52



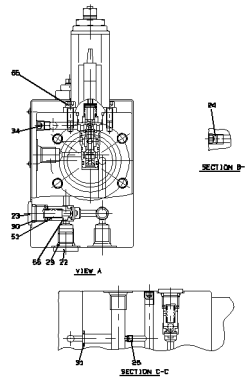
**VALVE (RIDE CONTROL)**

.....p.55



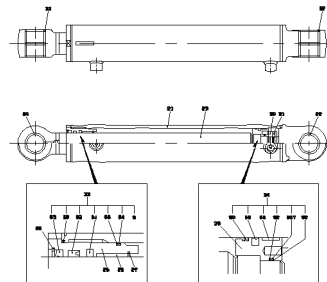
**VALVE (RIDE CONTROL)**

.....p.56



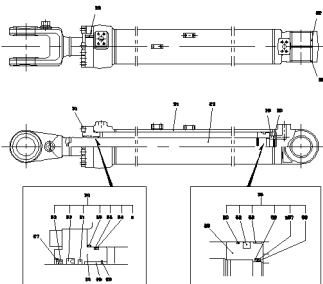
**STEERING CYLINDER**

.....p.59



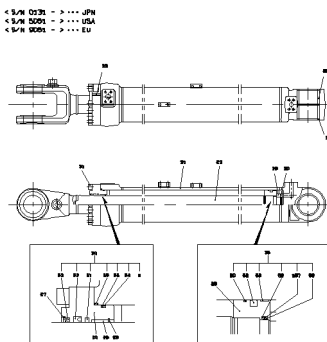
**LIFT CYLINDER (LH)**

.....p.61



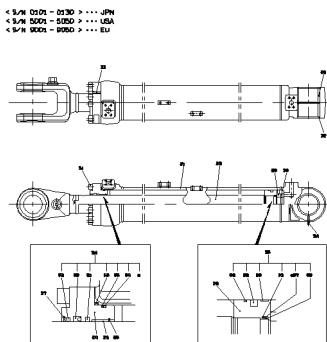
**LIFT CYLINDER (LH)**

.....p.63



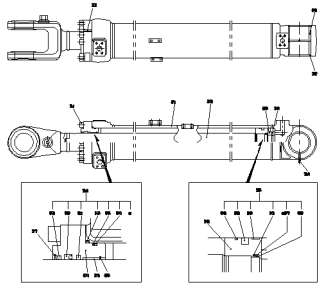
**LIFT CYLINDER (RH)**

.....p.65

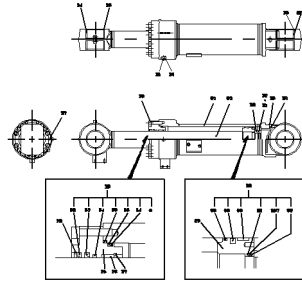


**LIFT CYLINDER (RH)**  
.....p.67

< 5/98 0231 > ..... JPN  
< 5/98 0091 > ..... USA  
< 5/98 0091 > ..... EU

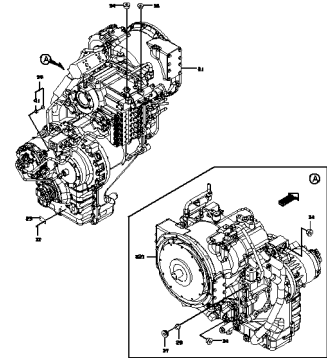


**TILT CYLINDER**  
.....p.69



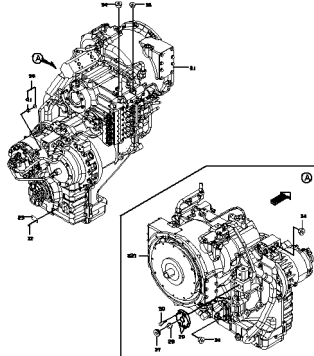
**TRANSMISSION**  
.....p.71

< 5/98 004001 > ..... SERIAL NUMBER  
1 TAIL MODEL : T2070M01 >



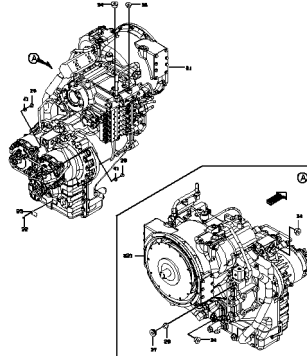
**TRANSMISSION**  
.....p.72

1 TAIL MODEL : T2070M01 > < 5/98 004001 > ..... SERIAL NUMBER



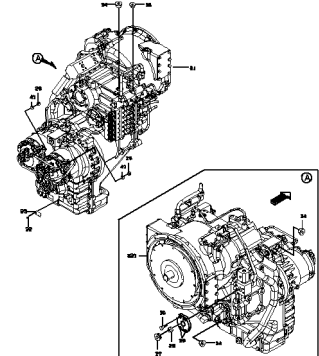
**TRANSMISSION (2  
PARKING-BRAKES AXIS  
SPEC.)**  
.....p.75

< 5/98 004001 > ..... SERIAL NUMBER  
1 TAIL MODEL : T2070M01 >



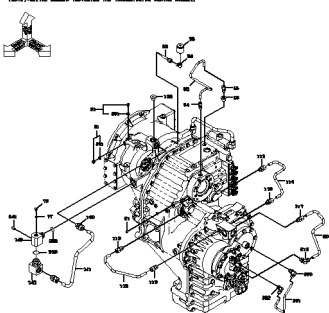
**TRANSMISSION (2  
PARKING-BRAKES AXIS  
SPEC.)**  
.....p.76

1 TAIL MODEL : T2070M01 > < 5/98 004001 > ..... SERIAL NUMBER



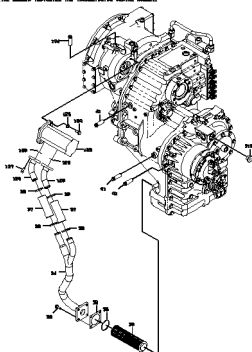
**TRANSMISSION ASSY**  
.....p.79

1 TAIL MODEL : T2070M01 > < 5/98 004001 > ..... SERIAL NUMBER



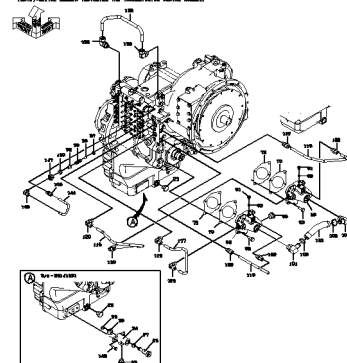
**TRANSMISSION ASSY**  
.....p.80

1 TAIL MODEL : T2070M01 > < 5/98 004001 > ..... SERIAL NUMBER

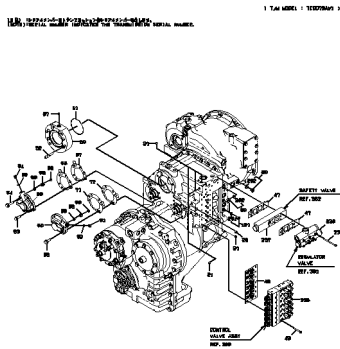


**TRANSMISSION ASSY**  
.....p.81

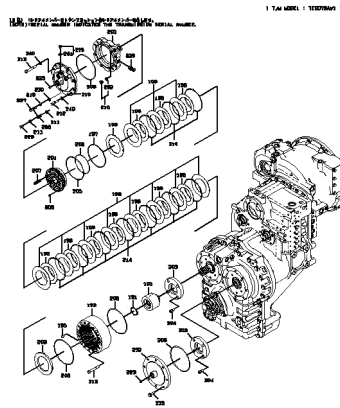
1 TAIL MODEL : T2070M01 > < 5/98 004001 > ..... SERIAL NUMBER



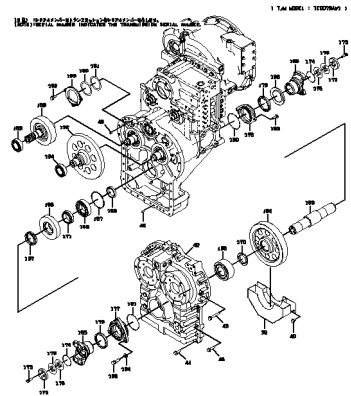
TRANSMISSION ASSY  
.....p.82



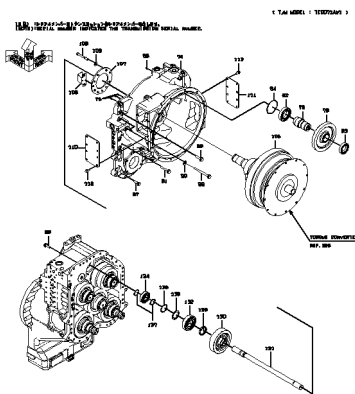
TRANSMISSION ASSY  
.....p.83



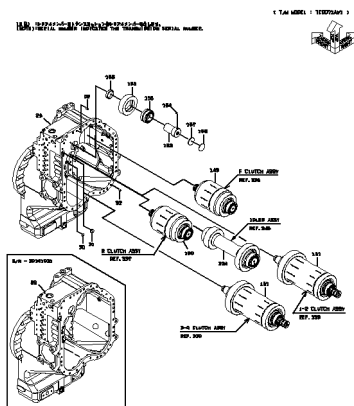
TRANSMISSION ASSY  
.....p.84



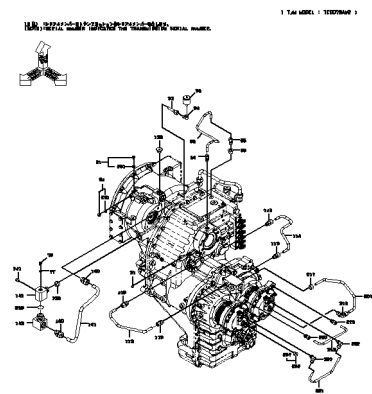
TRANSMISSION ASSY  
.....p.85



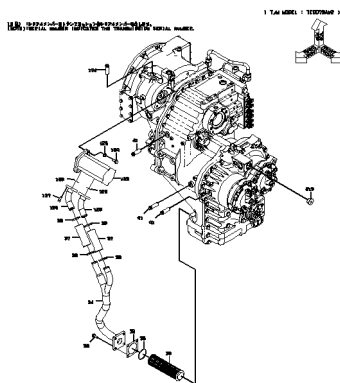
TRANSMISSION ASSY  
.....p.86



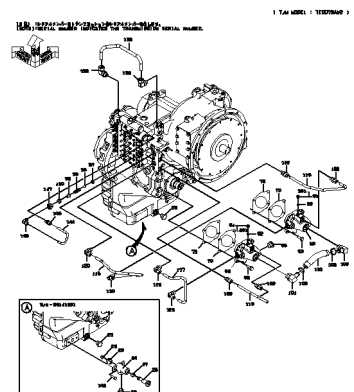
TRANSMISSION ASSY(2  
PARKING-BRAKES AXIS  
SPEC.)  
.....p.93



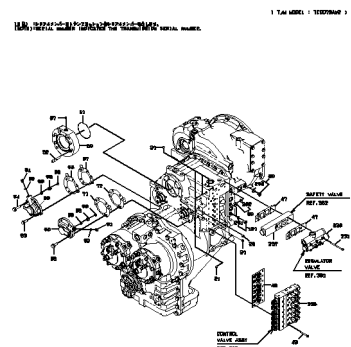
TRANSMISSION ASSY(2  
PARKING-BRAKES AXIS  
SPEC.)  
.....p.94



TRANSMISSION ASSY(2  
PARKING-BRAKES AXIS  
SPEC.)  
.....p.95

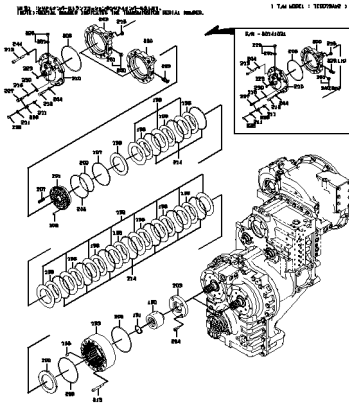


TRANSMISSION ASSY(2  
PARKING-BRAKES AXIS  
SPEC.)  
.....p.96



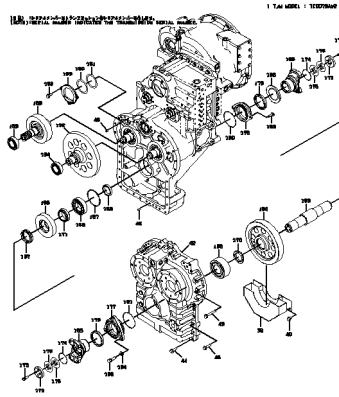
**TRANSMISSION ASSY(2  
PARKING-BRAKES AXIS  
SPEC.)**

.....p.97



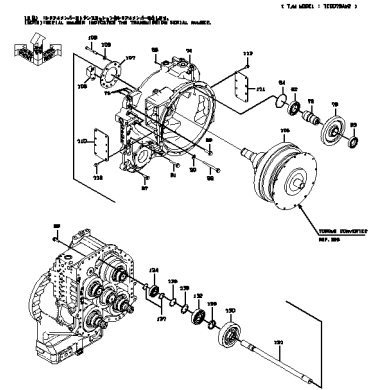
**TRANSMISSION ASSY(2  
PARKING-BRAKES AXIS  
SPEC.)**

.....p.98



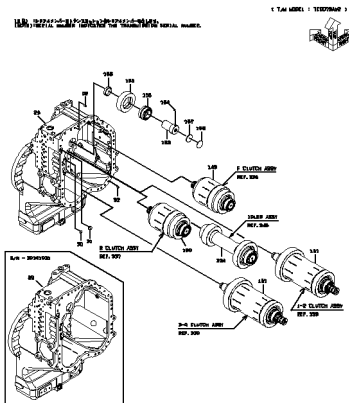
**TRANSMISSION ASSY(2  
PARKING-BRAKES AXIS  
SPEC.)**

.....p.99



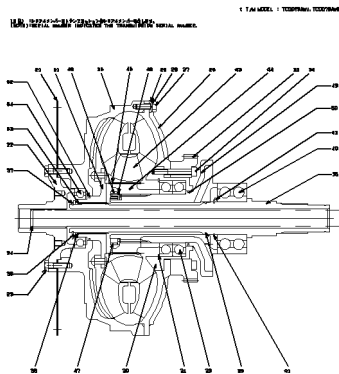
**TRANSMISSION ASSY(2  
PARKING-BRAKES AXIS  
SPEC.)**

.....p.100



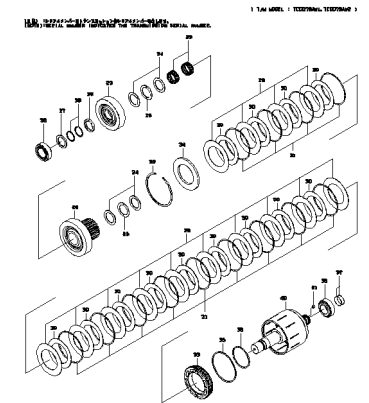
**TORQUE CONVERTER**

.....p.107



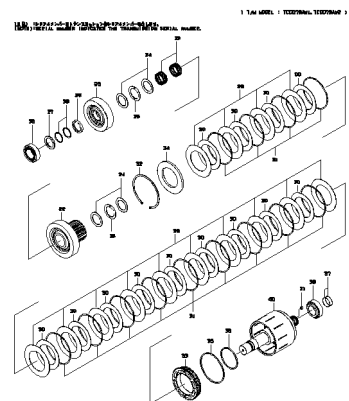
**CLUTCH ASSY (F)**

.....p.109



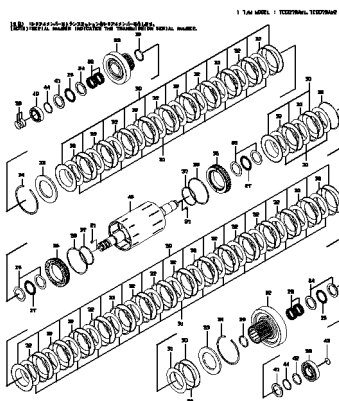
**CLUTCH ASSY (R)**

.....p.111



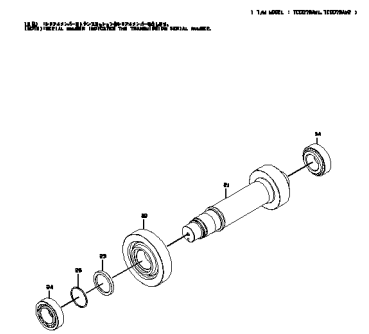
**CLUTCH ASSY (1&2)**

.....p.113



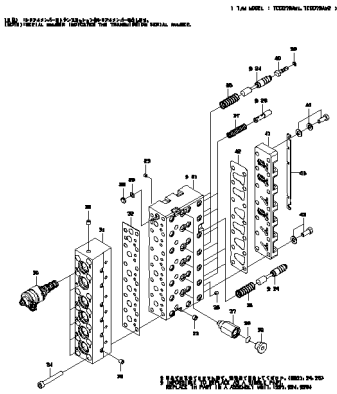
**IDLER ASSY**

.....p.115



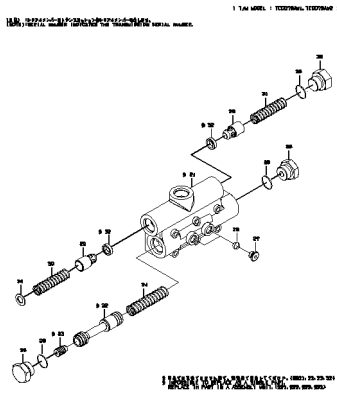
T/M CONTROL VALVE ASSY

.....p.117



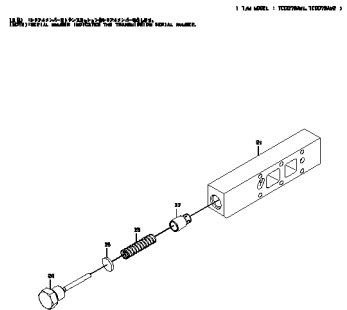
REGULATOR VALVE ASSY

.....p.119



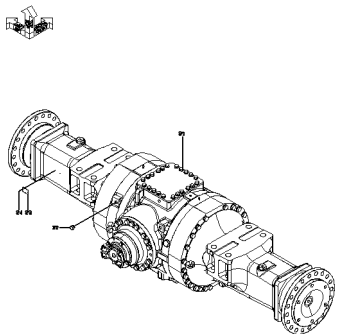
SAFETY VALVE ASSY

.....p.121



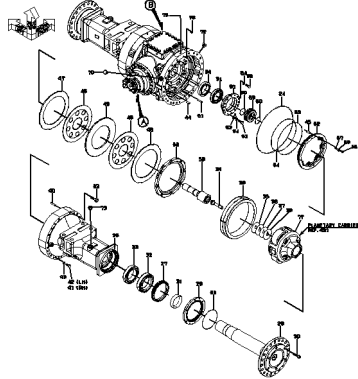
FRONT AXLE

.....p.123



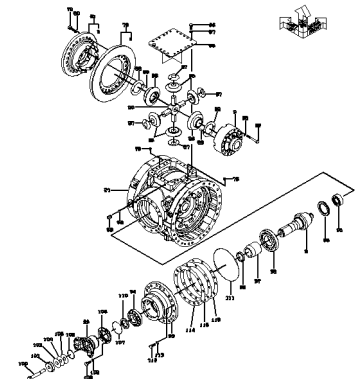
FRONT AXLE ASSY

.....p.125



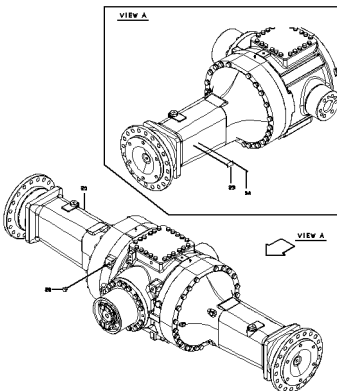
FRONT AXLE ASSY

.....p.126



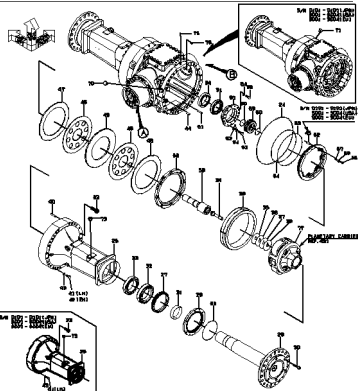
REAR AXLE

.....p.129



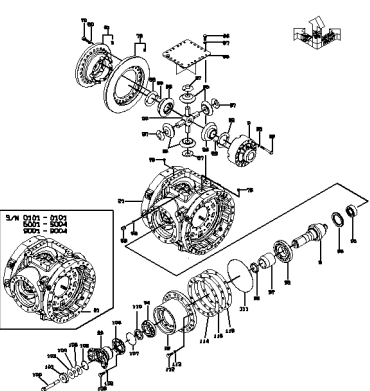
REAR AXLE ASSY

.....p.131

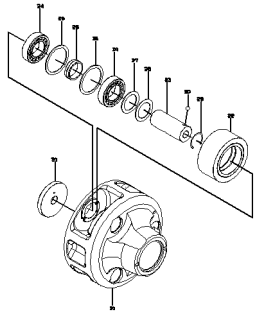


REAR AXLE ASSY

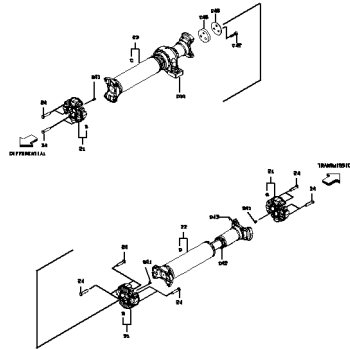
.....p.132



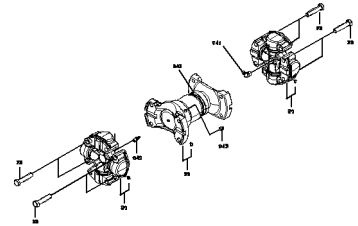
**PLANETARY CARRIER**  
.....p.135



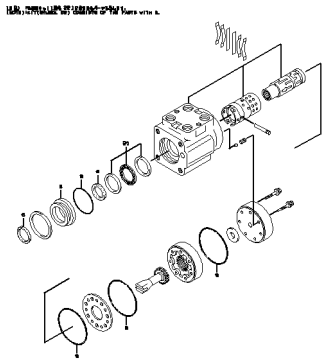
**2ND PROPELLER SHAFT**  
.....p.137



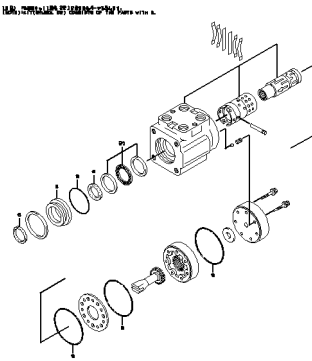
**3RD PROPELLER SHAFT**  
.....p.139



**ORBITROL(TM)**  
.....p.141



**ORBITROL(TM)/(FOR JOYSTICK STEERING)**  
.....p.143



---

MEMO

---

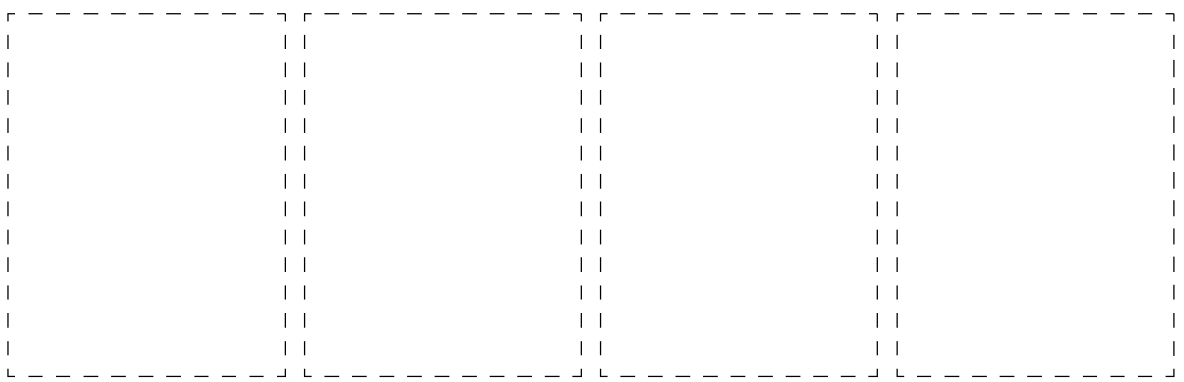
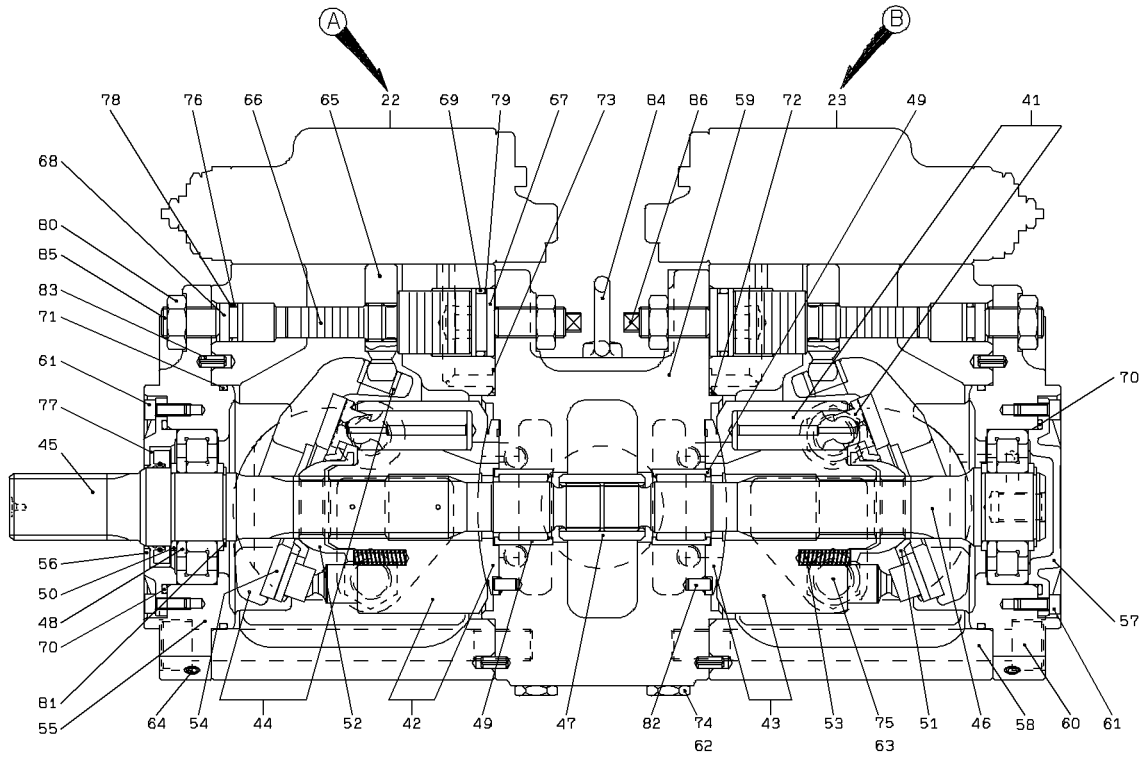
# PARTS NAME INDEX

PARTS NAME INDEX

	PART NAME	PAGE		PART NAME	PAGE	
<b>A</b>	ADAPTER	87,101,127,133	<b>G</b>	GEAR,SUN	127,133	
	ADAPTER,ELBOW	88,102		GOVERNOR	108	
	ARMATURE	53		GUIDE	108	
	AXLE ASSY,FRONT	124,127	<b>H</b>	HANDLE	53	
	AXLE ASSY,REAR	130,133		HOSE,RUBBER	87,88,101,102	
<b>B</b>	BAFFLE	87,101		HOUSING	14,88,90,102,104,105 ...	
	BALL	18,22,41,45,48,50,70,88 ...		HOUSING ASSY	10	
BEARING	12	HUB		90,104,108,127,133		
BEARING ASSY,SPIDE	138,140	<b>I</b>	IMPELLER ASSY,TURB	108		
BEARING KIT	142,144		IMPELLER,PUMP	108		
BEARING,BALL	88,89,102,103,108	<b>K</b>	KEY,WOODRUFF	12		
BEARING,NEEDLE	5,110,112,114		<b>L</b>	LEVER	45	
BEARING,ROLLER	5,89,103,114,128,134 ...	LEVER ASSY		53		
BEARING,TAPER ROLL	89,90,103,104,110,112 ...	<b>M</b>	MOTOR,ELECTRIC	10		
BEARING,THRUST	110,112,114		MOTOR,OIL	12,14		
BLOCK	5,18,22,87,89,101,103 ...	<b>N</b>	NIPPLE,GREASE	138,140		
BLOCK,PILLOW	138		NUT	5,6,12,14,38,41,45,48 ...		
BODY	12		NUT,PISTON	60,62,64,66,68,70		
BOLT	18,22,26,38,88,89,90,91 ...		NUT,U	128,134		
BOLT,EYE	5	<b>O</b>	ORBITROL(TM) ASSY	142,144		
BOLT,SOCKET	5,6,18,22,24,26,29,33 ...		ORIFICE	6,18,22,24,29,33,41,57 ...		
BOLT,W/WASHER	87,88,89,90,91,101,102 ...	<b>P</b>	PACKING	38,48,50,128		
BOOT	38,45,48,50,53		PACKING,U	60,62,64,66,68,70		
BOSS	134		PEDAL	38		
BRACKET	88,102		PIN	38,87,88,90,101,102,104 ...		
BRACKET ASSY	38		PIN KIT	5		
BREATHER	88,102		PIN,PLANET	136		
BUSHING	5,45,48,50,57,60,62,64 ...		PIN,SNAP	38		
<b>C</b>	CABLE		10	PIN,SPRING	5	
	CAGE		128,134	PIN,STRAIGHT	5	
	CAGE ASSY,DIFFEREN		127,134	PIPE	87,101	
	CAM		48,50	PIPE ASSY,FLARED	87,88,89,90,101,102,103 ...	
	CAM ASSY		48,50	PIPE,OIL	89,103	
	CAMSHAFT		48,50	PISTON	5,60,62,64,66,68,70,90 ...	
	CAPBEARING		87,89,90,91,101,103,104	PISTON KIT	5	
	CAP,TERMINAL		10	PLATE	5,38,45,48,53,88,89,90 ...	
	CARRIER		136	PLATE ASSY	53	
	CARRIER ASSY		127,134,136	PLATE,END	138	
	CASE		5,45,57,127,133	PLATE,FLEXIBLE	108	
	CASE,T/M		87,101	PLATE,LOCK	127,133,138	
	CLAMP,CABLE		45	PLATE,NAME	73,77,124,130	
	CLIP		87,88,101,102	PLATE,SWASH	5	
	CLUTCH ASSY	89,103,110,112,114	PLUG	5,6,18,22,24,26,29,33 ...		
	COLLAR	38,136	PLUG,MAGNET	127,133		
	CONNECTOR	87,88,89,90,101,102,103 ...	PLUNGER	41,57		
	CONNECTOR ASSY	53	PLUNGER ASSY	53		
	COUPLING	5,12,14	POPPET	18,22,26,29,33		
	COVER	5,12,18,22,26,29,33,36 ...	PROPELLER SHAFT AS	138		
	COVER,DRIVE	108	PROPELLERSHAFT ASS	138		
	COVER,PEDAL	38	PROPELLERSHAFT ASS	140		
	COVER,ROD	60,62,64,66,68,70	PUMP ASSY	10		
	CYLINDER ASSY,OIL	60,62,64,66,68,70	PUMP ASSY,OIL	5		
	CYLINDER KIT	5	PUMP UNIT	10		
	<b>D</b>	DETENT KIT	53	PUMP,OIL	8,89,103	
		DISC,FRICITION	90,104,110,112,114,127 ...	<b>R</b>	REGULATOR	5,53
		DISC,SEPARATION	90,104,110,112,114,127 ...		RETAINER	88,90,102,104,127,128 ...
	<b>F</b>	FILTER	18,22,118		RETAINER,BEARING	127,133
		FITTING,ELBOW	88,89,90,102,103,104		RETAINER,BRAKE	127,133
		FITTING,TEE	89,103		RETAINER,SEAL	89,103
		FLANGE	18,22,90,104,128,134		RING	45,62,64,66,68,70
FLANGE,SPLIT	73,77	RING,BACK-UP	5,8,24,29,33,57,60,62 ...			
<b>G</b>	GASKET	8,10,87,101,118	RING,BUFFER		60,62,64,66,68,70	
	GAUGE,LEVEL	127,133	RING,D		90,104,110,112,114,127 ...	
	GEAR	88,89,90,102,103,104 ...	RING,O		5,6,12,18,22,24,26,29 ...	
	GEAR ASSY	91,105,116	RING,RETAINER		8,60,62,64,66,68,70	
	GEAR SET,SPIRAL BE	127,134	RING,SEAL		12,108,110,112,114	
	GEAR,BEVEL	128,134	RING,SNAP		6,12,38,88,89,90,102 ...	
	GEAR,PLANET	136	RING,STOP		5	
	GEAR,RING	127,133	RING,WEAR		60,62,64,66,68,70	

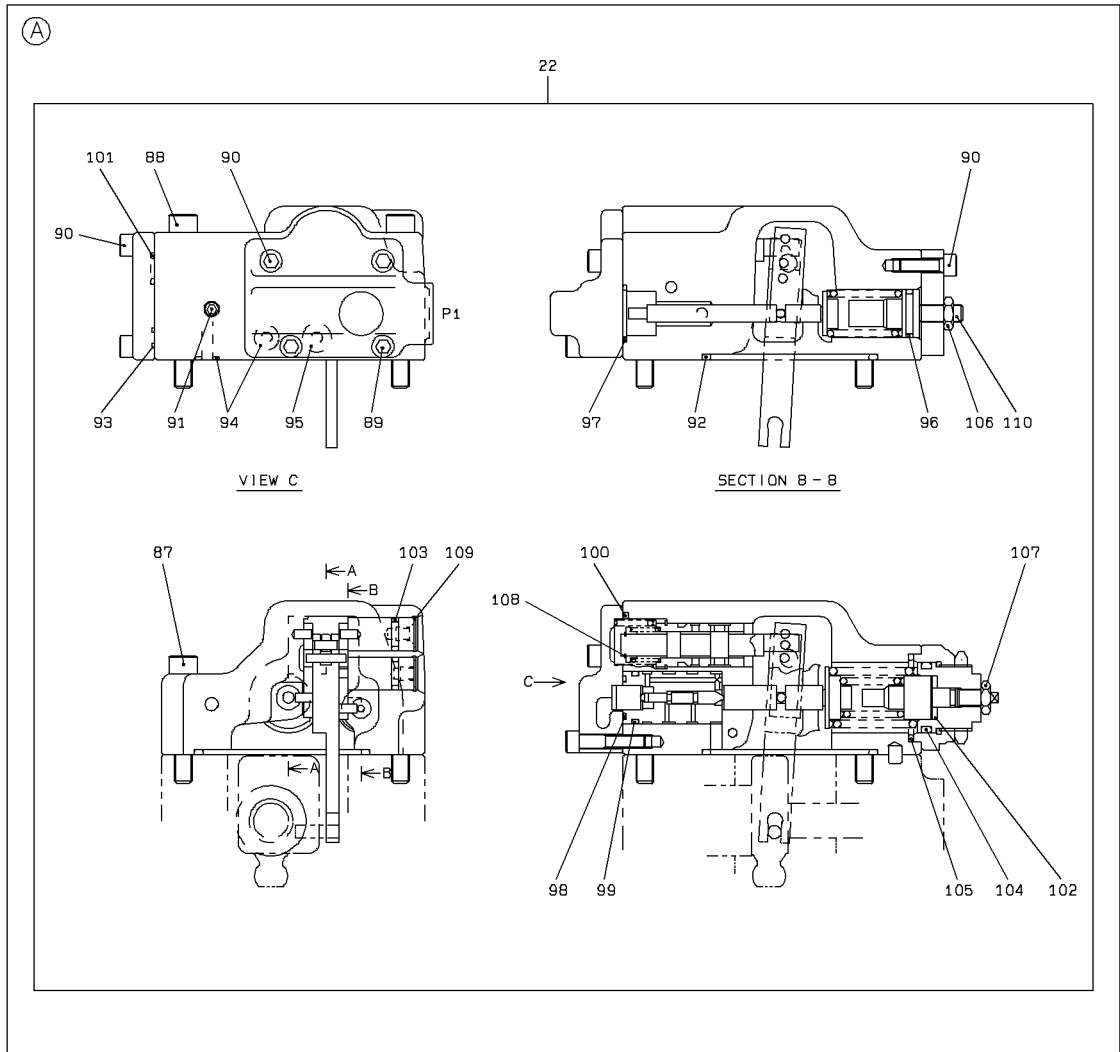


# PUMP (MAIN)



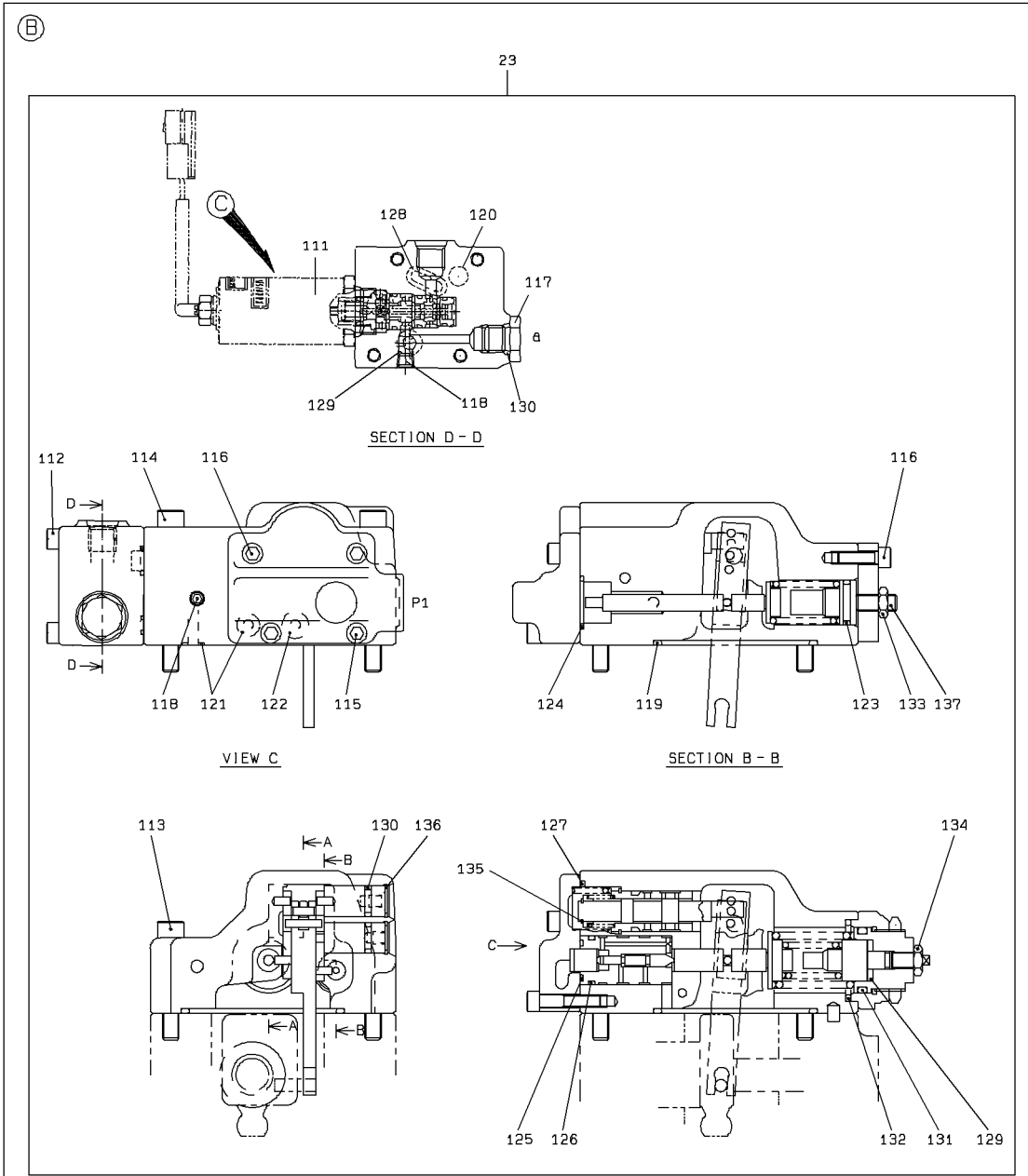
1-A

# PUMP (MAIN)

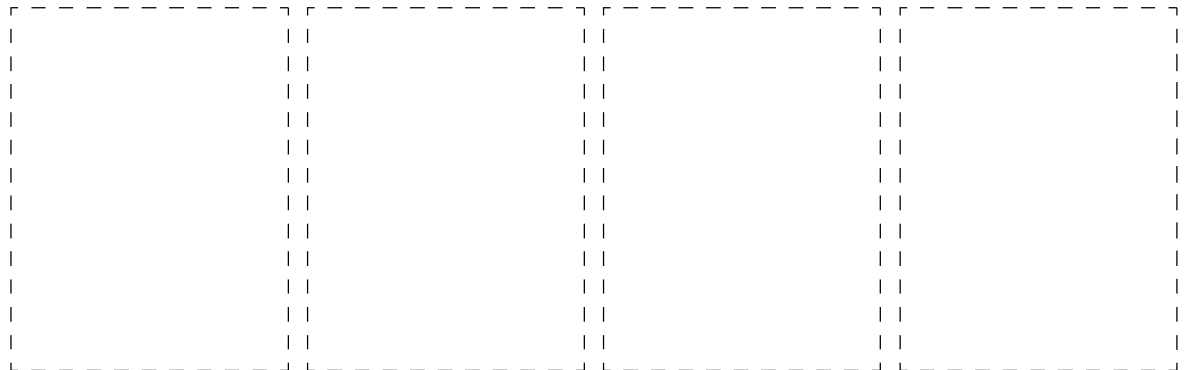
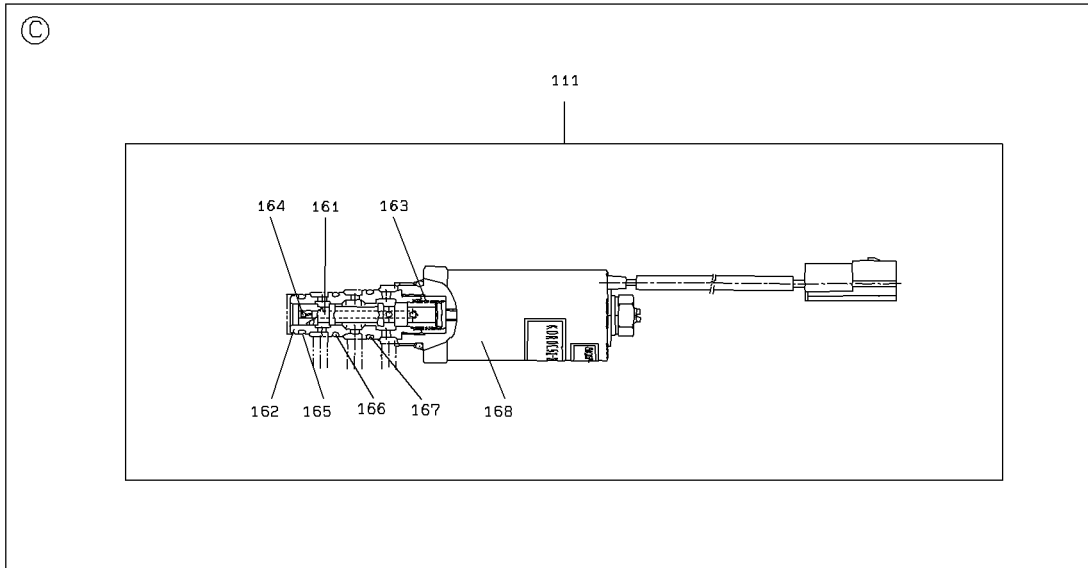


2-A

# PUMP (MAIN)



# PUMP (MAIN)



4-A

## PUMP (MAIN)

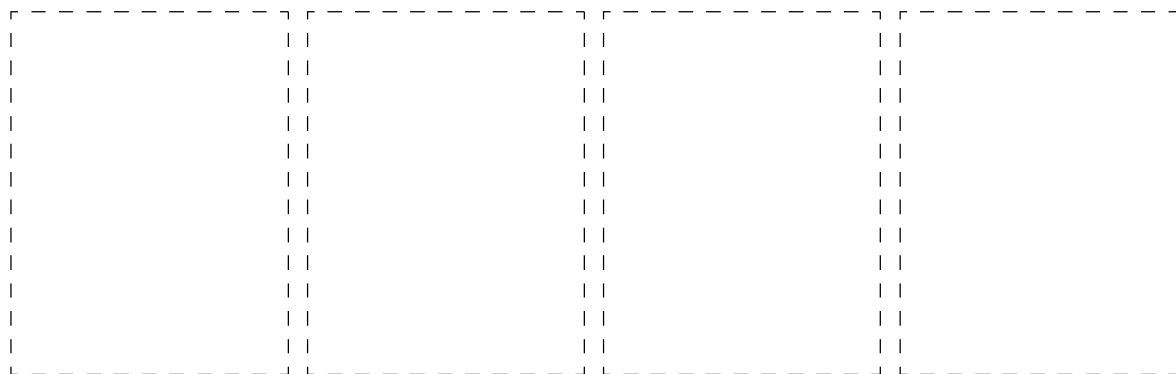
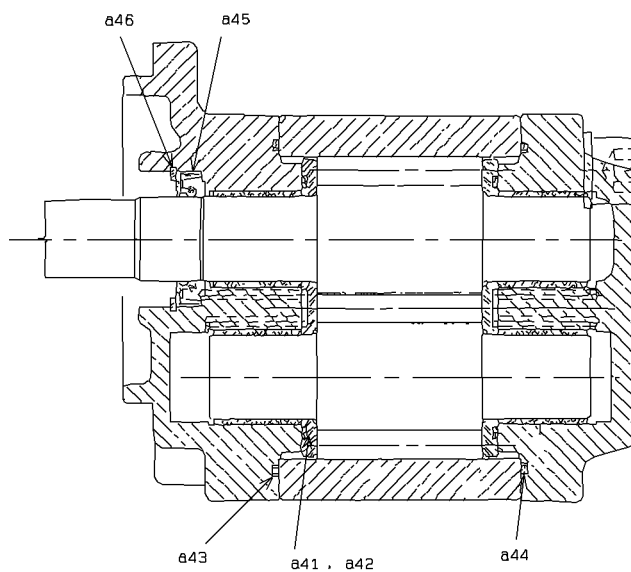
SYM-BOL	PART NUMBER	PART NAME	UNIT Q,TY	SERIAL		REMARKS								
				(A)	(B)	N	P	D	(A)	(B)	(C)	(D)	REMARK	
000A	44083-62400	PUMP ASSY,OIL	1	1	-									
22A	45460-70340	REGULATOR	1	1	-				Y01					
23A	45460-70350	REGULATOR	1	1	-					Y02				
41A	49566-70160	PISTON KIT	2	1	-									
42A	49200-70230	CYLINDER KIT	1	1	-									
43A	49200-70220	CYLINDER KIT	1	1	-									
44A	41670-70130	PLATE,SWASH	2	1	-									
45A	34500-70660	SHAFT	1	1	-									
46A	34500-70670	SHAFT	1	1	-									
47A	31160-71960	COUPLING	1	1	-									
48A	42003-70320	BEARING,ROLLER	2	1	-									
49A	42006-70710	BEARING,NEEDLE	2	1	-									
50A	35700-71820	SPACER	4	1	-									
51A	41600-71170	PLATE	2	1	-									
52A	40840-72450	BUSHING	2	1	-									
53A	35600-75620	SPRING	18	1	-									
54A	41600-71180	PLATE	2	1	-									
55A	31200-72890	COVER	2	1	-									
56A	31200-72900	COVER	1	1	-									
57A	31200-72910	COVER	1	1	-									
58A	33100-71190	CASE	2	1	-									
59A	41410-70500	BLOCK	1	1	-									
60A	43956-71140	BOLT,SOCKET	8	1	-									
61A	61101-06016	BOLT,SOCKET	8	1	-									
62A	41530-71610	PLUG	2	1	-									
63A	41530-72700	PLUG	4	1	-									
64A	41530-71600	PLUG	15	1	-									
65A	40061-70010	PIN KIT	2	1	-									
66A	39960-72050	PISTON	2	1	-									
67A	35440-70680	STOPPER	2	1	-									
68A	35440-70980	STOPPER	2	1	-									
69A	47131-78290	RING,O	2	1	-									
70A	47131-78300	RING,O	2	1	-									
71A	47131-78310	RING,O	2	1	-									
72A	47131-78320	RING,O	2	1	-									
73A	47131-78330	RING,O	18	1	-									
74A	47131-78340	RING,O	2	1	-									
75A	47131-78350	RING,O	4	1	-									
76A	47131-74120	RING,O	2	1	-									
77A	34042-71700	SEAL,OIL	1	1	-									
78A	47194-72100	RING,BACK-UP	2	1	-									
79A	47194-72110	RING,BACK-UP	2	1	-									
80A	62402-81161	NUT	4	1	-									
81A	45315-70370	RING,STOP	2	1	-									
82A	40010-70380	PIN,STRAIGHT	2	1	-									
83A	63011-06014	PIN,SPRING	4	1	-									
84A	43951-70090	BOLT,EYE	2	1	-									
85A	43956-71460	BOLT,SOCKET	2	1	-									
86A	35100-71880	SCREW	2	1	-									
87A	61101-08050	BOLT,SOCKET	2	1	-					01				
88A	61101-08070	BOLT,SOCKET	2	1	-					01				
89A	61101-06030	BOLT,SOCKET	2	1	-					01				
90A	61101-06020	BOLT,SOCKET	10	1	-					01				
91A	41530-71600	PLUG	5	1	-					01				
92A	47131-78360	RING,O	1	1	-					01				
93A	47131-78370	RING,O	3	1	-					01				
94A	47131-78330	RING,O	9	1	-					01				
95A	47131-78380	RING,O	1	1	-					01				
96A	47131-78350	RING,O	1	1	-					01				
97A	47131-78390	RING,O	1	1	-					01				
98A	47131-74120	RING,O	1	1	-					01				
99A	47131-78400	RING,O	1	1	-					01				
100A	47131-78410	RING,O	1	1	-					01				
101A	47131-78420	RING,O	1	1	-					01				
102A	47131-78430	RING,O	1	1	-					01				
103A	47131-78340	RING,O	2	1	-					01				

### PUMP (MAIN)

SYM-BOL	PART NUMBER	PART NAME	UNIT Q,TY	SERIAL		REMARKS							
				(A)	(B)	N	P	D	(A)	(B)	(C)	(D)	REMARK
104A	47131-78440	RING,O	1	1	-					01			
105A	47131-78450	RING,O	1	1	-					01			
106A	37600-73140	NUT	1	1	-					01			
107A	37600-72810	NUT	1	1	-					01			
108A	45311-71790	RING,SNAP	1	1	-					01			
109A	45311-71800	RING,SNAP	2	1	-					01			
110A	43956-71760	BOLT,SOCKET	1	1	-					01			
111A	38567-70450	VALVE,REDUCING	1	1	-						02	Y03	
112A	61101-06045	BOLT,SOCKET	4	1	-						02		
113A	61101-08050	BOLT,SOCKET	2	1	-						02		
114A	61101-08070	BOLT,SOCKET	2	1	-						02		
115A	61101-06030	BOLT,SOCKET	2	1	-						02		
116A	61101-06020	BOLT,SOCKET	6	1	-						02		
117A	41530-71610	PLUG	1	1	-						02		
118A	41530-71600	PLUG	6	1	-						02		
119A	47131-78360	RING,O	1	1	-						02		
120A	47131-78370	RING,O	1	1	-						02		
121A	47131-78330	RING,O	9	1	-						02		
122A	47131-78380	RING,O	1	1	-						02		
123A	47131-78350	RING,O	1	1	-						02		
124A	47131-78390	RING,O	1	1	-						02		
125A	47131-74120	RING,O	1	1	-						02		
126A	47131-78400	RING,O	1	1	-						02		
127A	47131-78410	RING,O	1	1	-						02		
128A	47131-78420	RING,O	1	1	-						02		
129A	47131-78430	RING,O	3	1	-						02		
130A	47131-78340	RING,O	3	1	-						02		
131A	47131-78440	RING,O	1	1	-						02		
132A	47131-78450	RING,O	1	1	-						02		
133A	37600-73140	NUT	1	1	-						02		
134A	37600-72810	NUT	1	1	-						02		
135A	45311-71790	RING,SNAP	1	1	-						02		
136A	45311-71800	RING,SNAP	2	1	-						02		
137A	43956-71760	BOLT,SOCKET	1	1	-						02		
161A	35570-72270	SPOOL	1	1	-							03	
162A	35750-70720	SLEEVE	1	1	-							03	
163A	35600-79110	SPRING	1	1	-							03	
164A	31053-71000	ORIFICE	1	1	-							03	
165A	47131-76460	RING,O	1	1	-							03	
166A	47131-76470	RING,O	1	1	-							03	
167A	47131-76480	RING,O	1	1	-							03	
168A	35910-70530	SOLENOID	1	1	-							03	

## PUMP

(注記): a印はキット(照会 21)に含まれるパーツを含みます。  
(NOTE): KIT(SYMBOL 21) CONSISTS OF THE PARTS WITH a.

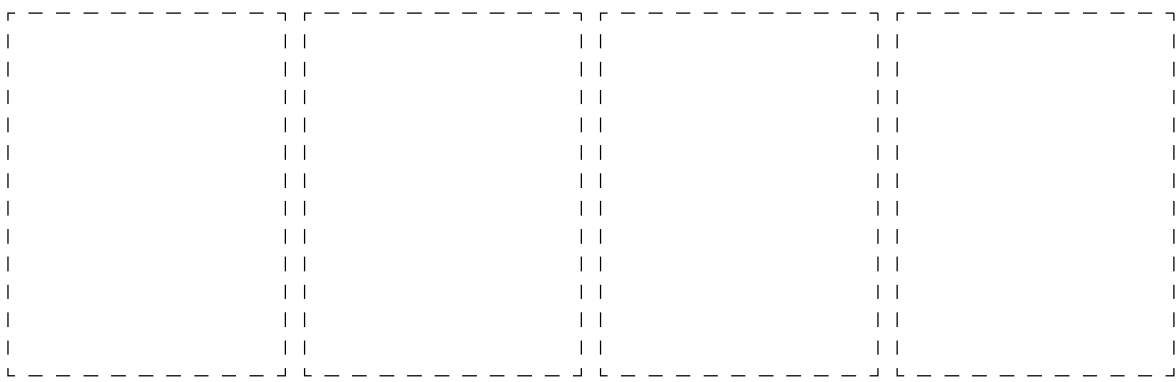
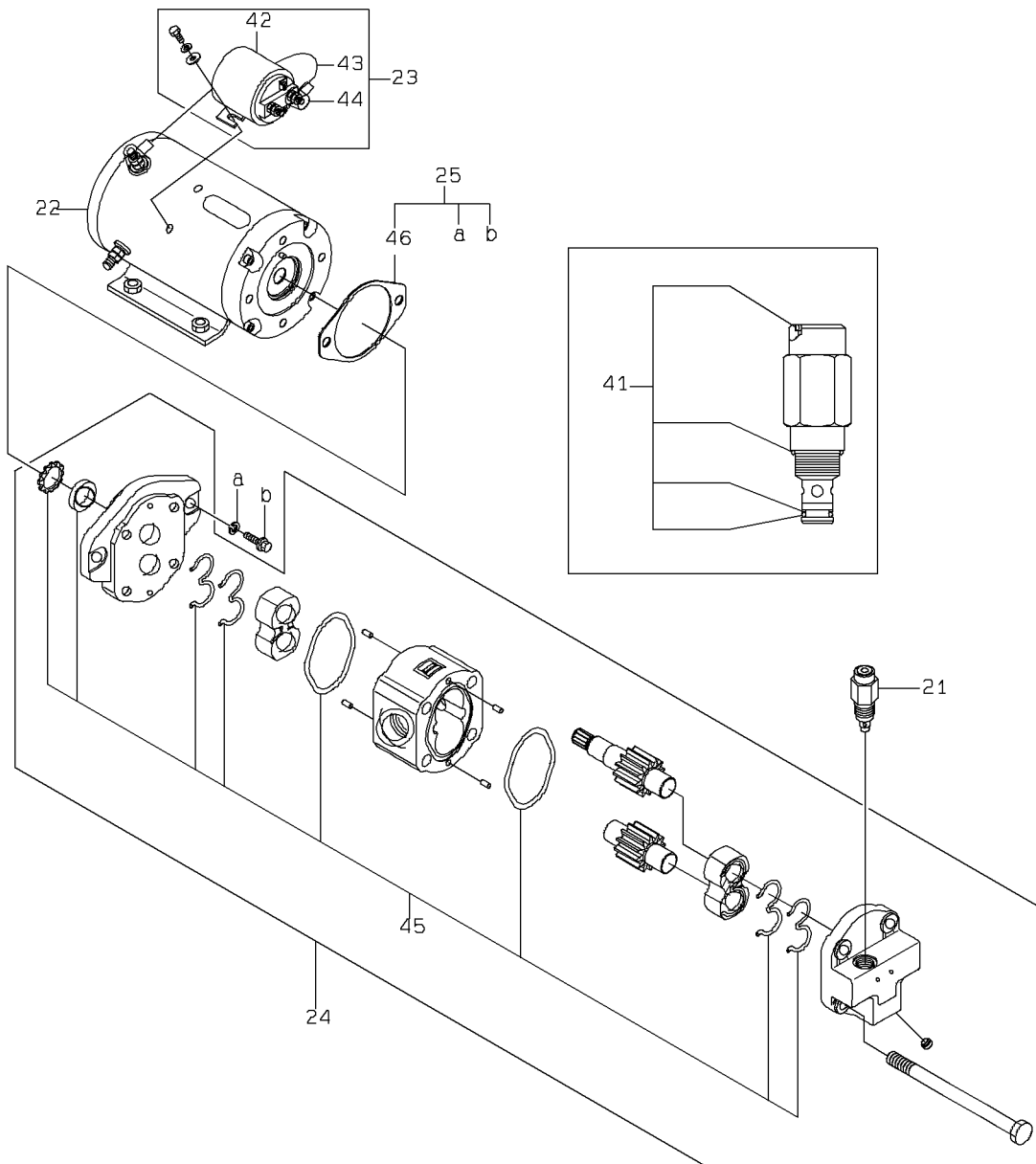


1-A

### PUMP

SYM-BOL	PART NUMBER	PART NAME	UNIT Q,TY	SERIAL		REMARKS							
				(A)	(B)	N	P	D	(A)	(B)	(C)	(D)	REMARK
000A	44093-61830	PUMP,OIL	1	1	-								
21A	49327-75000	SEAL KIT	1	1	-					QK1			
41A	31990-72260	GASKET	2	1	-					K1			
42A	47194-72050	RING,BACK-UP	2	1	-					K1			
43A	31990-72270	GASKET	1	1	-					K1			
44A	31990-72280	GASKET	1	1	-					K1			
45A	34042-71710	SEAL,OIL	1	1	-					K1			
46A	45323-70320	RING,RETAINER	1	1	-					K1			

# PUMP (EMERGENCY)

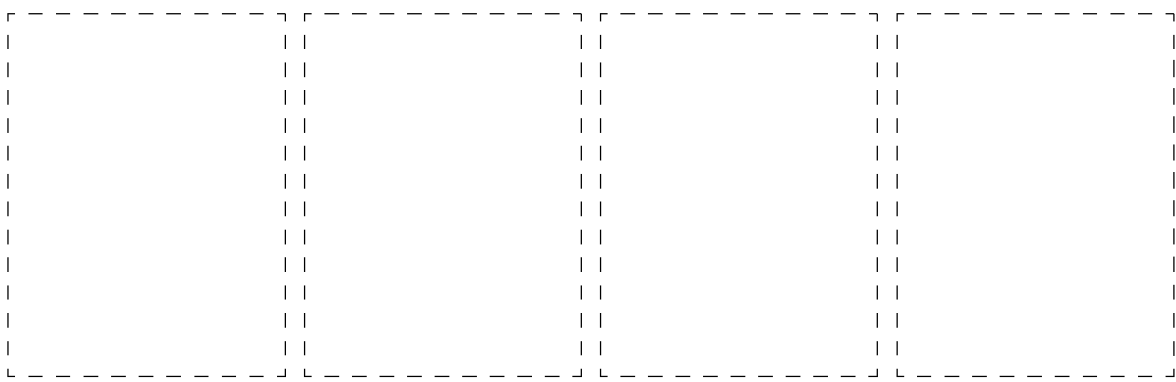
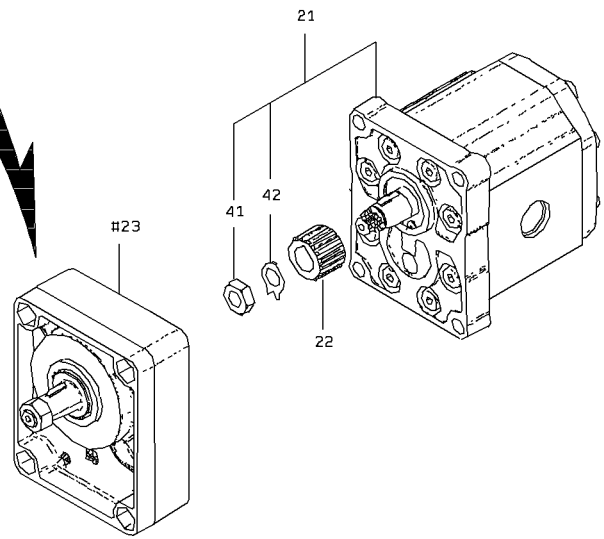
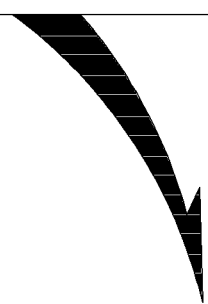
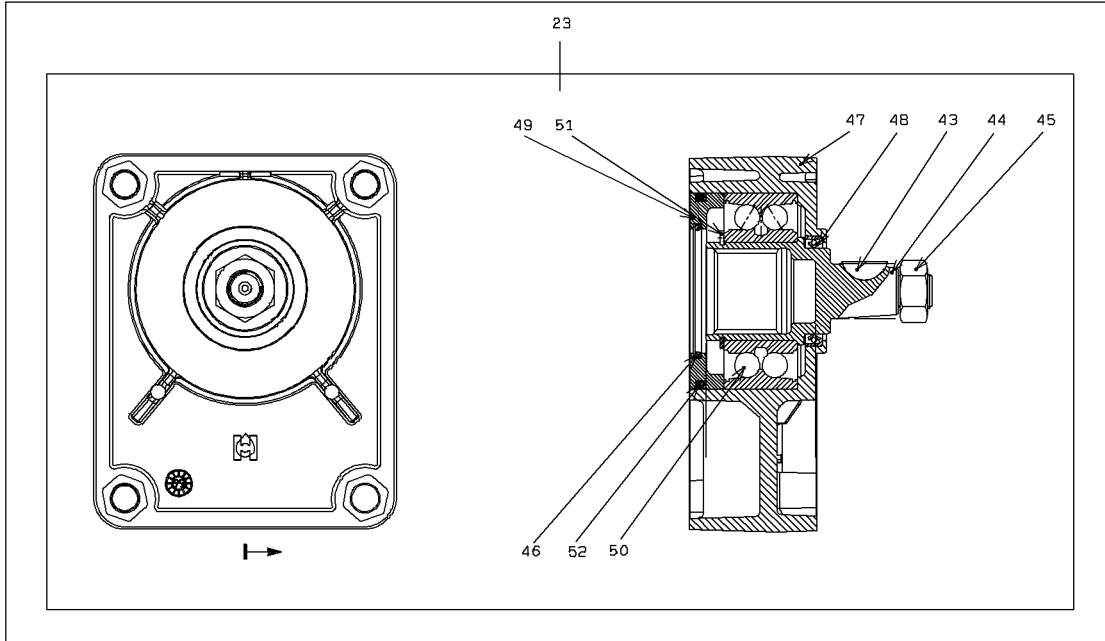


### PUMP (EMERGENCY)

SYM-BOL	PART NUMBER	PART NAME	UNIT Q,TY	SERIAL (A) - (B)	REMARKS						
					N	P	D	(A)	(B)	(C)	(D)
000A	44090-60080	PUMP UNIT	1	1 -							
21A	38511-71400	VALVE ASSY	1	1 -				Y01			
22A	44484-70310	MOTOR,ELECTRIC	1	1 -					Y02		
23A	35039-70030	SWITCH,STARTER	1	1 -						Y03	
24A	44081-70540	PUMP ASSY	1	1 -							Y04
25A	37904-70150	HOUSING ASSY	1	1 -							
41A	49327-74590	SEAL KIT	1	1 -				01			
42A	35039-70040	SWITCH,STARTER	1	1 -					02		
43A	33190-70610	CABLE	1	1 -					02		
44A	32215-70180	CAP,TERMINAL	2	1 -					02		
45A	49327-73490	SEAL KIT	1	1 -						03	
46A	31990-71980	GASKET	1	1 -							04

# FAN MOTOR

< S/N 0101 - 0130 > ... JPN  
< S/N 5001 - 5050 > ... USA  
< S/N 9001 - 9005 > ... EU

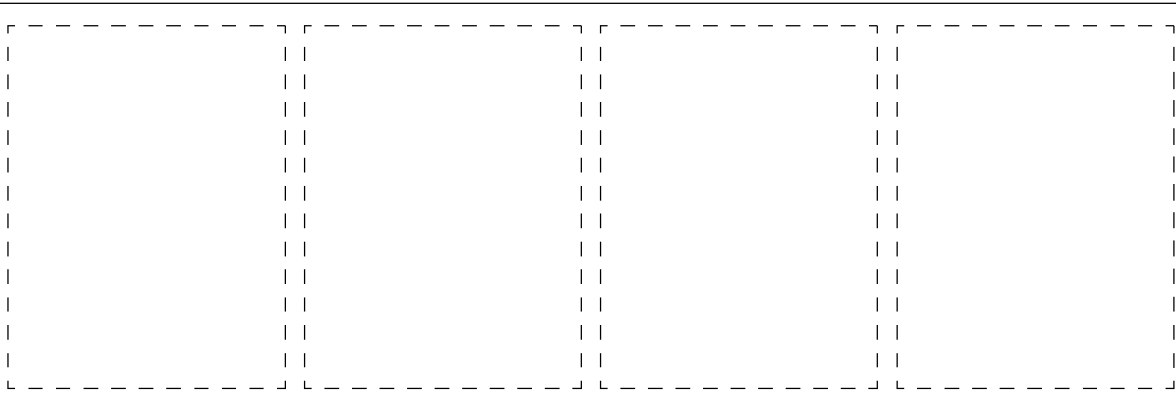
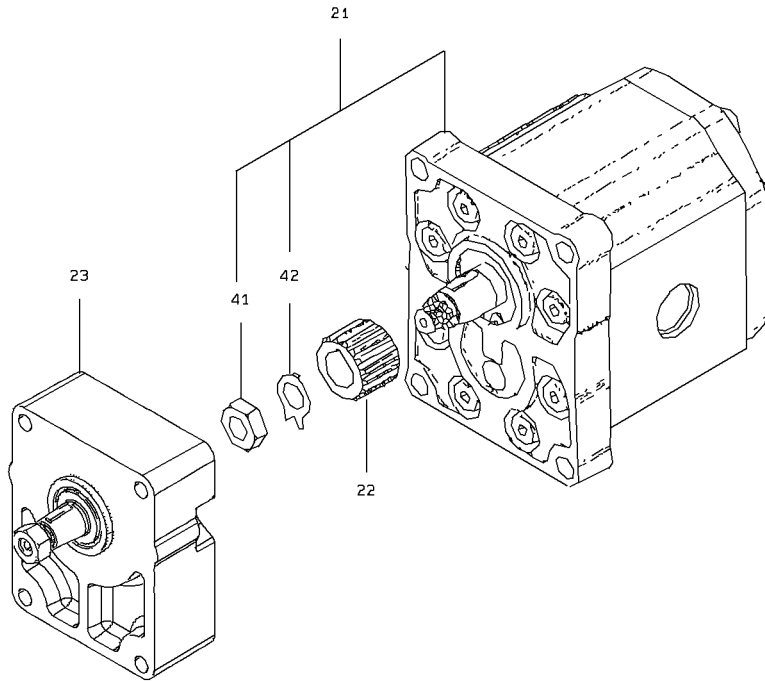


### FAN MOTOR

SYM-BOL	PART NUMBER	PART NAME	UNIT Q, TY	SERIAL		REMARKS				REMARK	
				(A)	(B)	N	P	D	(A)		(B)
000A	48976-61350	MOTOR,OIL	1	1	- 140315						
21A	48976-70330	MOTOR,OIL	1	1	- 140315			Y01			
22A	31160-72170	COUPLING	1	1	- 140315						
23A	48971-70160	BEARING	1	1	- 140315				Y02		
41A	37600-73100	NUT	1	1	- 140315			01			
42A	46926-70320	WASHER,LOCK	1	1	- 140315			01			
43A	32112-70010	KEY,WOODRUFF	1	1	- 140315				02		
44A	34500-70930	SHAFT	1	1	- 140315				02		
45A	37600-73110	NUT	1	1	- 140315				02		
46A	47131-78200	RING,O	1	1	- 140315				02		
47A	43890-71420	BODY	1	1	- 140315				02		
48A	47191-70250	RING,SEAL	1	1	- 140315				02		
49A	31210-70420	COVER	1	1	- 140315				02		
50A	48971-70170	BEARING	1	1	- 140315				02		
51A	45311-71780	RING,SNAP	1	1	- 140315				02		
52A	47131-78210	RING,O	1	1	- 140315				02		

# FAN MOTOR

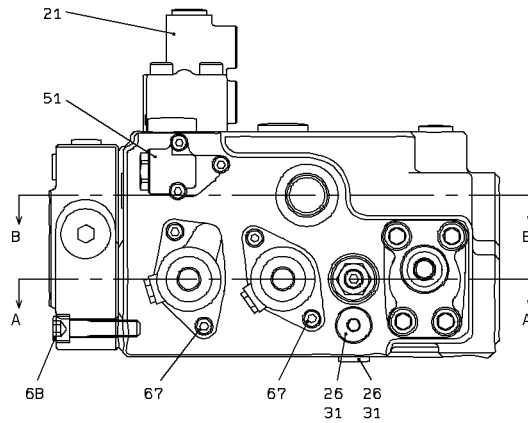
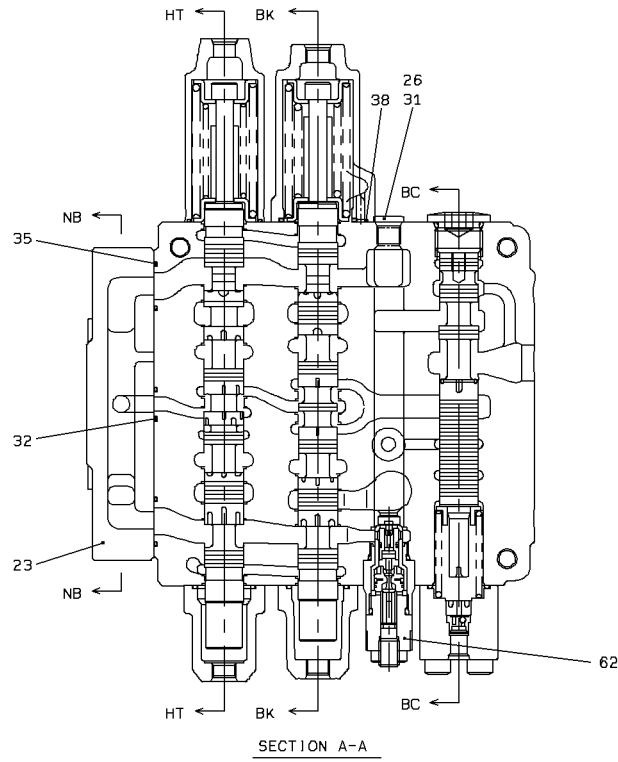
< S/N 0131 - > ... JPN  
< S/N 5051 - > ... USA  
< S/N 9006 - > ... EU



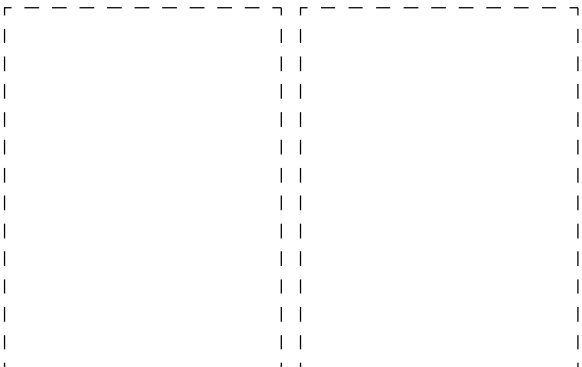
### FAN MOTOR

SYM-BOL	PART NUMBER	PART NAME	UNIT Q,TY	SERIAL (A) - (B)	REMARKS					
					N	P	D	(A)	(B)	(C)
000A	48976-61620	MOTOR,OIL	1	140316 -						
21A	48976-70330	MOTOR,OIL	1	140316 -						
22A	31160-72170	COUPLING	1	140316 -						
23A	37900-60030	HOUSING	1	140316 -						
41A	37600-73100	NUT	1	140316 -						
42A	46926-70320	WASHER,LOCK	1	140316 -						

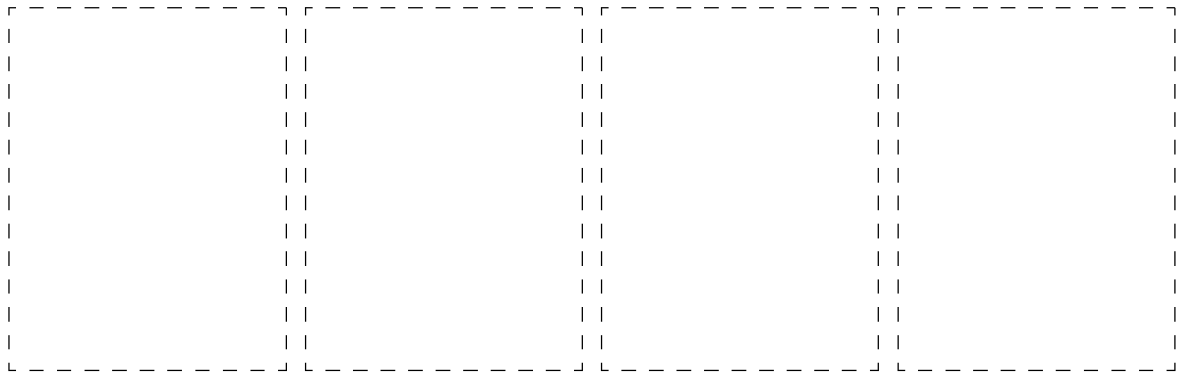
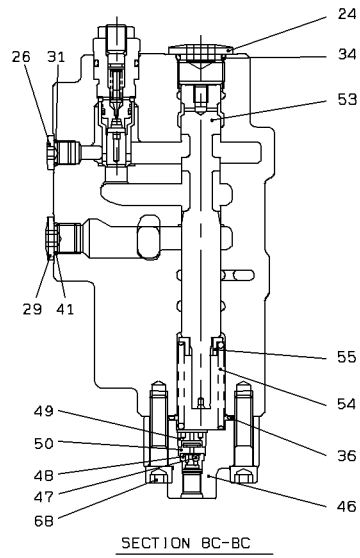
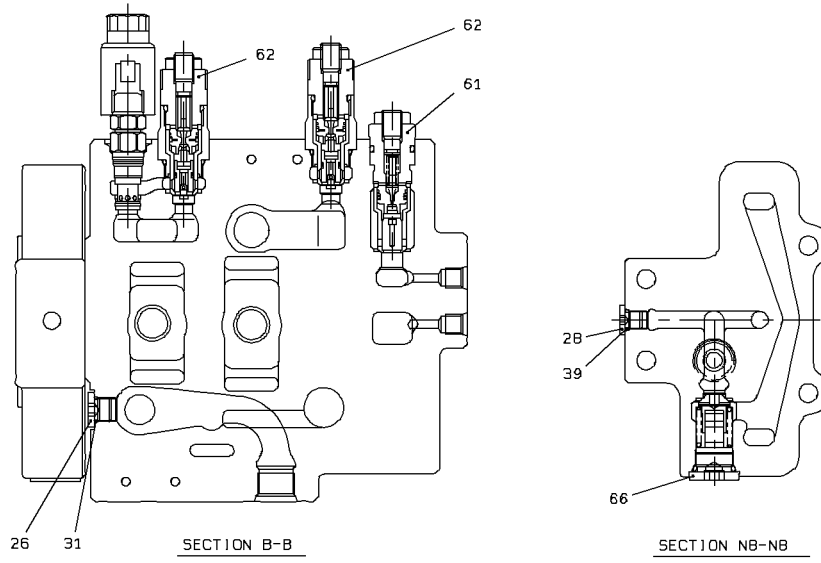
# CONTROL VALVE



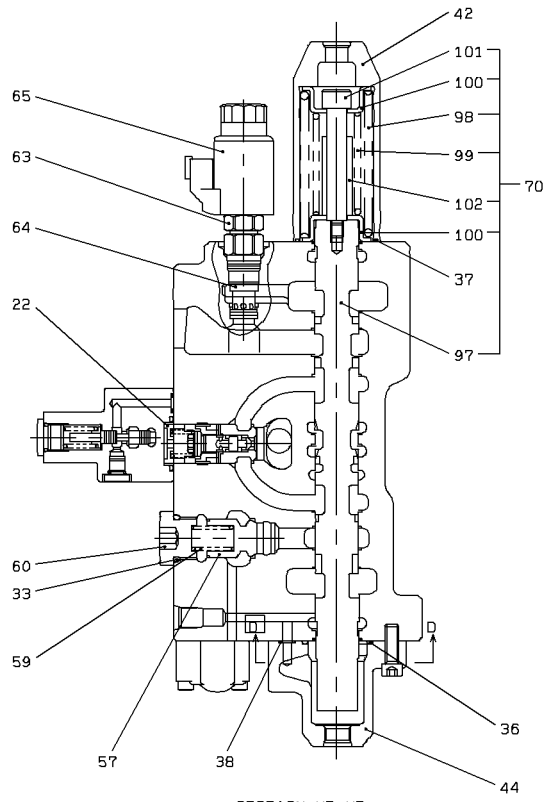
S/ No. of the indication	JPN Spec.	USA Spec.	EU Spec.
130301 -	0101 -	5011 -	9004 -



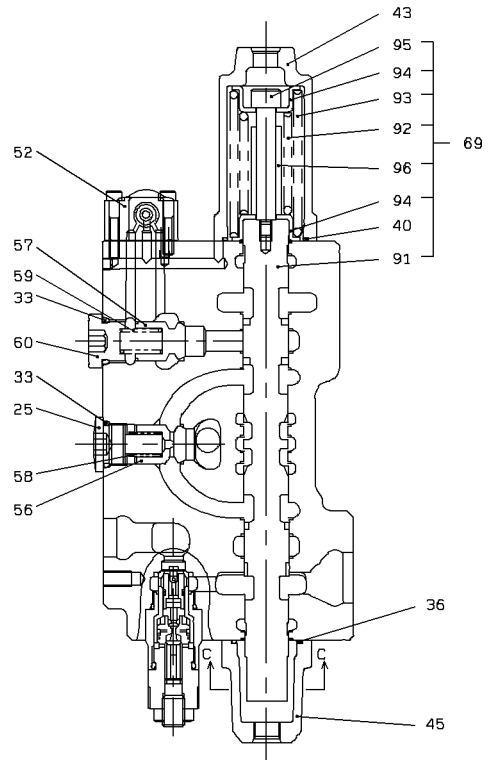
# CONTROL VALVE



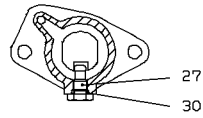
# CONTROL VALVE



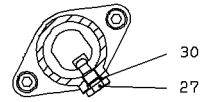
SECTION HT-HT



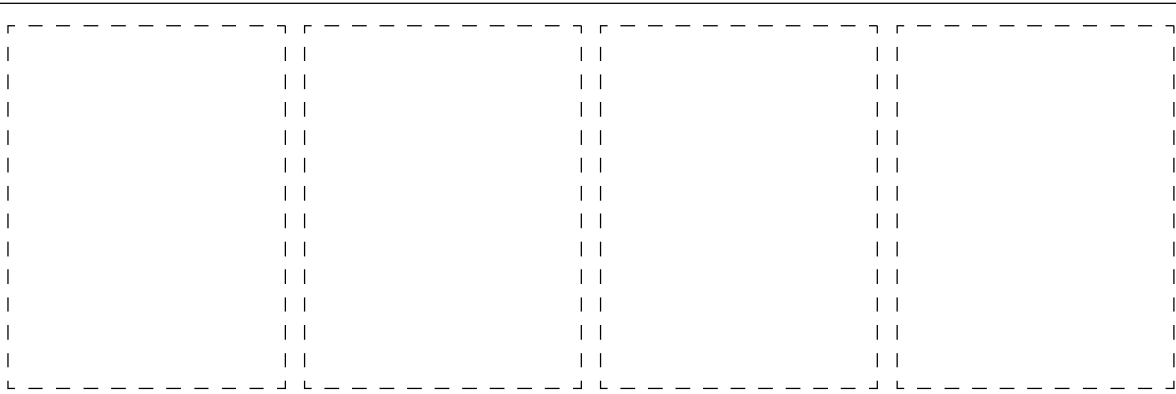
SECTION BK-BK



SECTION D-D



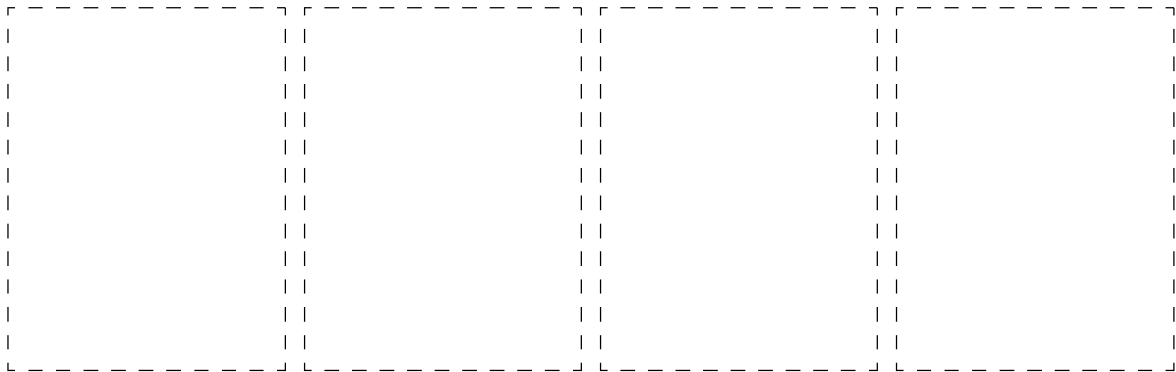
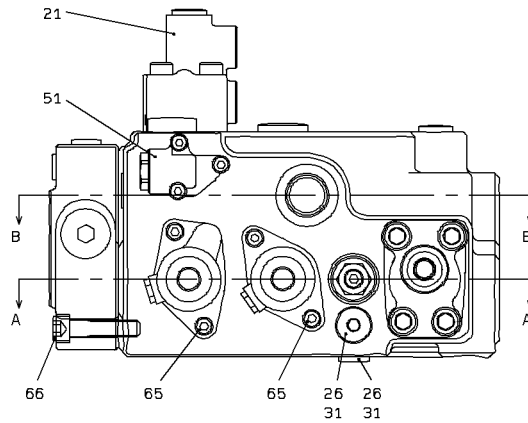
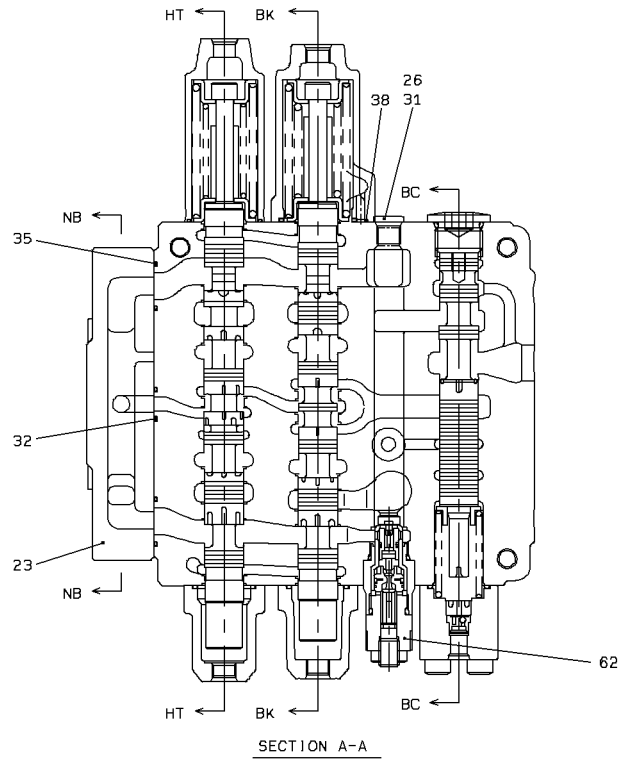
SECTION C-C



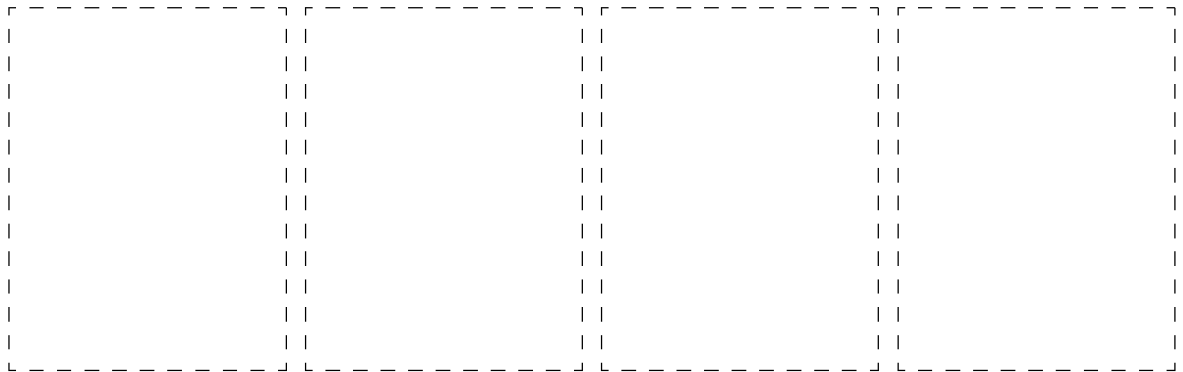
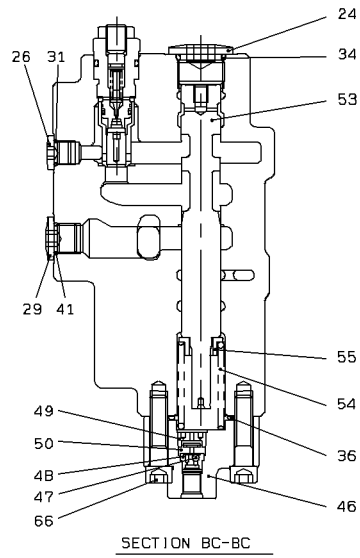
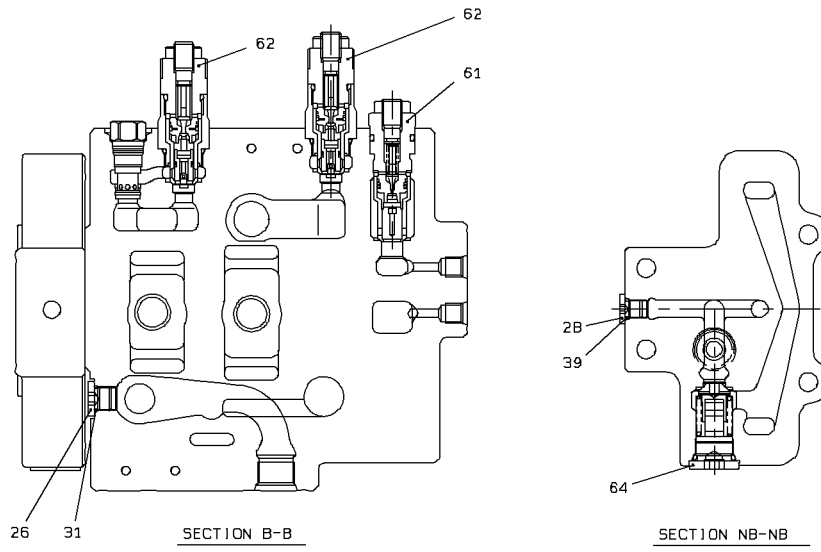
## CONTROL VALVE

SYM-BOL	PART NUMBER	PART NAME	UNIT Q,TY	SERIAL		REMARKS						
				(A)	(B)	N	P	D	(A)	(B)	(C)	(D)
000A	38532-62140	VALVE ASSY,MULTIPL	1	1	130228							
000B	38532-62190	VALVE ASSY,MULTIPL	1	130301								
21A	38521-70250	VALVE ASSY,CONTROL	1	1								
22A	38510-71380	VALVE	1	1								
23A	41410-70680	BLOCK	1	1								
24A	41530-74150	PLUG	1	1								
25A	41530-74160	PLUG	1	1								
26A	41530-73570	PLUG	5	1								
27A	41530-75780	PLUG	2	1								
28A	41530-72790	PLUG	1	1								
29A	41530-74330	PLUG	1	1								
30A	65210-12008	RING,O	2	1								
31A	65210-12014	RING,O	5	1								
32A	65210-12020	RING,O	3	1								
33A	65210-12024	RING,O	3	1								
34A	65210-12029	RING,O	1	1								
35A	65210-22030	RING,O	3	1								
36A	65210-22040	RING,O	3	1								
37A	47131-75370	RING,O	1	1								
38A	65210-12007	RING,O	2	1								
39A	65210-12011	RING,O	1	1								
40A	65210-22050	RING,O	1	1								
41A	65210-12018	RING,O	1	1								
42A	31200-73240	COVER	1	1								
43A	31200-73660	COVER	1	1								
44A	31200-73670	COVER	1	1								
45A	31200-73690	COVER	1	1								
46A	31200-73760	COVER	1	1								
47A	43751-70110	BALL	1	1								
48A	31053-70990	ORIFICE	1	1								
49A	41530-76030	PLUG	1	1								
50A	40330-70700	FILTER	1	1								
51A	40510-70850	FLANGE	1	1								
52A	38552-70020	VALVE,SELECTOR	1	1								
53A	35570-72260	SPOOL	1	1								
54A	35600-79090	SPRING	1	1								
55A	33930-71170	SEAT,SPRING	1	1								
56A	44074-70390	POPPET	1	1								
57A	44074-70580	POPPET	2	1								
58A	35600-75300	SPRING	1	1								
59A	35600-79100	SPRING	2	1								
60A	41530-75800	PLUG	2	1								
61A	38565-72440	VALVE,RELIEF	1	1								
62A	38565-72450	VALVE,RELIEF	3	1								
63A	38553-70840	VALVE,SOLENOID	1	1								
64A	38510-71390	VALVE	1	1								
65A	35910-70390	SOLENOID	1	1								
66A	38565-72460	VALVE,RELIEF	1	1								
67A	43956-71740	BOLT,SOCKET	8	1								
68A	43956-71750	BOLT,SOCKET	8	1								
69A	35575-70550	SPOOL ASSY	1	1	130228				Y01			
69B	35575-70650	SPOOL ASSY	1	130301		B			Y01			
70A	35575-70470	SPOOL ASSY	1	1					Y02			
91A	35570-72400	SPOOL	1	1	130228				01			
91B	35570-72490	SPOOL	1	130301		B			01			
92A	35600-78870	SPRING	1	1					01			
93A	35600-78880	SPRING	1	1					01			
94A	33930-70690	SEAT,SPRING	2	1					01			
95A	43900-73540	BOLT	1	1					01			
96A	35440-70610	STOPPER	1	1					01			
97A	35570-72250	SPOOL	1	1						02		
98A	35600-75280	SPRING	1	1						02		
99A	35600-75290	SPRING	1	1						02		
100A	33930-70690	SEAT,SPRING	2	1						02		
101A	43900-73540	BOLT	1	1						02		
102A	35440-70620	STOPPER	1	1						02		

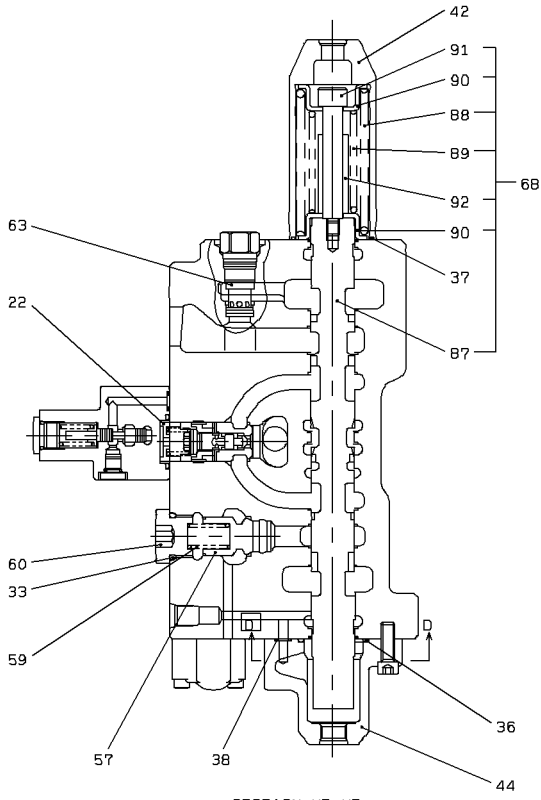
# CONTROL VALVE (WITHOUT RIDECONTROL MAGNET VALVE)



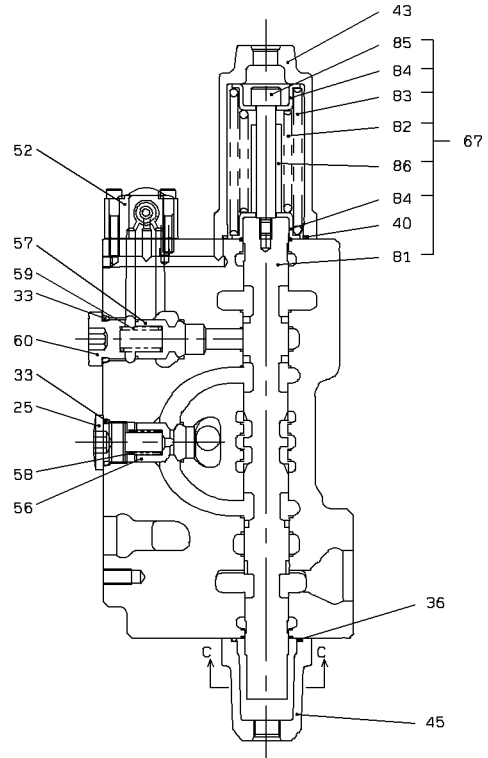
# CONTROL VALVE (WITHOUT RIDECONTROL MAGNET VALVE)



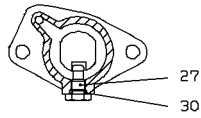
# CONTROL VALVE (WITHOUT RIDECONTROL MAGNET VALVE)



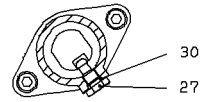
SECTION HT-HT



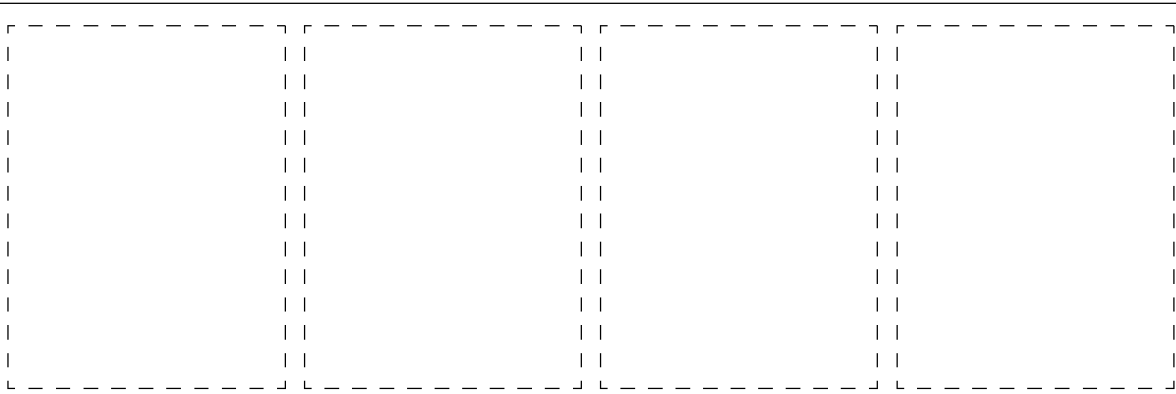
SECTION BK-BK



SECTION D-D



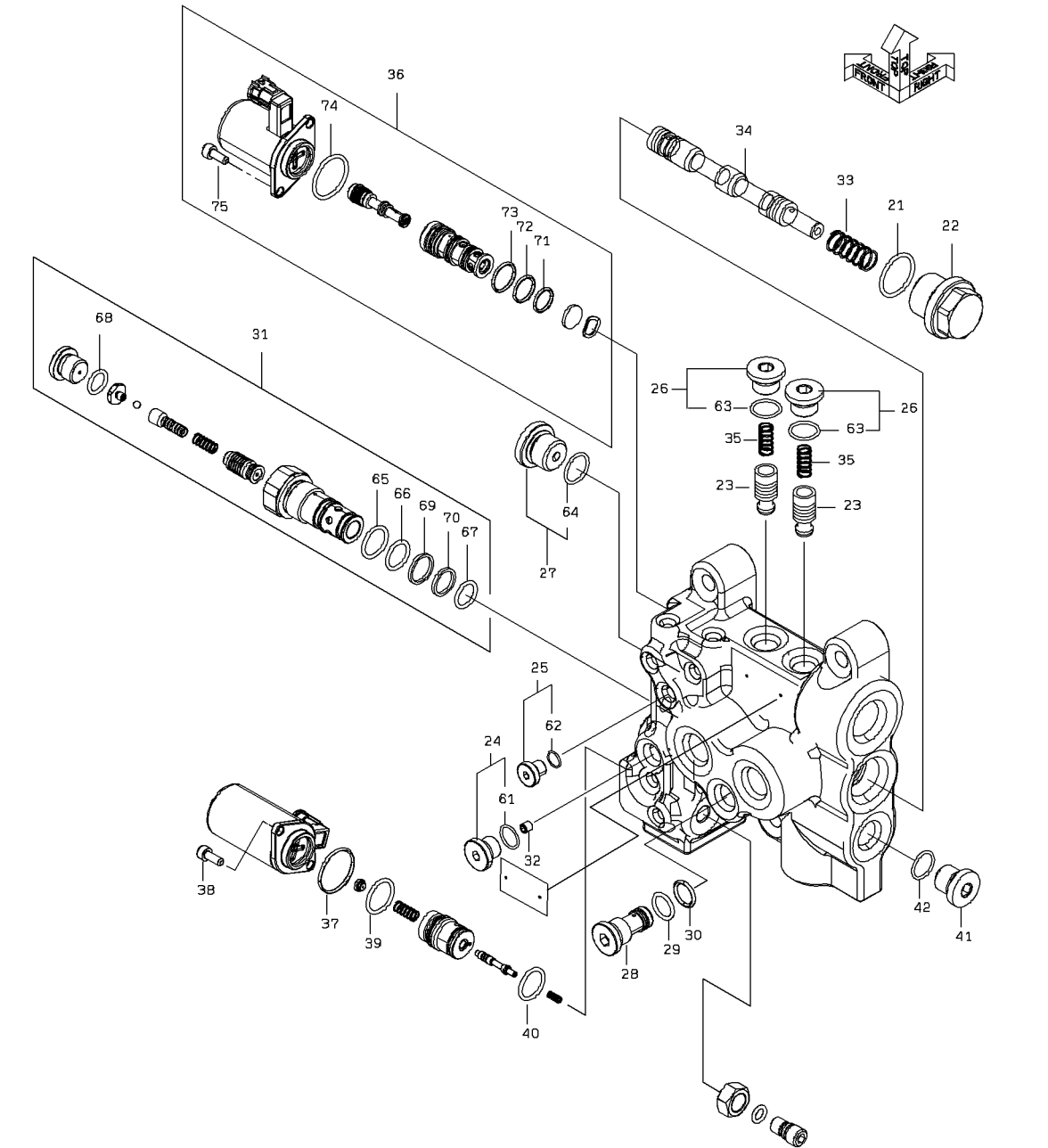
SECTION C-C



## CONTROL VALVE (WITHOUT RIDECONTROL MAGNET VALVE)

SYM-BOL	PART NUMBER	PART NAME	UNIT Q,TY	SERIAL		REMARKS						
				(A)	(B)	N	P	D	(A)	(B)	(C)	(D)
000A	38532-62230	VALVE ASSY,MULTIPL	1	1	-							
21A	38521-70250	VALVE ASSY,CONTROL	1	1	-							
22A	38510-71380	VALVE	1	1	-							
23A	41410-70680	BLOCK	1	1	-							
24A	41530-74150	PLUG	1	1	-							
25A	41530-74160	PLUG	1	1	-							
26A	41530-73570	PLUG	5	1	-							
27A	41530-75780	PLUG	2	1	-							
28A	41530-72790	PLUG	1	1	-							
29A	41530-74330	PLUG	1	1	-							
30A	65210-12008	RING,O	2	1	-							
31A	65210-12014	RING,O	5	1	-							
32A	65210-12020	RING,O	3	1	-							
33A	65210-12024	RING,O	3	1	-							
34A	65210-12029	RING,O	1	1	-							
35A	65210-22030	RING,O	3	1	-							
36A	65210-22040	RING,O	3	1	-							
37A	47131-75370	RING,O	1	1	-							
38A	65210-12007	RING,O	2	1	-							
39A	65210-12011	RING,O	1	1	-							
40A	65210-22050	RING,O	1	1	-							
41A	65210-12018	RING,O	1	1	-							
42A	31200-73240	COVER	1	1	-							
43A	31200-73660	COVER	1	1	-							
44A	31200-73670	COVER	1	1	-							
45A	31200-73690	COVER	1	1	-							
46A	31200-73760	COVER	1	1	-							
47A	43751-70110	BALL	1	1	-							
48A	31053-70990	ORIFICE	1	1	-							
49A	41530-76030	PLUG	1	1	-							
50A	40330-70700	FILTER	1	1	-							
51A	40510-70850	FLANGE	1	1	-							
52A	38552-70020	VALVE,SELECTOR	1	1	-							
53A	35570-72260	SPOOL	1	1	-							
54A	35600-79090	SPRING	1	1	-							
55A	33930-71170	SEAT,SPRING	1	1	-							
56A	44074-70390	POPPET	1	1	-							
57A	44074-70580	POPPET	2	1	-							
58A	35600-75300	SPRING	1	1	-							
59A	35600-79100	SPRING	2	1	-							
60A	41530-75800	PLUG	2	1	-							
61A	38565-72440	VALVE,RELIEF	1	1	-							
62A	38565-72450	VALVE,RELIEF	3	1	-							
63A	41530-76210	PLUG	1	1	-							
64A	38565-72460	VALVE,RELIEF	1	1	-							
65A	43956-71740	BOLT,SOCKET	8	1	-							
66A	43956-71750	BOLT,SOCKET	8	1	-							
67A	35575-70650	SPOOL ASSY	1	1	-							
68A	35575-70640	SPOOL ASSY	1	1	-							
81A	35570-72490	SPOOL	1	1	-							
82A	35600-78870	SPRING	1	1	-							
83A	35600-78880	SPRING	1	1	-							
84A	33930-70690	SEAT,SPRING	2	1	-							
85A	43900-73540	BOLT	1	1	-							
86A	35440-70610	STOPPER	1	1	-							
87A	35570-72250	SPOOL	1	1	-							
88A	35600-75280	SPRING	1	1	-							
89A	35600-75290	SPRING	1	1	-							
90A	33930-70690	SEAT,SPRING	2	1	-							
91A	43900-73540	BOLT	1	1	-							
92A	35440-70620	STOPPER	1	1	-							

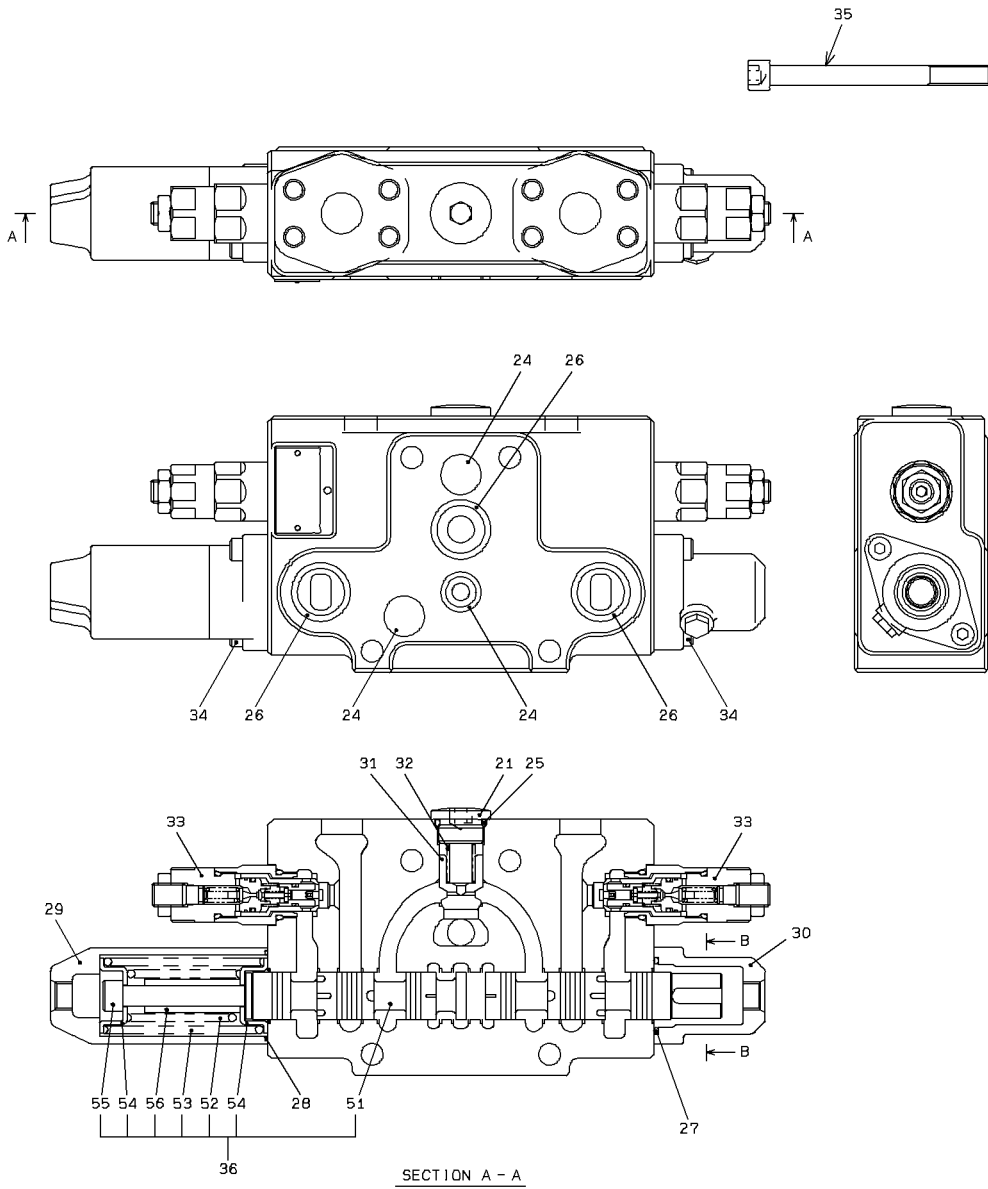
# VALVE(CONTROL)




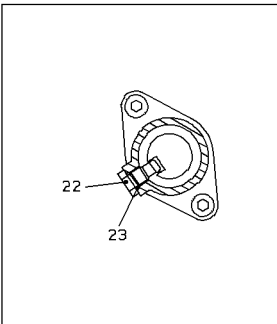
VALVE(CONTROL)

SYM-BOL	PART NUMBER	PART NAME	UNIT Q,TY	SERIAL		REMARKS							
				(A)	(B)	N	P	D	(A)	(B)	(C)	(D)	REMARK
000A	38521-60670	VALVE ASSY,CONTROL	1	1	-								
21A	53101-02630	RING,O	1	1	-								
22A	41530-76050	PLUG	1	1	-								
23A	38510-71420	VALVE	2	1	-								
24A	53101-00490	PLUG	1	1	-				Y01				
25A	41530-76070	PLUG	1	1	-					Y02			
26A	53101-00060	PLUG	2	1	-						Y03		
27A	53101-01840	PLUG	1	1	-							Y04	
28A	41530-76110	PLUG	1	1	-								
29A	47131-78840	RING,O	1	1	-								
30A	47131-78850	RING,O	1	1	-								
31A	38565-72490	VALVE,RELIEF	1	1	-				Y05				
32A	31053-71030	ORIFICE	1	1	-								
33A	35600-79240	SPRING	1	1	-								
34A	35570-72310	SPOOL	1	1	-								
35A	35600-79250	SPRING	2	1	-								
36A	38553-70860	VALVE,SOLENOID	1	1	-					Y06			
37A	47131-78790	RING,O	1	1	-								
38A	43956-71920	BOLT,SOCKET	1	1	-								
39A	47131-78800	RING,O	1	1	-								
40A	47131-78810	RING,O	1	1	-								
41A	41530-76120	PLUG	1	1	-								
42A	47131-78920	RING,O	1	1	-								
61A	47131-78820	RING,O	1	1	-				01				
62A	47131-78830	RING,O	1	1	-					02			
63A	47131-78840	RING,O	1	1	-						03		
64A	53101-00140	RING,O	1	1	-							04	
65A	47131-78860	RING,O	1	1	-				05				
66A	47131-78870	RING,O	1	1	-				05				
67A	47131-78880	RING,O	1	1	-				05				
68A	47131-78840	RING,O	1	1	-				05				
69A	47194-72240	RING,BACK-UP	1	1	-				05				
70A	47194-72250	RING,BACK-UP	1	1	-				05				
71A	47131-78890	RING,O	1	1	-					06			
72A	47131-78900	RING,O	1	1	-					06			
73A	47131-78910	RING,O	1	1	-					06			
74A	47131-78790	RING,O	1	1	-					06			
75A	43956-71920	BOLT,SOCKET	2	1	-					06			

# CONTROL VALVE (FOR 3-WAY PIPING)/ADD-ON



SECTION B - B



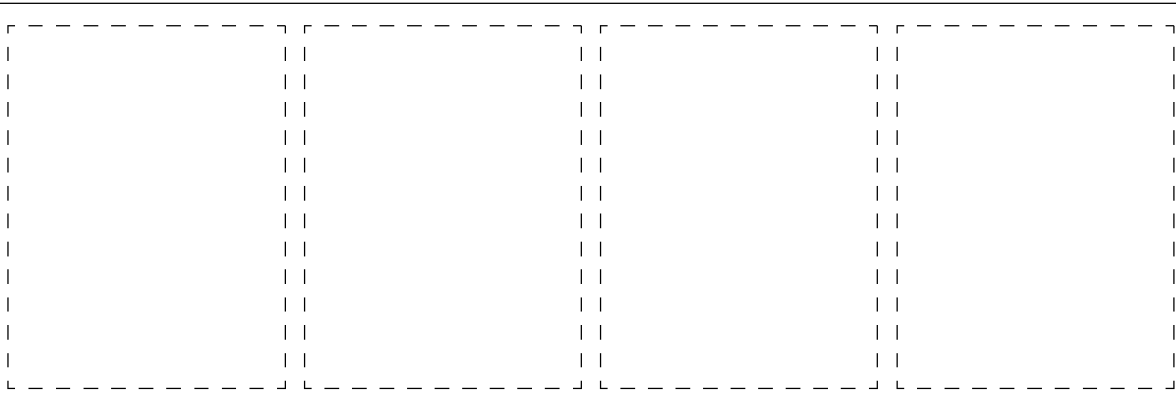
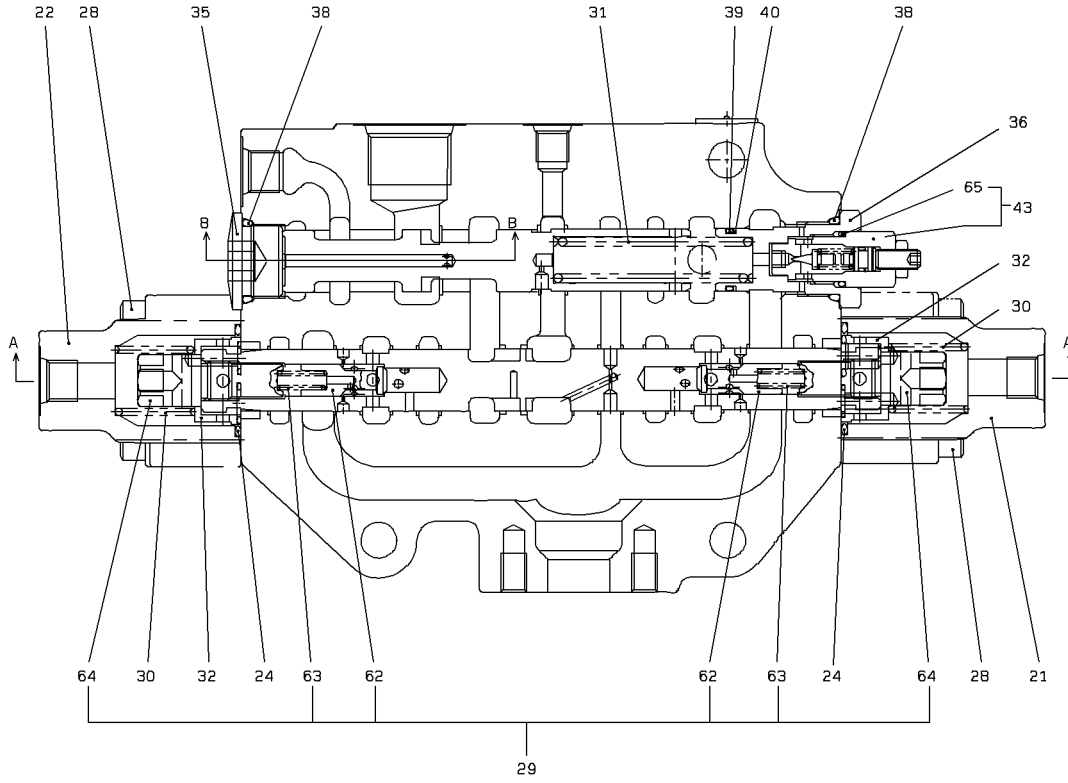
1-A

CONTROL VALVE (FOR 3-WAY PIPING)/ADD-ON

SYM-BOL	PART NUMBER	PART NAME	UNIT Q,TY	SERIAL		REMARKS						
				(A)	(B)	N	P	D	(A)	(B)	(C)	(D)
000A	38521-60690	VALVE ASSY,CONTROL	1	1	-							
21A	41530-74160	PLUG	1	1	-							
22A	41530-75780	PLUG	1	1	-							
23A	65210-12008	RING,O	1	1	-							
24A	65210-12020	RING,O	3	1	-							
25A	65210-12024	RING,O	1	1	-							
26A	65210-22030	RING,O	3	1	-							
27A	65210-22040	RING,O	1	1	-							
28A	47131-75370	RING,O	1	1	-							
29A	31200-73240	COVER	1	1	-							
30A	31200-73690	COVER	1	1	-							
31A	44074-70390	POPPET	1	1	-							
32A	35600-75300	SPRING	1	1	-							
33A	38565-72450	VALVE,RELIEF	2	1	-							
34A	43956-71740	BOLT,SOCKET	4	1	-							
35A	43956-71960	BOLT,SOCKET	4	1	-							
36A	35575-70540	SPOOL ASSY	1	1	-					Y01		
51A	35570-72370	SPOOL	1	1	-					01		
52A	35600-78870	SPRING	1	1	-					01		
53A	35600-78880	SPRING	1	1	-					01		
54A	33930-70690	SEAT,SPRING	2	1	-					01		
55A	43900-73540	BOLT	1	1	-					01		
56A	35440-70610	STOPPER	1	1	-					01		

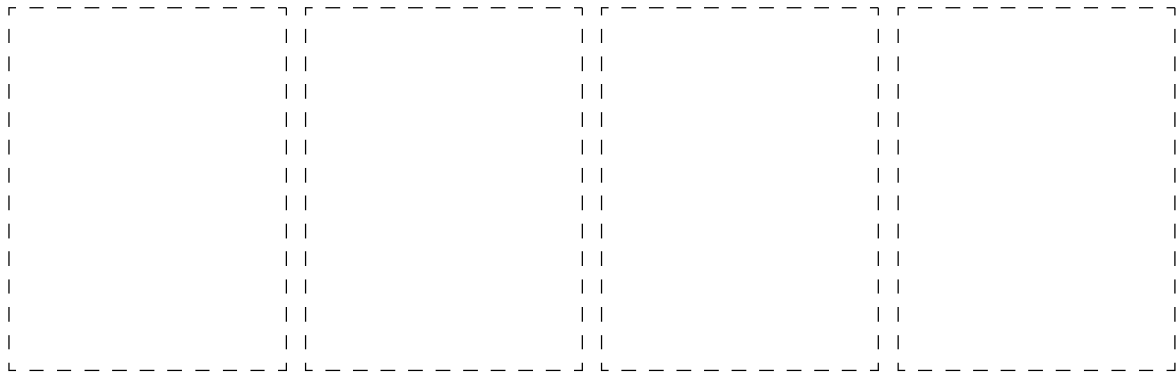
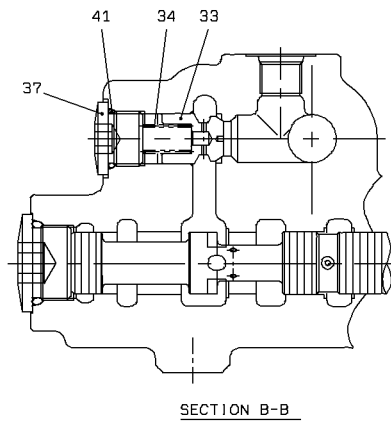
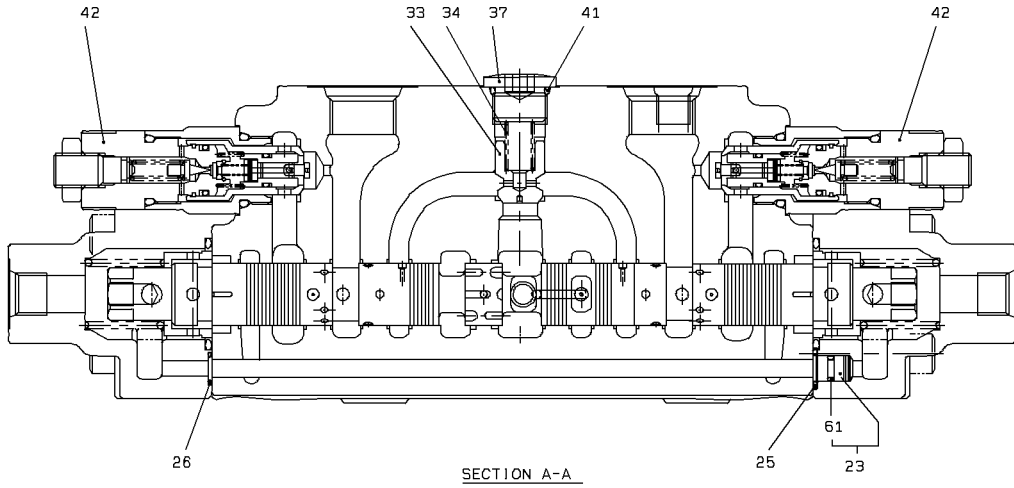
# STEERING VALVE

< S/N 0101 - 0101 > ... JPN  
< S/N 5001 - 5004 > ... USA  
< S/N 9001 - 9003 > ... EU



# STEERING VALVE

< S/N 0101 - 0101 > ... JPN  
< S/N 5001 - 5004 > ... USA  
< S/N 9001 - 9003 > ... EU



## STEERING VALVE

SYM-BOL	PART NUMBER	PART NAME	UNIT Q,TY	SERIAL		REMARKS							
				(A)	(B)	N	P	D	(A)	(B)	(C)	(D)	REMARK
000A	38523-61190	VALVE ASSY,STEERIN	1	1	130531								
21A	31200-72960	COVER	1	1	130531								
22A	31200-72970	COVER	1	1	130531								
23A	31053-71020	ORIFICE	1	1	130531				Y01				
24A	65210-22040	RING,O	2	1	130531								
25A	65210-12011	RING,O	2	1	130531								
26A	65210-12010	RING,O	2	1	130531								
28A	43956-71730	BOLT,SOCKET	4	1	130531								
29A	35575-70560	SPOOL ASSY	1	1	130531						Y03		
30A	35600-75730	SPRING	2	1	130531								
31A	35600-75860	SPRING	1	1	130531								
32A	33930-70750	SEAT,SPRING	2	1	130531								
33A	44074-70720	POPPET	2	1	130531								
34A	35600-78730	SPRING	2	1	130531								
35A	41530-74530	PLUG	1	1	130531								
36A	41530-75930	PLUG	1	1	130531								
37A	41530-75550	PLUG	2	1	130531								
38A	65210-12028	RING,O	2	1	130531								
39A	65210-12021	RING,O	1	1	130531								
40A	65240-21021	RING,BACK-UP	1	1	130531								
41A	65210-12020	RING,O	2	1	130531								
42A	38565-72430	VALVE,RELIEF	2	1	130531								
43A	38565-71470	VALVE,RELIEF	1	1	130531						Y02		
61A	65210-12007	RING,O	1	1	130531				01				
62A	44074-70440	POPPET	2	1	130531							03	
63A	35600-75740	SPRING	2	1	130531							03	
64A	41530-74310	PLUG	2	1	130531							03	
65A	65210-12018	RING,O	1	1	130531					02			

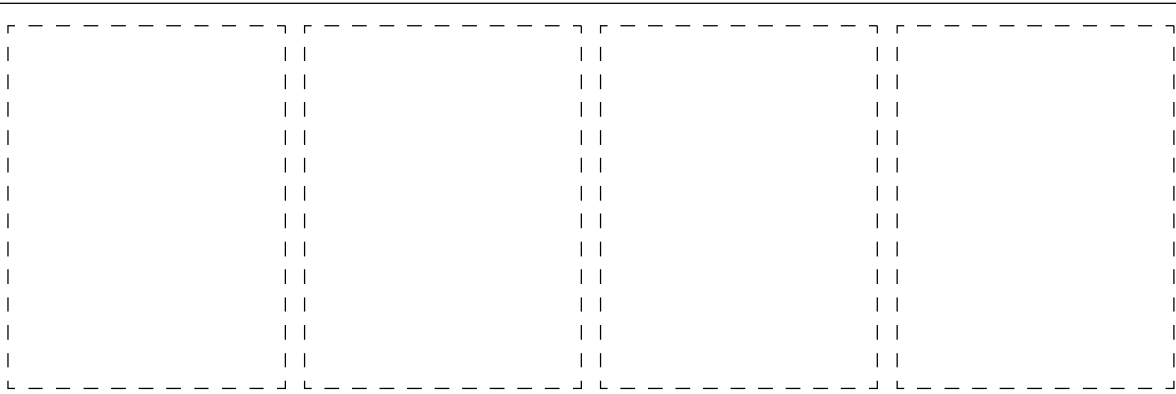
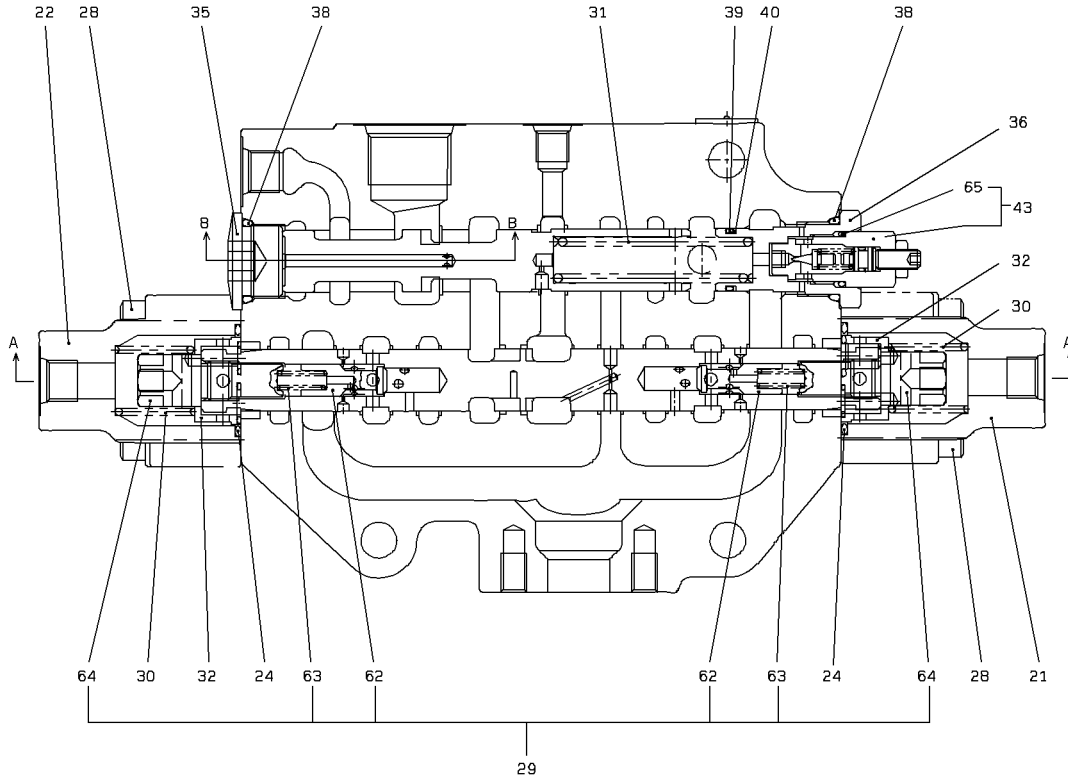
---

MEMO

---

# STEERING VALVE

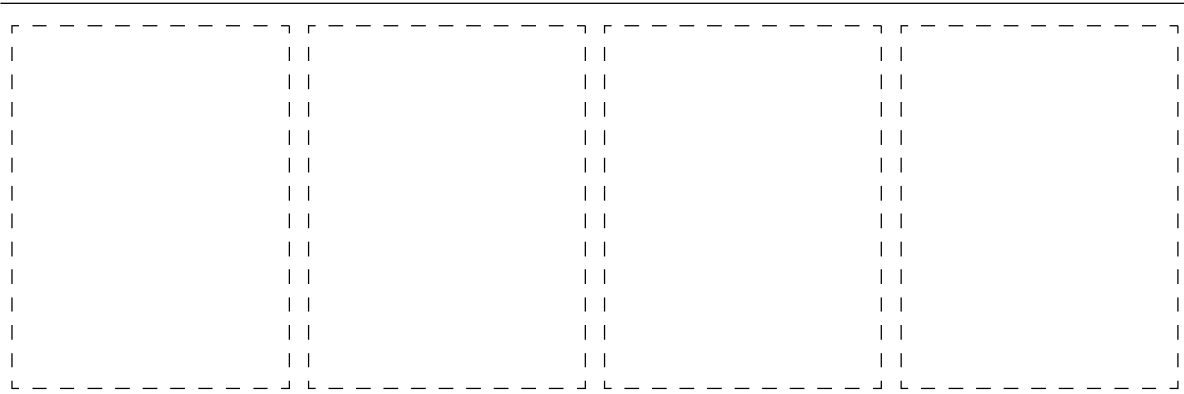
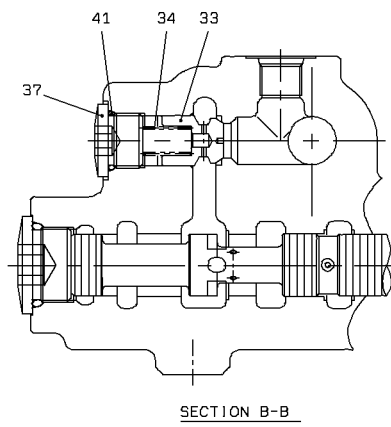
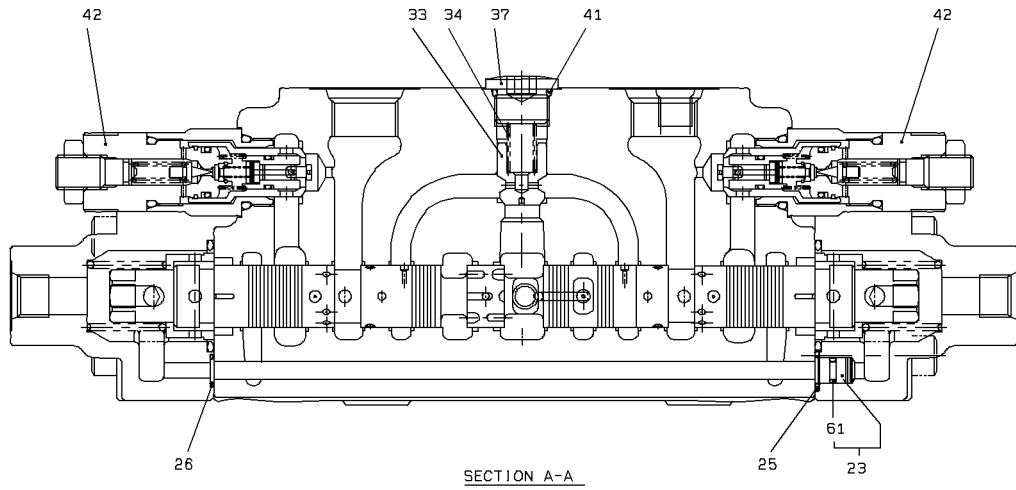
< S/N 0102 - > ... JPN  
< S/N 5005 - > ... USA  
< S/N 9004 - > ... EU



t-A

# STEERING VALVE

< S/N 0102 - > ... JPN  
< S/N 5005 - > ... USA  
< S/N 9004 - > ... EU



## STEERING VALVE

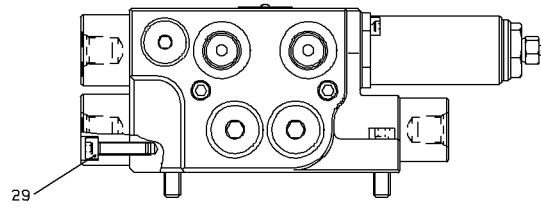
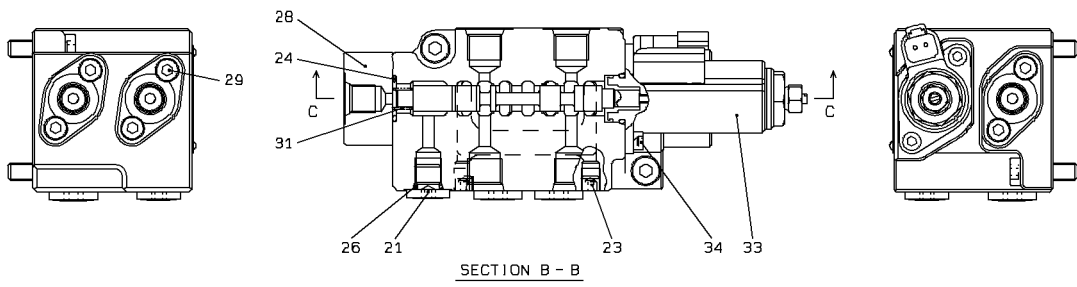
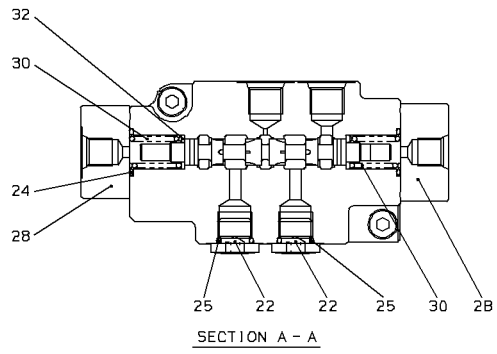
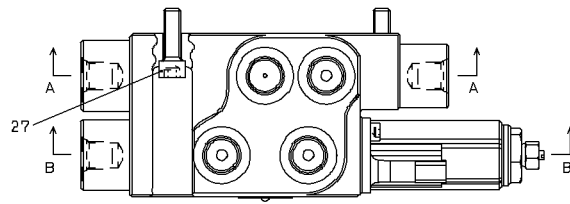
SYM-BOL	PART NUMBER	PART NAME	UNIT Q,TY	SERIAL (A) - (B)	REMARKS						
					N	P	D	(A)	(B)	(C)	(D)
000A	38523-61240	VALVE ASSY,STEERIN	1	130601 -							
21A	31200-72960	COVER	1	130601 -							
22A	31200-72970	COVER	1	130601 -							
23A	31053-71020	ORIFICE	1	130601 -				Y01			
24A	65210-22040	RING,O	2	130601 -							
25A	65210-12011	RING,O	2	130601 -							
26A	65210-12010	RING,O	2	130601 -							
28A	43956-71730	BOLT,SOCKET	4	130601 -							
29A	35575-70670	SPOOL ASSY	1	130601 -					Y03		
30A	35600-75730	SPRING	2	130601 -							
31A	35600-75860	SPRING	1	130601 -							
32A	33930-70750	SEAT,SPRING	2	130601 -							
33A	44074-70720	POPPET	2	130601 -							
34A	35600-78730	SPRING	2	130601 -							
35A	41530-74530	PLUG	1	130601 -							
36A	41530-75930	PLUG	1	130601 -							
37A	41530-75550	PLUG	2	130601 -							
38A	65210-12028	RING,O	2	130601 -							
39A	65210-12021	RING,O	1	130601 -							
40A	65240-21021	RING,BACK-UP	1	130601 -							
41A	65210-12020	RING,O	2	130601 -							
42A	38565-72430	VALVE,RELIEF	2	130601 -							
43A	38565-71470	VALVE,RELIEF	1	130601 -					Y02		
61A	65210-12007	RING,O	1	130601 -				01			
62A	44074-70440	POPPET	2	130601 -						03	
63A	35600-75740	SPRING	2	130601 -						03	
64A	41530-74310	PLUG	2	130601 -						03	
65A	65210-12018	RING,O	1	130601 -					02		

---

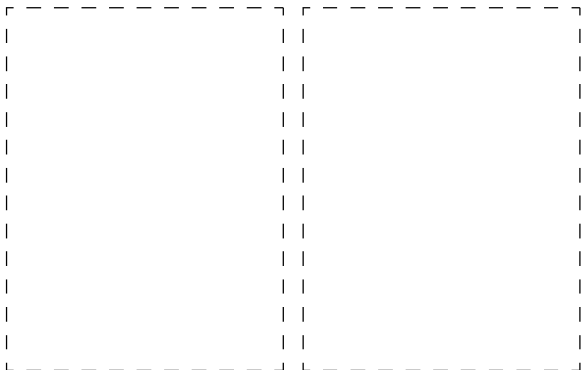
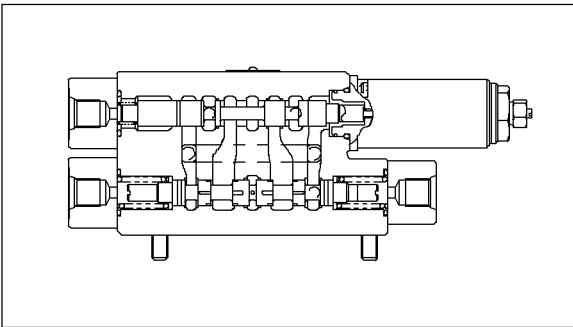
MEMO

---

# CONTROL VALVE (FOR STICK STEERING)



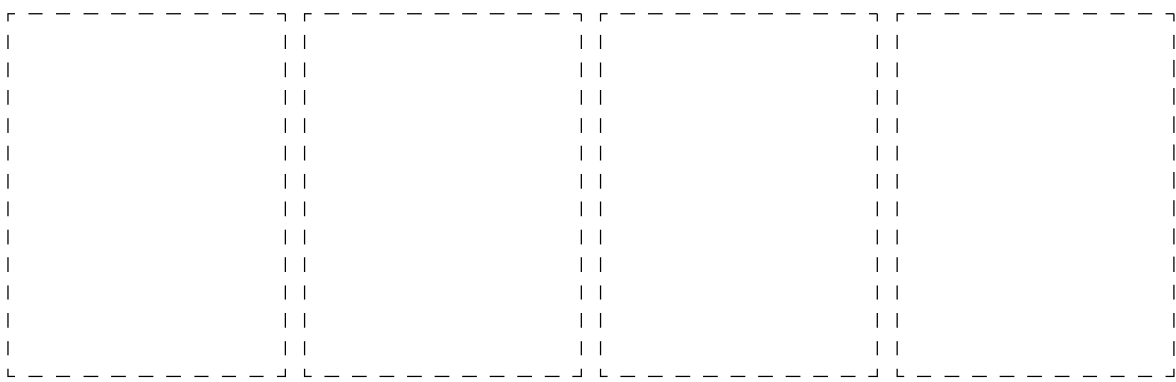
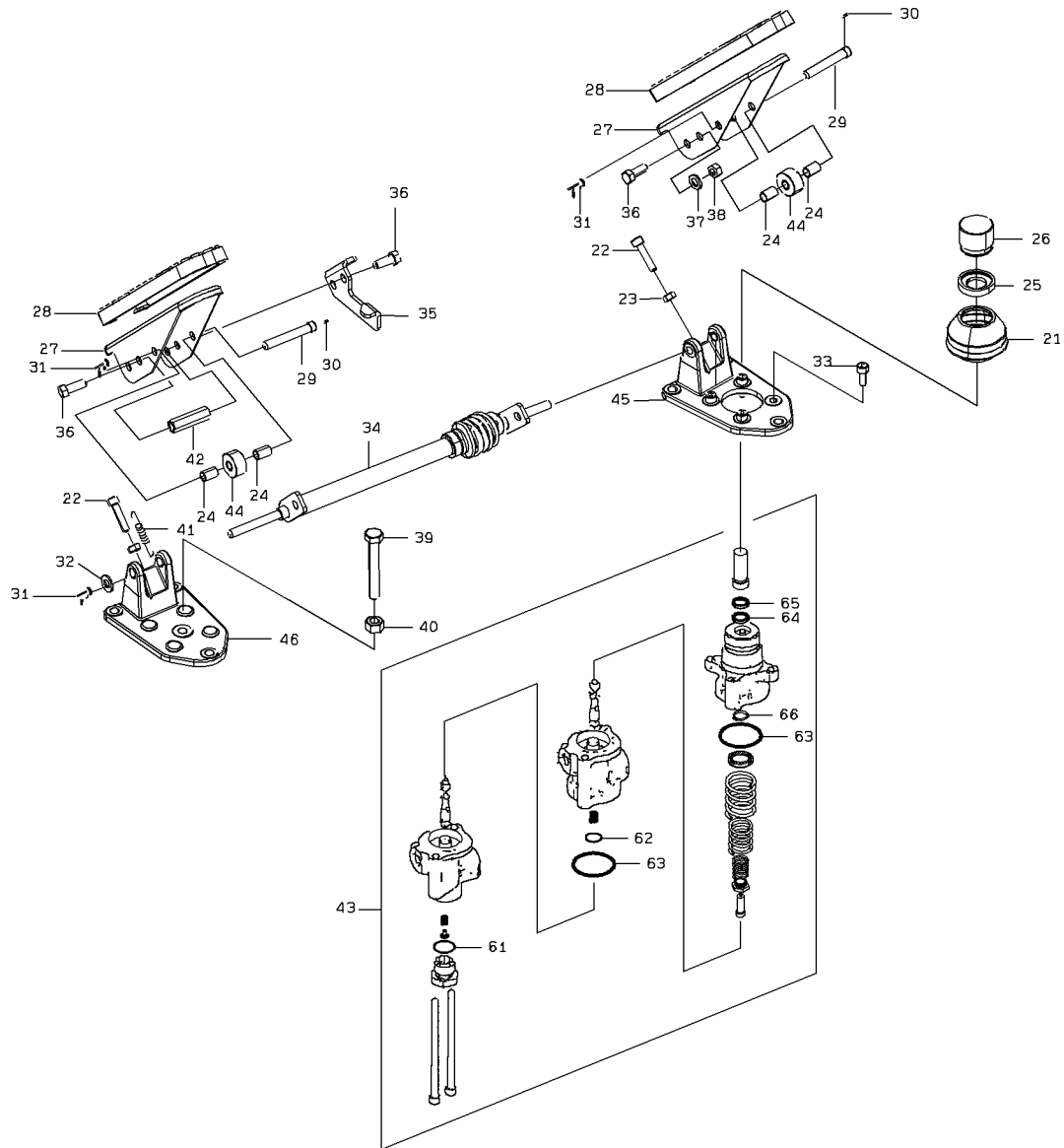
SECTION C - C



### CONTOROL VALVE (FOR STICK STEERING)

SYM-BOL	PART NUMBER	PART NAME	UNIT Q, TY	SERIAL		REMARKS						
				(A)	(B)	N	P	D	(A)	(B)	(C)	(D)
000A	38511-60470	VALVE ASSY	1	1	-							
21A	41530-72790	PLUG	1	1	-							
22A	41530-73570	PLUG	2	1	-							
23A	41530-71750	PLUG	2	1	-							
24A	65210-12018	RING,O	3	1	-							
25A	65210-12014	RING,O	2	1	-							
26A	65210-12011	RING,O	1	1	-							
27A	61103-08025	BOLT,SOCKET	2	1	-							
28A	31210-70430	COVER	3	1	-							
29A	61103-06025	BOLT,SOCKET	6	1	-							
30A	35600-79040	SPRING	2	1	-							
31A	35600-79050	SPRING	1	1	-							
32A	33930-71160	SEAT,SPRING	2	1	-							
33A	35910-70510	SOLENOID	1	1	-							
34A	61103-05012	BOLT,SOCKET	2	1	-							

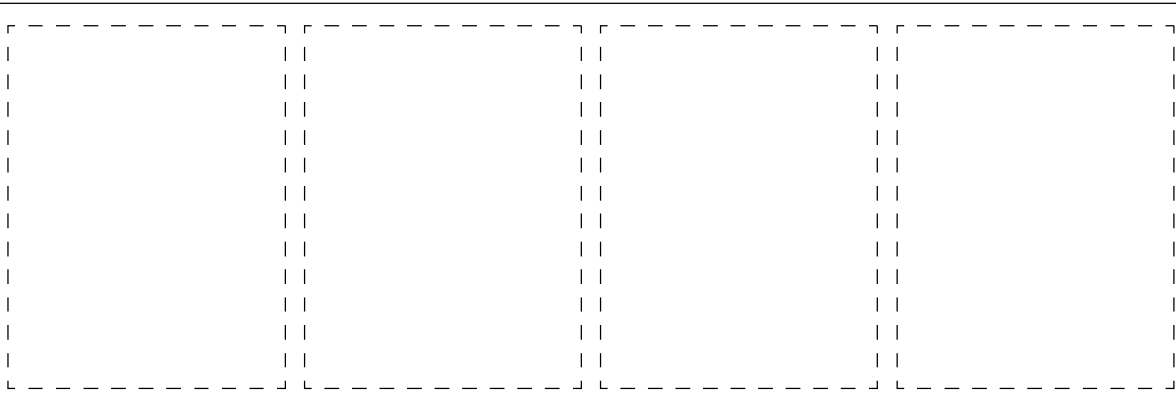

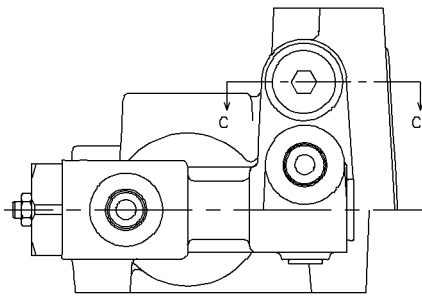
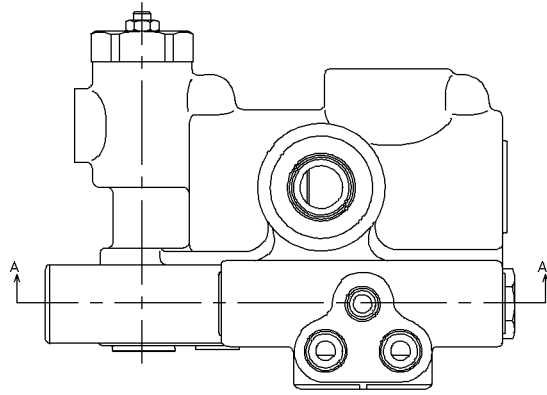
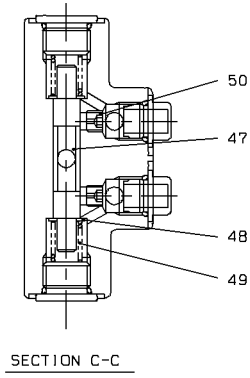
# BRAKE VALVE



BRAKE VALVE

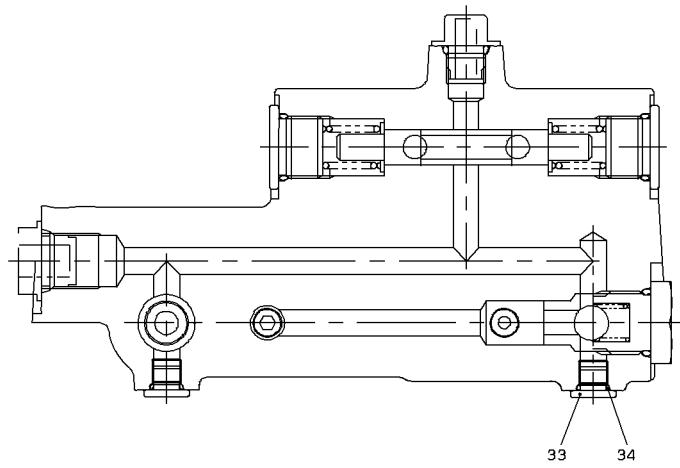
SYM-BOL	PART NUMBER	PART NAME	UNIT Q,TY	SERIAL		REMARKS						
				(A)	(B)	N	P	D	(A)	(B)	(C)	(D)
000A	38531-61120	VALVE ASSY,BRAKE	1	1	-							
21A	40790-70500	BOOT	1	1	-							
22A	43900-74850	BOLT	2	1	-							
23A	37600-72140	NUT	2	1	-							
24A	31701-70850	COLLAR	4	1	-							
25A	35440-70810	STOPPER	1	1	-							
26A	33700-70030	SHEET	1	1	-							
27A	43020-70090	PEDAL	2	1	-							
28A	32223-70050	COVER,PEDAL	2	1	-							
29A	40000-71310	PIN	2	1	-							
30A	40000-71320	PIN	2	1	-							
31A	40045-70130	PIN,SNAP	3	1	-							
32A	46000-70560	WASHER	1	1	-							
33A	43900-73510	BOLT	4	1	-							
34A	45871-70610	ROD ASSY	1	1	-							
35A	41645-70750	PLATE	1	1	-							
36A	43900-74770	BOLT	3	1	-							
37A	46926-70310	WASHER,LOCK	1	1	-							
38A	37600-73040	NUT	1	1	-							
39A	43900-74860	BOLT	1	1	-							
40A	37600-73070	NUT	1	1	-							
41A	35600-75260	SPRING	1	1	-							
42A	37600-73120	NUT	1	1	-							
43A	38511-71760	VALVE ASSY	1	1	-				Y01			
44A	45810-70030	ROLLER ASSY	2	1	-							
45A	40910-70230	BRACKET ASSY	1	1	-							
46A	40910-70240	BRACKET ASSY	1	1	-							
61A	47131-78060	RING,O	1	1	-				01			
62A	47131-78070	RING,O	1	1	-				01			
63A	47131-78080	RING,O	2	1	-				01			
64A	39600-74110	PACKING	1	1	-				01			
65A	35110-70070	SCRAPER	1	1	-				01			
66A	45311-71770	RING,SNAP	1	1	-				01			

# UNLOADER VALVE

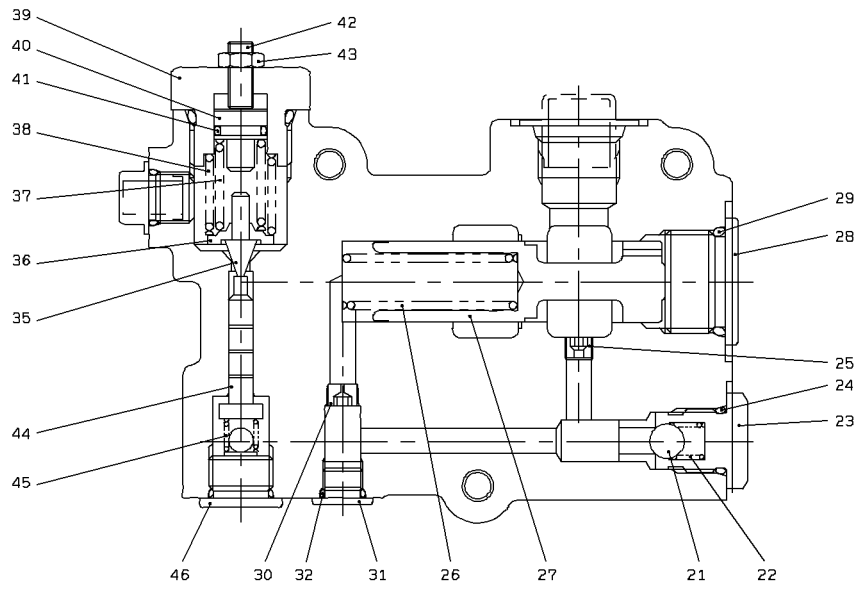


t-A

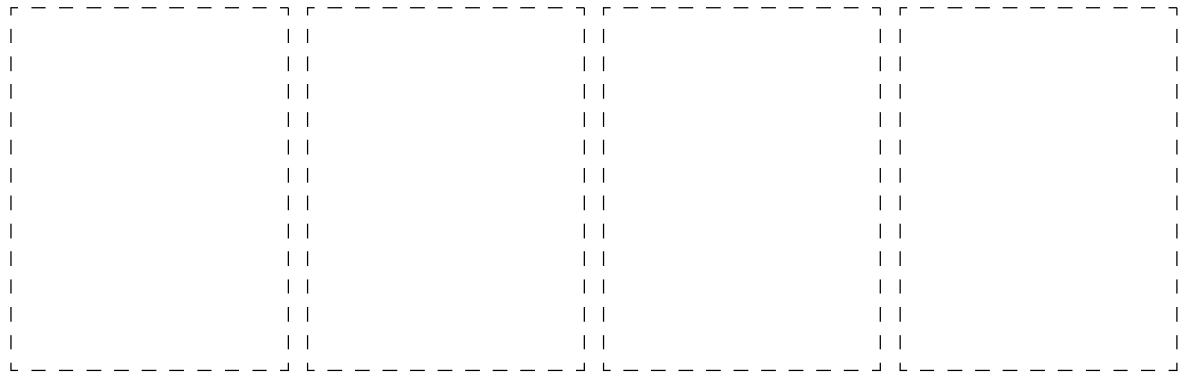
# UNLOADER VALVE



SECTION A-A



SECTION B-B



### UNLOADER VALVE

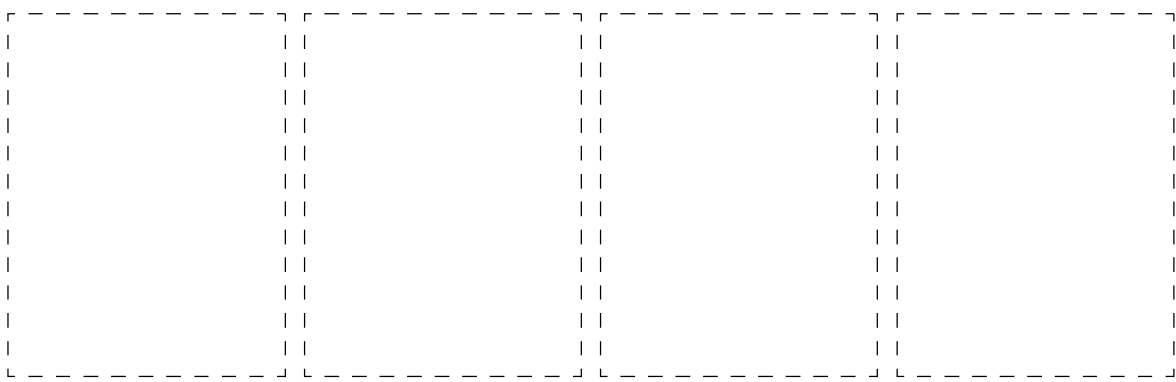
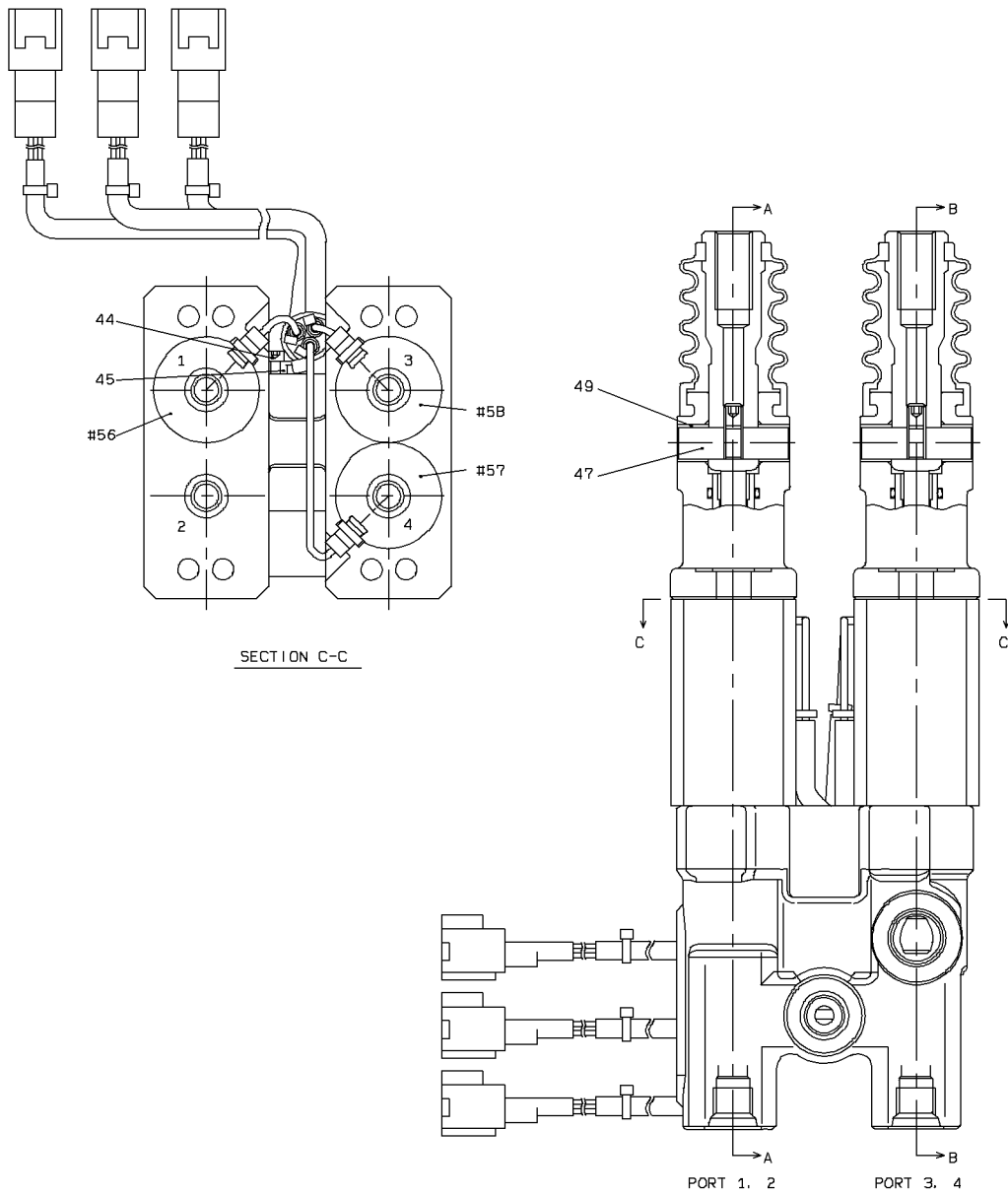
SYM-BOL	PART NUMBER	PART NAME	UNIT Q,TY	SERIAL		REMARKS						
				(A)	(B)	N	P	D	(A)	(B)	(C)	(D)
000A	38543-60360	VALVE,UNLOADER	1	1	-							
21A	43751-70290	BALL	1	1	-							
22A	35600-73830	SPRING	1	1	-							
23A	41530-72750	PLUG	1	1	-							
24A	47131-77400	RING,O	4	1	-							
25A	31053-70200	ORIFICE	1	1	-							
26A	35600-78090	SPRING	1	1	-							
27A	35570-71920	SPOOL	1	1	-							
28A	41530-73910	PLUG	2	1	-							
29A	47131-77390	RING,O	2	1	-							
30A	31053-70700	ORIFICE	1	1	-							
31A	41530-73920	PLUG	1	1	-							
32A	47131-73360	RING,O	1	1	-							
33A	41530-75610	PLUG	2	1	-							
34A	47131-77830	RING,O	2	1	-							
35A	38560-70110	VALVE,PILOT	1	1	-							
36A	33930-70600	SEAT,SPRING	1	1	-							
37A	35600-78100	SPRING	1	1	-							
38A	35600-78830	SPRING	1	1	-							
39A	41530-75480	PLUG	1	1	-							
40A	33920-70200	SEAT	1	1	-							
41A	47131-77410	RING,O	1	1	-							
42A	35100-72340	SCREW	1	1	-							
43A	37600-72770	NUT	1	1	-							
44A	41585-70400	PLUNGER	1	1	-							
45A	35600-74850	SPRING	1	1	-							
46A	41530-71180	PLUG	3	1	-							
47A	35570-72210	SPOOL	1	1	-							
48A	46000-70920	WASHER	2	1	-							
49A	35600-79080	SPRING	2	1	-							
50A	31053-70080	ORIFICE	2	1	-							

---

MEMO

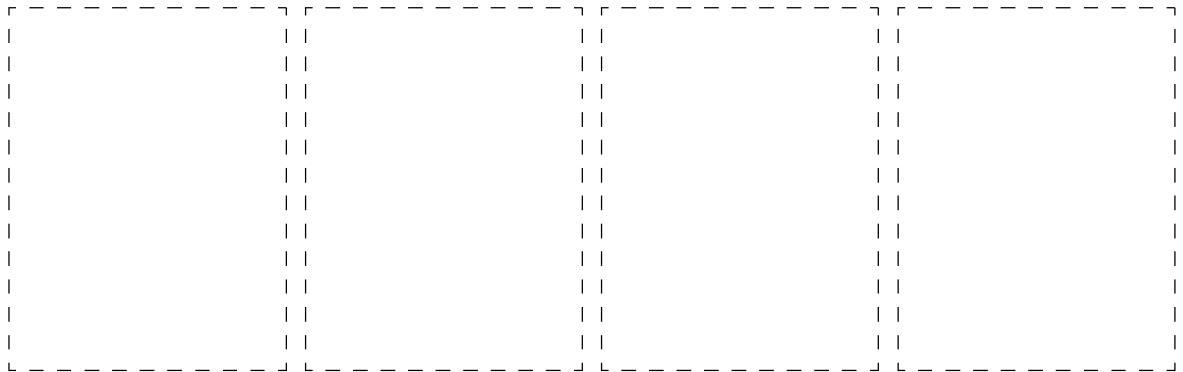
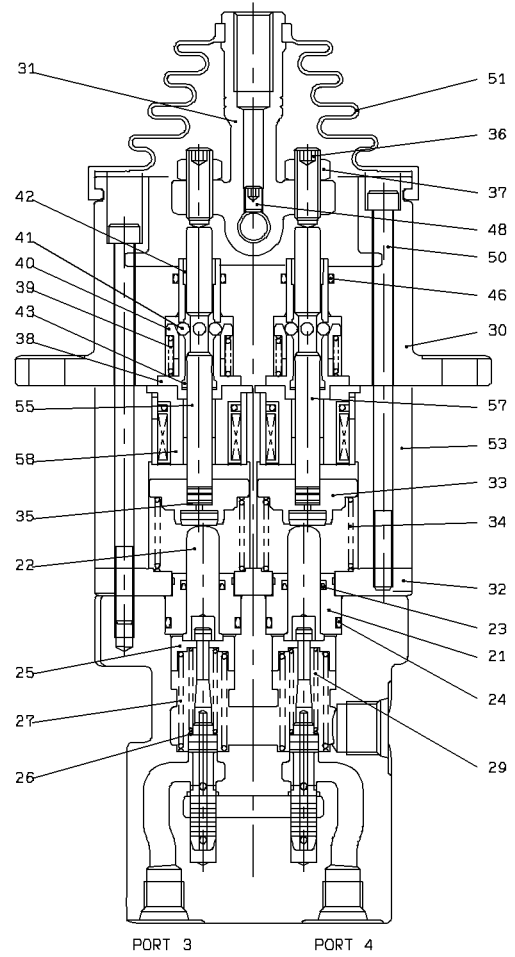
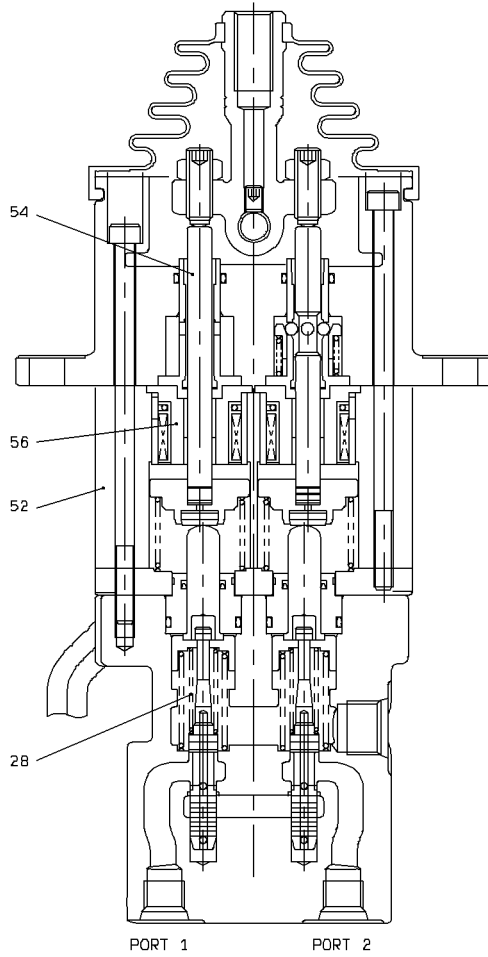
---

# PILOT VALVE



t-A

# PILOT VALVE



## PILOT VALVE

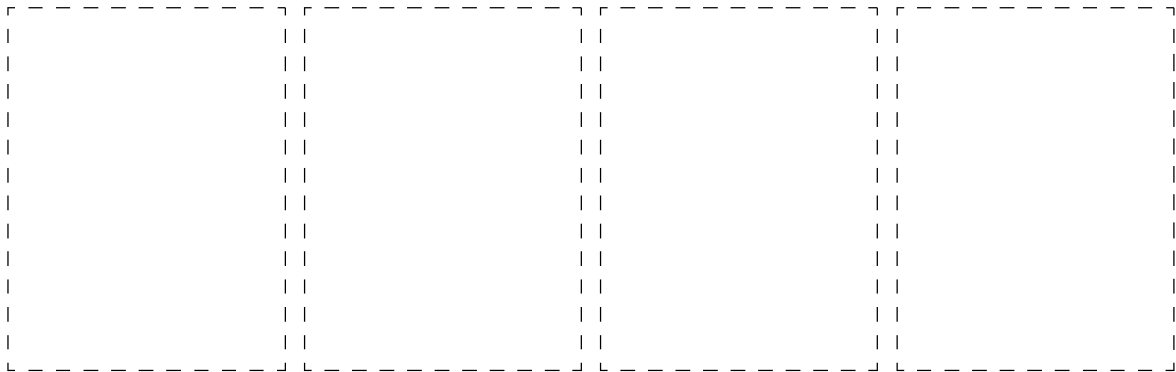
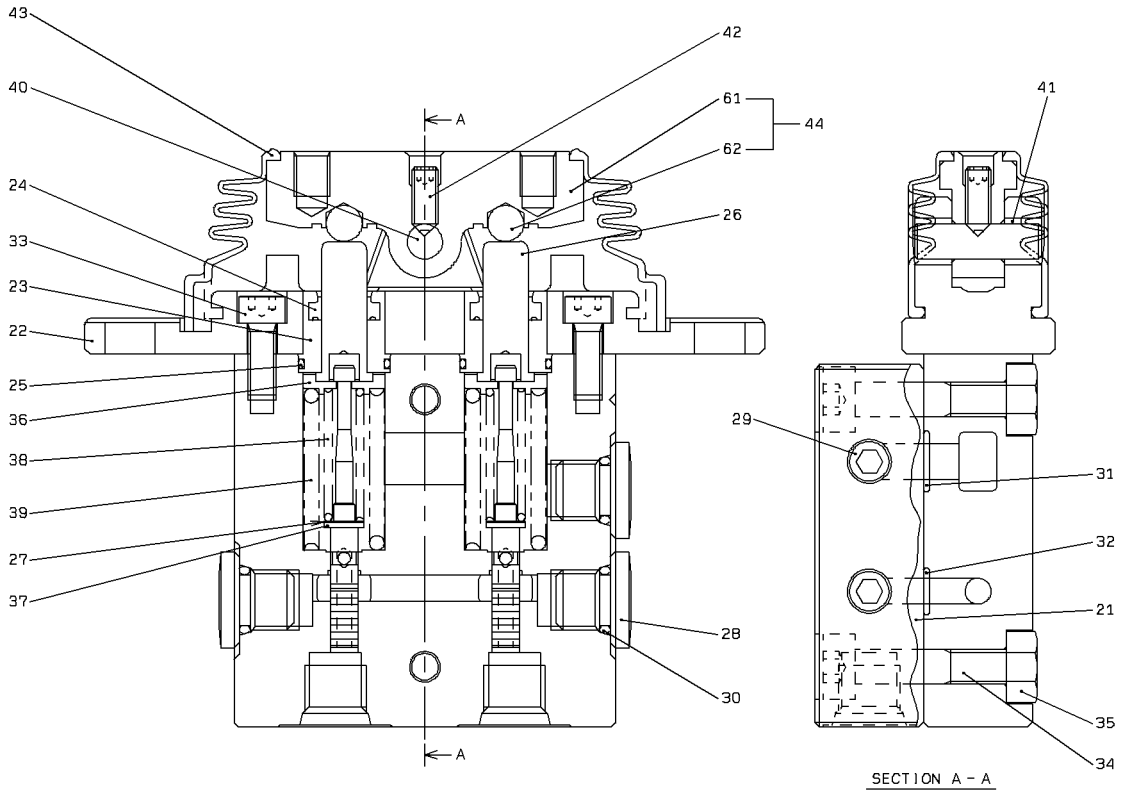
SYM-BOL	PART NUMBER	PART NAME	UNIT Q,TY	SERIAL (A) - (B)	REMARKS						
					N	P	D	(A)	(B)	(C)	(D)
000A	38560-60870	VALVE,PILOT	1	1 -							
21A	41530-75260	PLUG	4	1 -							
22A	45887-70430	ROD,PUSH	4	1 -							PORT 3
23A	34000-71020	SEAL	4	1 -							
24A	65210-12020	RING,O	4	1 -							
25A	33930-71150	SEAT,SPRING	2	1 -							
26A	46000-71780	WASHER	4	1 -							
27A	35600-77510	SPRING	4	1 -							PORT 2,4
28A	35600-78690	SPRING	3	1 -							
29A	35600-78700	SPRING	1	1 -							
30A	31210-70320	COVER	2	1 -							
31A	45600-70480	LEVER	2	1 -							
32A	41610-70010	PLATE	2	1 -							
33A	41600-71760	PLATE	4	1 -							PORT 2,4
34A	35600-76620	SPRING	4	1 -							
35A	34200-71740	SHIM	3	1 -							PORT 2,3
36A	35104-70180	SCREW,SET	4	1 -							
37A	37600-72680	NUT	4	1 -							
38A	40840-73080	BUSHING	4	1 -							
39A	35600-77550	SPRING	3	1 -							PORT 2,3
40A	45200-71570	RING	3	1 -							PORT 2,3
41A	43751-70470	BALL	12	1 -							PORT 2,3
42A	40840-72670	BUSHING	5	1 -							
43A	35110-70050	SCRAPER	4	1 -							
44A	43956-71340	BOLT,SOCKET	1	1 -							
45A	32925-70070	CLAMP,CABLE	1	1 -							
46A	65219-12012	RING,O	4	1 -							
47A	34500-70790	SHAFT	2	1 -							
48A	61131-06008	BOLT,SOCKET	2	1 -							
49A	40840-73040	BUSHING	4	1 -							
50A	43956-71350	BOLT,SOCKET	8	1 -							
51A	40790-70560	BOOT	2	1 -							
52A	33100-70890	CASE	1	1 -							PORT 1,2
53A	33100-70900	CASE	1	1 -							PORT 3,4
54A	45887-70400	ROD,PUSH	1	1 -							PORT 1,4
55A	45887-70450	ROD,PUSH	3	1 -							PORT 3
56A	35910-70470	SOLENOID	1	1 -							
57A	35910-70480	SOLENOID	1	1 -							
58A	35910-70490	SOLENOID	1	1 -							

---

MEMO

---

# PILOT VALVE (FOR 3-WAY PIPING)

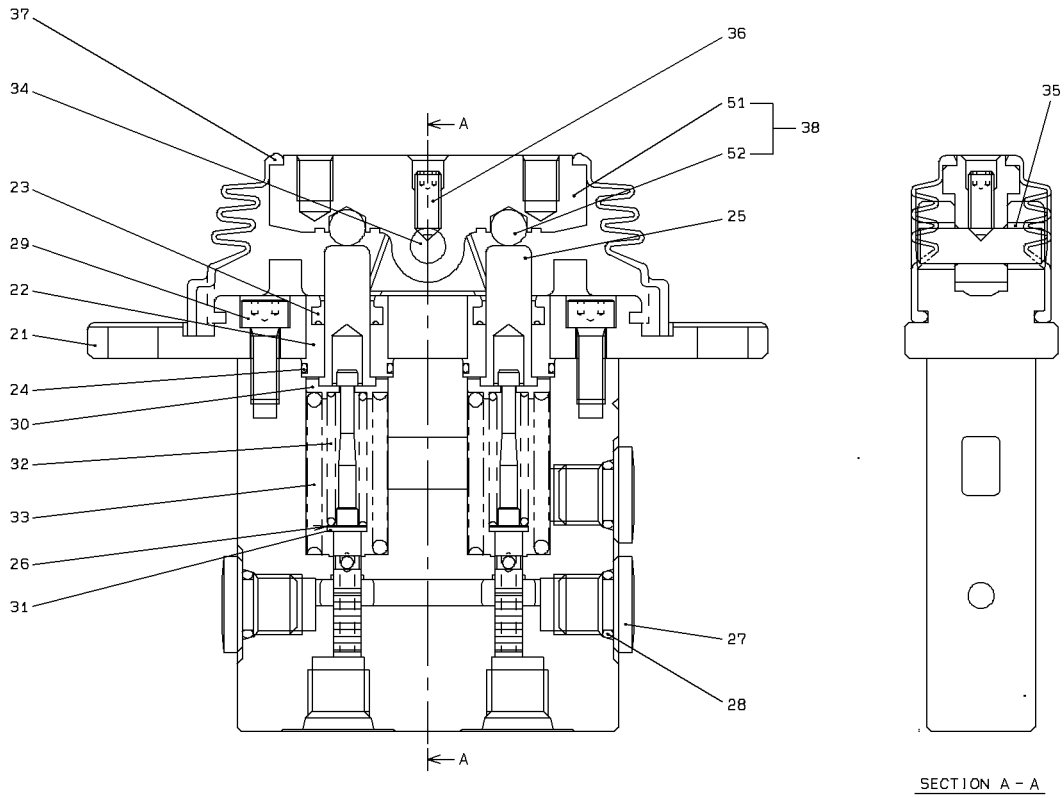


1-A

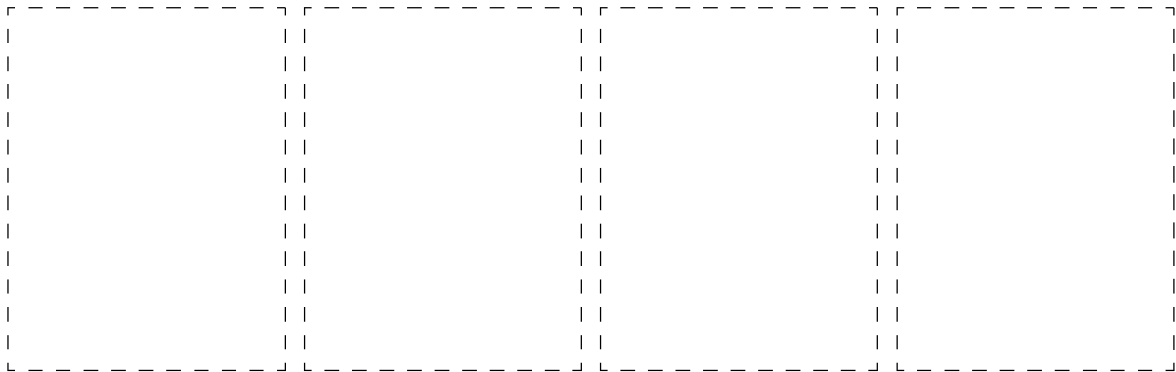
PILOT VALVE (FOR 3-WAY PIPING)

SYM-BOL	PART NUMBER	PART NAME	UNIT Q,TY	SERIAL		REMARKS						
				(A)	(B)	N	P	D	(A)	(B)	(C)	(D)
000A	38560-60640	VALVE,PILOT	1	1	-							
21A	41600-71770	PLATE	1	1	-							
22A	31205-70220	COVER	1	1	-							
23A	41530-75150	PLUG	2	1	-							
24A	39600-72960	PACKING	2	1	-							
25A	47131-76700	RING,O	2	1	-							
26A	45887-70380	ROD,PUSH	2	1	-							
27A	34200-71720	SHIM	2	1	-							
28A	41530-72790	PLUG	3	1	-							
29A	41530-73550	PLUG	2	1	-							
30A	65210-12011	RING,O	3	1	-							
31A	65210-12010	RING,O	1	1	-							
32A	65210-12008	RING,O	1	1	-							
33A	61101-06016	BOLT,SOCKET	2	1	-							
34A	61101-08040	BOLT,SOCKET	2	1	-							
35A	62401-81081	NUT	2	1	-							
36A	33930-70980	SEAT,SPRING	2	1	-							
37A	46000-71760	WASHER	2	1	-							
38A	35600-77560	SPRING	2	1	-							
39A	35600-77350	SPRING	2	1	-							
40A	31611-70040	CAMSHAFT	1	1	-							
41A	40840-72670	BUSHING	2	1	-							
42A	35104-70170	SCREW,SET	1	1	-							
43A	40790-70540	BOOT	1	1	-							
44A	31605-70010	CAM ASSY	1	1	-				Y01			
61A	31600-70020	CAM	1	1	-				01			
62A	43751-70300	BALL	2	1	-				01			

# PILOT VALVE (FOR 3-WAY PIPING)



SECTION A - A

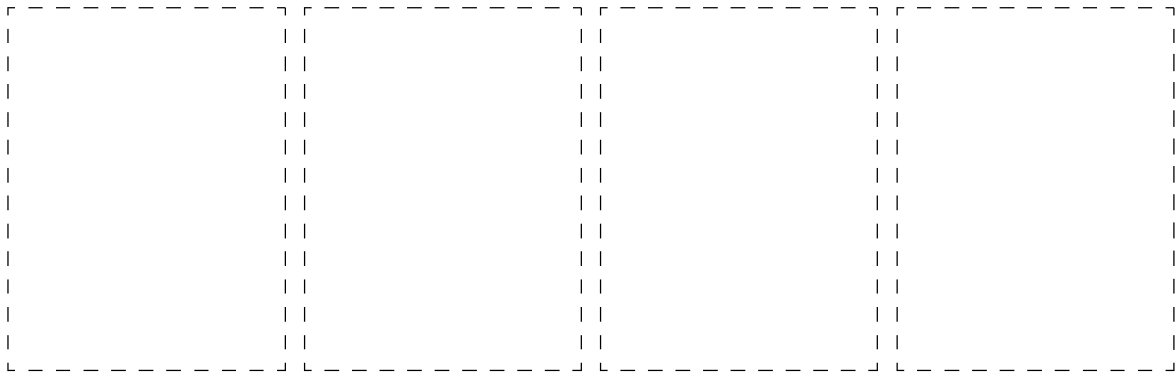
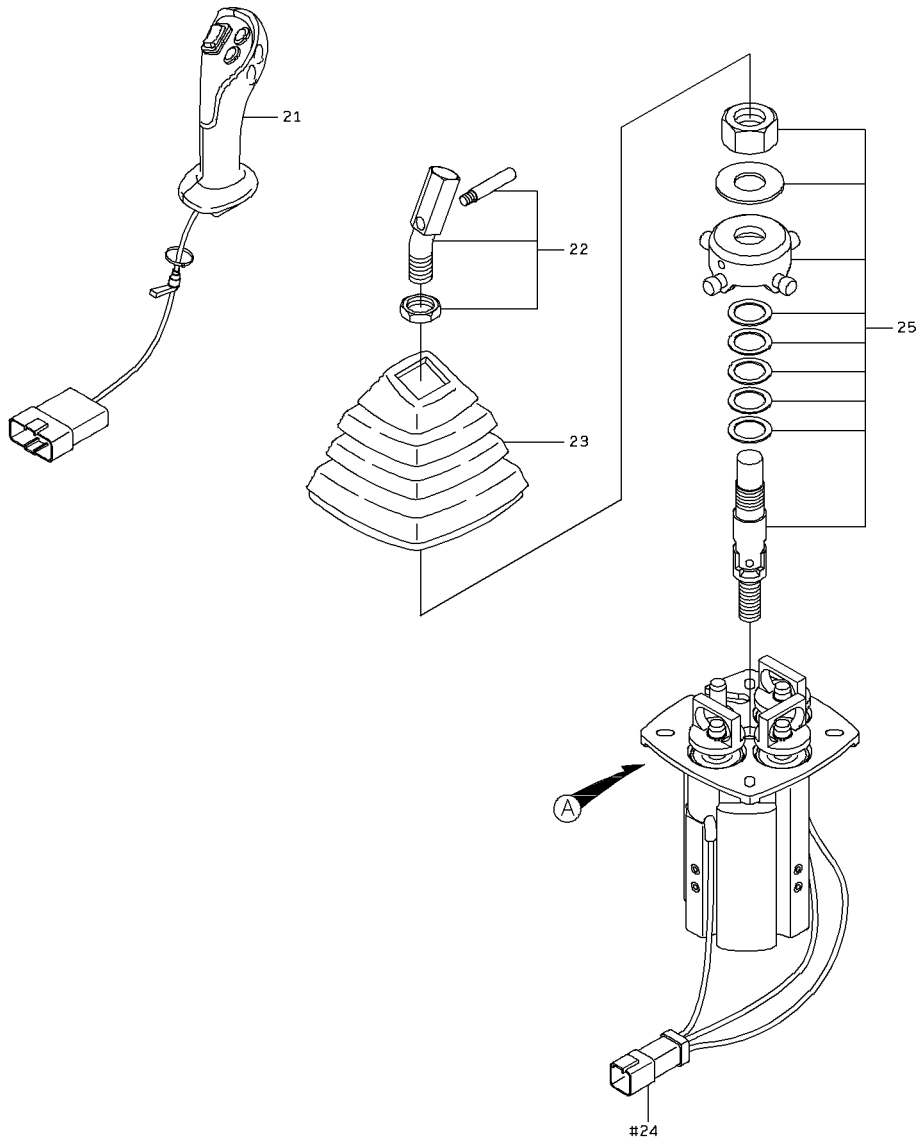


1-A


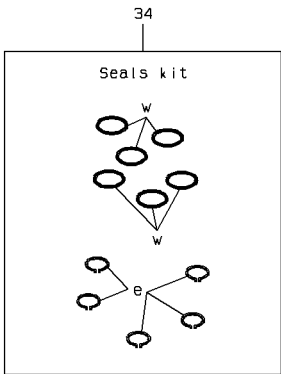
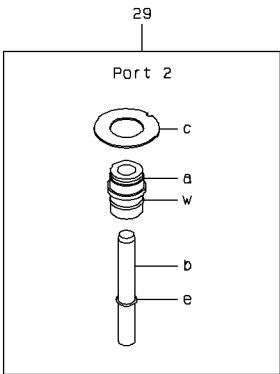
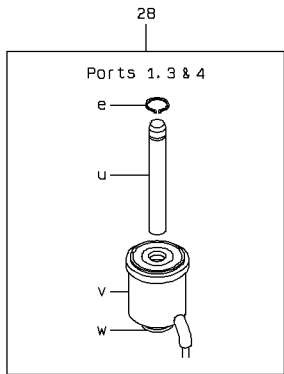
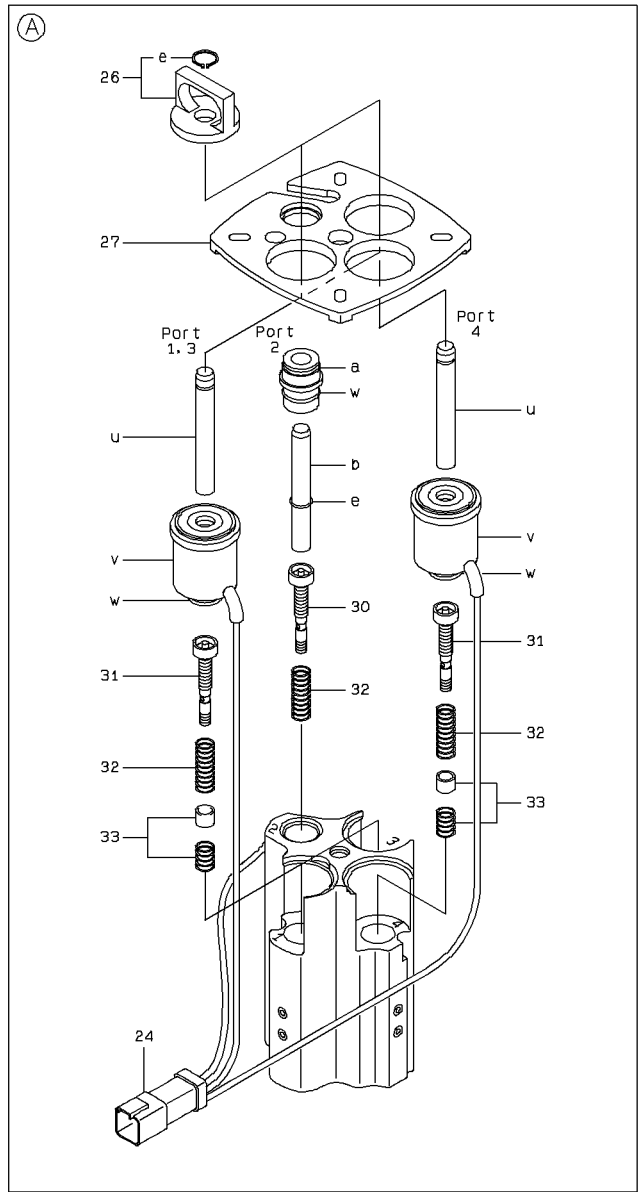
### PILOT VALVE (FOR 3-WAY PIPING)

SYM-BOL	PART NUMBER	PART NAME	UNIT Q, TY	SERIAL		REMARKS						
				(A)	(B)	N	P	D	(A)	(B)	(C)	(D)
000A	38560-60910	VALVE,PILOT	1	1	-							
21A	31205-70220	COVER	1	1	-							
22A	41530-75150	PLUG	2	1	-							
23A	39600-72960	PACKING	2	1	-							
24A	47131-76700	RING,O	2	1	-							
25A	45887-70480	ROD,PUSH	2	1	-							
26A	34200-71720	SHIM	2	1	-							
27A	41530-72790	PLUG	1	1	-							
28A	65210-12011	RING,O	1	1	-							
29A	61101-06016	BOLT,SOCKET	2	1	-							
30A	33930-70980	SEAT,SPRING	2	1	-							
31A	46000-71760	WASHER	2	1	-							
32A	35600-78910	SPRING	2	1	-							
33A	35600-77350	SPRING	2	1	-							
34A	31611-70040	CAMSHAFT	1	1	-							
35A	40840-72670	BUSHING	2	1	-							
36A	35104-70170	SCREW,SET	1	1	-							
37A	40790-70540	BOOT	1	1	-							
38A	31605-70010	CAM ASSY	1	1	-							
51A	31600-70020	CAM	1	1	-							
52A	43751-70300	BALL	2	1	-							

# PILOT VALVE (FOR SINGLE LEVER)



# PILOT VALVE (FOR SINGLE LEVER)



2-A

### PILOT VALVE (FOR SINGLE LEVER)

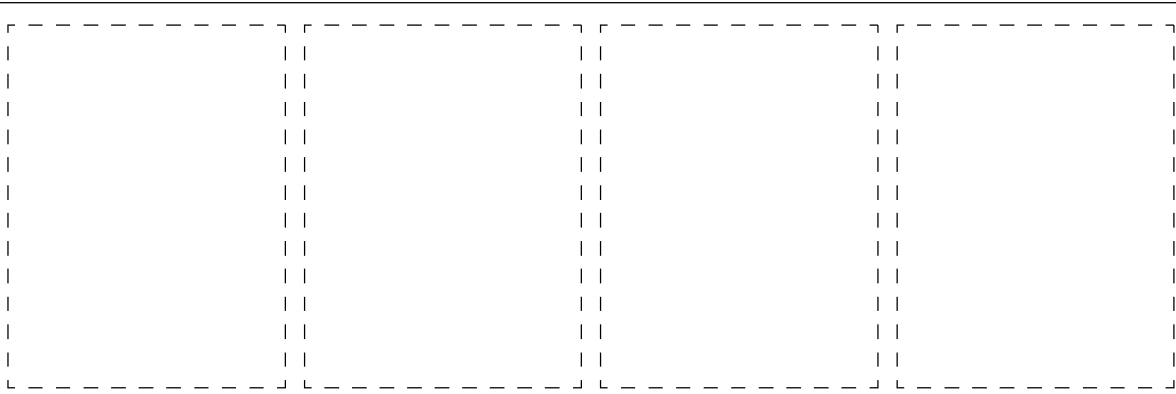
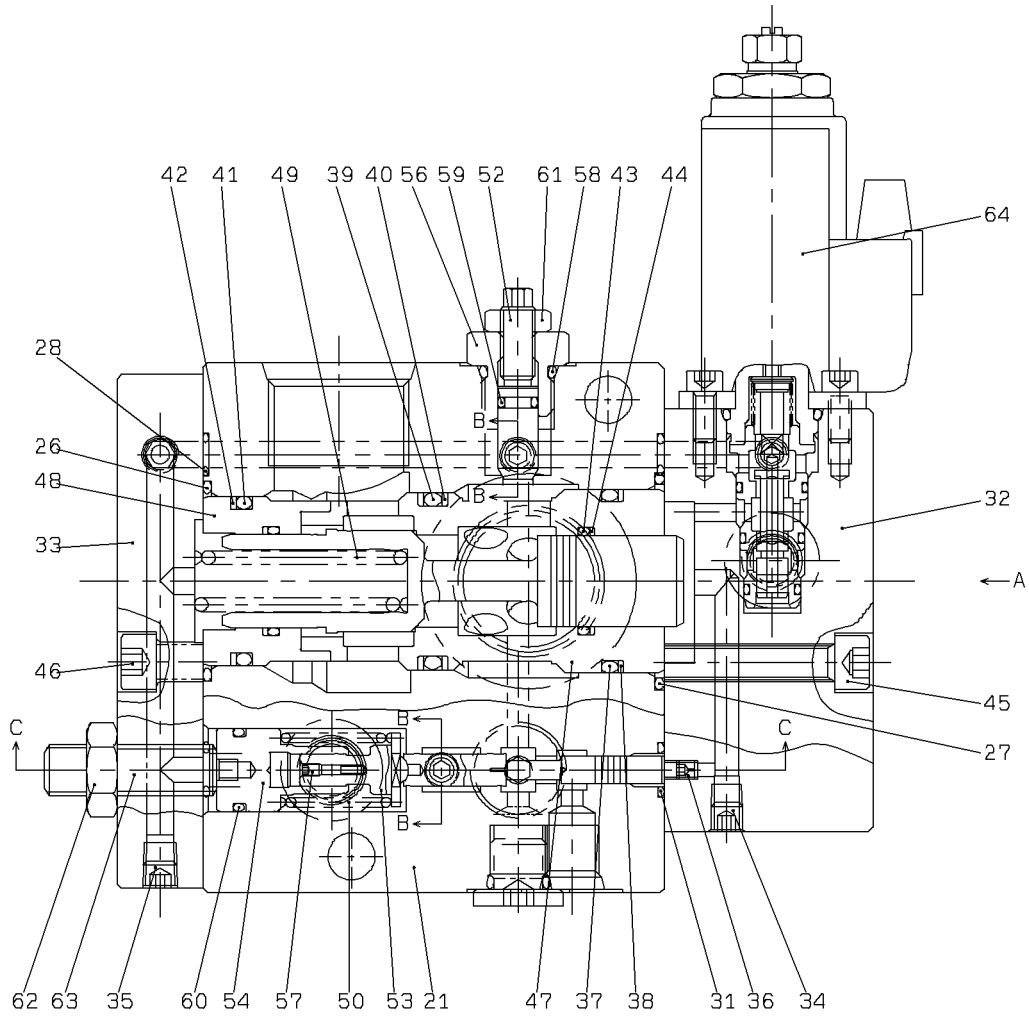
SYM-BOL	PART NUMBER	PART NAME	UNIT Q,TY	SERIAL		REMARKS						
				(A)	(B)	N	P	D	(A)	(B)	(C)	(D)
000A	38560-60840	VALVE,PILOT	1	1	-							
21A	38120-70770	HANDLE	1	1	-							
22A	45610-70090	LEVER ASSY	1	1	-							
23A	40790-70680	BOOT	1	1	-							
24A	33305-70090	CONNECTOR ASSY	1	1	-							
25A	41650-70390	PLATE ASSY	1	1	-							
26A	30010-70020	ARMATURE	3	1	-							
27A	41611-70610	PLATE	1	1	-							
28A	49431-70020	DETENT KIT	3	1	-							
29A	41580-70140	PLUNGER ASSY	1	1	-							
30A	45460-70320	REGULATOR	1	1	-							
31A	45460-70330	REGULATOR	3	1	-							
32A	35600-78760	SPRING	4	1	-							
33A	35902-70110	SOCKET ASSY	3	1	-							
34A	49327-74860	SEAL KIT	1	1	-							

---

MEMO

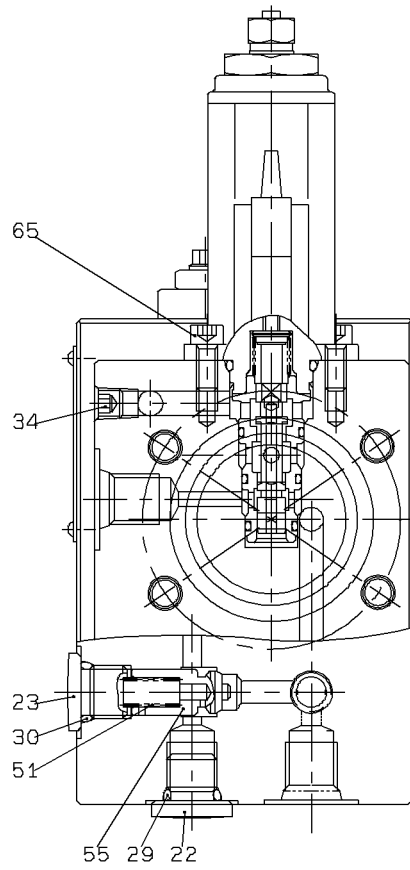
---

# VALVE (RIDE CONTROL)

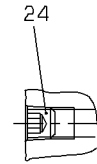


0-A

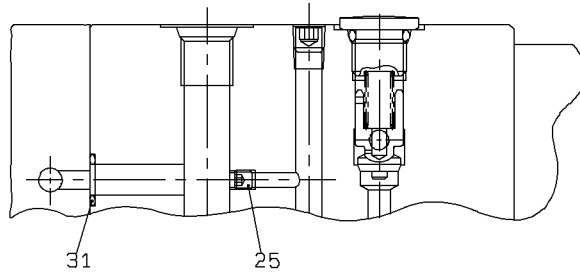
# VALVE (RIDE CONTROL)



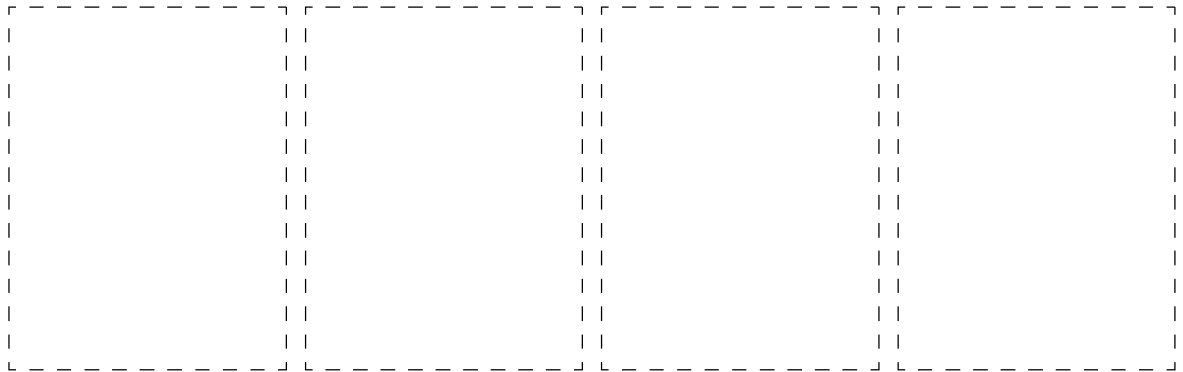
VIEW A



SECTION B-B



SECTION C-C



0-A

## VALVE (RIDE CONTROL)

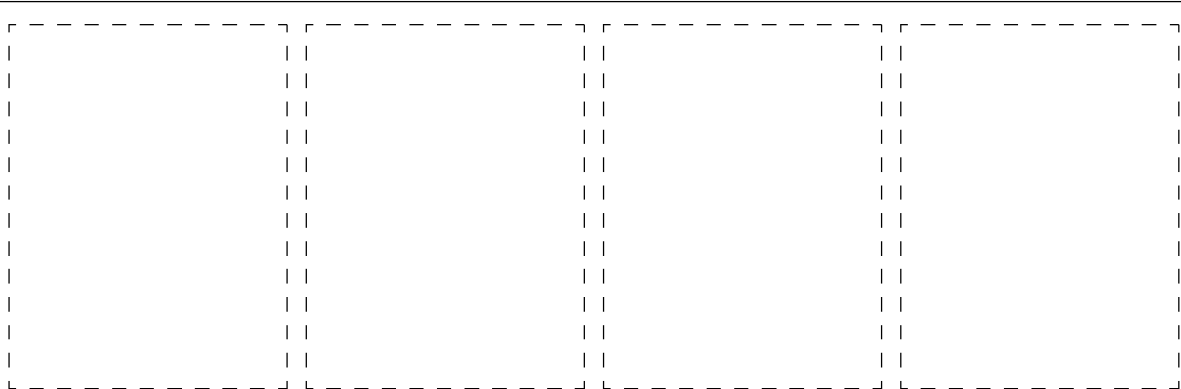
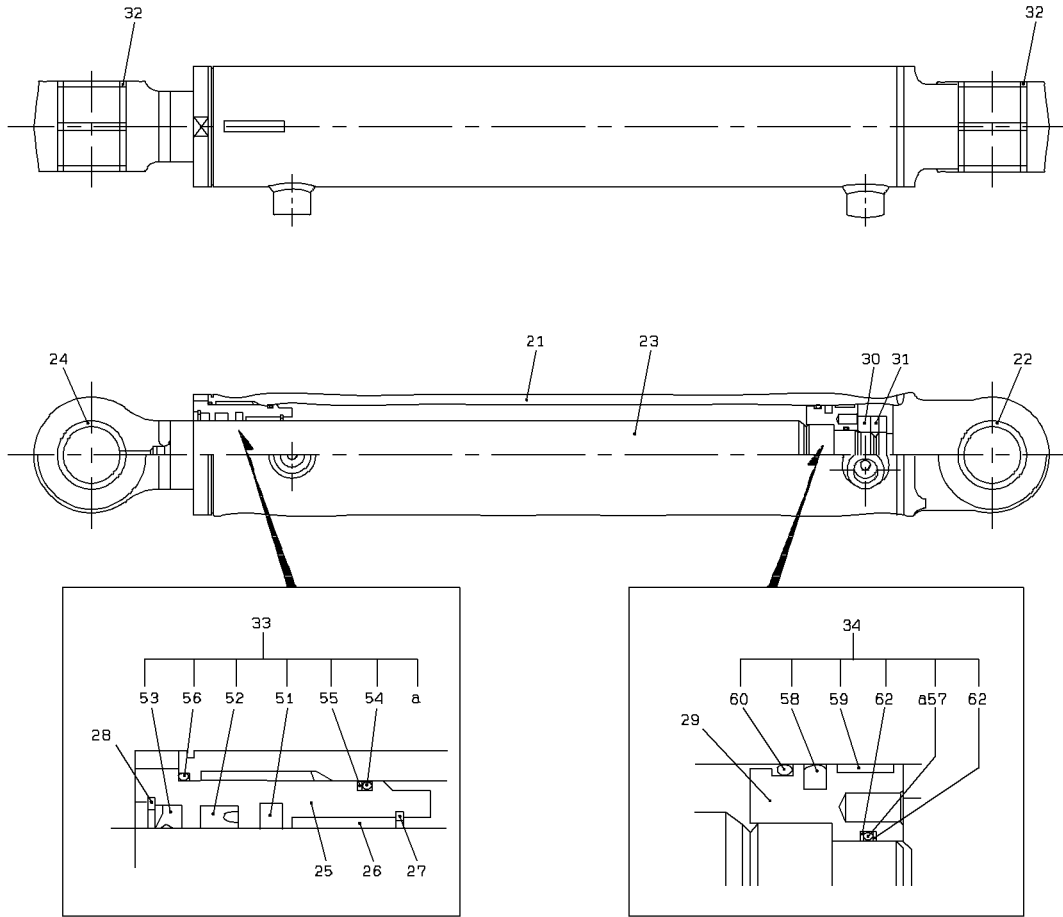
SYM-BOL	PART NUMBER	PART NAME	UNIT Q,TY	SERIAL (A) - (B)	REMARKS					
					N	P	D	(A)	(B)	(C)
000A	38511-60380	VALVE ASSY	1	1 -						
21A	33100-71290	CASE	1	1 -						
22A	41530-72790	PLUG	1	1 -						
23A	41530-76010	PLUG	1	1 -						
24A	41530-74280	PLUG	2	1 -						
25A	31053-71010	ORIFICE	1	1 -						
26A	47131-78600	RING,O	1	1 -						
27A	47131-78610	RING,O	1	1 -						
28A	65210-12007	RING,O	2	1 -						
29A	65210-12011	RING,O	1	1 -						
30A	65210-12012	RING,O	1	1 -						
31A	65210-12010	RING,O	2	1 -						
32A	31205-70270	COVER	1	1 -						
33A	31205-70280	COVER	1	1 -						
34A	41530-74280	PLUG	2	1 -						
35A	41530-74280	PLUG	2	1 -						
36A	31053-71010	ORIFICE	1	1 -						
37A	65210-12038	RING,O	1	1 -						
38A	65240-21038	RING,BACK-UP	1	1 -						
39A	65210-12036	RING,O	1	1 -						
40A	47194-72160	RING,BACK-UP	2	1 -						
41A	65210-12034	RING,O	1	1 -						
42A	47194-72170	RING,BACK-UP	1	1 -						
43A	65210-11022	RING,O	2	1 -						
44A	65240-21022	RING,BACK-UP	2	1 -						
45A	43956-71830	BOLT,SOCKET	5	1 -						
46A	43956-71740	BOLT,SOCKET	5	1 -						
47A	35750-70730	SLEEVE	1	1 -						
48A	40840-73640	BUSHING	1	1 -						
49A	35600-79210	SPRING	1	1 -						
50A	35600-79220	SPRING	1	1 -						
51A	35600-79230	SPRING	1	1 -						
52A	38510-71400	VALVE	1	1 -						
53A	33930-71180	SEAT,SPRING	1	1 -						
54A	33930-71190	SEAT,SPRING	1	1 -						
55A	41585-70460	PLUNGER	1	1 -						
56A	41530-76020	PLUG	1	1 -						
57A	31053-71000	ORIFICE	1	1 -						
58A	65210-12014	RING,O	1	1 -						
59A	65210-12006	RING,O	1	1 -						
60A	65210-12016	RING,O	1	1 -						
61A	37600-73140	NUT	1	1 -						
62A	37600-72300	NUT	1	1 -						
63A	43956-71840	BOLT,SOCKET	1	1 -						
64A	38567-70480	VALVE,REDUCING	1	1 -						
65A	43956-71700	BOLT,SOCKET	2	1 -						

---

MEMO

---

# STEERING CYLINDER

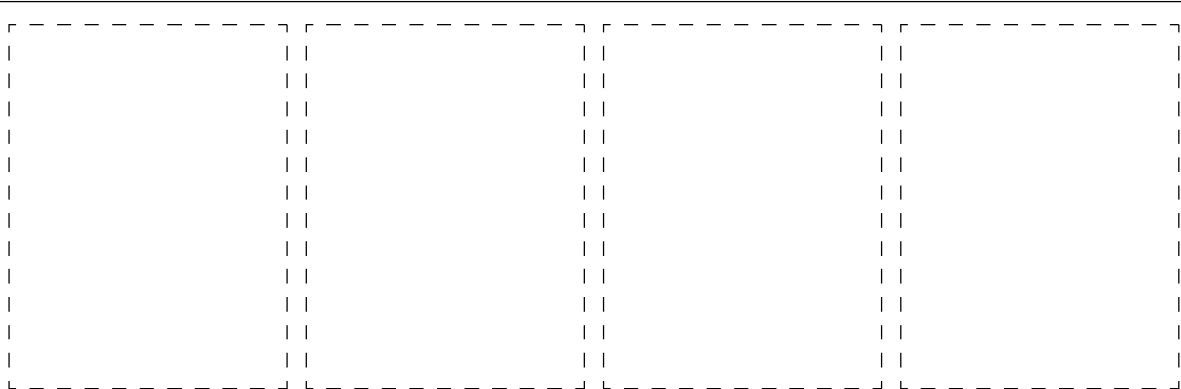
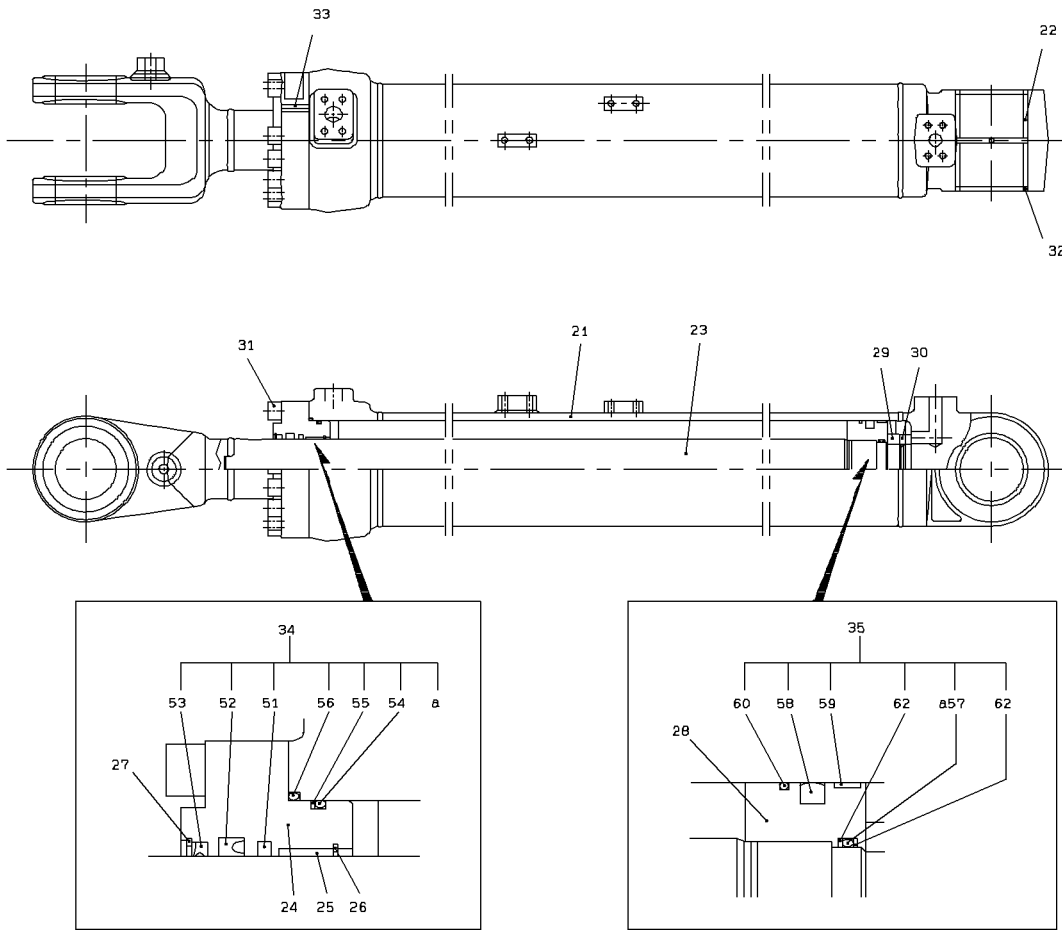


F-A

### STEERING CYLINDER

SYM-BOL	PART NUMBER	PART NAME	UNIT Q, TY	SERIAL		REMARKS						
				(A)	(B)	N	P	D	(A)	(B)	(C)	(D)
000A	34820-67230	CYLINDER ASSY,OIL	1	1	-							
21A	36725-74150	TUBE,CYLINDER	1	1	-							
22A	40840-73570	BUSHING	1	1	-							
23A	45871-70640	ROD ASSY	1	1	-							
24A	40840-73570	BUSHING	1	1	-							
25A	31289-71380	COVER,ROD	1	1	-							
26A	40840-73580	BUSHING	1	1	-							
27A	45323-70370	RING,RETAINER	1	1	-							
28A	45323-70370	RING,RETAINER	1	1	-							
29A	39960-72870	PISTON	1	1	-							
30A	37636-70380	NUT,PISTON	1	1	-							
31A	35104-70230	SCREW,SET	1	1	-							
32A	34044-71360	SEAL,DUST	4	1	-							
33A	49327-75050	SEAL KIT	1	1	-				QK1			
34A	49327-75060	SEAL KIT	1	1	-					QK2		
51A	47195-70280	RING,BUFFER	1	1	-				K1			
52A	39661-70610	PACKING,U	1	1	-				K1			
53A	47181-70190	RING,WIPER	1	1	-				K1			
54A	47131-78460	RING,O	1	1	-				K1			
55A	47194-72120	RING,BACK-UP	1	1	-				K1			
56A	47131-78470	RING,O	1	1	-				K1			
57A	47131-78480	RING,O	1	1	-				K1	K2		
58A	34046-70110	SEAL,PISTON	1	1	-					K2		
59A	47171-71020	RING,WEAR	1	1	-					K2		
60A	34044-71280	SEAL,DUST	1	1	-					K2		
62A	47194-72130	RING,BACK-UP	2	1	-					K2		

# LIFT CYLINDER (LH)



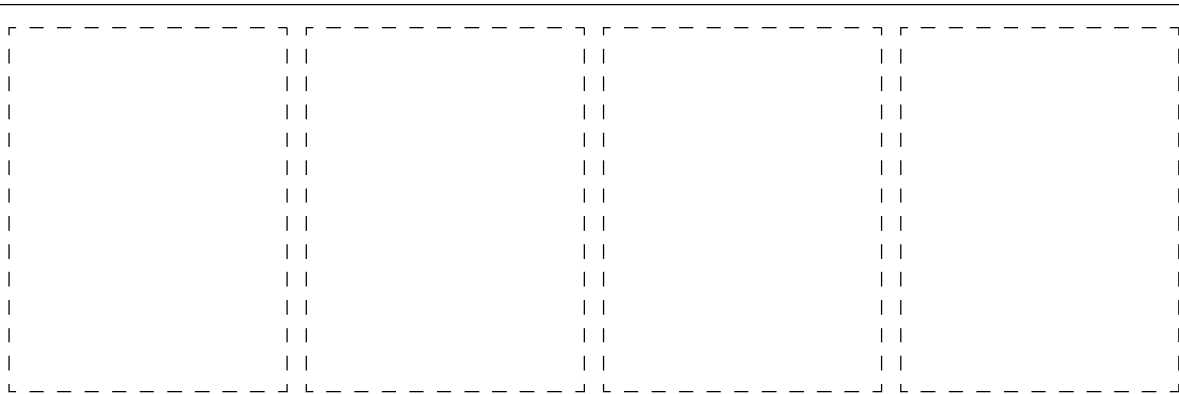
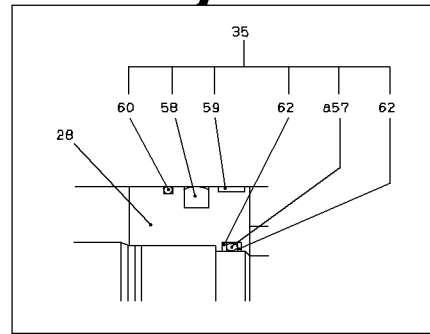
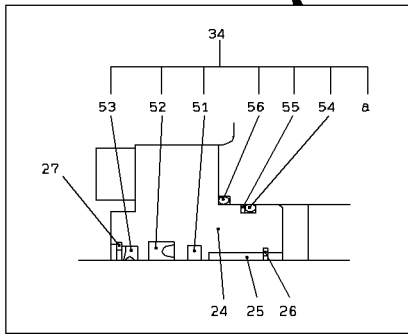
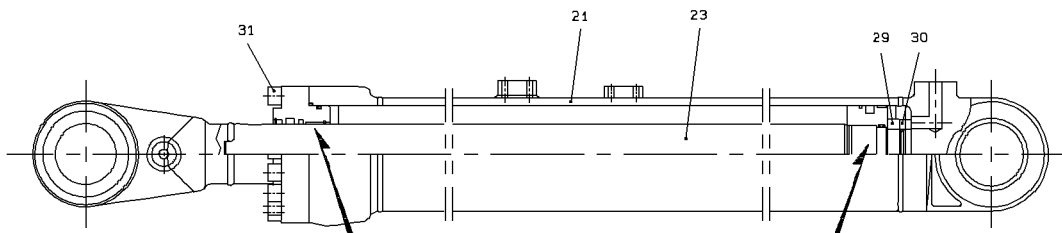
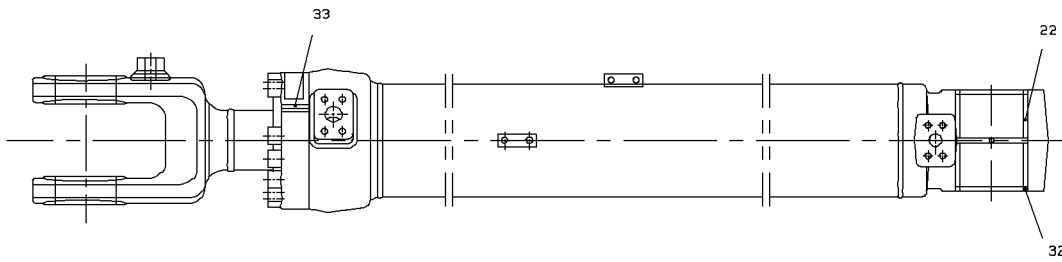
I-A

LIFT CYLINDER (LH)

SYM-BOL	PART NUMBER	PART NAME	UNIT Q,TY	SERIAL		REMARKS						
				(A)	(B)	N	P	D	(A)	(B)	(C)	(D)
000A	34820-68720	CYLINDER ASSY,OIL	1	1	- 140630							HOIST CYLINER(
21A	36704-70290	TUBE ASSY,CYLINDER	1	1	- 140630							
22A	40840-73530	BUSHING	2	1	- 140630							
23A	45871-70680	ROD ASSY	1	1	- 140630							
24A	31289-71400	COVER,ROD	1	1	- 140630							
25A	40840-73540	BUSHING	1	1	- 140630							
26A	45323-70330	RING,RETAINER	1	1	- 140630							
27A	45323-70340	RING,RETAINER	1	1	- 140630							
28A	39960-72900	PISTON	1	1	- 140630							
29A	37636-70400	NUT,PISTON	1	1	- 140630							
30A	35104-70190	SCREW,SET	1	1	- 140630							
31A	43956-71710	BOLT,SOCKET	14	1	- 140630							
32A	34044-71370	SEAL,DUST	2	1	- 140630							
33A	35104-70200	SCREW,SET	1	1	- 140630							
34A	49327-75110	SEAL KIT	1	1	- 140630			QK1				
35A	49327-75120	SEAL KIT	1	1	- 140630				QK2			
51A	47195-70260	RING,BUFFER	1	1	- 140630				K1			
52A	39661-70590	PACKING,U	1	1	- 140630				K1			
53A	34044-71260	SEAL,DUST	1	1	- 140630				K1			
54A	47131-78230	RING,O	1	1	- 140630				K1			
55A	47194-72220	RING,BACK-UP	1	1	- 140630				K1			
56A	47131-78740	RING,O	1	1	- 140630				K1			
57A	47131-78240	RING,O	1	1	- 140630				K1	K2		
58A	34046-70130	SEAL,PISTON	1	1	- 140630					K2		
59A	47171-71060	RING,WEAR	1	1	- 140630					K2		
60A	45200-71770	RING	1	1	- 140630					K2		
62A	47194-72070	RING,BACK-UP	2	1	- 140630					K2		

# LIFT CYLINDER (LH)

< S/N 0131 - > ... JPN  
< S/N 5051 - > ... USA  
< S/N 9051 - > ... EU

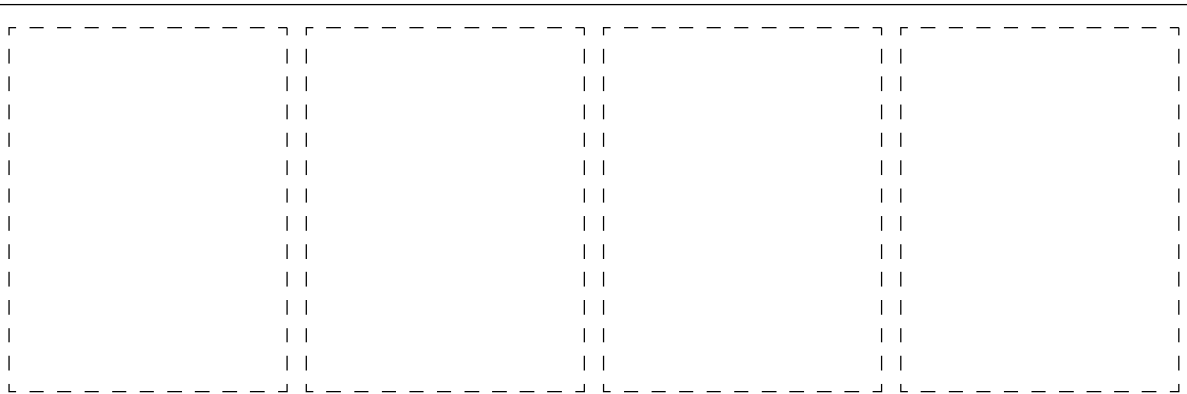
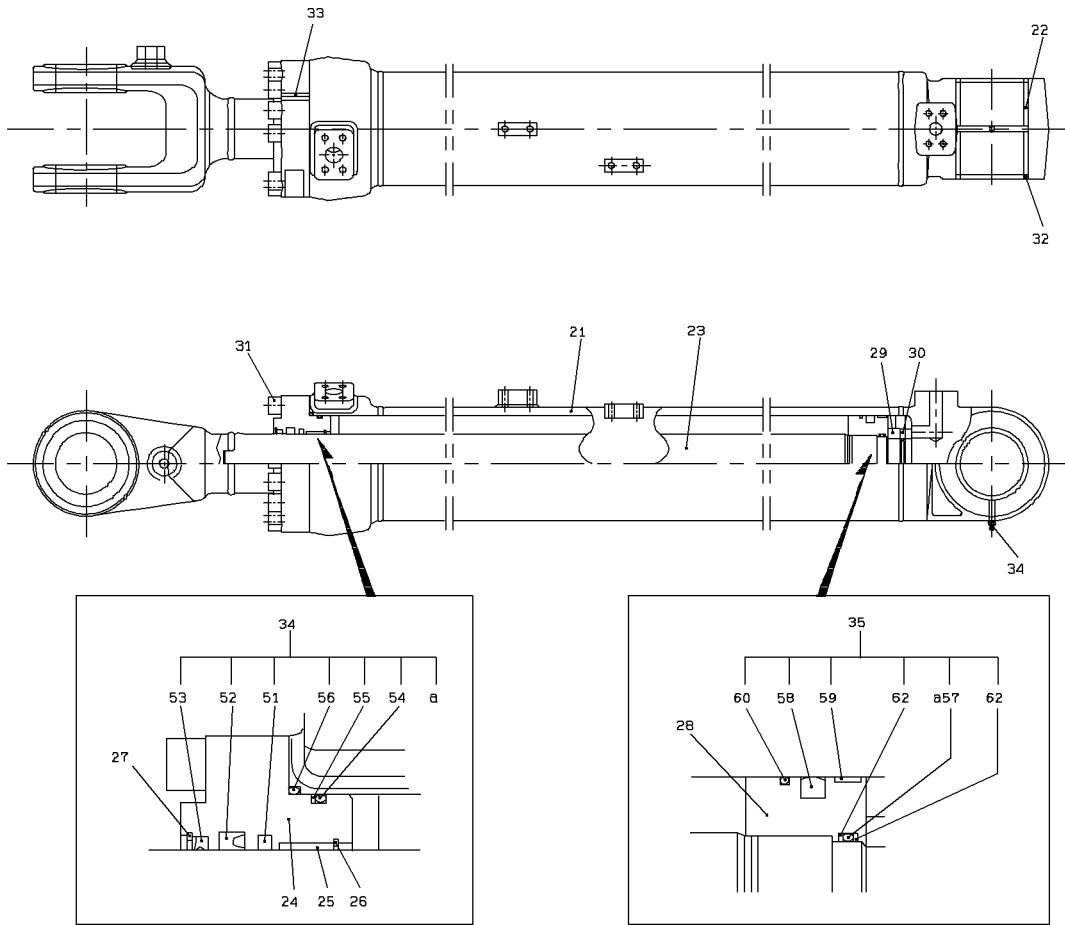


### LIFT CYLINDER (LH)

SYM-BOL	PART NUMBER	PART NAME	UNIT Q, TY	SERIAL (A) - (B)	REMARKS						
					N	P	D	(A)	(B)	(C)	(D)
000A	34820-69070	CYLINDER ASSY,OIL	1	140701 -							HOIST CYLINDER
21A	36704-70480	TUBE ASSY,CYLINDER	1	140701 -							
22A	40840-73530	BUSHING	2	140701 -							
23A	45871-70680	ROD ASSY	1	140701 -							
24A	31289-71400	COVER,ROD	1	140701 -							
25A	40840-73540	BUSHING	1	140701 -							
26A	45323-70330	RING,RETAINER	1	140701 -							
27A	45323-70340	RING,RETAINER	1	140701 -							
28A	39960-72900	PISTON	1	140701 -							
29A	37636-70400	NUT,PISTON	1	140701 -							
30A	35104-70190	SCREW,SET	1	140701 -							
31A	43956-71710	BOLT,SOCKET	14	140701 -							
32A	34044-71370	SEAL,DUST	2	140701 -							
33A	35104-70200	SCREW,SET	1	140701 -							
34A	49327-75110	SEAL KIT	1	140701 -				QK1			
35A	49327-75120	SEAL KIT	1	140701 -					QK2		
51A	47195-70260	RING,BUFFER	1	140701 -				K1			
52A	39661-70590	PACKING,U	1	140701 -				K1			
53A	34044-71260	SEAL,DUST	1	140701 -				K1			
54A	47131-78230	RING,O	1	140701 -				K1			
55A	47194-72220	RING,BACK-UP	1	140701 -				K1			
56A	47131-78740	RING,O	1	140701 -				K1			
57A	47131-78240	RING,O	1	140701 -				K1	K2		
58A	34046-70130	SEAL,PISTON	1	140701 -					K2		
59A	47171-71060	RING,WEAR	1	140701 -					K2		
60A	45200-71770	RING	1	140701 -					K2		
62A	47194-72070	RING,BACK-UP	2	140701 -					K2		

# LIFT CYLINDER (RH)

< S/N 0101 - 0130 > ... JPN  
< S/N 5001 - 5050 > ... USA  
< S/N 9001 - 9050 > ... EU

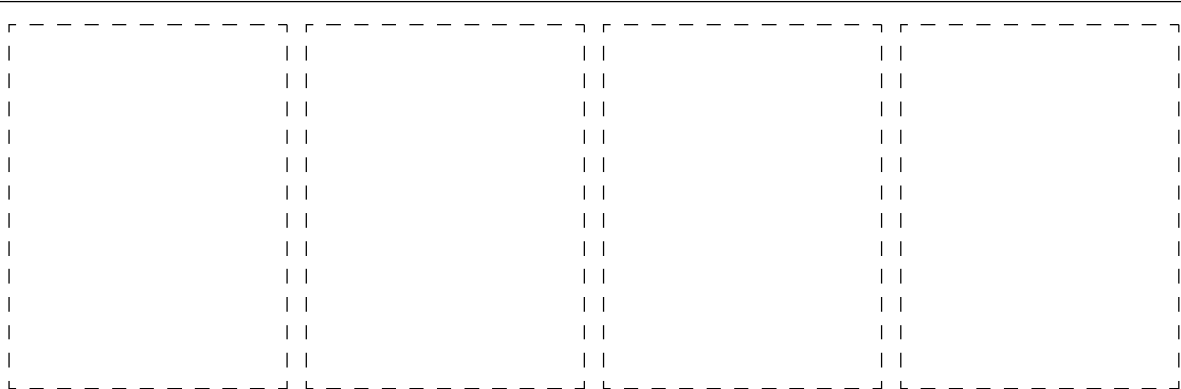
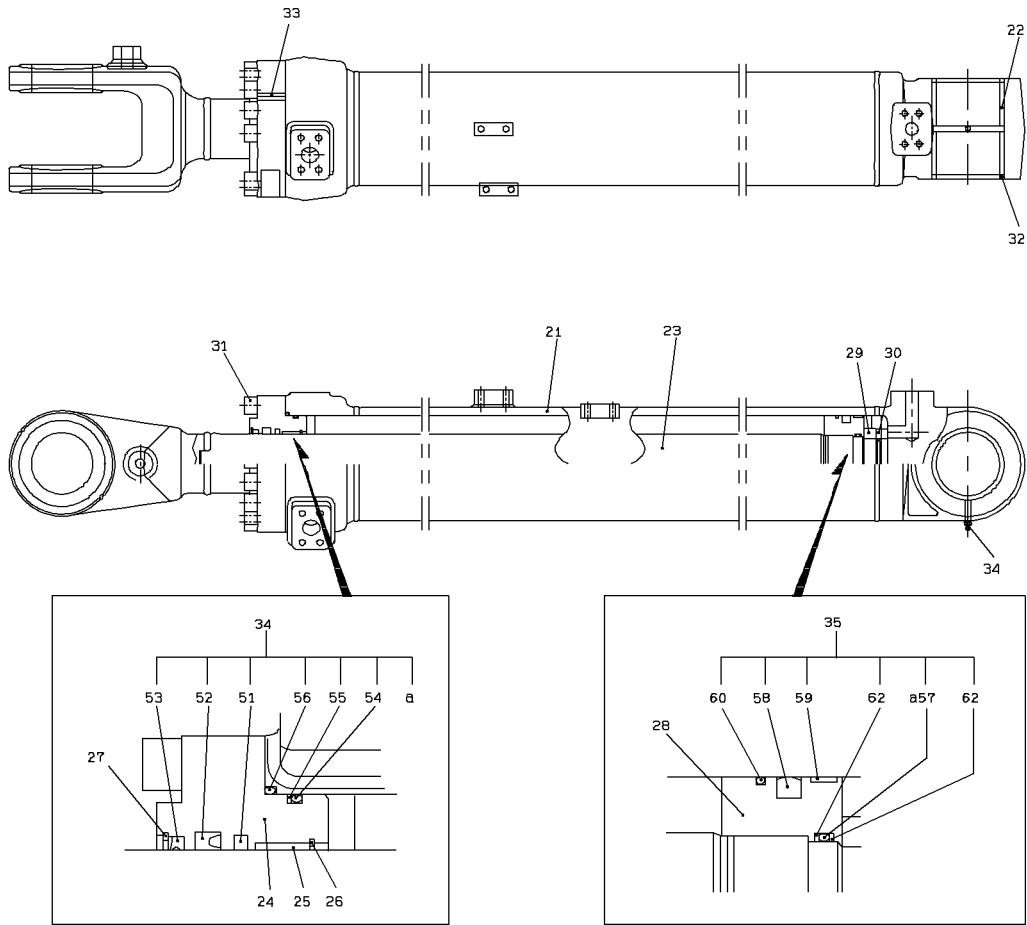


LIFT CYLINDER (RH)

SYM-BOL	PART NUMBER	PART NAME	UNIT Q,TY	SERIAL		REMARKS							
				(A)	(B)	N	P	D	(A)	(B)	(C)	(D)	REMARK
000A	34820-68730	CYLINDER ASSY,OIL	1	1	-	140630							HOIST CYLINDER
21A	36704-70280	TUBE ASSY,CYLINDER	1	1	-	140630							
22A	40840-73530	BUSHING	2	1	-	140630							
23A	45871-70680	ROD ASSY	1	1	-	140630							
24A	31289-71400	COVER,ROD	1	1	-	140630							
25A	40840-73540	BUSHING	1	1	-	140630							
26A	45323-70330	RING,RETAINER	1	1	-	140630							
27A	45323-70340	RING,RETAINER	1	1	-	140630							
28A	39960-72900	PISTON	1	1	-	140630							
29A	37636-70400	NUT,PISTON	1	1	-	140630							
30A	35104-70190	SCREW,SET	1	1	-	140630							
31A	43956-71710	BOLT,SOCKET	14	1	-	140630							
32A	34044-71370	SEAL,DUST	2	1	-	140630							
33A	35104-70200	SCREW,SET	1	1	-	140630							
34A	49327-75110	SEAL KIT	1	1	-	140630			QK1				
35A	49327-75120	SEAL KIT	1	1	-	140630				QK2			
51A	47195-70260	RING,BUFFER	1	1	-	140630				K1			
52A	39661-70590	PACKING,U	1	1	-	140630					K1		
53A	34044-71260	SEAL,DUST	1	1	-	140630				K1			
54A	47131-78230	RING,O	1	1	-	140630				K1			
55A	47194-72220	RING,BACK-UP	1	1	-	140630				K1			
56A	47131-78740	RING,O	1	1	-	140630				K1			
57A	47131-78240	RING,O	1	1	-	140630				K1	K2		
58A	34046-70130	SEAL,PISTON	1	1	-	140630					K2		
59A	47171-71060	RING,WEAR	1	1	-	140630					K2		
60A	45200-71770	RING	1	1	-	140630					K2		
62A	47194-72070	RING,BACK-UP	2	1	-	140630					K2		

# LIFT CYLINDER (RH)

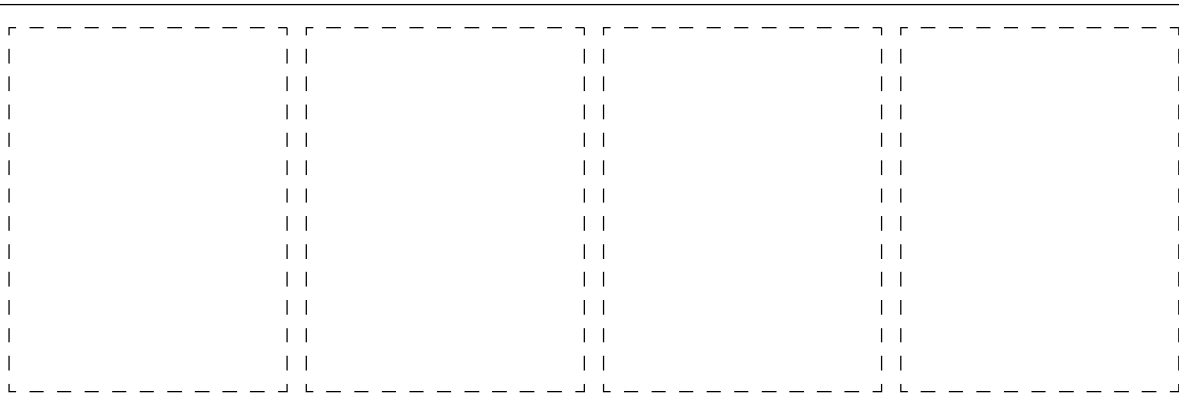
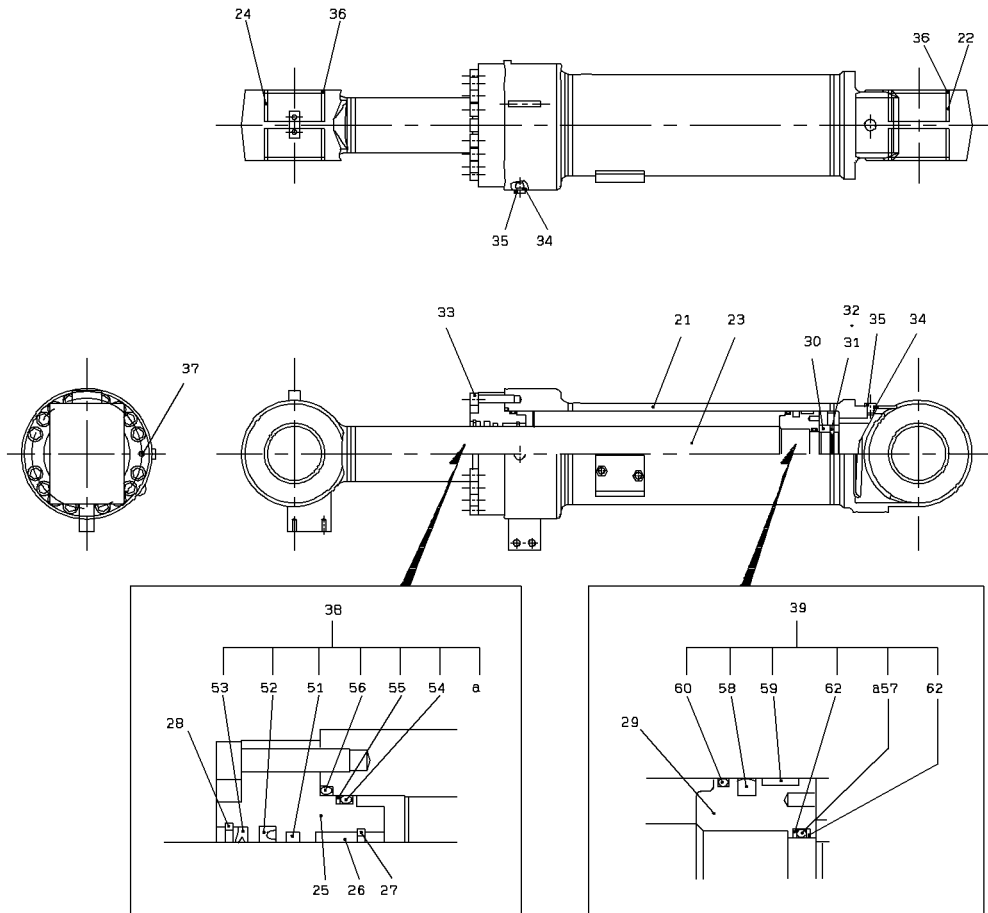
< S/N 0131 - > ... JPN  
< S/N 5051 - > ... USA  
< S/N 9051 - > ... EU



### LIFT CYLINDER (RH)

SYM-BOL	PART NUMBER	PART NAME	UNIT Q, TY	SERIAL (A) - (B)	REMARKS						
					N	P	D	(A)	(B)	(C)	(D)
000A	34820-69080	CYLINDER ASSY,OIL	1	140701 -							HOIST CYLINDER
21A	36704-70490	TUBE ASSY,CYLINDER	1	140701 -							
22A	40840-73530	BUSHING	2	140701 -							
23A	45871-70680	ROD ASSY	1	140701 -							
24A	31289-71400	COVER,ROD	1	140701 -							
25A	40840-73540	BUSHING	1	140701 -							
26A	45323-70330	RING,RETAINER	1	140701 -							
27A	45323-70340	RING,RETAINER	1	140701 -							
28A	39960-72900	PISTON	1	140701 -							
29A	37636-70400	NUT,PISTON	1	140701 -							
30A	35104-70190	SCREW,SET	1	140701 -							
31A	43956-71710	BOLT,SOCKET	14	140701 -							
32A	34044-71370	SEAL,DUST	2	140701 -							
33A	35104-70200	SCREW,SET	1	140701 -							
34A	49327-75110	SEAL KIT	1	140701 -				QK1			
35A	49327-75120	SEAL KIT	1	140701 -					QK2		
51A	47195-70260	RING,BUFFER	1	140701 -				K1			
52A	39661-70590	PACKING,U	1	140701 -				K1			
53A	34044-71260	SEAL,DUST	1	140701 -				K1			
54A	47131-78230	RING,O	1	140701 -				K1			
55A	47194-72220	RING,BACK-UP	1	140701 -				K1			
56A	47131-78740	RING,O	1	140701 -				K1			
57A	47131-78240	RING,O	1	140701 -				K1	K2		
58A	34046-70130	SEAL,PISTON	1	140701 -					K2		
59A	47171-71060	RING,WEAR	1	140701 -					K2		
60A	45200-71770	RING	1	140701 -					K2		
62A	47194-72070	RING,BACK-UP	2	140701 -					K2		

# TILT CYLINDER



TILT CYLINDER

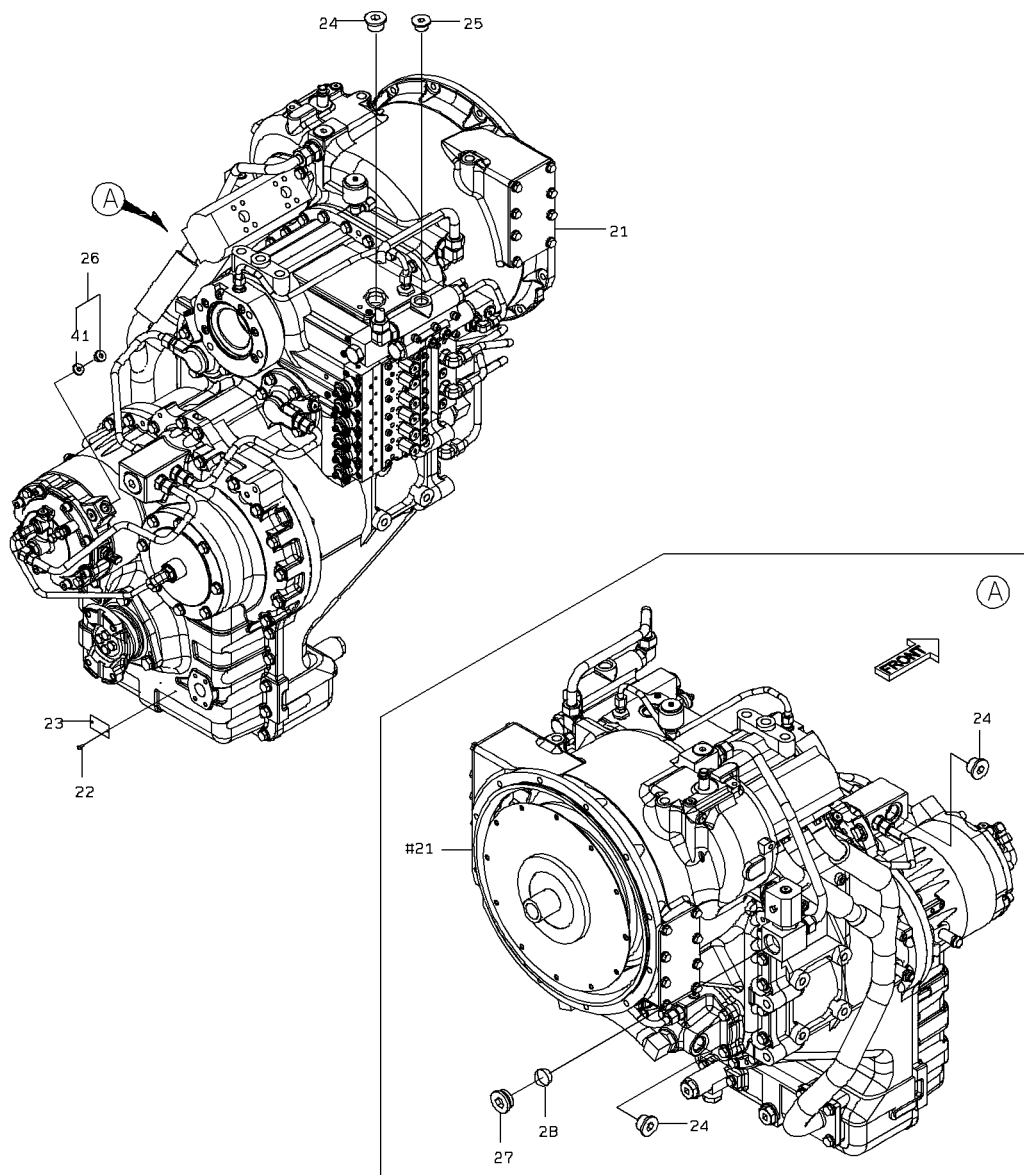
SYM-BOL	PART NUMBER	PART NAME	UNIT Q, TY	SERIAL		REMARKS						
				(A)	(B)	N	P	D	(A)	(B)	(C)	(D)
000A	34820-68710	CYLINDER ASSY,OIL	1	1	-							
21A	36704-70300	TUBE ASSY,CYLINDER	1	1	-							
22A	40840-73650	BUSHING	2	1	-							
23A	45871-70870	ROD ASSY	1	1	-							
24A	40840-73650	BUSHING	2	1	-							
25A	31289-71410	COVER,ROD	1	1	-							
26A	40840-73660	BUSHING	1	1	-							
27A	45323-70420	RING,RETAINER	1	1	-							
28A	45323-70430	RING,RETAINER	1	1	-							
29A	39960-72910	PISTON	1	1	-							
30A	37636-70410	NUT,PISTON	1	1	-							
31A	43751-70510	BALL	1	1	-							
32A	35104-70250	SCREW,SET	1	1	-							
33A	43956-71900	BOLT,SOCKET	12	1	-							
34A	47131-78280	RING,O	2	1	-							
35A	41530-75920	PLUG	2	1	-							
36A	34044-71480	SEAL,DUST	4	1	-							
37A	35104-70200	SCREW,SET	1	1	-							
38A	49327-75130	SEAL KIT	1	1	-			QK1				
39A	49327-75140	SEAL KIT	1	1	-				K2			
51A	47195-70300	RING,BUFFER	1	1	-			K1				
52A	39661-70650	PACKING,U	1	1	-			K1				
53A	34044-71330	SEAL,DUST	1	1	-			K1				
54A	47131-78750	RING,O	1	1	-			K1				
55A	47194-72230	RING,BACK-UP	1	1	-			K1				
56A	47131-78760	RING,O	1	1	-			K1				
57A	47131-78270	RING,O	1	1	-			K1	K2			
58A	34046-70140	SEAL,PISTON	1	1	-				K2			
59A	47171-71070	RING,WEAR	1	1	-				K2			
60A	45200-71780	RING	2	1	-				K2			
62A	47194-72090	RING,BACK-UP	2	1	-				K2			

# TRANSMISSION

< S/N 1 - 20141031 >

( T/M MODEL : TCDD71AW1 )

(注記) : シリアルナンバーはトランスミッションのシリアルナンバーを示します。  
 (NOTE) : SERIAL NUMBER INDICATES THE TRANSMISSION SERIAL NUMBER.

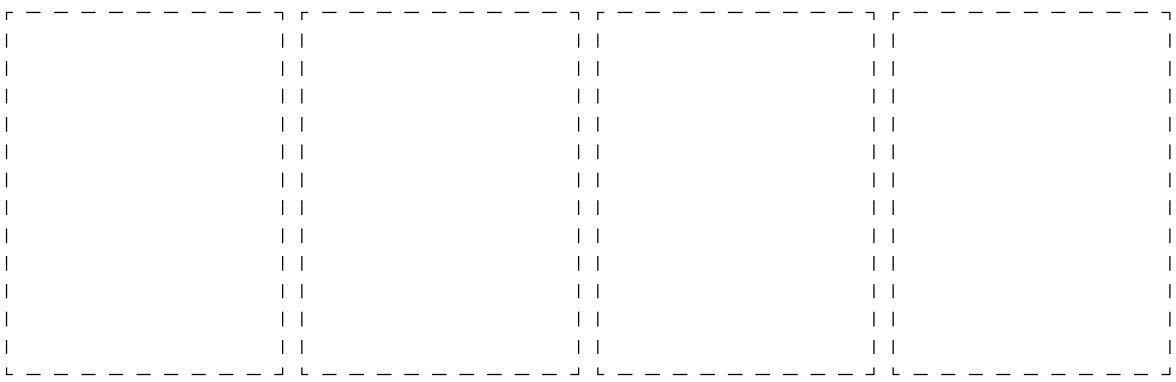
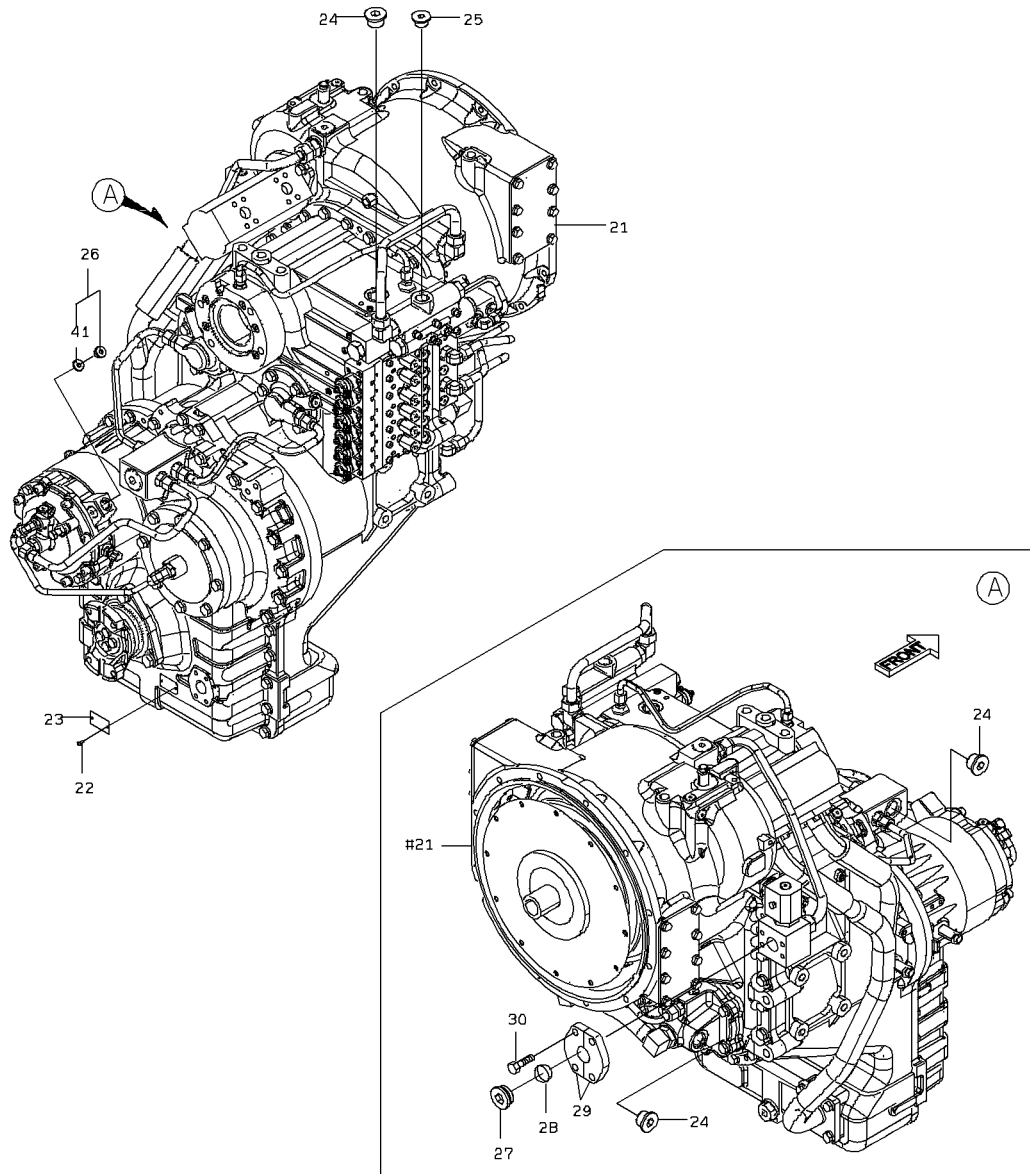


# TRANSMISSION

( T/M MODEL : TCDD71AW1 )

< S/N 20141101 - >

(注配) : シリアルナンバーはトランスミッションのシリアルナンバーを示します。  
(NOTE) : SERIAL NUMBER INDICATES THE TRANSMISSION SERIAL NUMBER.



2-A

### TRANSMISSION

SYM-BOL	PART NUMBER	PART NAME	UNIT Q,TY	SERIAL (A) - (B)	REMARKS						
					N	P	D	(A)	(B)	(C)	(D)
000A	37421-60640	TRANSMISSION ASSY	1	1 - 141031							
000B	37421-60720	TRANSMISSION ASSY	1	141101 -	B						
21A	53101-05340	TRANSMISSION	1	1 - 141031							
21B	53101-07360	TRANSMISSION	1	141101 -	B						
22A	53101-00010	SCREW	2	1 -							YQM492564
23A	53101-00020	PLATE,NAME	1	1 -							
24A	53101-00030	PLUG	3	1 -							YQ9134114
25A	53101-00050	PLUG	1	1 -							
26A	53101-00060	PLUG	1	1 -			Y01				YQ9134111
27A	53101-00070	PLUG	1	1 - 141031							
27B	53101-07160	COVER	1	141101 -	B						
28A	53101-00080	RING,O	1	1 - 141031							YQZ970860
28B	65220-31027	RING,O	1	141101 -	B						
29A	80341-54614	FLANGE,SPLIT	2	141101 -							
30A	80107-81230	BOLT,SOCKET	4	141101 -							
41A	47131-78840	RING,O	1	1 -			01				

---

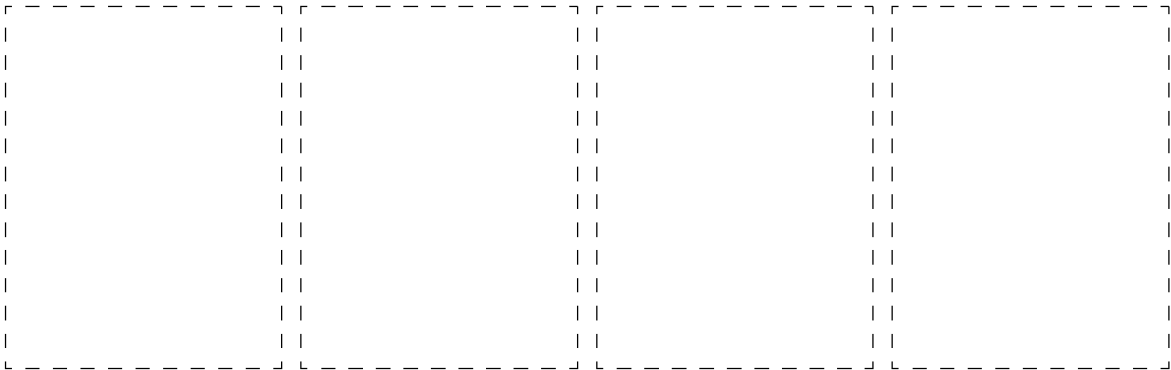
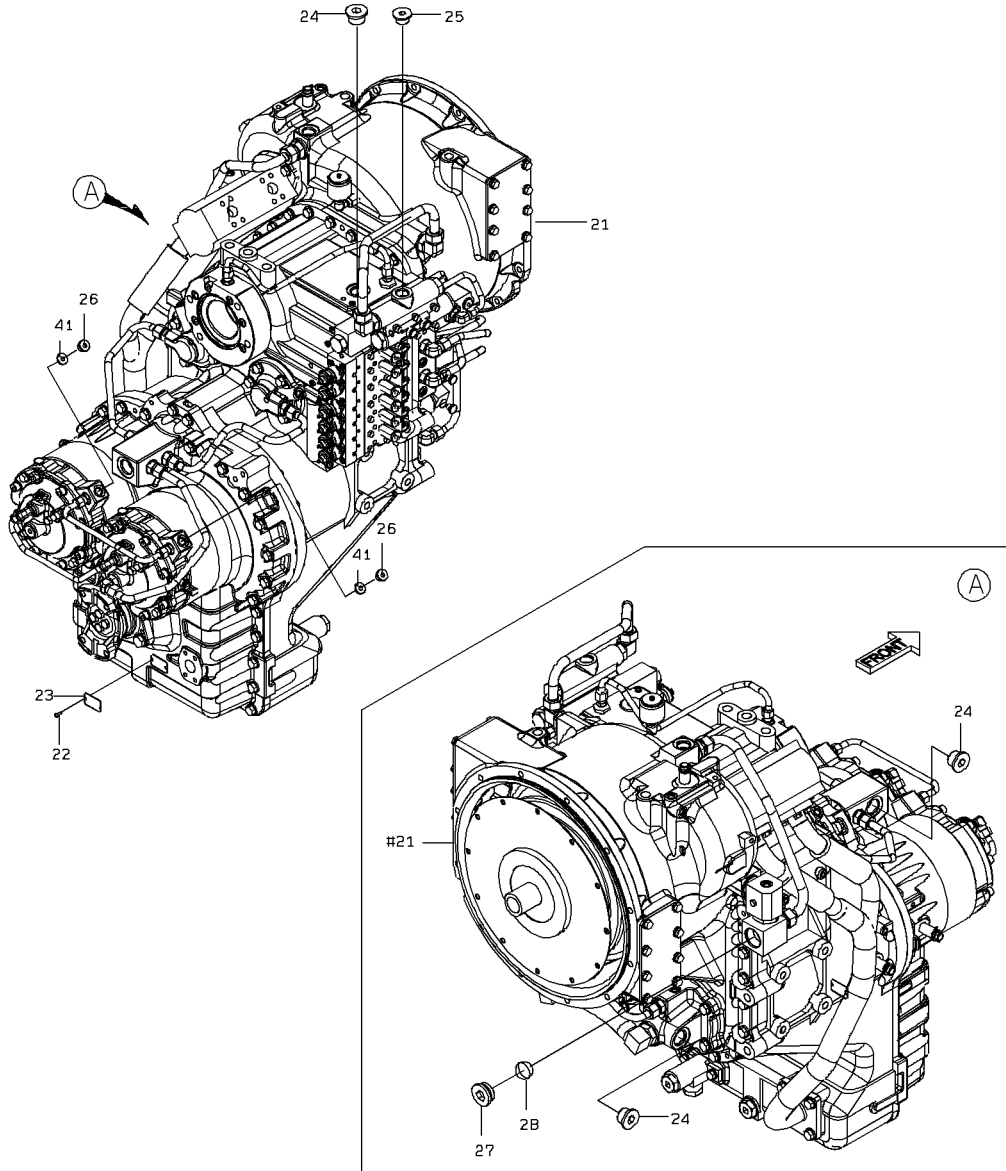
MEMO

# TRANSMISSION (2 PARKING-BRAKES AXIS SPEC.)

< S/N 1 - 20141031 >

( T/M MODEL : TCDD71AW2 )

(注配) : シリアルナンバーはトランスミッションのシリアルナンバーを示します。  
 (NOTE) : SERIAL NUMBER INDICATES THE TRANSMISSION SERIAL NUMBER.

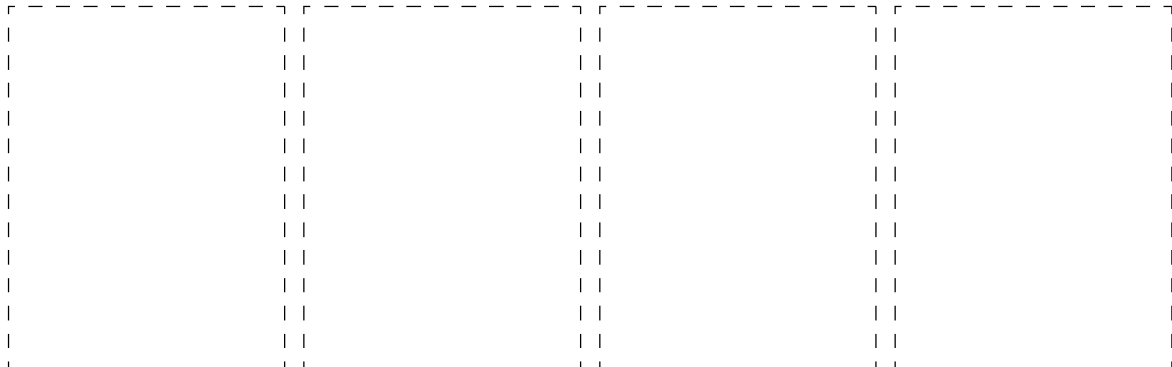
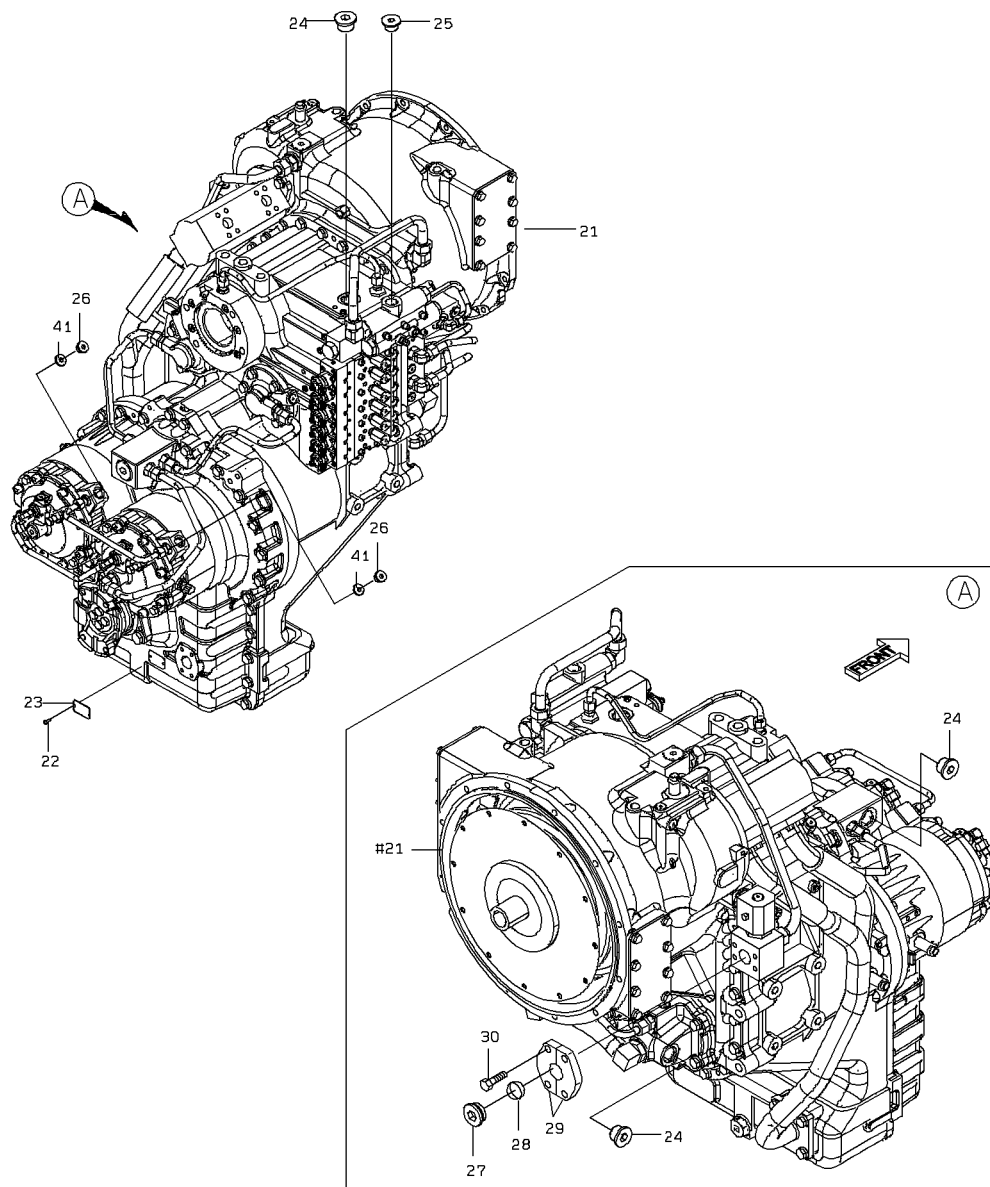


# TRANSMISSION (2 PARKING-BRAKES AXIS SPEC.)

( T/M MODEL : TCDD71AW2 )

< S/N 20141101 - >

(注配) : シリアルナンバーはトランスミッションのシリアルナンバーを示します。  
(NOTE) : SERIAL NUMBER INDICATES THE TRANSMISSION SERIAL NUMBER.



2-A

TRANSMISSION (2 PARKING-BRAKES AXIS SPEC.)

SYM-BOL	PART NUMBER	PART NAME	UNIT Q,TY	SERIAL (A) - (B)	REMARKS						
					N	P	D	(A)	(B)	(C)	(D)
000A	37421-60650	TRANSMISSION ASSY	1	1 - 141031							
000B	37421-60730	TRANSMISSION ASSY	1	141101 -	B						
21A	53101-05230	TRANSMISSION	1	1 - 141031							
21B	53101-07370	TRANSMISSION	1	141101 -	B						
22A	53101-00010	SCREW	2	1 -							YQM492564
23A	53101-00020	PLATE,NAME	1	1 -							YQ3053559
24A	53101-00030	PLUG	3	1 -							YQ9134114
25A	53101-00050	PLUG	1	1 -							YQ9134113
26A	53101-00060	PLUG	1	1 -			Y01				YQ9134111
27A	53101-00070	PLUG	1	1 - 141031							YQ4682718
27B	53101-07160	COVER	1	141101 -	B						
28A	53101-00080	RING,O	1	1 - 141031							YQZ970860
28B	65220-31027	RING,O	1	141101 -	B						
29A	80341-54614	FLANGE,SPLIT	2	141101 -							
30A	80107-81230	BOLT,SOCKET	4	141101 -							
41A	47131-78840	RING,O	1	1 -			01				

---

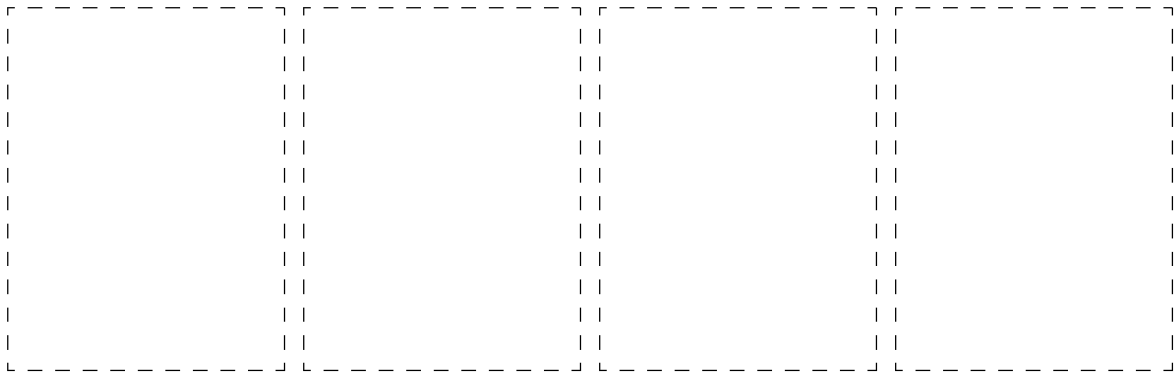
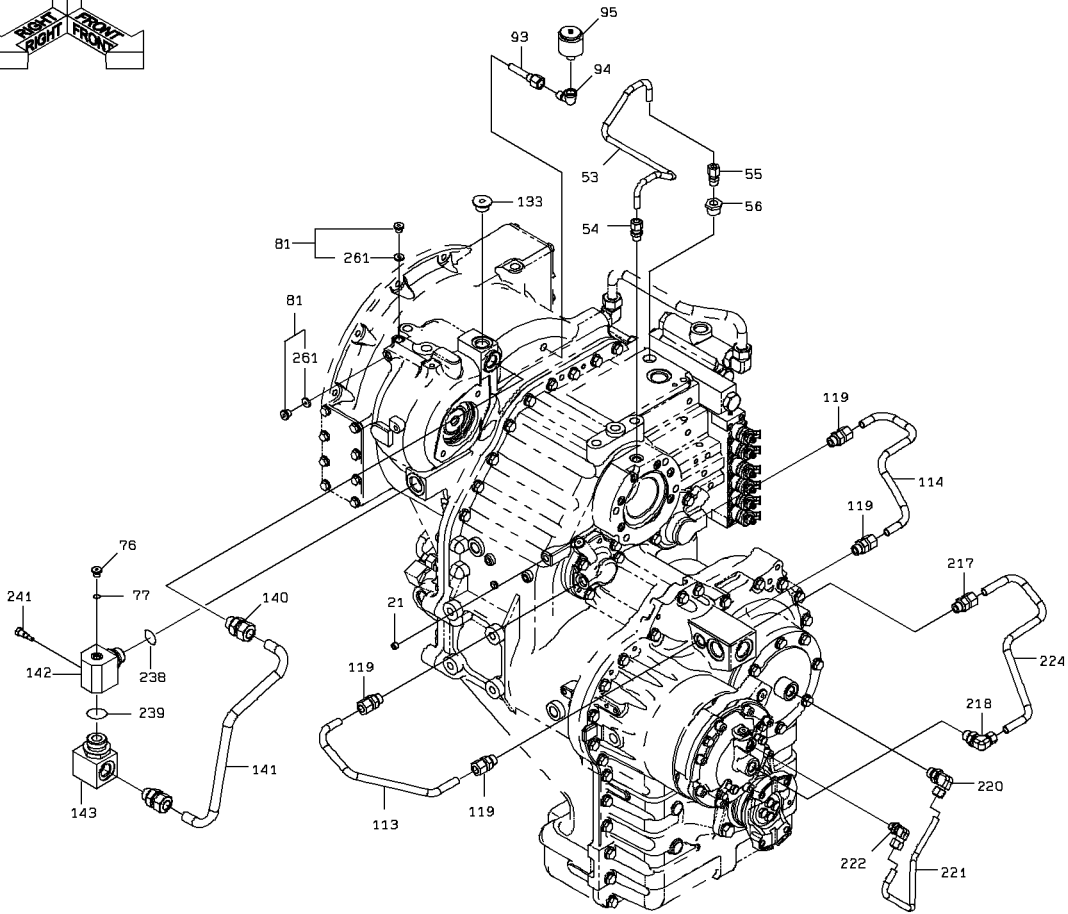

MEMO

---

# TRANSMISSION ASSY

( T/M MODEL : TCDD79AW1 )

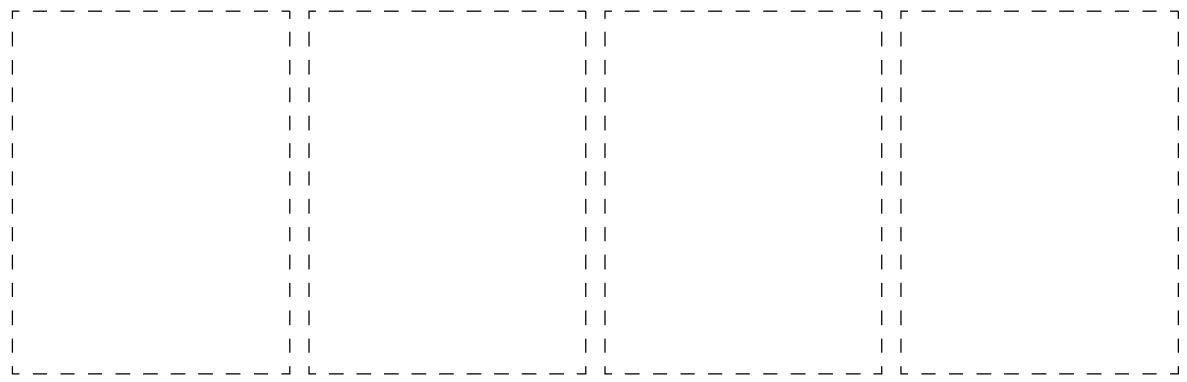
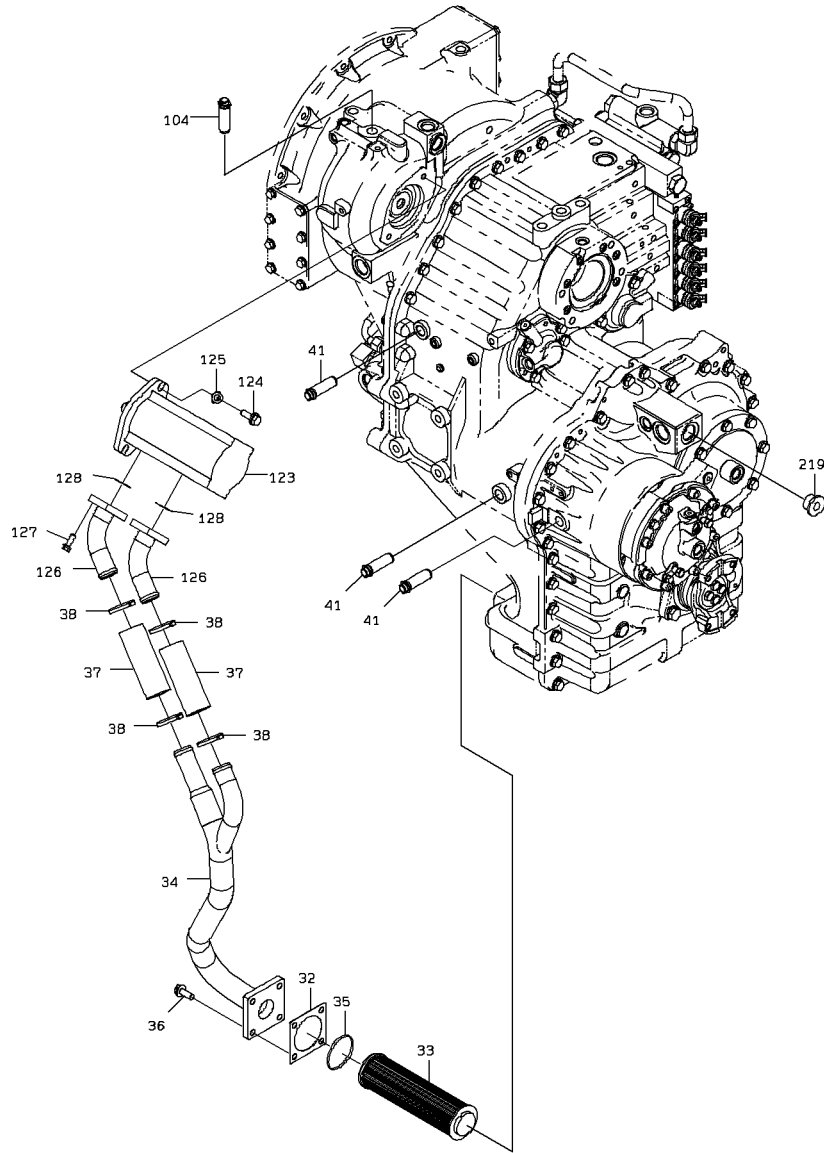

(注配) : シリアルナンバーはトランスミッションのシリアルナンバーを示します。  
 (NOTE) : SERIAL NUMBER INDICATES THE TRANSMISSION SERIAL NUMBER.



# TRANSMISSION ASSY

( T/M MODEL : TCDD79AW1 )

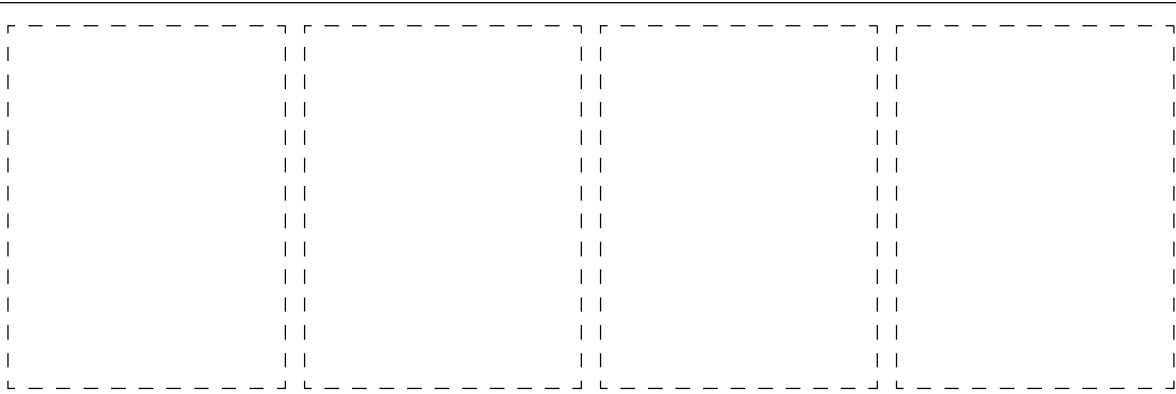
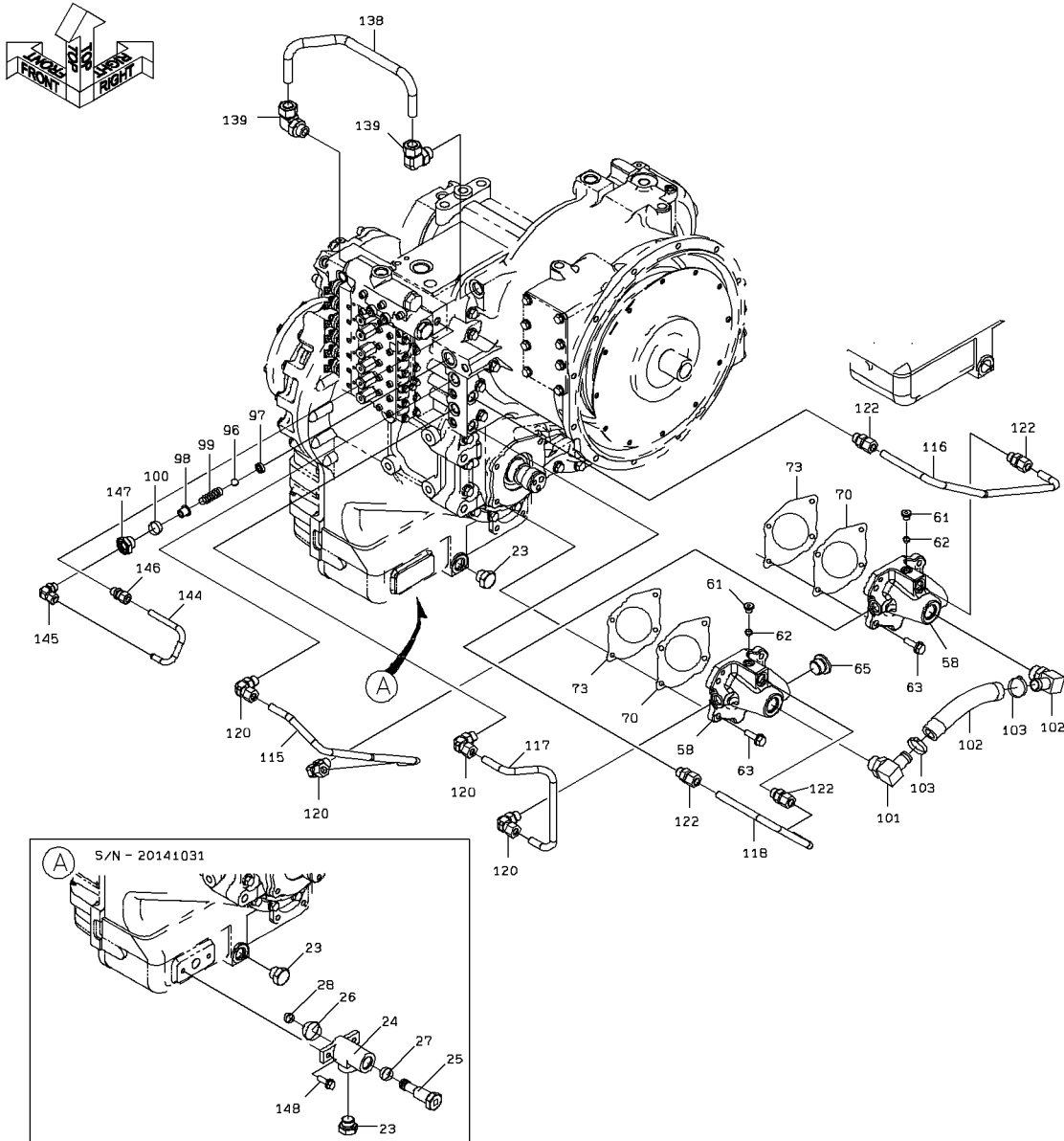
(注 配) : シリアルナンバーはトランスミッションのシリアルナンバーを示します。  
 (NOTE) : SERIAL NUMBER INDICATES THE TRANSMISSION SERIAL NUMBER.



# TRANSMISSION ASSY

( T/M MODEL : TCDD71AW1 )

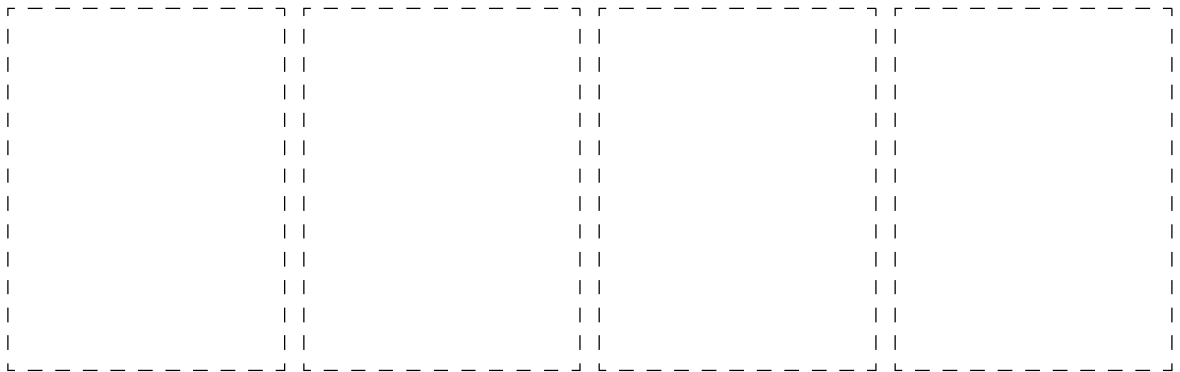
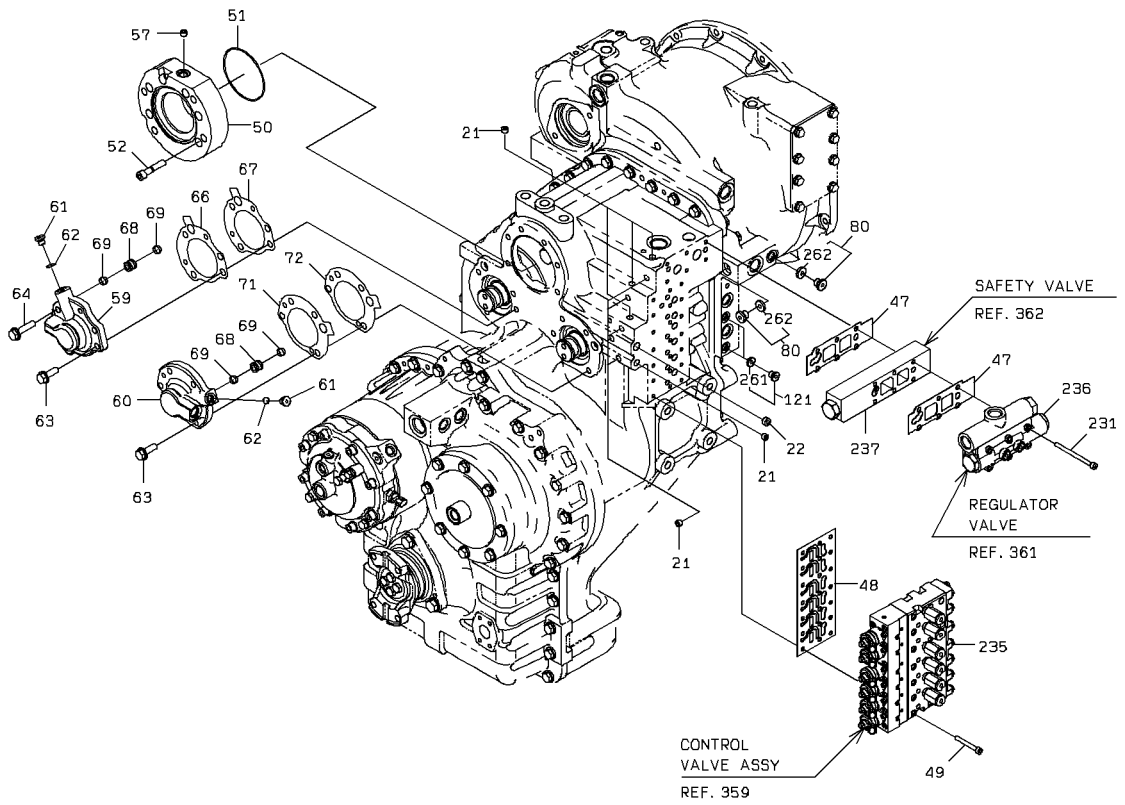
(注配) : シリアルナンバーはトランスミッションのシリアルナンバーを示します。  
 (NOTE) : SERIAL NUMBER INDICATES THE TRANSMISSION SERIAL NUMBER.



# TRANSMISSION ASSY

( T/M MODEL : TCDD79AW1 )

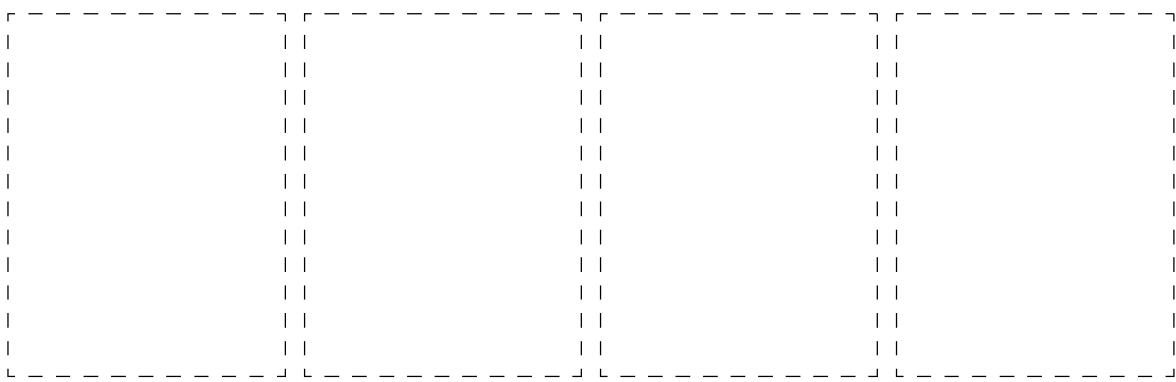
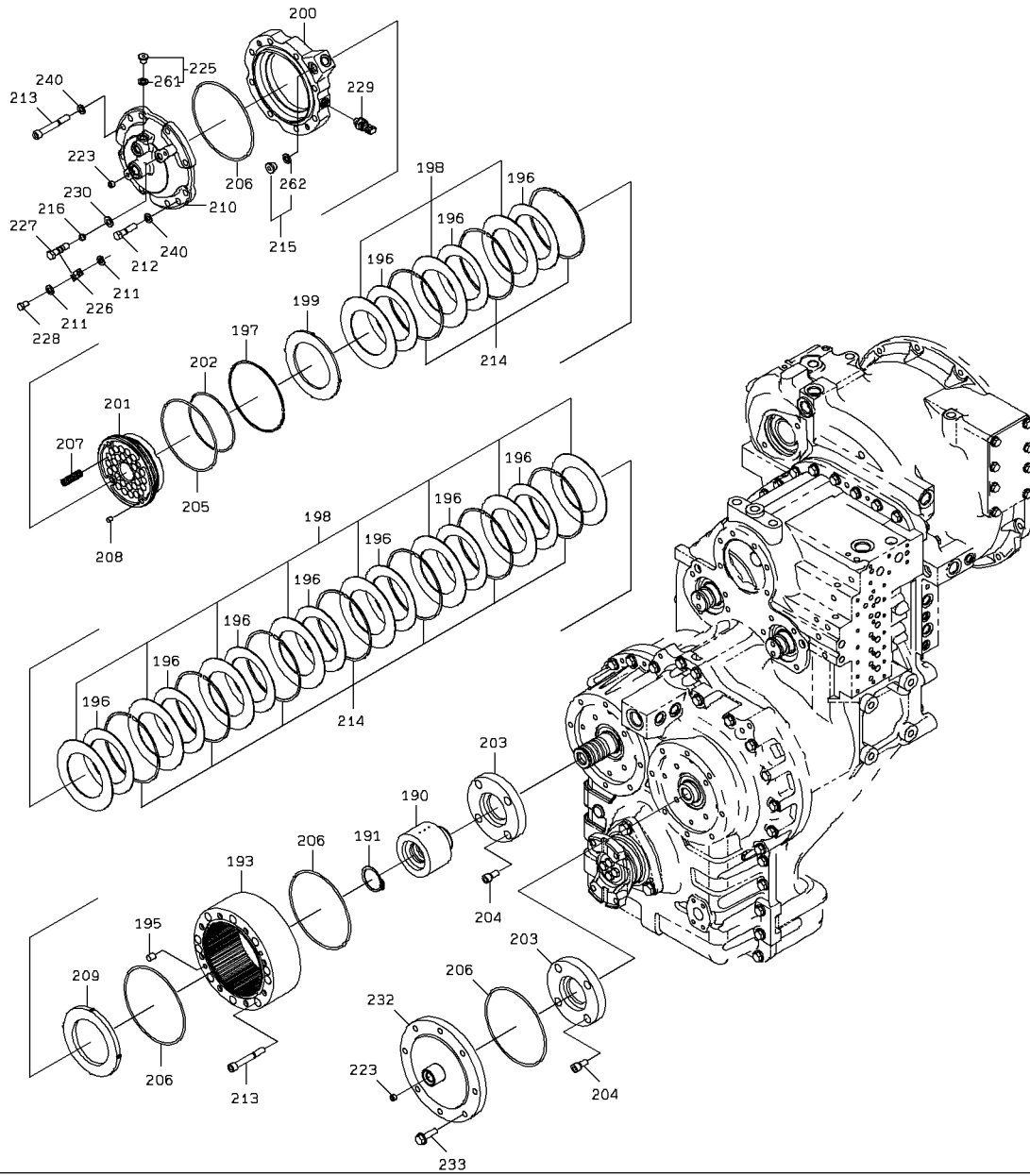
(注配) : シリアルナンバーはトランスミッションのシリアルナンバーを示します。  
 (NOTE) : SERIAL NUMBER INDICATES THE TRANSMISSION SERIAL NUMBER.



# TRANSMISSION ASSY

( T/M MODEL : TCDD79AW1 )

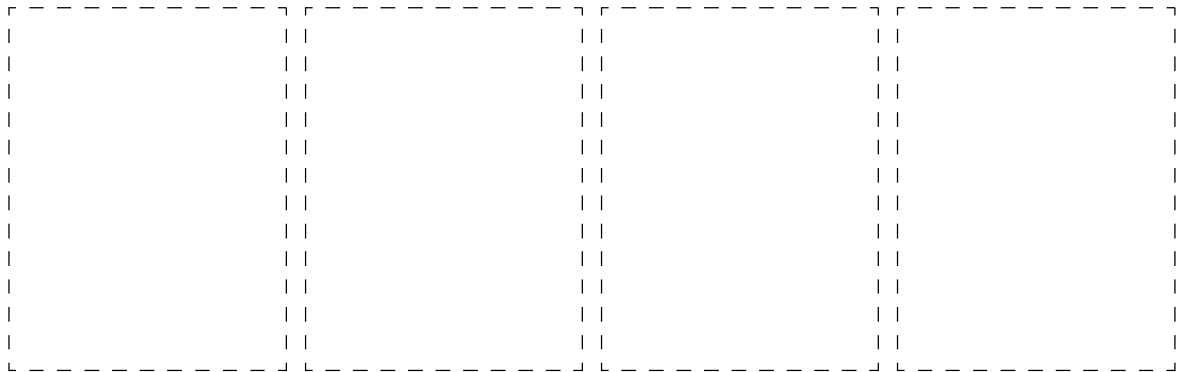
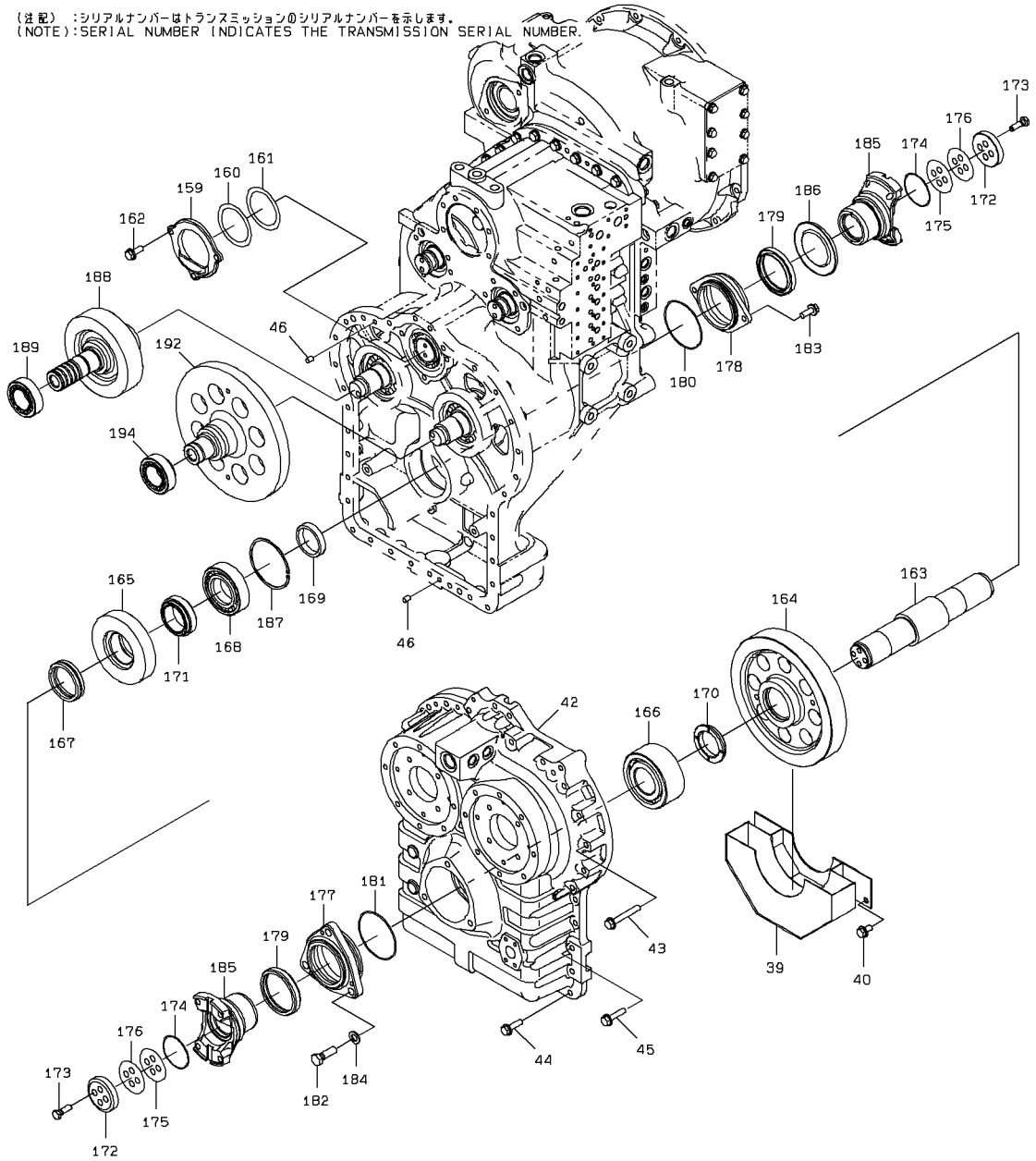
(注配) : シリアルナンバーはトランスミッションのシリアルナンバーを示します。  
 (NOTE) : SERIAL NUMBER INDICATES THE TRANSMISSION SERIAL NUMBER.



# TRANSMISSION ASSY

( T/M MODEL : TCDD79AW1 )

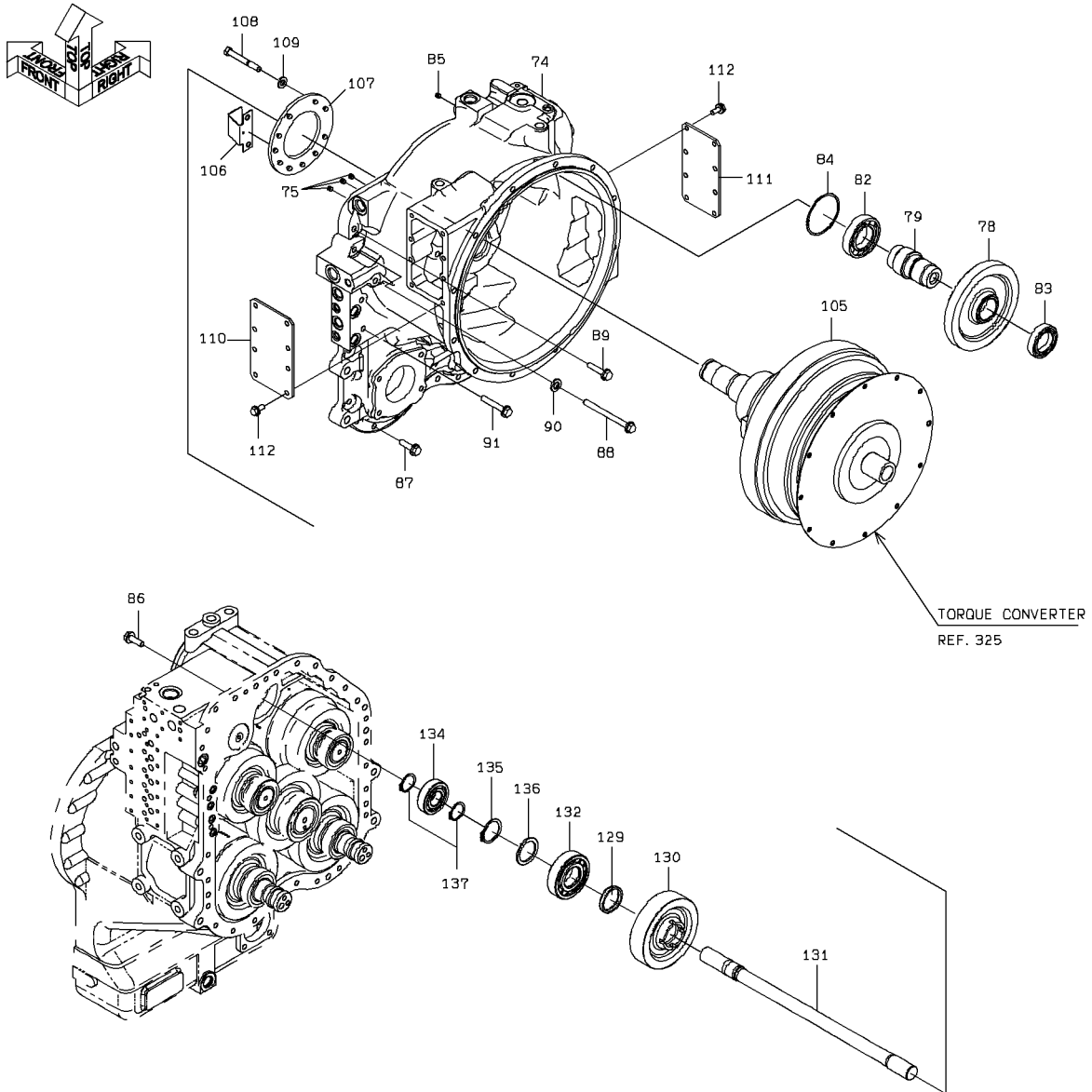
(注配) : シリアルナンバーはトランスミッションのシリアルナンバーを示します。  
(NOTE) : SERIAL NUMBER INDICATES THE TRANSMISSION SERIAL NUMBER.



# TRANSMISSION ASSY

( T/M MODEL : TCDD71AW1 )

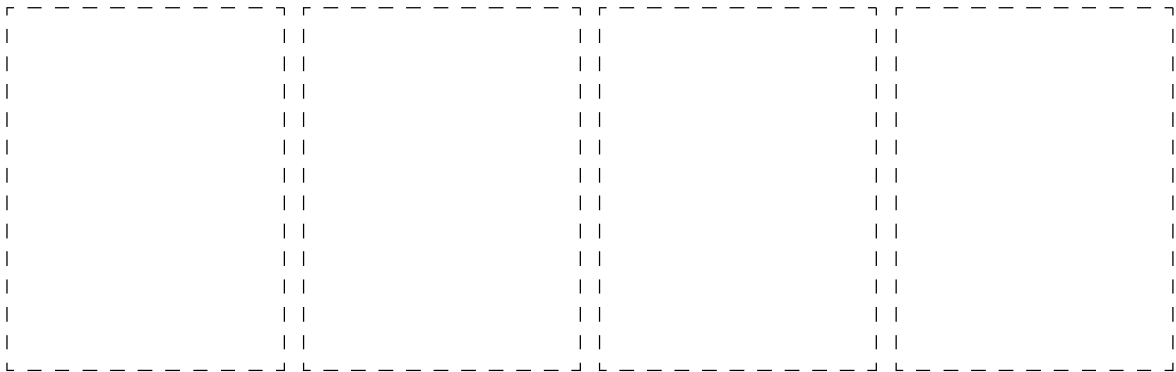
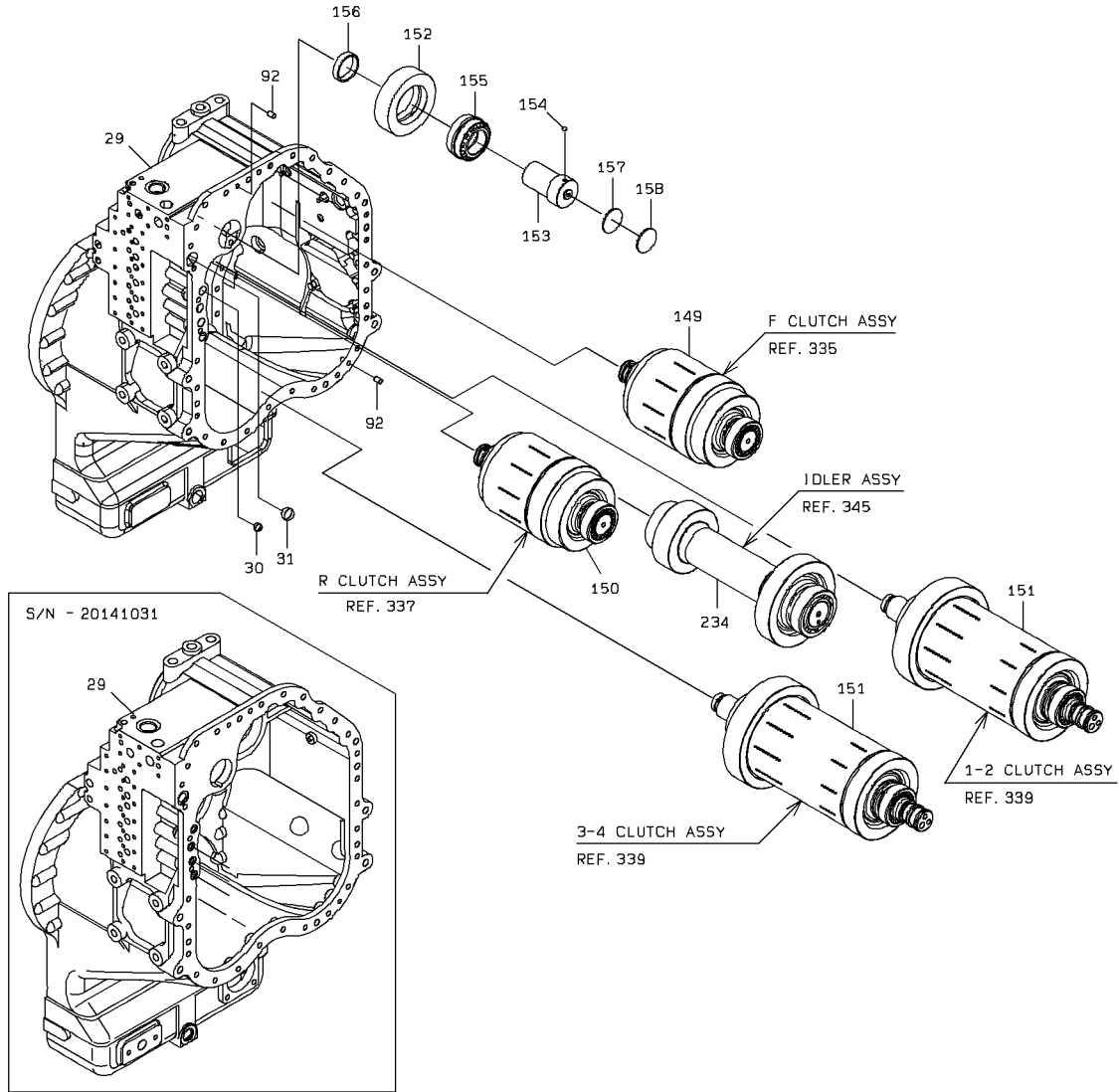
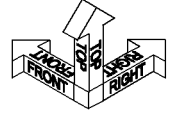
(注配) : シリアルナンバーはトランスミッションのシリアルナンバーを示します。  
(NOTE) : SERIAL NUMBER INDICATES THE TRANSMISSION SERIAL NUMBER.



# TRANSMISSION ASSY

( T/M MODEL : TCDD71AW1 )

(注配) : シリアルナンバーはトランスミッションのシリアルナンバーを示します。  
(NOTE) : SERIAL NUMBER INDICATES THE TRANSMISSION SERIAL NUMBER.



## TRANSMISSION ASSY

SYM-BOL	PART NUMBER	PART NAME	UNIT Q,TY	SERIAL		REMARKS						
				(A)	(B)	N	P	D	(A)	(B)	(C)	(D)
000A	53101-05340	TRANSMISSION	1	1	141031							
000B	53101-07360	TRANSMISSION	1	141101	-	B						
21A	53101-00090	PLUG	10	1	-							
22A	53101-00100	PLUG	1	1	-							
23A	53101-00110	PLUG	2	1	141031							
23B	53101-00110	PLUG	1	141101	-							
24A	53101-00120	BLOCK	1	1	141031	D						
25A	53101-00130	ADAPTER	1	1	141031	D						
26A	53101-00140	RING,O	1	1	141031	D						
27A	53101-00150	RING,O	1	1	141031	D						
28A	53101-00160	RING,O	1	1	141031	D						
29A	53101-00170	CASE,T/M	1	1	141031							
29B	53101-07170	CASE,T/M	1	141101	-	B						
30A	53101-00180	RING,O	4	1	141031							
30B	65210-11016	RING,O	4	141101	-	C						
31A	53101-00190	RING,O	1	1	141031							
31B	65210-11026	RING,O	1	141101	-	C						
32A	53101-00200	GASKET	1	1	-							
33A	53101-00210	STRAINER	1	1	-							
34A	53101-00220	PIPE	1	1	-							
35A	53101-00230	RING,O	1	1	141031							
35B	65210-21075	RING,O	1	141101	-	C						
36A	53101-00240	BOLT,W/WASHER	4	1	141031							
36B	80102-71235	BOLT,W/WASHER	4	141101	-	C						
37A	53101-00250	HOSE,RUBBER	2	1	-							
38A	53101-00260	CLIP	4	1	-							
39A	53101-00270	BAFFLE	1	1	-							
40A	53101-00280	BOLT,W/WASHER	2	1	141031							
40B	80102-71225	BOLT,W/WASHER	2	141101	-	C						
41A	53101-00290	SENSOR	3	1	-							
42A	53101-00300	CASE,T/M	1	1	-							
43A	53101-00310	BOLT,W/WASHER	7	1	141031							
43B	80102-71290	BOLT,W/WASHER	7	141101	-	C						
44A	53101-00320	BOLT,W/WASHER	18	1	141031							
44B	80102-71245	BOLT,W/WASHER	18	141101	-	C						
45A	53101-00330	BOLT,W/WASHER	7	1	141031							
45B	80102-71255	BOLT,W/WASHER	7	141101	-	C						
46A	53101-00340	PIN	2	1	-							
47A	53101-00350	GASKET	2	1	-							
48A	53101-00360	GASKET	1	1	-							
49A	53101-00370	BOLT,SOCKET	21	1	141031							
49B	80107-80865	BOLT,SOCKET	21	141101	-	C						
50A	53101-00380	SPACER	1	1	-							
51A	53101-00390	RING,O	1	1	141031							
51B	65210-22125	RING,O	1	141101	-	C						
52A	53101-00400	BOLT,SOCKET	6	1	141031							
52B	80107-81260	BOLT,SOCKET	6	141101	-	C						
53A	53101-00410	PIPE ASSY,FLARED	1	1	-							
54A	53101-00420	CONNECTOR	1	1	-							
55A	53101-00430	CONNECTOR	1	1	-							
56A	53101-00440	BUSHING	1	1	-							
57A	53101-00450	ORIFICE	1	1	-							
58A	53101-00460	CAP,BEARING	2	1	-							
59A	53101-00470	CAP,BEARING	1	1	-							
60A	53101-00480	CAP,BEARING	1	1	-							
61A	53101-00490	PLUG	4	1	-			Y01			YQ9134110	
62A	53101-00500	RING,O	4	1	141031							
62B	65210-22085	RING,O	4	141101	-	C						
63A	53101-00510	BOLT,W/WASHER	15	1	141031							
63B	80102-71240	BOLT,W/WASHER	15	141101	-	C						
64A	53101-00320	BOLT,W/WASHER	1	1	141031							
64B	80102-71245	BOLT,W/WASHER	1	141101	-	C						
65A	53101-00030	PLUG	1	1	-							YQ9134114
66A	53101-00520	SHIM	8	1	-							
67A	53101-00530	SHIM	10	1	-							
68A	53101-00540	SLEEVE	2	1	-							

## TRANSMISSION ASSY

SYM-BOL	PART NUMBER	PART NAME	UNIT Q,TY	SERIAL		REMARKS						
				(A)	(B)	N	P	D	(A)	(B)	(C)	(D)
69A	53101-00180	RING,O	4	1	141031							
69B	65210-11016	RING,O	4	141101		C						
70A	53101-00550	SHIM	20	1								
71A	53101-00560	SHIM	8	1								
72A	53101-00570	SHIM	10	1								
73A	53101-00580	SHIM	16	1								
74A	53101-00590	HOUSING	1	1	141031							
74B	53101-07180	HOUSING	1	141101		B			WA1			
75A	53101-00450	ORIFICE	3	1								
76A	53101-00600	PLUG	1	1								
77A	53101-00610	RING,O	1	1	141031							
77B	65210-11011	RING,O	1	141101		C						
78A	53101-00620	GEAR	1	1								
79A	53101-00630	SHAFT	1	1								
80A	53101-00060	PLUG	2	1					Y02			YQ9134111
81A	53101-00490	PLUG	2	1					Y01			YQ9134110
82A	53101-00640	BEARING,BALL	1	1								
83A	53101-00650	BEARING,BALL	1	1								
84A	53101-00660	RING,SNAP	1	1								
85A	53101-00450	ORIFICE	1	1								
86A	53101-00510	BOLT,W/WASHER	9	1	141031							
86B	80102-71240	BOLT,W/WASHER	9	141101		C						
87A	53101-00320	BOLT,W/WASHER	16	1	141031							
87B	80102-71245	BOLT,W/WASHER	16	141101		C						
88A	53101-00670	BOLT	1	1	141031							
88B	80109-01208	BOLT	1	141101		C						
89A	53101-00680	BOLT,W/WASHER	1	1	141031							
89B	80102-71260	BOLT,W/WASHER	1	141101		C						
90A	53101-00690	WASHER,PLANE	1	1	141031							
90B	80015-90112	WASHER,PLANE	1	141101		C						
91A	53101-00700	BOLT,W/WASHER	3	1	141031							
91B	80102-71280	BOLT,W/WASHER	3	141101		C						
92A	53101-00340	PIN	2	1								
93A	53101-00710	BUSHING	1	1								
94A	53101-00720	ADAPTER,ELBOW	1	1								
95A	53101-00730	BREATHER	1	1								YQ2055634
96A	53101-00740	BALL	1	1								
97A	53101-00750	PLATE	1	1						A1		
98A	53101-00760	PLATE	1	1								
99A	53101-00770	SPRING	1	1								
100A	53101-00150	RING,O	1	1	141031							
100B	65210-12024	RING,O	1	141101		C						
101A	53101-00780	FITTING,ELBOW	2	1								
102A	53101-00790	HOSE,RUBBER	1	1								
103A	53101-00800	CLIP	2	1								
104A	53101-00290	SENSOR	1	1								
105A	53101-00810	TORQR CONVERTER	1	1								
106A	53101-00820	BRACKET	1	1								
107A	53101-00830	RETAINER	1	1								
108A	53101-00840	BOLT	9	1								
109A	53101-00850	WASHER	9	1								
110A	53101-00860	COVER	1	1								
111A	53101-00870	COVER	1	1	141031							
111B	53101-07080	COVER	1	141101		B						
112A	53101-00880	BOLT,W/WASHER	16	1	141031							
112B	80102-71025	BOLT,W/WASHER	16	141101		C						
113A	53101-00890	PIPE ASSY,FLARED	1	1								
114A	53101-00900	PIPE ASSY,FLARED	1	1								
115A	53101-00910	PIPE ASSY,FLARED	1	1								
116A	53101-00920	PIPE ASSY,FLARED	1	1								
117A	53101-00930	PIPE ASSY,FLARED	1	1								
118A	53101-00940	PIPE ASSY,FLARED	1	1								
119A	53101-00950	CONNECTOR	4	1								
120A	53101-00960	FITTING,ELBOW	4	1								
121A	53101-00490	PLUG	2	1					Y01			YQ9134110
122A	53101-00950	CONNECTOR	4	1								

## TRANSMISSION ASSY

SYM-BOL	PART NUMBER	PART NAME	UNIT Q.TY	SERIAL		REMARKS								
				(A)	(B)	N	P	D	(A)	(B)	(C)	(D)	REMARK	
123A	53101-00970	PUMP,OIL	1	1	-									
124A	53101-00980	BOLT	2	1	- 141031									
124B	80109-01235	BOLT	2	141101	-				C					
125A	53101-00690	WASHER,PLANE	2	1	- 141031									
125B	80015-90112	WASHER,PLANE	2	141101	-				C					
126A	53101-00990	PIPE,OIL	2	1	-									
127A	53101-01000	BOLT,W/WASHER	8	1	-									
128A	53101-01010	RING,O	2	1	- 141031									
128B	65210-21040	RING,O	2	141101	-				C					
129A	53101-01020	SPACER	1	1	-									
130A	53101-01030	GEAR	1	1	-									
131A	53101-01040	SHAFT	1	1	- 141031									
131B	53101-07200	SHAFT	1	141101	-				B					
132A	53101-01050	BEARING,ROLLER	1	1	-									
133A	53101-00050	PLUG	1	1	-									
134A	53101-01060	BEARING,BALL	1	1	-									
135A	53101-01070	RING,SNAP	1	1	- 141031									
135B	63811-00050	RING,SNAP	1	141101	-				C					
136A	53101-01080	SPACER	1	1	-									
137A	53101-01090	RING,SNAP	2	1	- 141031									
137B	63811-00035	RING,SNAP	2	141101	-				C					
138A	53101-01100	PIPE ASSY,FLARED	1	1	-									
139A	53101-01110	FITTING,ELBOW	2	1	-									
140A	53101-01120	CONNECTOR	2	1	-									
141A	53101-01130	PIPE ASSY,FLARED	1	1	-									
142A	53101-03870	FITTING,TEE	1	1	-									
143A	53101-03880	FITTING,TEE	1	1	- 141031									
143B	53101-07210	BLOCK	1	141101	-				B					
144A	53101-01140	PIPE ASSY,FLARED	1	1	-									
145A	53101-01150	FITTING,ELBOW	1	1	- 141031									
145B	53101-07100	FITTING,ELBOW	1	141101	-				C					
146A	53101-00420	CONNECTOR	1	1	-									
147A	53101-01160	PLUG	1	1	-									
148A	53101-03950	BOLT,W/WASHER	2	1	-									
149A	53101-05240	CLUTCH ASSY	1	1	-								REF.335	
150A	53101-05250	CLUTCH ASSY	1	1	-									
151A	53101-05260	CLUTCH ASSY	2	1	-								REF.339	
152A	53101-01210	GEAR	1	1	-									
153A	53101-01220	SHAFT	1	1	-									
154A	53101-01230	BALL	1	1	-									
155A	53101-01240	BEARING,TAPER ROLL	1	1	-									
156A	53101-01250	SPACER	1	1	-									
157A	53101-01260	SHIM	3	1	-									
158A	53101-01270	SHIM	3	1	-									
159A	53101-01280	CAP,BEARING	1	1	-									
160A	53101-01290	SHIM	12	1	-									
161A	53101-01300	SHIM	8	1	-									
162A	53101-00240	BOLT,W/WASHER	3	1	- 141031									
162B	80102-71235	BOLT,W/WASHER	3	141101	-				C					
163A	53101-01310	SHAFT	1	1	-									
164A	53101-05270	GEAR	1	1	-									
165A	53101-05280	GEAR	1	1	-									
166A	53101-01340	BEARING,BALL	1	1	-									
167A	53101-01350	SPACER	1	1	-									
168A	53101-01360	BEARING,ROLLER	1	1	-									
169A	53101-01370	SPACER	1	1	-									
170A	53101-01380	SPACER	1	1	-									
171A	53101-01390	SPACER	1	1	-									
172A	53101-01400	PLATE	2	1	-									
173A	53101-01410	BOLT	8	1	-									
174A	53101-01420	RING,O	2	1	-									
175A	53101-01430	SHIM	8	1	-									
176A	53101-01440	SHIM	8	1	-									
177A	53101-01450	RETAINER,SEAL	1	1	-									
178A	53101-01460	RETAINER,SEAL	1	1	-									
179A	53101-01470	SEAL,OIL	2	1	- 5									

## TRANSMISSION ASSY

SYM-BOL	PART NUMBER	PART NAME	UNIT Q,TY	SERIAL		REMARKS									
				(A)	(B)	N	P	D	(A)	(B)	(C)	(D)	REMARK		
179B	53101-07050	SEAL,OIL	2	6	-										
180A	53101-01480	RING,O	1	1	- 141031										
180B	65210-21115	RING,O	1	141101	-										
181A	53101-01490	RING,O	1	1	- 141031										
181B	65210-21135	RING,O	1	141101	-										
182A	53101-01500	BOLT	3	1	- 141031										
182B	80109-01650	BOLT	3	141101	-										
183A	53101-01510	BOLT,W/WASHER	2	1	-										
184A	53101-01520	WASHER,PLANE	3	1	- 141031										
184B	80015-90116	WASHER,PLANE	3	141101	-										
185A	53101-01530	FLANGE	2	1	- 5										
185B	53101-07060	FLANGE	2	6	-										
186A	53101-01540	COVER	1	1	-										
187A	53101-01550	RING,SNAP	1	1	- 141031										
187B	63811-00120	RING,SNAP	1	141101	-										
188A	53101-05350	GEAR	1	1	-										
189A	53101-01570	BEARING,TAPER ROLL	1	1	-										
190A	53101-01580	HUB	1	1	-										
191A	53101-01070	RING,SNAP	1	1	-										
192A	53101-05370	GEAR	1	1	-										
193A	53101-01600	HOUSING	1	1	-										
194A	53101-01570	BEARING,TAPER ROLL	1	1	-										
195A	53101-01610	PIN	2	1	-										
196A	53101-01620	DISC,FRICTION	10	1	-										
197A	53101-01630	RING,SNAP	1	1	-										
198A	53101-01640	DISC,SEPARATION	11	1	-										
199A	53101-01650	PLATE	1	1	-										
200A	53101-01660	HOUSING	1	1	- 141031										
200B	53101-07220	HOUSING	1	141101	-										
201A	53101-01670	PISTON	1	1	-										
202A	53101-01680	RING,D	1	1	- 141031										
202B	53101-07380	RING,D	1	141101	-										
203A	53101-01690	RETAINER	2	1	-										
204A	53101-01700	BOLT,SOCKET	8	1	- 141031										
204B	80107-81225	BOLT,SOCKET	8	141101	-										
205A	53101-01710	RING,D	1	1	- 141031										
205B	53101-07390	RING,D	1	141101	-										
206A	53101-01720	RING,O	4	1	- 141031										
206B	65210-21180	RING,O	4	141101	-										
207A	53101-01730	SPRING	28	1	-										
208A	53101-01740	PIN	2	1	-										
209A	53101-01750	PLATE	1	1	-										
210A	53101-01760	CAP,BEARING	1	1	-										
211A	53101-00690	WASHER,PLANE	4	1	- 141031										
211B	80015-90112	WASHER,PLANE	4	141101	-										
212A	53101-01770	BOLT	2	1	- 141031										
212B	80109-01250	BOLT	2	141101	-										
213A	53101-01780	BOLT,SOCKET	16	1	- 141031										
213B	80107-81290	BOLT,SOCKET	16	141101	-										
214A	53101-01790	SPRING	10	1	-										
215A	53101-00060	PLUG	1	1	-							Y02			
216A	53101-01800	RING,O	2	1	- 141031										
216B	65210-11010	RING,O	2	141101	-										
217A	53101-00950	CONNECTOR	1	1	-										
218A	53101-00960	FITTING,ELBOW	1	1	-										
219A	53101-00030	PLUG	1	1	-										YQ9134114
220A	53101-02720	CONNECTOR	1	1	-										
221A	53101-02730	PIPE ASSY,FLARED	1	1	-										
222A	53101-01150	FITTING,ELBOW	1	1	- 141031										
222B	53101-07100	FITTING,ELBOW	1	141101	-										
223A	53101-01820	ORIFICE	2	1	-										
224A	53101-02740	PIPE ASSY,FLARED	1	1	-										
225A	53101-00490	PLUG	2	1	-							Y01			YQ9134110
226A	53101-01860	PLATE	2	1	-										
227A	53101-01870	BOLT	2	1	-										
228A	53101-01880	BOLT	2	1	- 141031										

TRANSMISSION ASSY

SYM-BOL	PART NUMBER	PART NAME	UNIT Q,TY	SERIAL		REMARKS									
				(A)	(B)	N	P	D	(A)	(B)	(C)	(D)	REMARK		
228B	80109-01016	BOLT	2	141101	-										
229A	53101-01890	SENSOR,PRESSURE	1	1	-	141031									
229B	35830-60140	SENSOR,PRESSURE	1	141101	-										
230A	53101-01900	WASHER,PLANE	2	1	-	141031									
230B	80015-90110	WASHER,PLANE	2	141101	-										
231A	53101-01910	BOLT,SOCKET	6	1	-										
232A	53101-02750	CAP,BEARING	1	1	-										
233A	53101-00320	BOLT,W/WASHER	8	1	-										
234A	53101-05360	GEAR ASSY	1	1	-										REF.345
235A	53101-01930	VALVE ASSY,CONTROL	1	1	-										
236A	53101-01940	VALVE ASSY	1	1	-										REF.361
237A	53101-03890	VALVE ASSY	1	1	-										
238A	53101-01950	RING,O	1	1	-										
239A	53101-00080	RING,O	1	1	-										YQZ970860
240A	53101-00690	WASHER,PLANE	10	1	-	141031									
240B	80015-90112	WASHER,PLANE	10	141101	-										
241A	53101-03900	PLUG	1	1	-										
261A	47131-78820	RING,O	1	1	-						01				
262A	47131-78840	RING,O	1	1	-							02			

---

MEMO

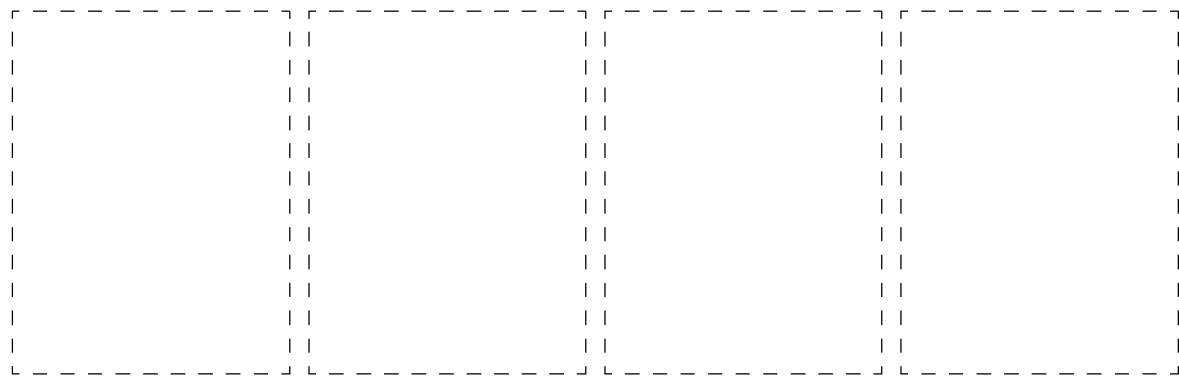
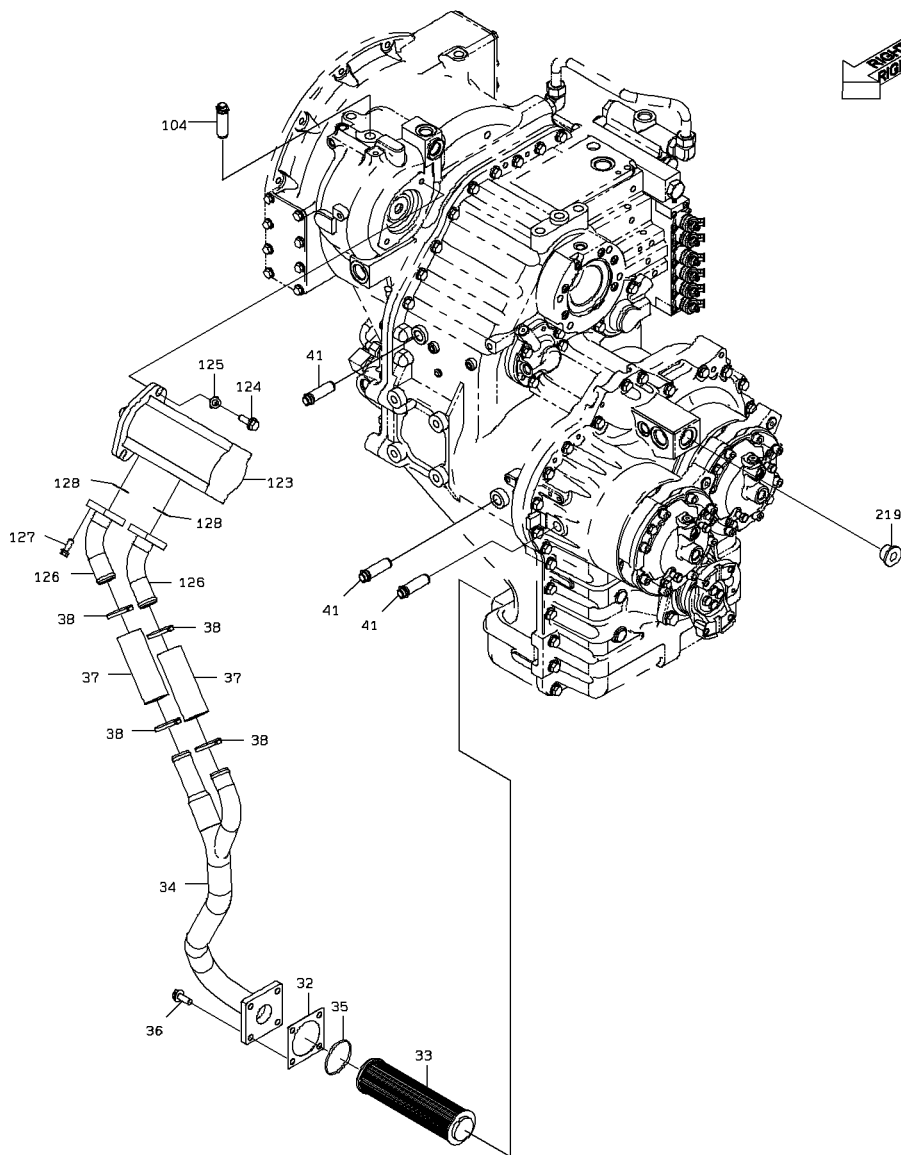

---



# TRANSMISSION ASSY(2 PARKING-BRAKES AXIS SPEC.)

( T/M MODEL : TCDD79AW2 )

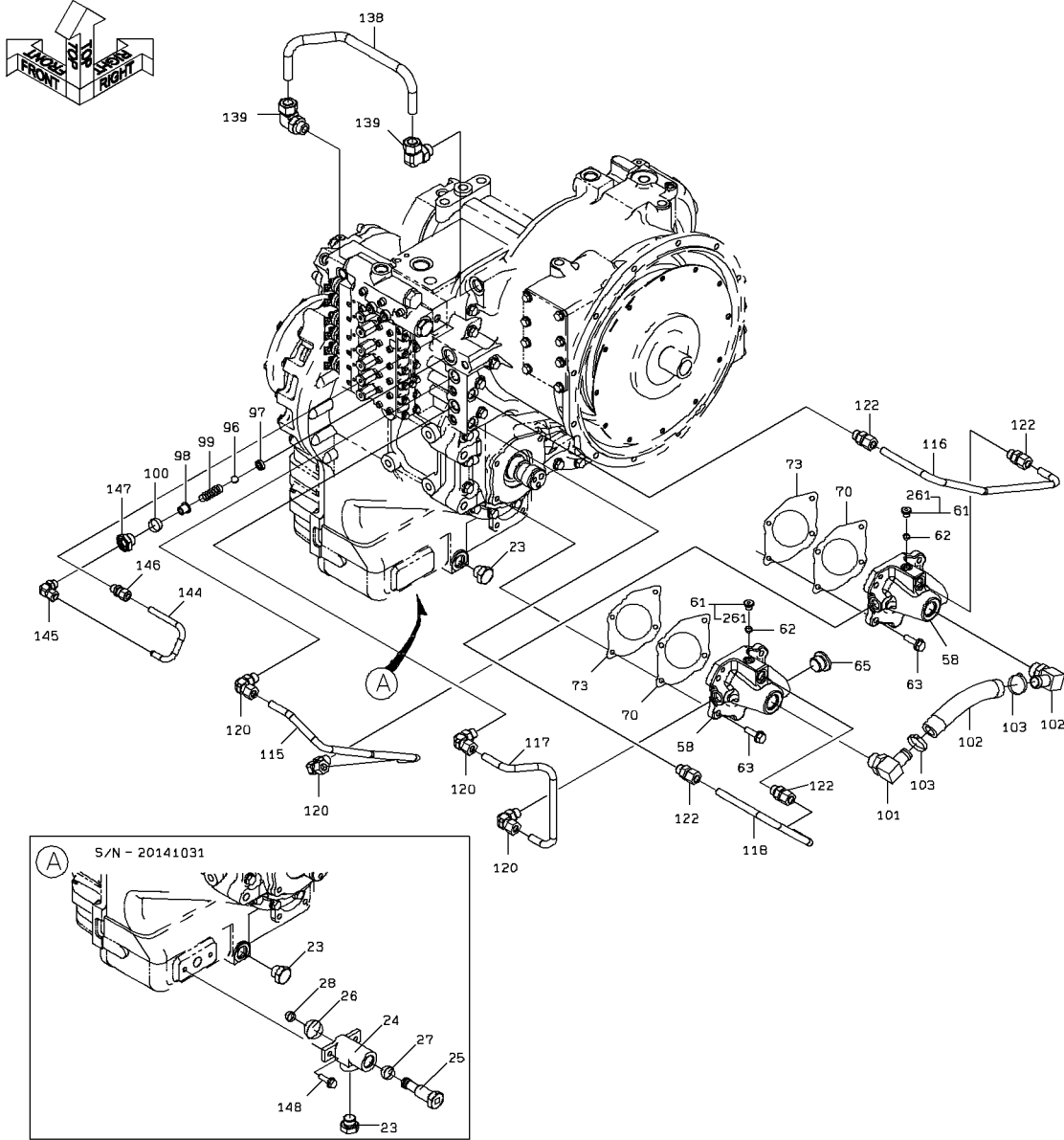
(注配) : シリアルナンバーはトランスミッションのシリアルナンバーを示します。  
 (NOTE) : SERIAL NUMBER INDICATES THE TRANSMISSION SERIAL NUMBER.



# TRANSMISSION ASSY(2 PARKING-BRAKES AXIS SPEC.)

( T/M MODEL : TCDD79AW2 )

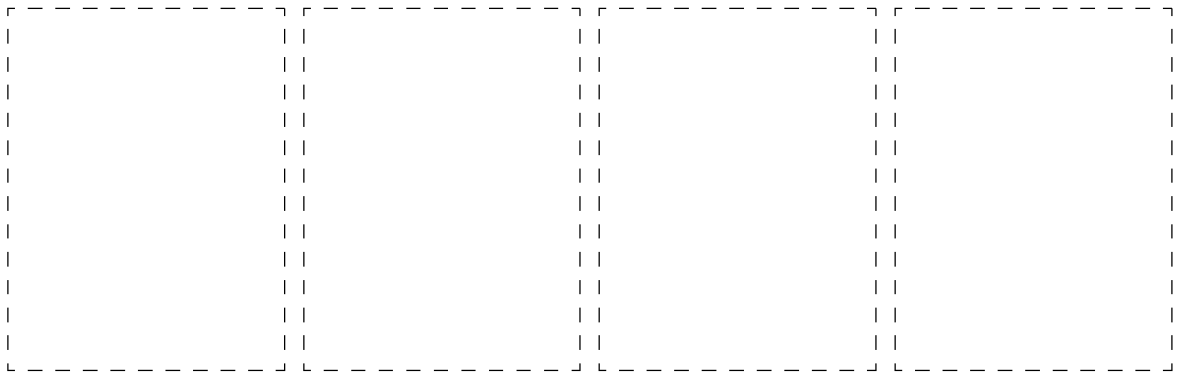
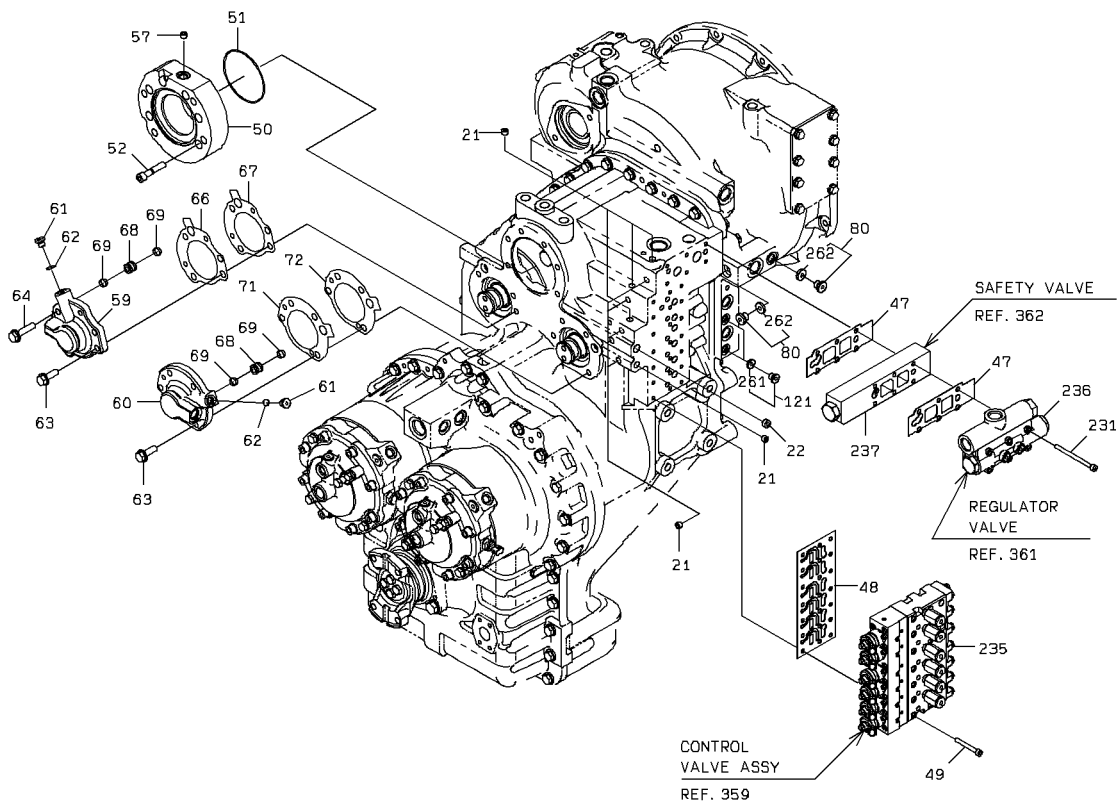
(注配) : シリアルナンバーはトランスミッションのシリアルナンバーを示します。  
(NOTE) : SERIAL NUMBER INDICATES THE TRANSMISSION SERIAL NUMBER.



# TRANSMISSION ASSY(2 PARKING-BRAKES AXIS SPEC.)

( T/M MODEL : TCDD79AW2 )

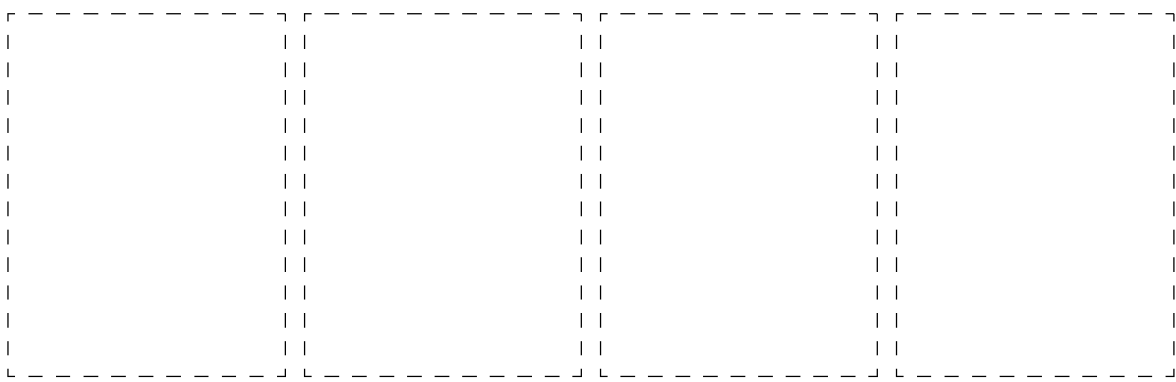
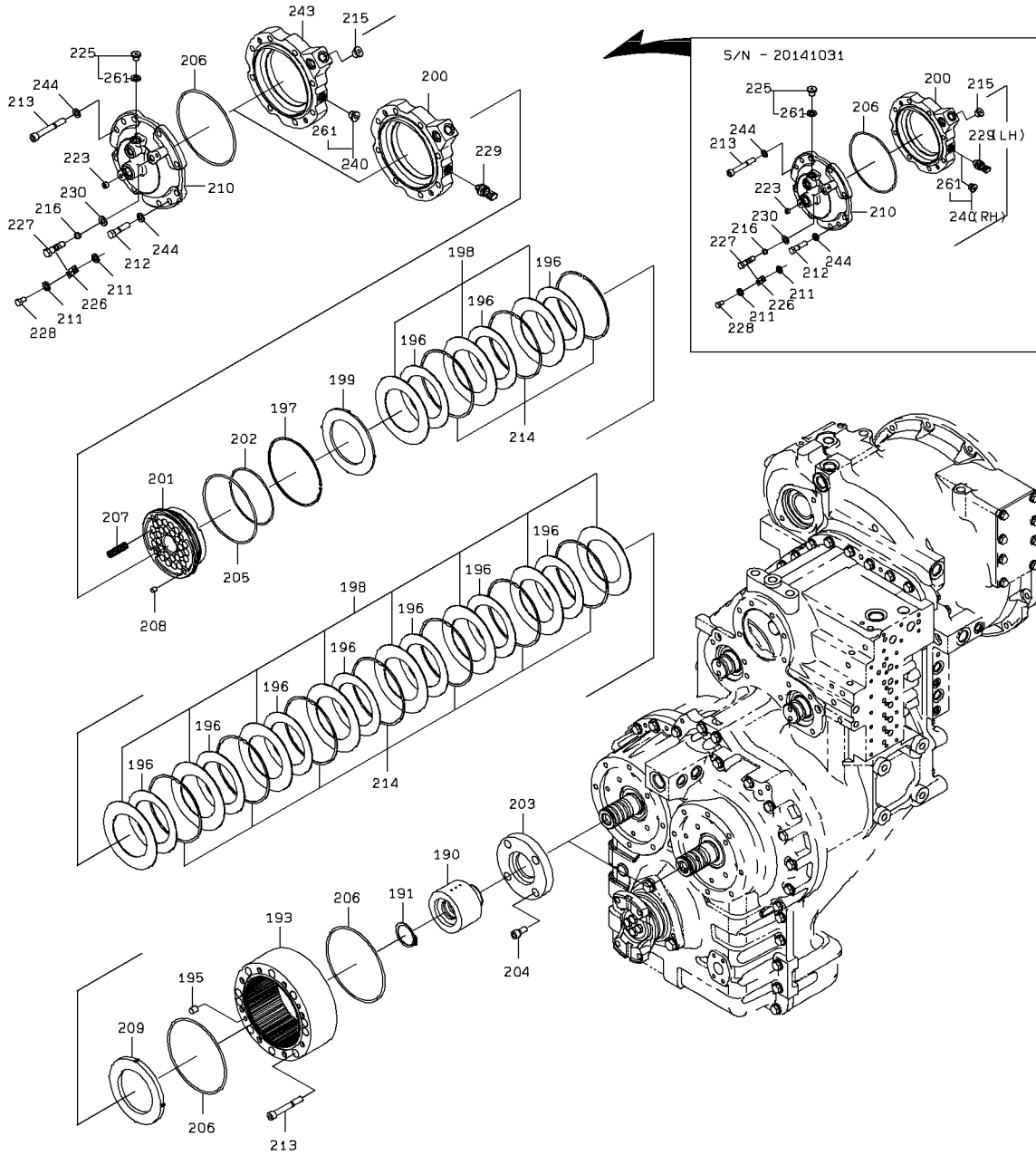
(注配) : シリアルナンバーはトランスミッションのシリアルナンバーを示します。  
(NOTE) : SERIAL NUMBER INDICATES THE TRANSMISSION SERIAL NUMBER.



# TRANSMISSION ASSY(2 PARKING-BRAKES AXIS SPEC.)

(法記) : シリアルナンバーはトランスミッションのシリアルナンバーを示します。  
 (NOTE) : SERIAL NUMBER INDICATES THE TRANSMISSION SERIAL NUMBER.

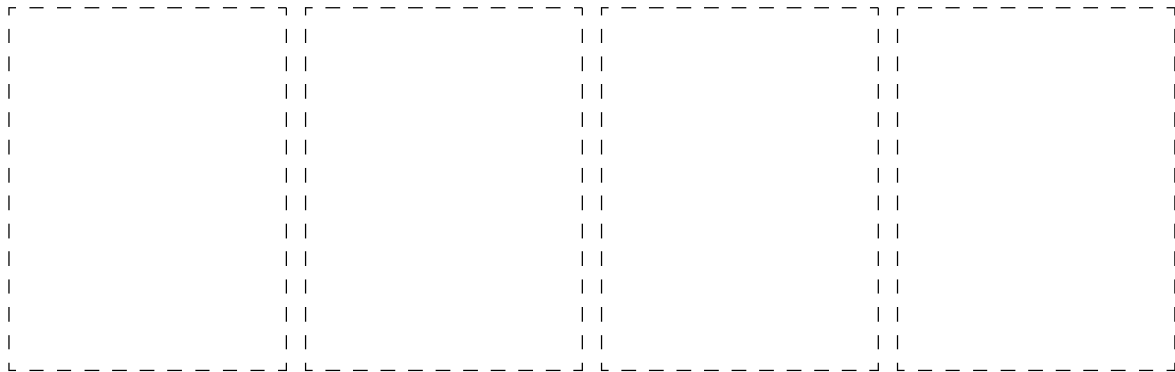
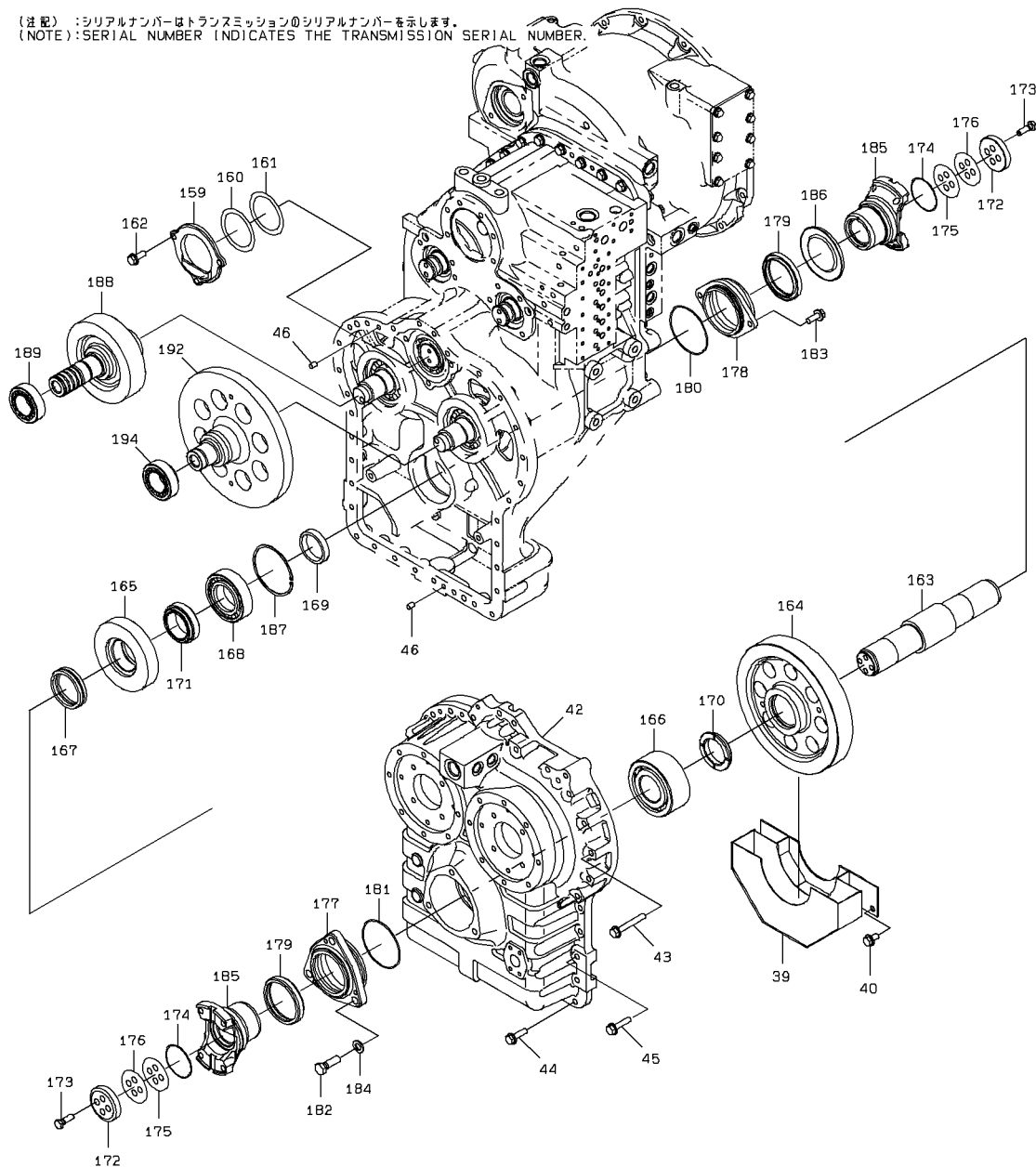
( T/M MODEL : TCDD79AW2 )



# TRANSMISSION ASSY(2 PARKING-BRAKES AXIS SPEC.)

( T/M MODEL : TCDD79AW2 )

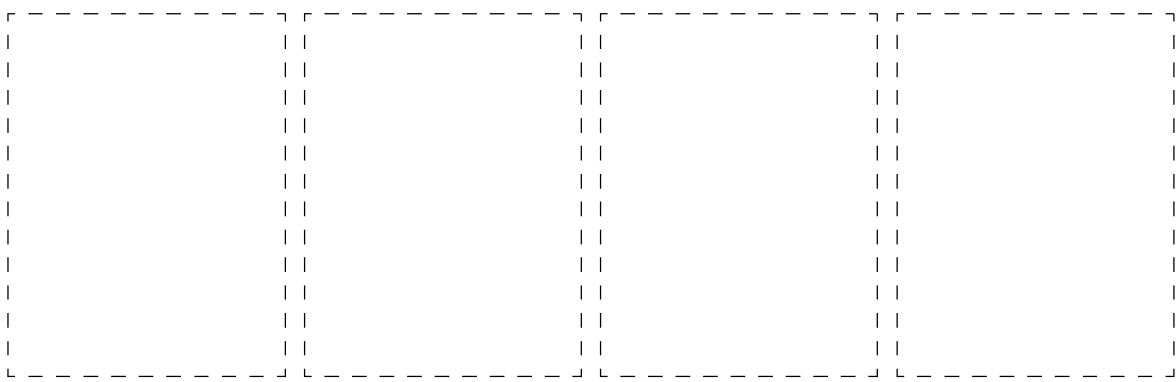
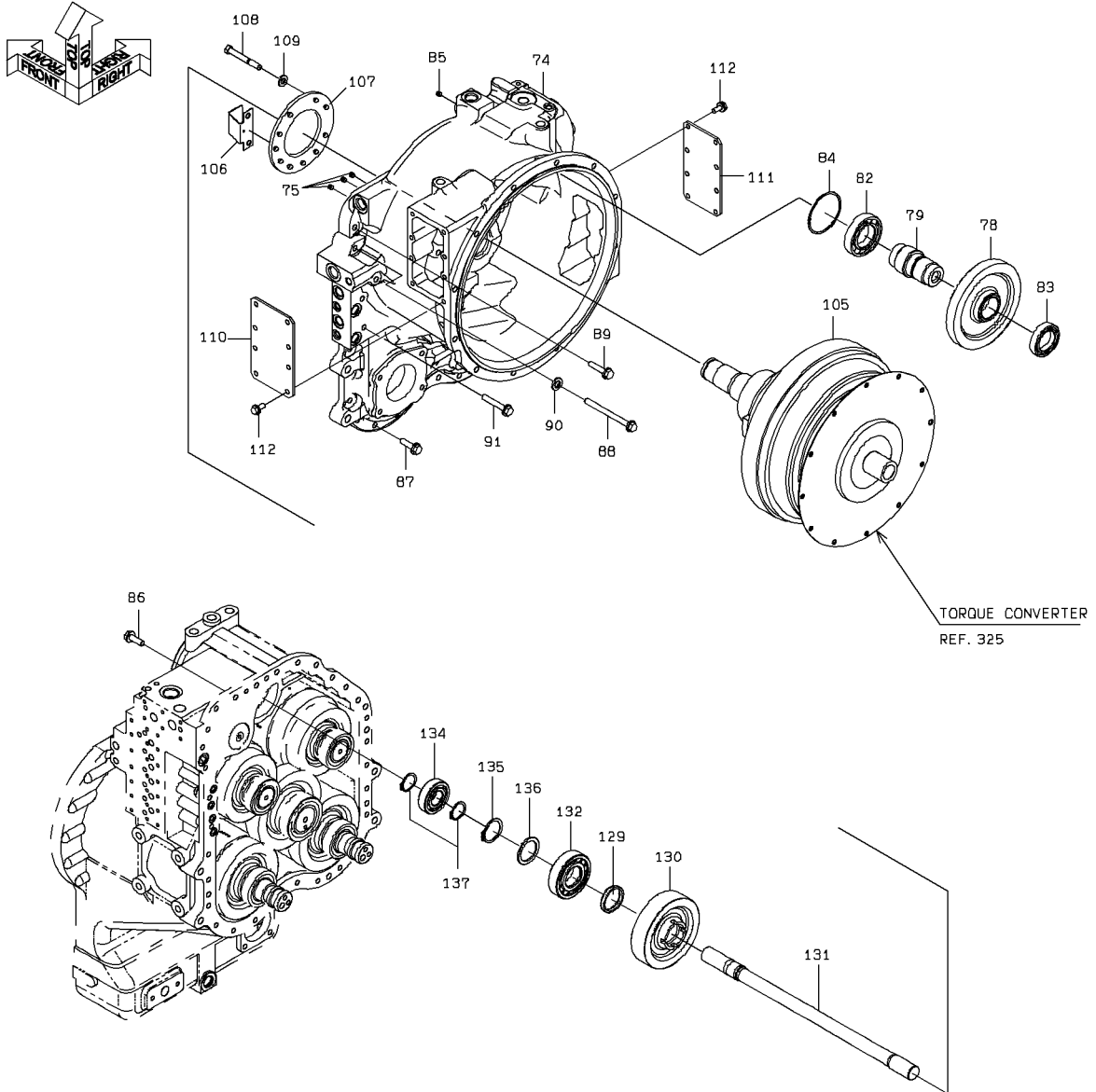
(注配) : シリアルナンバーはトランスミッションのシリアルナンバーを示します。  
 (NOTE) : SERIAL NUMBER INDICATES THE TRANSMISSION SERIAL NUMBER.



# TRANSMISSION ASSY(2 PARKING-BRAKES AXIS SPEC.)

( T/M MODEL : TCDD79AW2 )

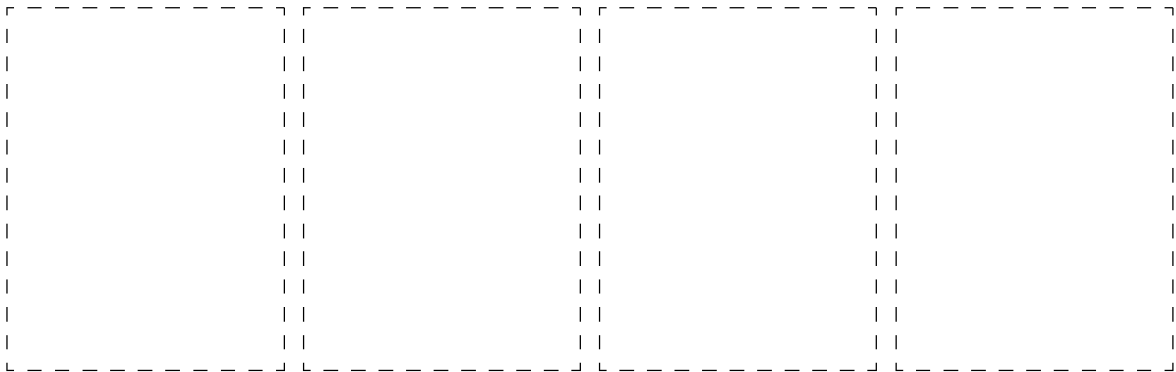
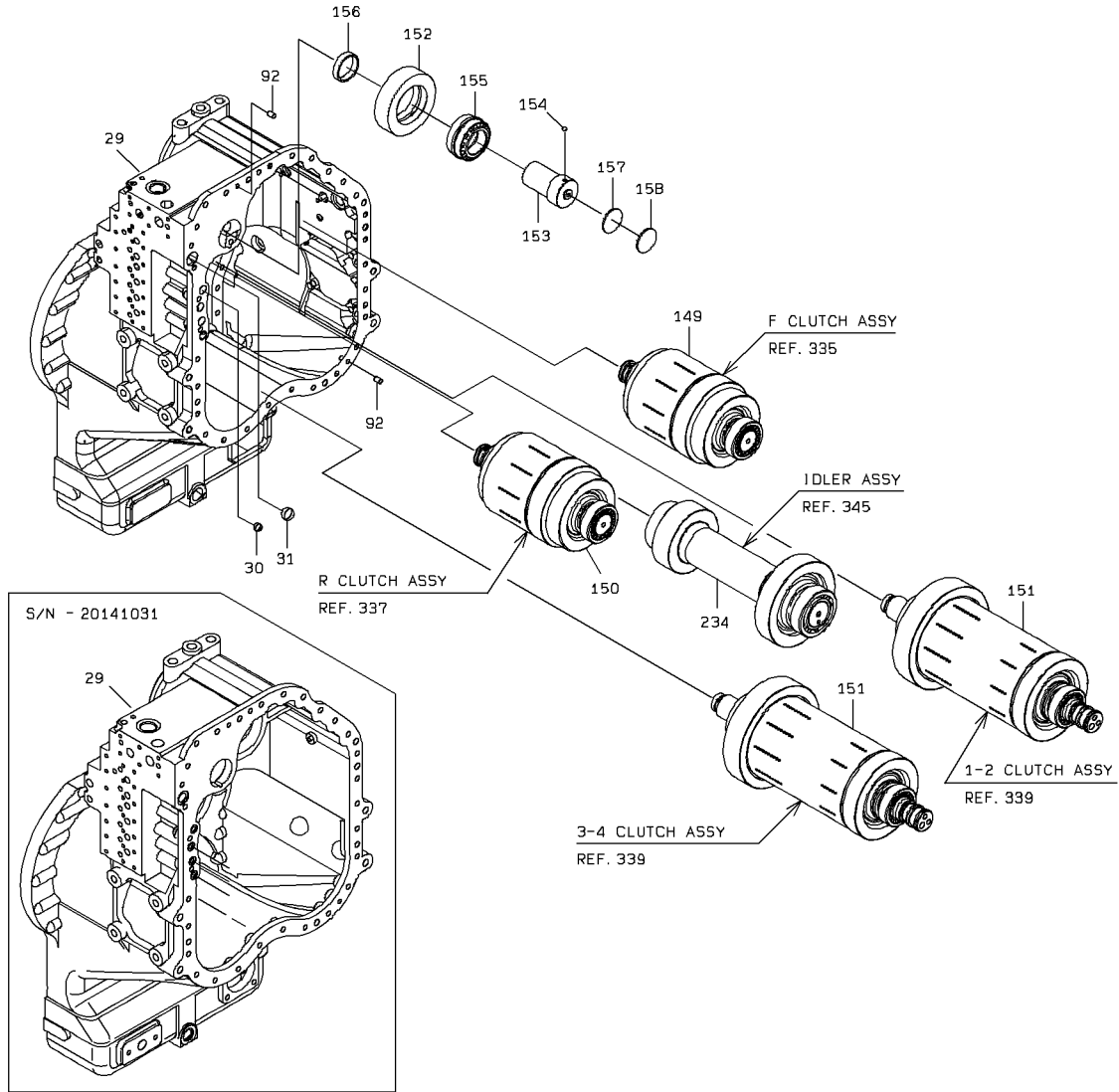
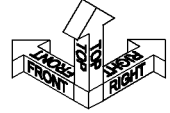
(注配) : シリアルナンバーはトランスミッションのシリアルナンバーを示します。  
(NOTE) : SERIAL NUMBER INDICATES THE TRANSMISSION SERIAL NUMBER.



# TRANSMISSION ASSY(2 PARKING-BRAKES AXIS SPEC.)

( T/M MODEL : TCDD79AW2 )

(注配) : シリアルナンバーはトランスミッションのシリアルナンバーを示します。  
(NOTE) : SERIAL NUMBER INDICATES THE TRANSMISSION SERIAL NUMBER.



## TRANSMISSION ASSY(2 PARKING-BRAKES AXIS SPEC.)

SYM-BOL	PART NUMBER	PART NAME	UNIT Q,TY	SERIAL		REMARKS						
				(A)	(B)	N	P	D	(A)	(B)	(C)	(D)
000A	53101-05230	TRANSMISSION	1	1	141031							
000B	53101-07370	TRANSMISSION	1	141101	-	B						
21A	53101-00090	PLUG	10	1	-							
22A	53101-00100	PLUG	1	1	-							
23A	53101-00110	PLUG	2	1	141031							
23B	53101-00110	PLUG	1	141101	-							
24A	53101-00120	BLOCK	1	1	141031	D						
25A	53101-00130	ADAPTER	1	1	141031	D						
26A	53101-00140	RING,O	1	1	141031	D						
27A	53101-00150	RING,O	1	1	141031	D						
28A	53101-00160	RING,O	1	1	141031	D						
29A	53101-00170	CASE,T/M	1	1	141031							
29B	53101-07170	CASE,T/M	1	141101	-	B						
30A	53101-00180	RING,O	4	1	141031							
30B	65210-11016	RING,O	4	141101	-	C						
31A	53101-00190	RING,O	1	1	141031							
31B	65210-11026	RING,O	1	141101	-	C						
32A	53101-00200	GASKET	1	1	-							
33A	53101-00210	STRAINER	1	1	-							
34A	53101-00220	PIPE	1	1	-							
35A	53101-00230	RING,O	1	1	141031							
35B	65210-21075	RING,O	1	141101	-	C						
36A	53101-00240	BOLT,W/WASHER	4	1	141031							
36B	80102-71235	BOLT,W/WASHER	4	141101	-	C						
37A	53101-00250	HOSE,RUBBER	2	1	-							
38A	53101-00260	CLIP	4	1	-							
39A	53101-00270	BAFFLE	1	1	-							
40A	53101-00280	BOLT,W/WASHER	2	1	141031							
40B	80102-71225	BOLT,W/WASHER	2	141101	-	C						
41A	53101-00290	SENSOR	3	1	-							
42A	53101-00300	CASE,T/M	1	1	-							
43A	53101-00310	BOLT,W/WASHER	7	1	141031							
43B	80102-71290	BOLT,W/WASHER	7	141101	-	C						
44A	53101-00320	BOLT,W/WASHER	18	1	141031							
44B	80102-71245	BOLT,W/WASHER	18	141101	-	C						
45A	53101-00330	BOLT,W/WASHER	7	1	141031							
45B	80102-71255	BOLT,W/WASHER	7	141101	-	C						
46A	53101-00340	PIN	2	1	-							
47A	53101-00350	GASKET	2	1	-							
48A	53101-00360	GASKET	1	1	-							
49A	53101-00370	BOLT,SOCKET	21	1	141031							
49B	80107-80865	BOLT,SOCKET	21	141101	-	C						
50A	53101-00380	SPACER	1	1	-							
51A	53101-00390	RING,O	1	1	141031							
51B	65210-22125	RING,O	1	141101	-	C						
52A	53101-00400	BOLT,SOCKET	6	1	141031							
52B	80107-81260	BOLT,SOCKET	6	141101	-	C						
53A	53101-00410	PIPE ASSY,FLARED	1	1	-							
54A	53101-00420	CONNECTOR	1	1	-							
55A	53101-00430	CONNECTOR	1	1	-							
56A	53101-00440	BUSHING	1	1	-							
57A	53101-00450	ORIFICE	1	1	-							
58A	53101-00460	CAP,BEARING	2	1	-							
59A	53101-00470	CAP,BEARING	1	1	-							
60A	53101-00480	CAP,BEARING	1	1	-							
61A	53101-00490	PLUG	4	1	-			Y01			YQ9134110	
62A	53101-00500	RING,O	4	1	141031							
62B	65210-22085	RING,O	4	141101	-	C						
63A	53101-00510	BOLT,W/WASHER	15	1	141031							
63B	80102-71240	BOLT,W/WASHER	15	141101	-	C						
64A	53101-00320	BOLT,W/WASHER	1	1	141031							
64B	80102-71245	BOLT,W/WASHER	1	141101	-	C						
65A	53101-00030	PLUG	1	1	-							YQ9134114
66A	53101-00520	SHIM	8	1	-							
67A	53101-00530	SHIM	10	1	-							
68A	53101-00540	SLEEVE	2	1	-							

## TRANSMISSION ASSY(2 PARKING-BRAKES AXIS SPEC.)

SYM-BOL	PART NUMBER	PART NAME	UNIT Q,TY	SERIAL (A) - (B)	REMARKS					
					N	P	D	(A)	(B)	(C)
69A	53101-00180	RING,O	4	1 - 141031						
69B	65210-11016	RING,O	4	141101 -	C					
70A	53101-00550	SHIM	20	1 -						
71A	53101-00560	SHIM	8	1 -						
72A	53101-00570	SHIM	10	1 -						
73A	53101-00580	SHIM	16	1 -						
74A	53101-00590	HOUSING	1	1 - 141031						
74B	53101-07180	HOUSING	1	141101 -	B					
75A	53101-00450	ORIFICE	3	1 -						
76A	53101-00600	PLUG	1	1 -						
77A	53101-00610	RING,O	1	1 - 141031						
77B	65210-11011	RING,O	1	141101 -	C					
78A	53101-00620	GEAR	1	1 -						
79A	53101-00630	SHAFT	1	1 -						
80A	53101-00060	PLUG	2	1 -			Y02			YQ9134111
81A	53101-00490	PLUG	2	1 -			Y01			
82A	53101-00640	BEARING,BALL	1	1 -						
83A	53101-00650	BEARING,BALL	1	1 -						
84A	53101-00660	RING,SNAP	1	1 -						
85A	53101-00450	ORIFICE	1	1 -						
86A	53101-00510	BOLT,W/WASHER	9	1 - 141031						
86B	80102-71240	BOLT,W/WASHER	9	141101 -	C					
87A	53101-00320	BOLT,W/WASHER	16	1 - 141031						
87B	80102-71245	BOLT,W/WASHER	16	141101 -	C					
88A	53101-00670	BOLT	1	1 - 141031						
88B	80109-01208	BOLT	1	141101 -	C					
89A	53101-00680	BOLT,W/WASHER	1	1 - 141031						
89B	80102-71260	BOLT,W/WASHER	1	141101 -	C					
90A	53101-00690	WASHER,PLANE	1	1 - 141031						
90B	80015-90112	WASHER,PLANE	1	141101 -	C					
91A	53101-00700	BOLT,W/WASHER	3	1 - 141031						
91B	80102-71280	BOLT,W/WASHER	3	141101 -	C					
92A	53101-00340	PIN	2	1 -						
93A	53101-00710	BUSHING	1	1 -						
94A	53101-00720	ADAPTER,ELBOW	1	1 -						
95A	53101-00730	BREATHER	1	1 -						
96A	53101-00740	BALL	1	1 -						
97A	53101-00750	PLATE	1	1 -						
98A	53101-00760	PLATE	1	1 -						
99A	53101-00770	SPRING	1	1 -						
100A	53101-00150	RING,O	1	1 - 141031						
100B	65210-12024	RING,O	1	141101 -	C					
101A	53101-00780	FITTING,ELBOW	2	1 -						
102A	53101-00790	HOSE,RUBBER	1	1 -						
103A	53101-00800	CLIP	2	1 -						
104A	53101-00290	SENSOR	1	1 -						
105A	53101-00810	TORQUR CONVERTER	1	1 -						
106A	53101-00820	BRACKET	1	1 -						
107A	53101-00830	RETAINER	1	1 -						
108A	53101-00840	BOLT	9	1 -						
109A	53101-00850	WASHER	9	1 -						
110A	53101-00860	COVER	1	1 -						
111A	53101-00870	COVER	1	1 - 141031						
111B	53101-07080	COVER	1	141101 -	B					
112A	53101-00880	BOLT,W/WASHER	16	1 - 141031						
112B	80102-71025	BOLT,W/WASHER	16	141101 -	C					
113A	53101-00890	PIPE ASSY,FLARED	1	1 -						
114A	53101-00900	PIPE ASSY,FLARED	1	1 -						
115A	53101-00910	PIPE ASSY,FLARED	1	1 -						
116A	53101-00920	PIPE ASSY,FLARED	1	1 -						
117A	53101-00930	PIPE ASSY,FLARED	1	1 -						
118A	53101-00940	PIPE ASSY,FLARED	1	1 -						
119A	53101-00950	CONNECTOR	4	1 -						
120A	53101-00960	FITTING,ELBOW	4	1 -						
121A	53101-00490	PLUG	2	1 -			Y01			YQ9134110
122A	53101-00950	CONNECTOR	4	1 -						

## TRANSMISSION ASSY(2 PARKING-BRAKES AXIS SPEC.)

SYM-BOL	PART NUMBER	PART NAME	UNIT Q.TY	SERIAL		REMARKS						
				(A)	(B)	N	P	D	(A)	(B)	(C)	(D)
123A	53101-00970	PUMP,OIL	1	1	-							
124A	53101-00980	BOLT	2	1	- 141031							
124B	80109-01235	BOLT	2	141101	-				C			
125A	53101-00690	WASHER,PLANE	2	1	- 141031							
125B	80015-90112	WASHER,PLANE	2	141101	-				C			
126A	53101-00990	PIPE,OIL	2	1	-							
127A	53101-01000	BOLT,W/WASHER	8	1	-							
128A	53101-01010	RING,O	2	1	- 141031							
128B	65210-21040	RING,O	2	141101	-				C			
129A	53101-01020	SPACER	1	1	-							
130A	53101-01030	GEAR	1	1	-							
131A	53101-01040	SHAFT	1	1	- 141031							
131B	53101-07200	SHAFT	1	141101	-				B			
132A	53101-01050	BEARING,ROLLER	1	1	-							
133A	53101-00050	PLUG	1	1	-							
134A	53101-01060	BEARING,BALL	1	1	-							
135A	53101-01070	RING,SNAP	1	1	- 141031							
135B	63811-00050	RING,SNAP	1	141031	-				C			
136A	53101-01080	SPACER	1	1	-							
137A	53101-01090	RING,SNAP	2	1	- 141031							
137B	63811-00035	RING,SNAP	2	141031	-				C			
138A	53101-01100	PIPE ASSY,FLARED	1	1	-							
139A	53101-01110	FITTING,ELBOW	2	1	-							
140A	53101-01120	CONNECTOR	2	1	-							
141A	53101-01130	PIPE ASSY,FLARED	1	1	-							
142A	53101-03870	FITTING,TEE	1	1	-							
143A	53101-03880	FITTING,TEE	1	1	- 141031							
143B	53101-07210	BLOCK	1	141101	-				B			
144A	53101-01140	PIPE ASSY,FLARED	1	1	-							
145A	53101-01150	FITTING,ELBOW	1	1	- 141031							
145B	53101-07100	FITTING,ELBOW	1	141101	-				B			
146A	53101-00420	CONNECTOR	1	1	-							
147A	53101-01160	PLUG	1	1	-							
148A	53101-03950	BOLT,W/WASHER	2	1	- 141031				D			
149A	53101-05240	CLUTCH ASSY	1	1	-							REF.335
150A	53101-05250	CLUTCH ASSY	1	1	-							REF.337
151A	53101-05260	CLUTCH ASSY	2	1	-							REF.339
152A	53101-01210	GEAR	1	1	-							
153A	53101-01220	SHAFT	1	1	-							
154A	53101-01230	BALL	1	1	-							
155A	53101-01240	BEARING,TAPER ROLL	1	1	-							
156A	53101-01250	SPACER	1	1	-							
157A	53101-01260	SHIM	3	1	-							
158A	53101-01270	SHIM	3	1	-							
159A	53101-01280	CAP,BEARING	1	1	-							
160A	53101-01290	SHIM	12	1	-							
161A	53101-01300	SHIM	8	1	-							
162A	53101-00240	BOLT,W/WASHER	3	1	- 141031							
162B	80102-71235	BOLT,W/WASHER	3	141101	-				C			
163A	53101-01310	SHAFT	1	1	-							
164A	53101-05270	GEAR	1	1	-							
165A	53101-05280	GEAR	1	1	-							
166A	53101-01340	BEARING,BALL	1	1	-							
167A	53101-01350	SPACER	1	1	-							
168A	53101-01360	BEARING,ROLLER	1	1	-							
169A	53101-01370	SPACER	1	1	-							
170A	53101-01380	SPACER	1	1	-							
171A	53101-01390	SPACER	1	1	-							
172A	53101-01400	PLATE	2	1	-							
173A	53101-01410	BOLT	8	1	-							
174A	53101-01420	RING,O	2	1	-							
175A	53101-01430	SHIM	8	1	-							
176A	53101-01440	SHIM	8	1	-							
177A	53101-01450	RETAINER,SEAL	1	1	-							
178A	53101-01460	RETAINER,SEAL	1	1	-							
179A	53101-07050	SEAL,OIL	2	1	-							

## TRANSMISSION ASSY(2 PARKING-BRAKES AXIS SPEC.)

SYM-BOL	PART NUMBER	PART NAME	UNIT Q,TY	SERIAL		REMARKS						
				(A)	(B)	N	P	D	(A)	(B)	(C)	(D)
180A	53101-01480	RING,O	1	1	141031							
180B	65210-21115	RING,O	1	141101								
181A	53101-01490	RING,O	1	1	141031	C						
181B	65210-21135	RING,O	1	141101								
182A	53101-01500	BOLT	3	1	141031							
182B	80109-01650	BOLT	3	141101		C						
183A	53101-01510	BOLT,W/WASHER	2	1								
184A	53101-01520	WASHER,PLANE	3	1	141031							
184B	80015-90116	WASHER,PLANE	3	141101		C						
185A	53101-07060	FLANGE	2	1								
186A	53101-01540	COVER	1	1								
187A	53101-01550	RING,SNAP	1	1	141031							
187B	63811-00120	RING,SNAP	1	141101		C						
188A	53101-05350	GEAR	1	1								
189A	53101-01570	BEARING,TAPER ROLL	1	1								
190A	53101-01580	HUB	2	1								
191A	53101-01070	RING,SNAP	2	1								
192A	53101-05290	GEAR	1	1								
193A	53101-01600	HOUSING	2	1								
194A	53101-01570	BEARING,TAPER ROLL	1	1								
195A	53101-01610	PIN	4	1								
196A	53101-01620	DISC,FRICITION	20	1								
197A	53101-01630	RING,SNAP	2	1								
198A	53101-01640	DISC,SEPARATION	22	1								
199A	53101-01650	PLATE	2	1								
200A	53101-01660	HOUSING	2	1	141031							
200B	53101-07220	HOUSING	1	141101		B						
201A	53101-01670	PISTON	2	1								
202A	53101-01680	RING,D	2	1	141031							
202B	53101-07380	RING,D	2	141101		B						
203A	53101-01690	RETAINER	2	1								
204A	53101-01700	BOLT,SOCKET	8	1	141031							
204B	80107-81225	BOLT,SOCKET	8	141101		C						
205A	53101-01710	RING,D	2	1	141031							
205B	53101-07390	RING,D	2	141101		B						
206A	53101-01720	RING,O	6	1	141031							
206B	65210-21180	RING,O	6	141101		C						
207A	53101-01730	SPRING	56	1								
208A	53101-01740	PIN	4	1								
209A	53101-01750	PLATE	2	1								
210A	53101-01760	CAP,BEARING	2	1								
211A	53101-00690	WASHER,PLANE	8	1	141031							
211B	80015-90112	WASHER,PLANE	8	141101		C						
212A	53101-01770	BOLT	4	1	141031							
212B	80109-01250	BOLT	4	141101		C						
213A	53101-01780	BOLT,SOCKET	32	1	141031							
213B	80107-81290	BOLT,SOCKET	32	141101		C						
214A	53101-01790	SPRING	20	1								
215A	53101-00060	PLUG	1	1				Y02			YQ9134111	
216A	53101-01800	RING,O	4	1	141031							
216B	65210-11010	RING,O	4	141101		C						
217A	53101-00950	CONNECTOR	1	1								
218A	53101-00960	FITTING,ELBOW	1	1								
219A	53101-00030	PLUG	1	1							YQ9134114	
220A	53101-00420	CONNECTOR	2	1								
221A	53101-01810	PIPE ASSY,FLARED	1	1								
222A	53101-01150	FITTING,ELBOW	2	1	141031							
222B	53101-07100	FITTING,ELBOW	2	141101		B						
223A	53101-01820	ORIFICE	2	1								
224A	53101-01830	PIPE ASSY,FLARED	1	1								
225A	53101-00490	PLUG	2	1				Y01			YQ9134110	
226A	53101-01860	PLATE	4	1								
227A	53101-01870	BOLT	4	1								
228A	53101-01880	BOLT	4	1	141031							
228B	80109-01016	BOLT	4	141101		C						
229A	53101-01890	SENSOR,PRESSURE	1	1	141031							

TRANSMISSION ASSY(2 PARKING-BRAKES AXIS SPEC.)

SYM-BOL	PART NUMBER	PART NAME	UNIT Q,TY	SERIAL		REMARKS								
				(A)	(B)	N	P	D	(A)	(B)	(C)	(D)	REMARK	
229B	35830-60140	SENSOR,PRESSURE	1	141101	-									
230A	53101-01900	WASHER,PLANE	4	1	-	141031								
230B	80015-90110	WASHER,PLANE	4	141101	-									
231A	53101-01910	BOLT,SOCKET	6	1	-									
234A	53101-05360	GEAR ASSY	1	1	-									REF.345
235A	53101-01930	VALVE ASSY,CONTROL	1	1	-									REF.359
236A	53101-01940	VALVE ASSY	1	1	-									REF.361
237A	53101-03890	VALVE ASSY	1	1	-									REF.362
238A	53101-01950	RING,O	1	1	-									
239A	53101-00080	RING,O	1	1	-									YQZ970860
240A	53101-00490	PLUG	1	1	-				Y01					
241A	53101-03900	PLUG	1	1	-									
243A	53101-07330	HOUSING	1	141101	-									
244A	53101-00690	WASHER,PLANE	20	1	-	140930								
244B	80015-90112	WASHER,PLANE	20	141001	-									
252A	53101-01840	PLUG	1	1	-						Y03			YQ9134112
253A	53101-01850	PIPE ASSY,FLARED	1	1	-									
261A	47131-78820	RING,O	1	1	-				01					
262A	47131-78840	RING,O	1	1	-					02				
267A	53101-00140	RING,O	1	1	-						03			

---

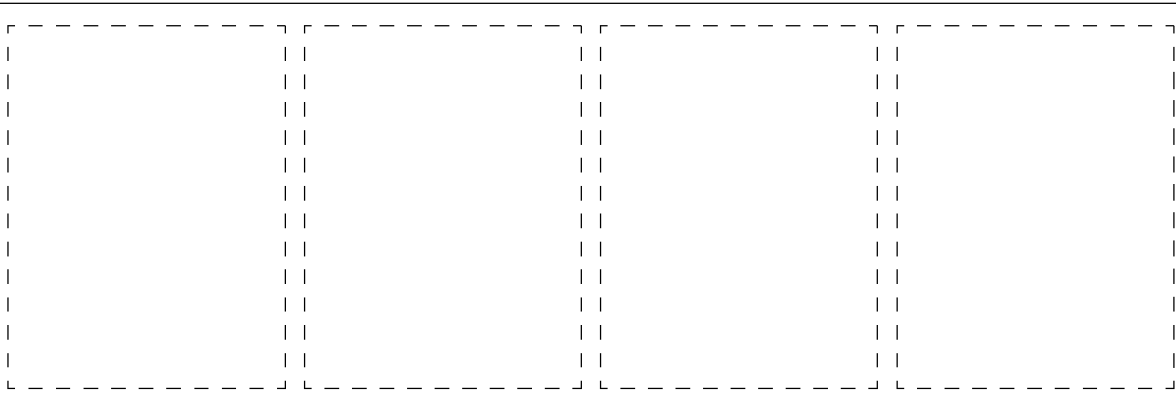
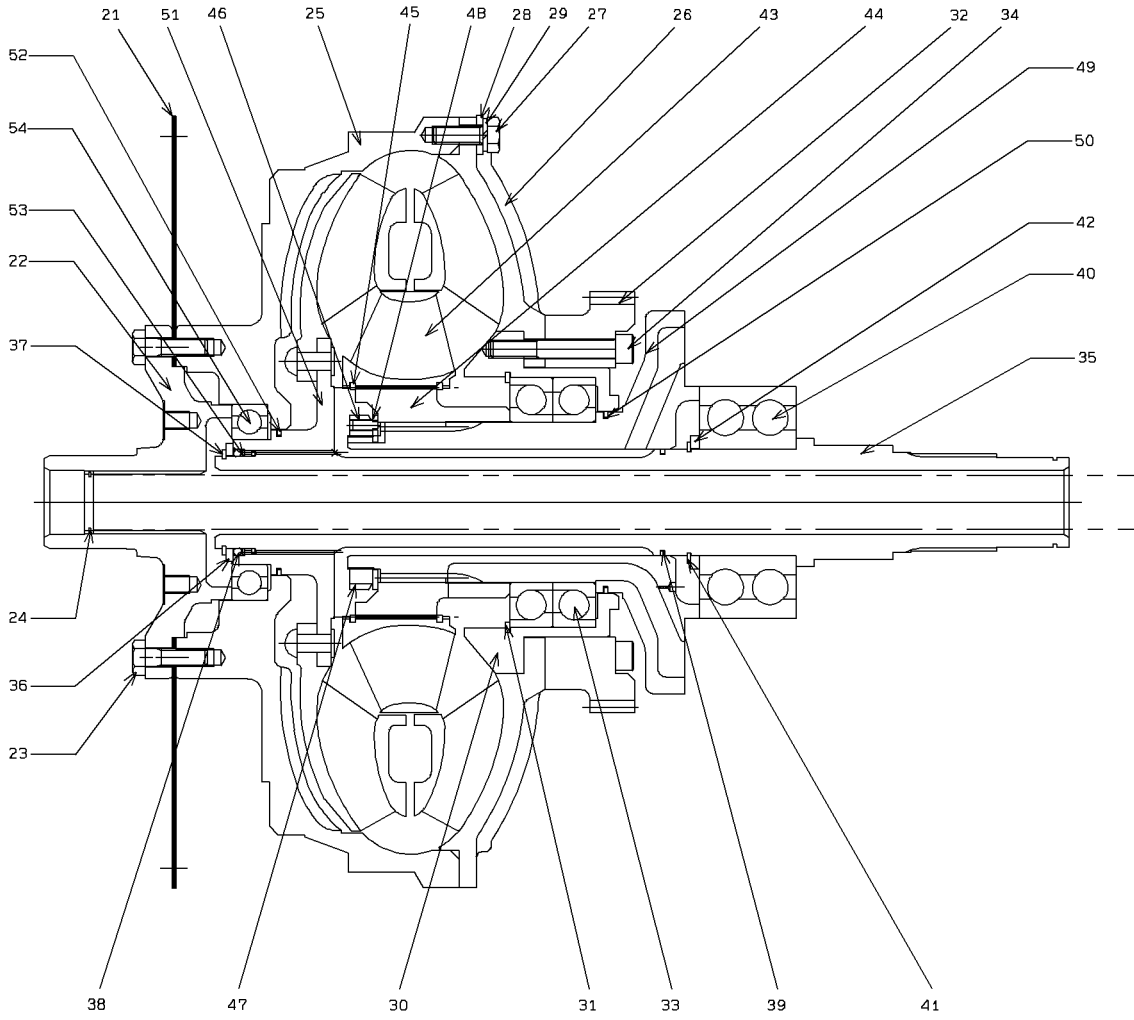
MEMO

---

# TORQUE CONVERTER

( T/M MODEL : TCDD79AW1, TCDD79AW2 )

(注配) : シリアルナンバーはトランスミッションのシリアルナンバーを示します。  
 (NOTE) : SERIAL NUMBER INDICATES THE TRANSMISSION SERIAL NUMBER.



1-A

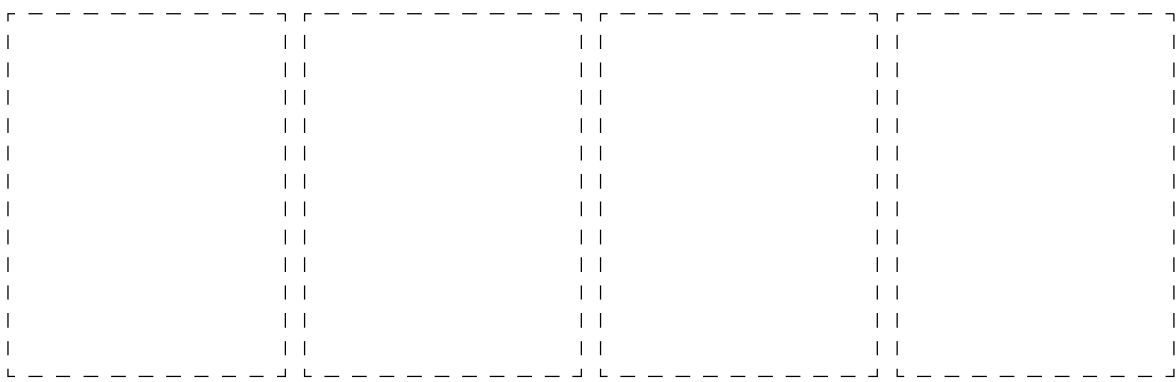
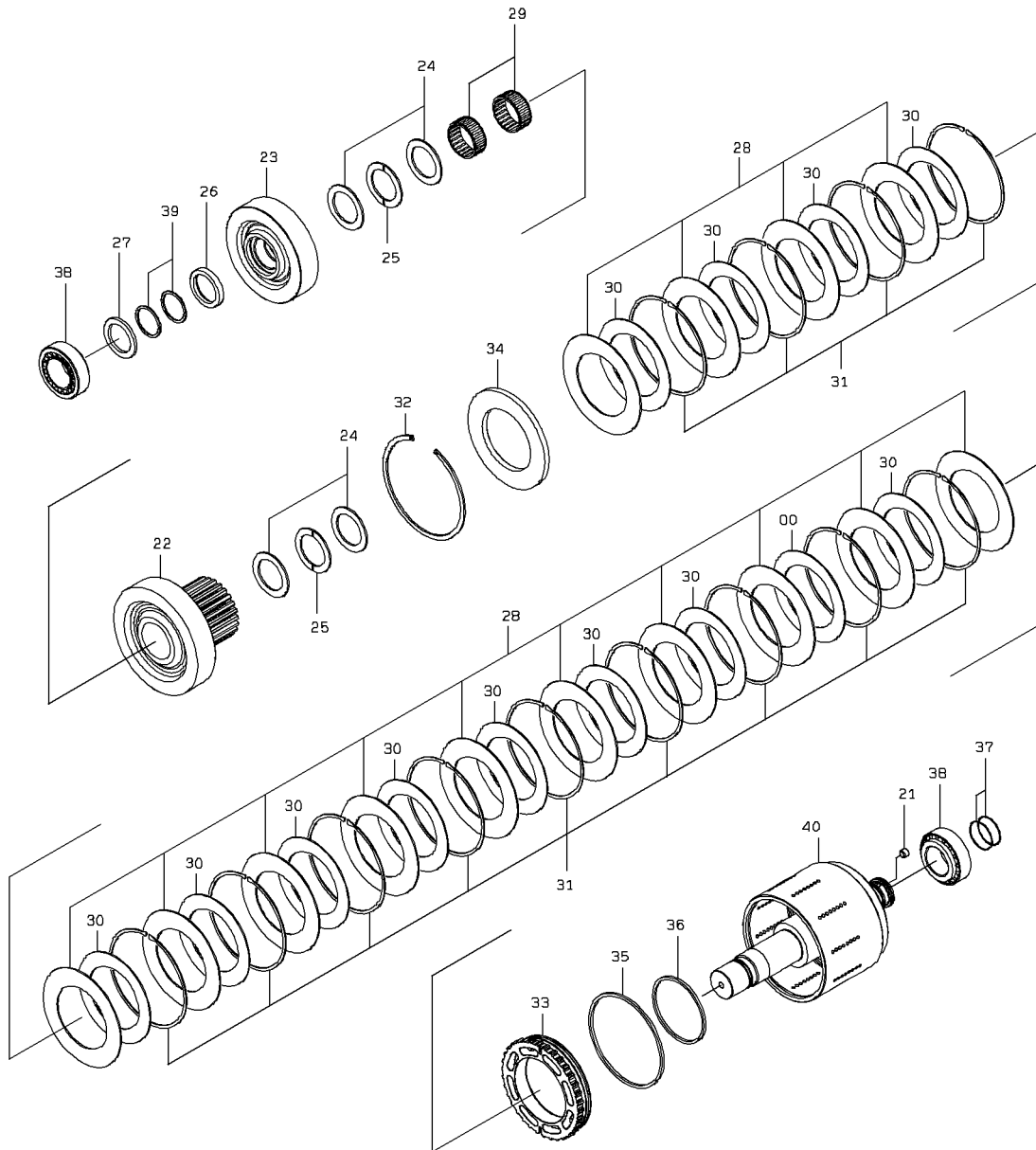
## TORQUE CONVERTER

SYM-BOL	PART NUMBER	PART NAME	UNIT Q,TY	SERIAL		REMARKS						
				(A)	(B)	N	P	D	(A)	(B)	(C)	(D)
000A	53101-00810	TORQUR CONVERTER	1	1	-							
21A	53101-03990	PLATE,FLEXIBLE	3	1	-							
22A	53101-04000	GUIDE	1	1	-							
23A	53101-04010	BOLT	24	1	-							
24A	53101-04020	RING,SNAP	1	1	-							
25A	53101-04030	COVER,DRIVE	1	1	-							
26A	53101-04040	IMPELLER,PUMP	1	1	-							
27A	53101-04050	BOLT	30	1	-							
28A	53101-04060	WASHER,PLANE	30	1	-							
29A	53101-04070	WASHER,SPRING	30	1	-							
30A	53101-04080	HUB	1	1	-							
31A	53101-04090	RING,SNAP	1	1	-							
32A	53101-04100	GOVERNOR	1	1	-							
33A	53101-04110	BEARING,BALL	1	1	-							
34A	53101-04120	BOLT,SOCKET	16	1	-							
35A	53101-04130	SHAFT	1	1	-							
36A	53101-04140	WASHER	1	1	-							
37A	53101-04150	RING,SNAP	1	1	-							
38A	53101-04160	RING,O	1	1	-							
39A	53101-04170	RING,SEAL	1	1	-							
40A	53101-04180	BEARING,BALL	1	1	-							
41A	53101-04190	RING,SNAP	1	1	-							
42A	53101-04200	WASHER	1	1	-							
43A	53101-04210	STATOR	1	1	-							
44A	53101-04220	HUB	1	1	-							
45A	53101-04230	RING,SNAP	2	1	-							
46A	53101-04240	SCREW,SET	1	1	-							
47A	53101-04250	NUT	1	1	-							
48A	53101-04260	PLATE	1	1	-							
49A	53101-04270	SHAFT,STATOR	1	1	-							
50A	53101-04280	RING,SEAL	1	1	-							
51A	53101-04290	IMPELLER ASSY,TURB	1	1	-							
52A	53101-04300	RING,SEAL	1	1	-							
53A	53101-04310	RING,SNAP	1	1	-							
54A	53101-04320	BEARING,BALL	1	1	-							

# CLUTCH ASSY (F)

( T/M MODEL : TCDD79AW1, TCDD79AW2 )

(注配) : シリアルナンバーはトランスミッションのシリアルナンバーを示します。  
 (NOTE) : SERIAL NUMBER INDICATES THE TRANSMISSION SERIAL NUMBER.



t-A

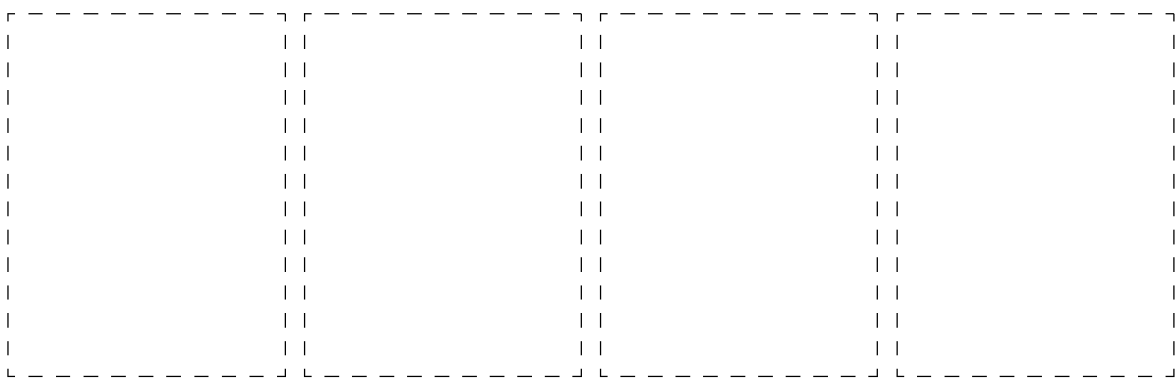
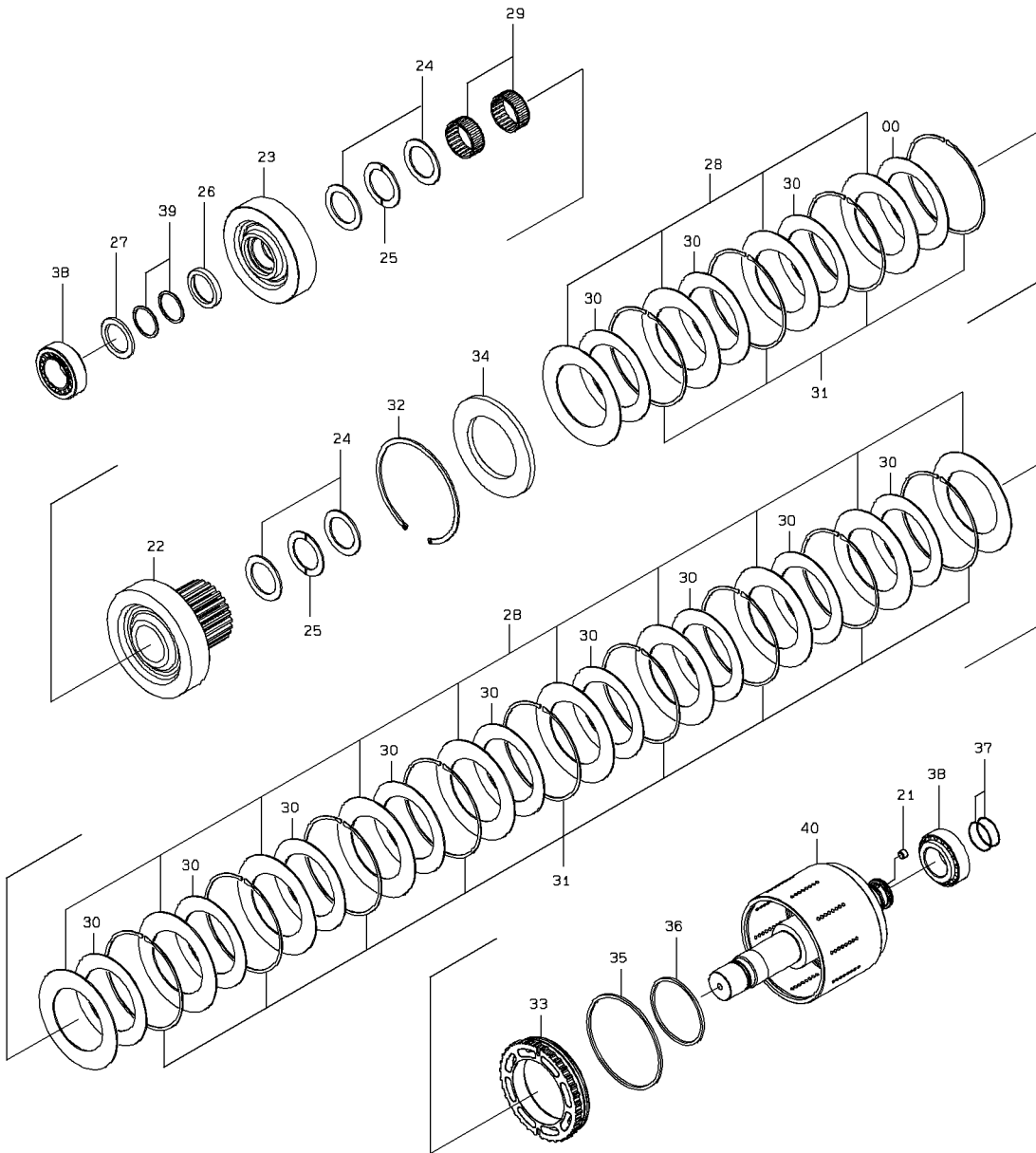
CLUTCH ASSY (F)

SYM-BOL	PART NUMBER	PART NAME	UNIT Q,TY	SERIAL		REMARKS						
				(A)	(B)	N	P	D	(A)	(B)	(C)	(D)
000A	53101-05240	CLUTCH ASSY	1	1	-							
21A	53101-00090	PLUG	1	1	-							
22A	53101-05300	GEAR	1	1	-							
23A	53101-01980	GEAR	1	1	-							
24A	53101-01990	WASHER,THRUST	4	1	-							
25A	53101-02000	BEARING,THRUST	2	1	-							
26A	53101-02010	SPACER	1	1	-							
27A	53101-02020	SPACER	1	1	-							
28A	53101-01640	DISC,SEPARATION	14	1	-							
29A	53101-02030	BEARING,NEEDLE	2	1	-							
30A	53101-02040	DISC,FRICTION	13	1	-							
31A	53101-02050	SPRING	13	1	-							
32A	53101-02060	RING,SNAP	1	1	-							
33A	53101-02070	PISTON	1	1	-							
34A	53101-02080	PLATE	1	1	-							
35A	53101-02090	RING,D	1	1	-							
36A	53101-02100	RING,D	1	1	-							
37A	53101-02110	RING,SEAL	2	1	-							
38A	53101-01570	BEARING,TAPER ROLL	2	1	-							
39A	53101-02120	RING,SNAP	2	1	-							
40A	53101-01960	SHAFT ASSY	1	1	-							

# CLUTCH ASSY (R)

( T/M MODEL : TCDD79AW1, TCDD79AW2 )

(注配) : シリアルナンバーはトランスミッションのシリアルナンバーを示します。  
 (NOTE) : SERIAL NUMBER INDICATES THE TRANSMISSION SERIAL NUMBER.



t-A

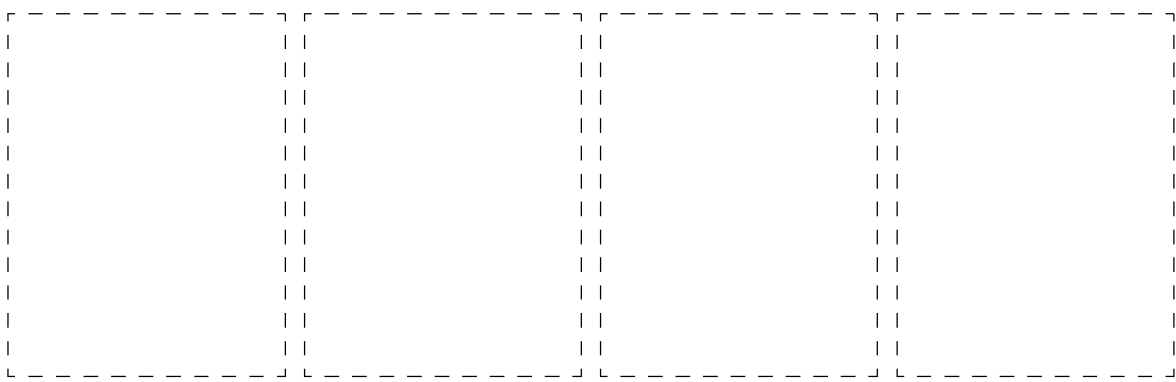
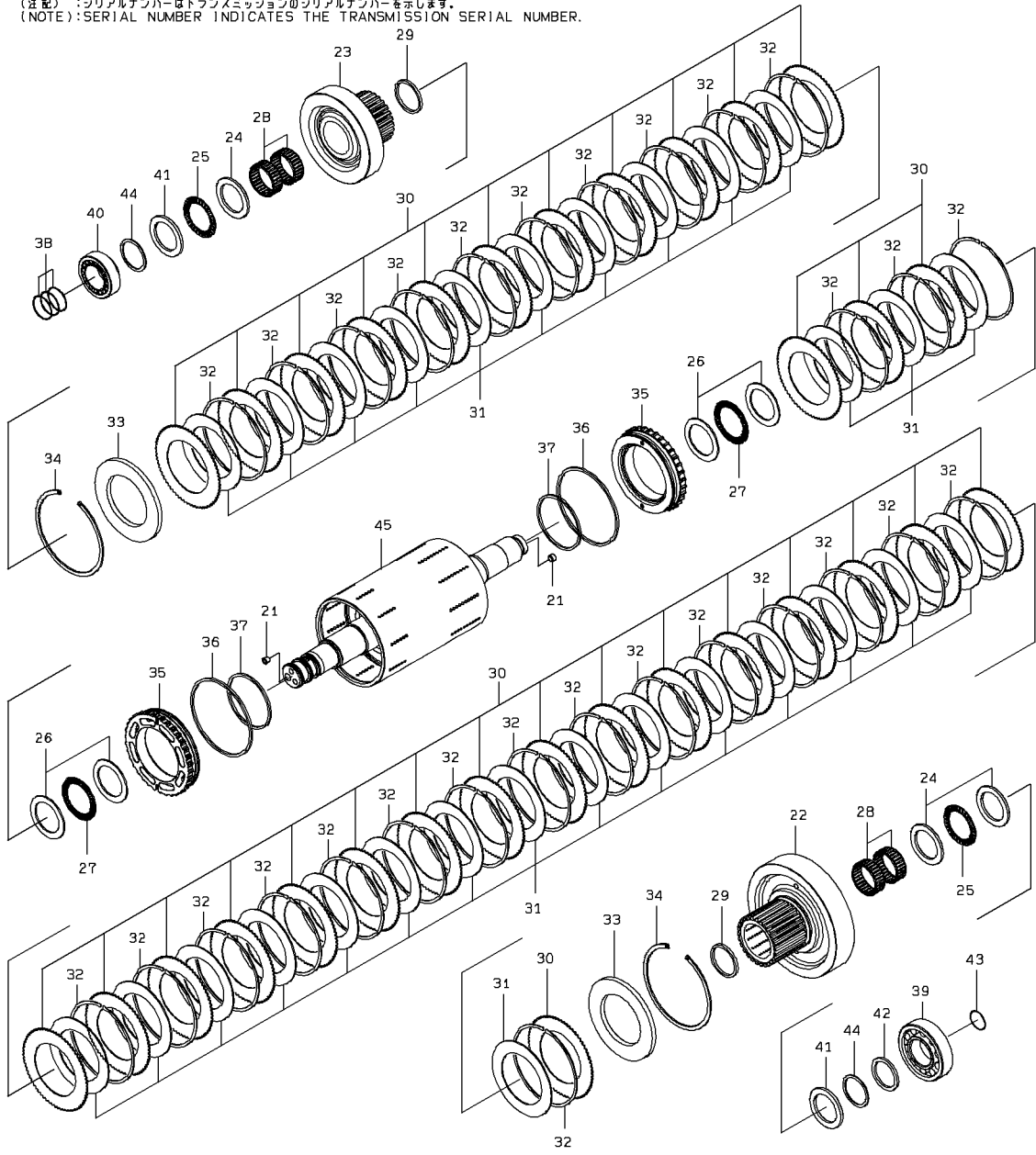
### CLUTCH ASSY (R)

SYM-BOL	PART NUMBER	PART NAME	UNIT Q, TY	SERIAL		REMARKS						
				(A)	(B)	N	P	D	(A)	(B)	(C)	(D)
000A	53101-05250	CLUTCH ASSY	1	1	-							
21A	53101-00090	PLUG	1	1	-							
22A	53101-05310	GEAR	1	1	-							
23A	53101-01980	GEAR	1	1	-							
24A	53101-01990	WASHER, THRUST	4	1	-							
25A	53101-02000	BEARING, THRUST	2	1	-							
26A	53101-02010	SPACER	1	1	-							
27A	53101-02020	SPACER	1	1	-							
28A	53101-01640	DISC, SEPARATION	14	1	-							
29A	53101-02030	BEARING, NEEDLE	2	1	-							
30A	53101-02040	DISC, FRICTION	13	1	-							
31A	53101-02050	SPRING	13	1	-							
32A	53101-02060	RING, SNAP	1	1	-							
33A	53101-02070	PISTON	1	1	-							
34A	53101-02080	PLATE	1	1	-							
35A	53101-02090	RING, D	1	1	-							
36A	53101-02100	RING, D	1	1	-							
37A	53101-02110	RING, SEAL	2	1	-							
38A	53101-01570	BEARING, TAPER ROLL	2	1	-							
39A	53101-02120	RING, SNAP	2	1	-							
40A	53101-01960	SHAFT ASSY	1	1	-							

# CLUTCH ASSY (1&2)

( T/M MODEL : TCDD79AW1, TCDD79AW2 )

(注配) : シリアルナンバーはトランスミッションのシリアルナンバーを示します。  
 (NOTE) : SERIAL NUMBER INDICATES THE TRANSMISSION SERIAL NUMBER.



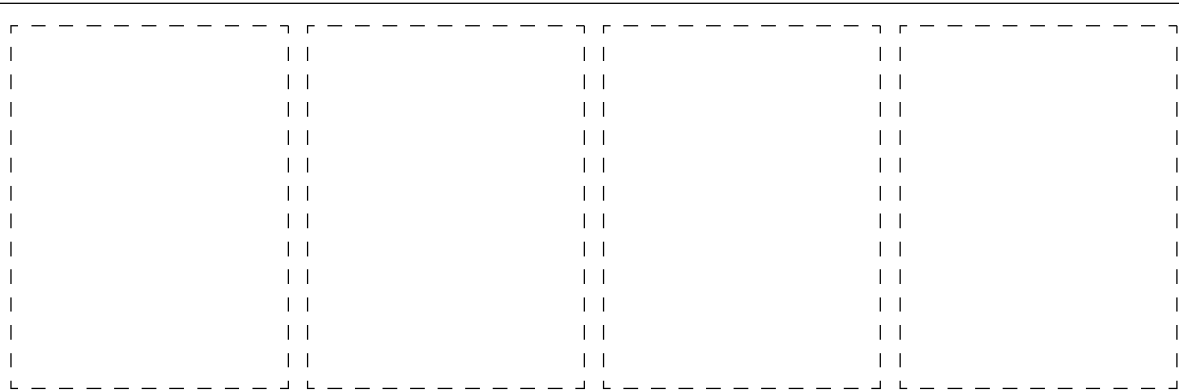
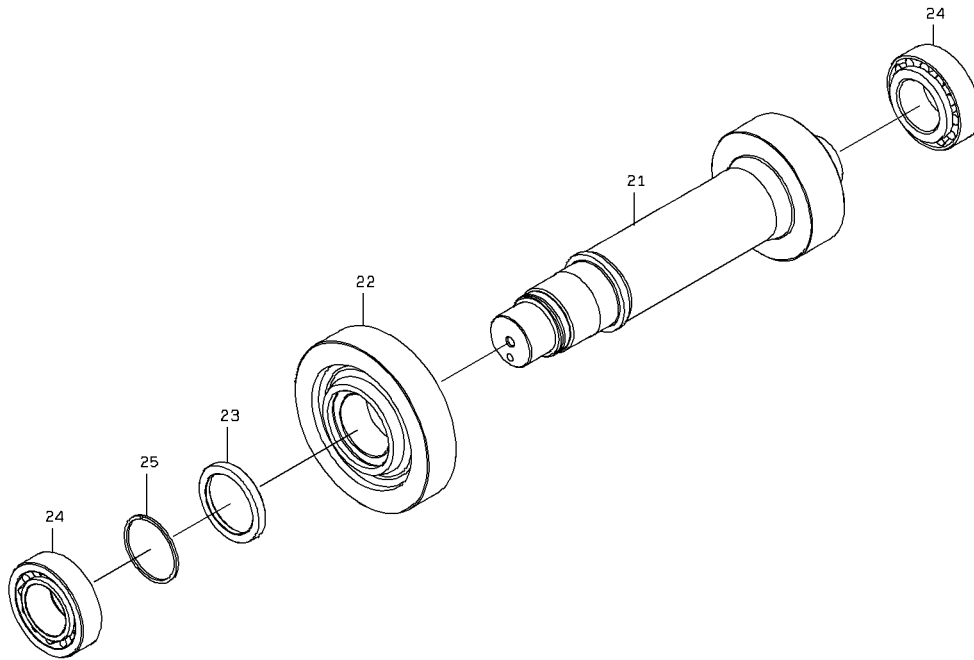
## CLUTCH ASSY (1&amp;2)

SYM-BOL	PART NUMBER	PART NAME	UNIT Q,TY	SERIAL		REMARKS						
				(A)	(B)	N	P	D	(A)	(B)	(C)	(D)
000A	53101-05260	CLUTCH ASSY	2	1	-							
21A	53101-00090	PLUG	2	1	-							
22A	53101-05320	GEAR	1	1	-							
23A	53101-02160	GEAR	1	1	-							
24A	53101-02170	WASHER,THRUST	3	1	-							
25A	53101-02180	BEARING,THRUST	2	1	-							
26A	53101-02190	WASHER,THRUST	4	1	-							
27A	53101-02200	BEARING,THRUST	2	1	-							
28A	53101-02210	BEARING,NEEDLE	4	1	-							
29A	53101-02220	SPACER	2	1	-							
30A	53101-02230	DISC,SEPARATION	31	1	-							
31A	53101-02040	DISC,FRICTION	29	1	-							
32A	53101-02050	SPRING	29	1	-							
33A	53101-02080	PLATE	2	1	-							
34A	53101-02060	RING,SNAP	2	1	-							
35A	53101-02070	PISTON	2	1	-							
36A	53101-02090	RING,D	2	1	-							
37A	53101-02100	RING,D	2	1	-							
38A	53101-02110	RING,SEAL	3	1	-							
39A	53101-02240	BEARING,ROLLER	1	1	-							
40A	53101-01570	BEARING,TAPER ROLL	1	1	-							
41A	53101-02250	SPACER	2	1	-							
42A	53101-02260	SPACER	1	1	-							
43A	53101-02270	RING,SEAL	1	1	-							
44A	53101-02280	RING,SNAP	2	1	-							
45A	53101-02140	SHAFT ASSY	1	1	-							

## IDLER ASSY

( T/M MODEL : TCDD79AW1, TCDD79AW2 )

(注配) : シリアルナンバーはトランスミッションのシリアルナンバーを示します。  
(NOTE) : SERIAL NUMBER INDICATES THE TRANSMISSION SERIAL NUMBER.



1-A

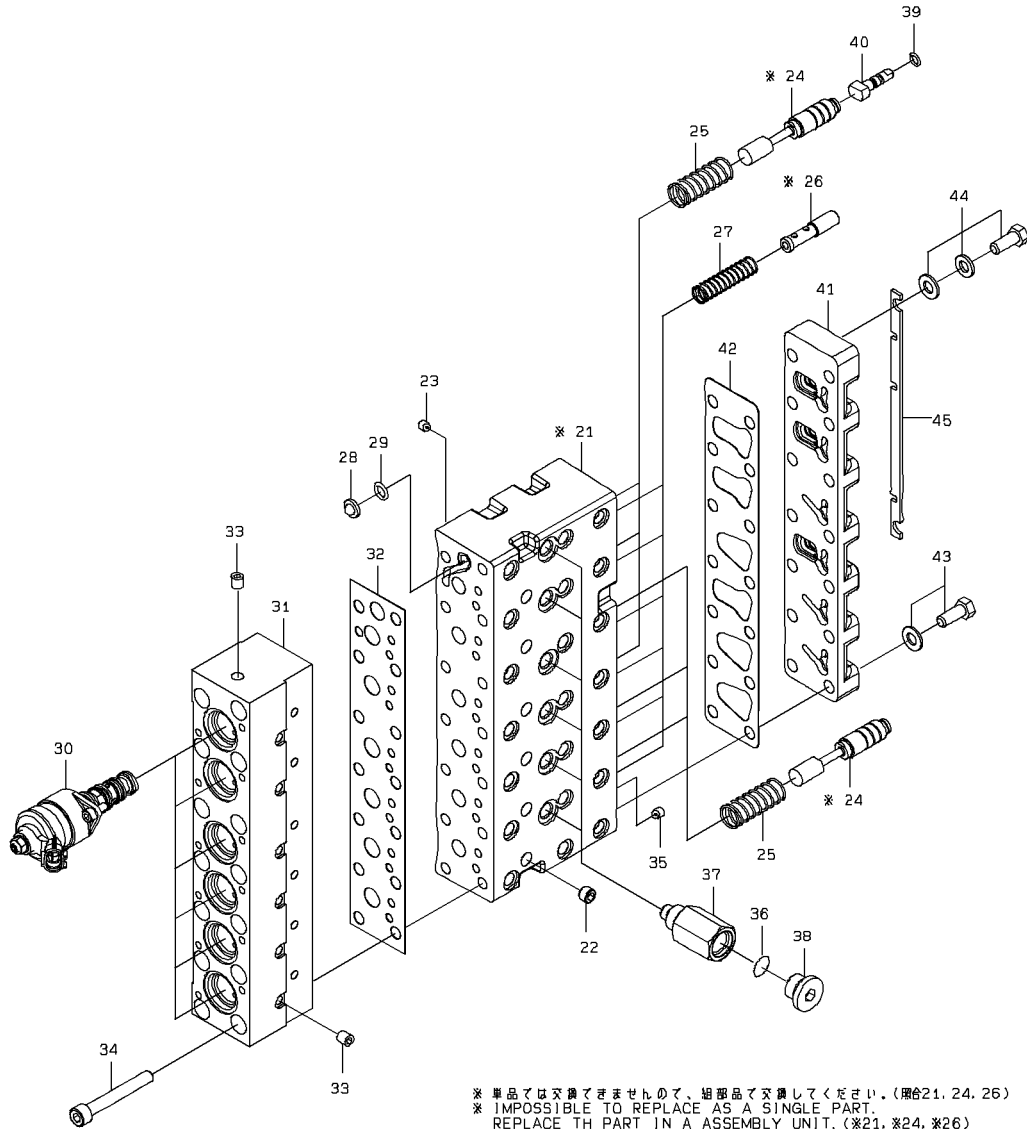
### IDLER ASSY

SYM-BOL	PART NUMBER	PART NAME	UNIT Q,TY	SERIAL		REMARKS						
				(A)	(B)	N	P	D	(A)	(B)	(C)	(D)
000A	53101-05360	GEAR ASSY	1	1	-							
21A	53101-05330	SHAFT,GEAR	1	1	-							
22A	53101-02300	GEAR	1	1	-							
23A	53101-02310	SPACER	1	1	-							
24A	53101-02320	BEARING,TAPER ROLL	2	1	-							
25A	53101-02330	RING,SNAP	1	1	-							

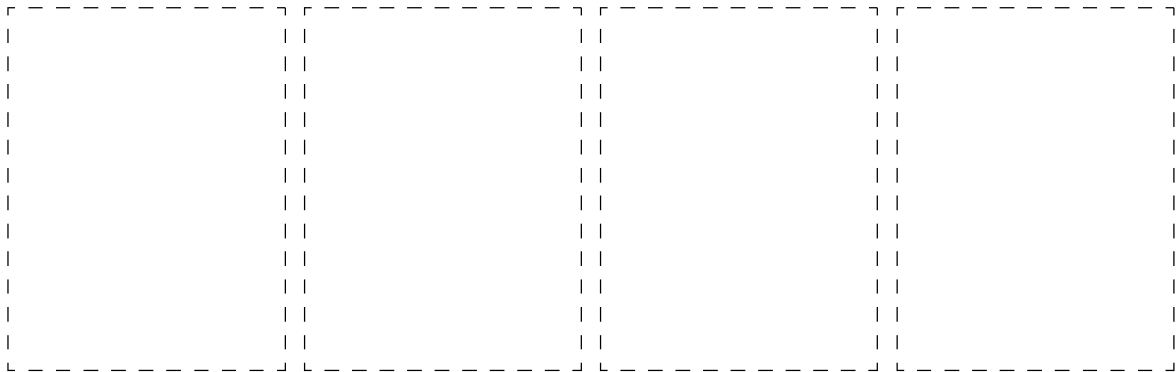
## T/M CONTROL VALVE ASSY

( T/M MODEL : TCDD79AW1, TCDD79AW2 )

(注配) : シリアルナンバーはトランスミッションのシリアルナンバーを示します。  
 (NOTE) : SERIAL NUMBER INDICATES THE TRANSMISSION SERIAL NUMBER.



\* 単品では交換できませんので、組立品で交換してください。(照合21, 24, 26)  
 \* IMPOSSIBLE TO REPLACE AS A SINGLE PART.  
 REPLACE THE PART IN AN ASSEMBLY UNIT. (\*21, \*24, \*26)



1-A

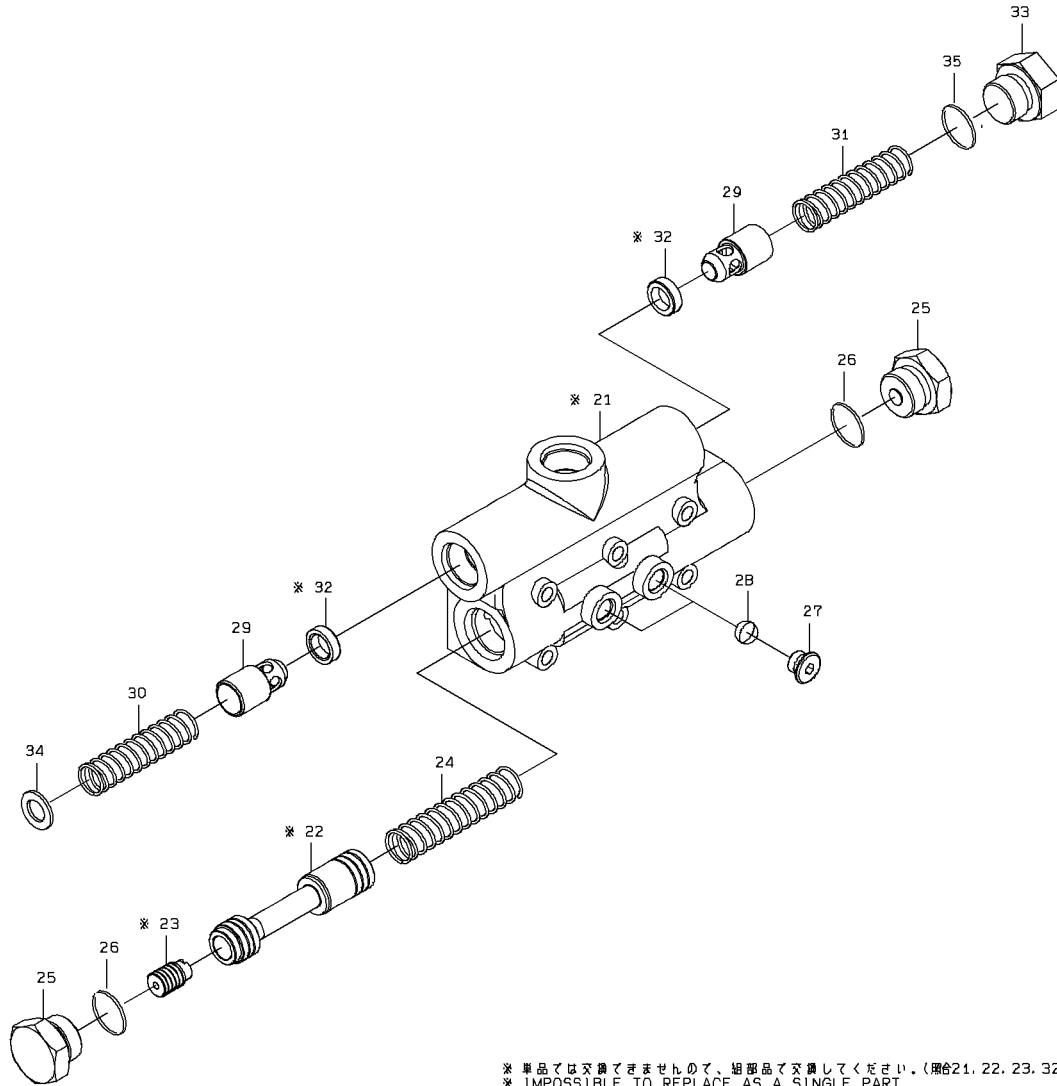
T/M CONTROL VALVE ASSY

SYM-BOL	PART NUMBER	PART NAME	UNIT Q,TY	SERIAL			REMARKS					
				(A)	-	(B)	N	P	D	(A)	(B)	(C)
000A	53101-01930	VALVE ASSY,CONTROL	1	1	-							
21A	53101-02340	BLOCK	1	1	-							
22A	53101-02350	PLUG	6	1	-							
23A	53101-02360	ORIFICE	6	1	-							
24A	53101-02370	SPOOL	6	1	-							
25A	53101-02380	SPRING	6	1	-							
26A	53101-02390	PISTON	6	1	-							
27A	53101-02400	SPRING	6	1	-							
28A	53101-02410	FILTER	1	1	-							
29A	53101-02420	RING,O	1	1	-							
30A	53101-02430	VALVE,SOLENOID	6	1	-							
31A	53101-02440	BLOCK	1	1	-							
32A	53101-02450	GASKET	1	1	-							
33A	53101-02460	PLUG	14	1	-							
34A	53101-02470	BOLT,SOCKET	14	1	-							
35A	53101-02480	ORIFICE	6	1	-							
36A	53101-02490	RING,O	6	1	-							
37A	53101-02500	CONNECTOR	6	1	-							
38A	53101-00060	PLUG	6	1	-							
39A	53101-02510	RING,O	3	1	-							
40A	53101-02520	ROD	3	1	-							
41A	53101-02530	COVER	1	1	-							
42A	53101-02540	GASKET	1	1	-							
43A	53101-02550	BOLT,W/WASHER	14	1	-							
44A	53101-02560	BOLT,W/WASHER	2	1	-							
45A	53101-02570	PLATE	1	1	-							

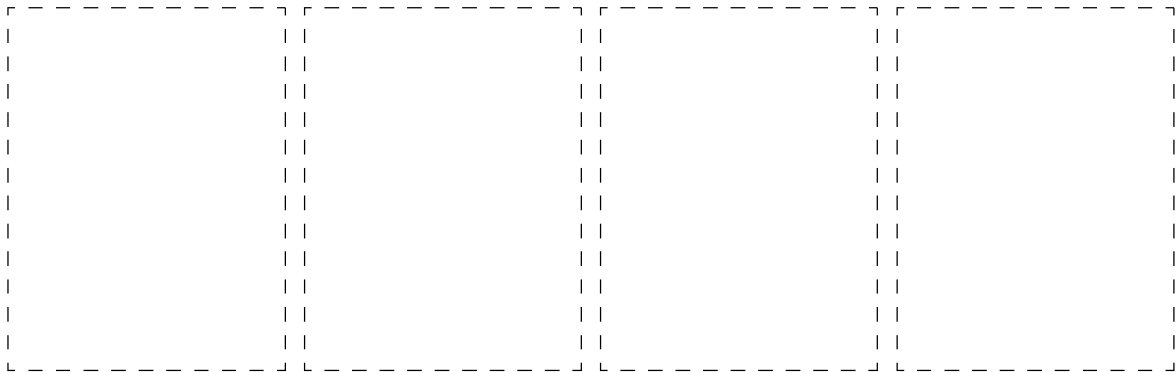
# REGULATOR VALVE ASSY

( T/M MODEL : TCDD79AW1, TCDD79AW2 )

(注配) : シリアルナンバーはトランスミッションのシリアルナンバーを示します。  
 (NOTE) : SERIAL NUMBER INDICATES THE TRANSMISSION SERIAL NUMBER.



\* 単品では交換できませんので、組立品で交換してください。(※21, 22, 23, 32)  
 \* IMPOSSIBLE TO REPLACE AS A SINGLE PART.  
 \* REPLACE TH PART IN A ASSEMBLY UNIT.(※21, ※22, ※23, ※32)



1-A

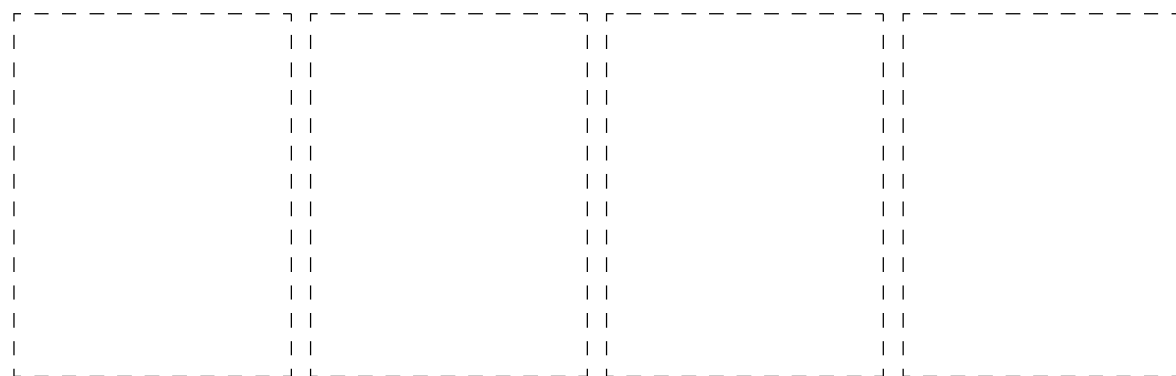
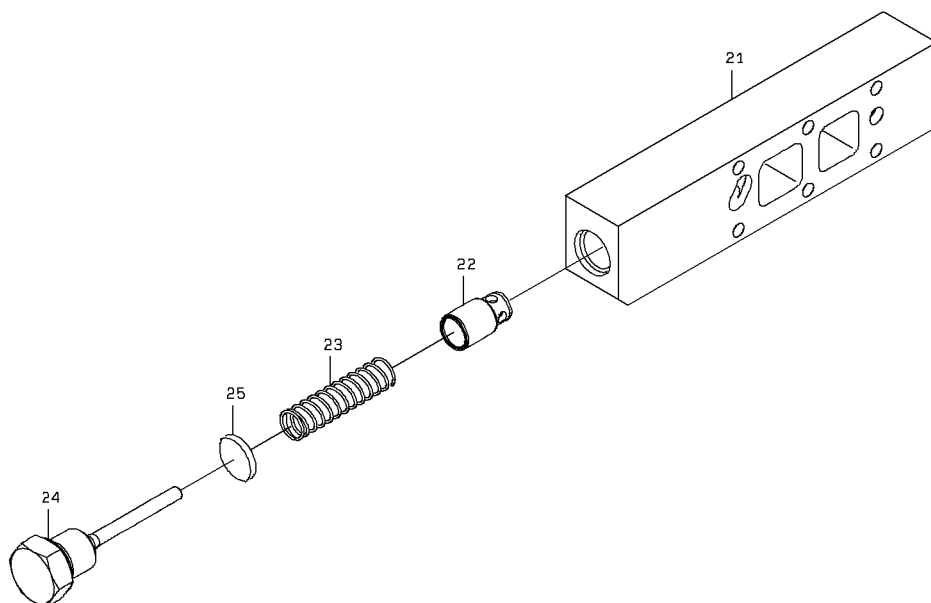
### REGULATOR VALVE ASSY

SYM-BOL	PART NUMBER	PART NAME	UNIT Q,TY	SERIAL		REMARKS					
				(A)	(B)	N	P	D	(A)	(B)	(C)
000A	53101-01940	VALVE ASSY	1	1	-						
21A	53101-02580	BLOCK	1	1	-						
22A	53101-02590	SPOOL	1	1	-						
23A	53101-02600	PISTON	1	1	-						
24A	53101-02610	SPRING	1	1	-						
25A	53101-02620	PLUG	2	1	-						
26A	53101-02630	RING,O	2	1	-						
27A	53101-00600	PLUG	2	1	-						
28A	53101-00610	RING,O	2	1	-						
29A	53101-02640	VALVE,CHECK	2	1	-						
30A	53101-02650	SPRING	1	1	-						
31A	53101-02660	SPRING	1	1	-						
32A	53101-02670	PLATE	2	1	-						
33A	53101-02680	PLUG	1	1	-						
34A	53101-02690	SPACER	1	1	-						
35A	53101-00150	RING,O	1	1	-						

## SAFETY VALVE ASSY

( T/M MODEL : TCDD79AW1, TCDD79AW2 )

(注配) : シリアルナンバーはトランスミッションのシリアルナンバーを示します。  
(NOTE) : SERIAL NUMBER INDICATES THE TRANSMISSION SERIAL NUMBER.

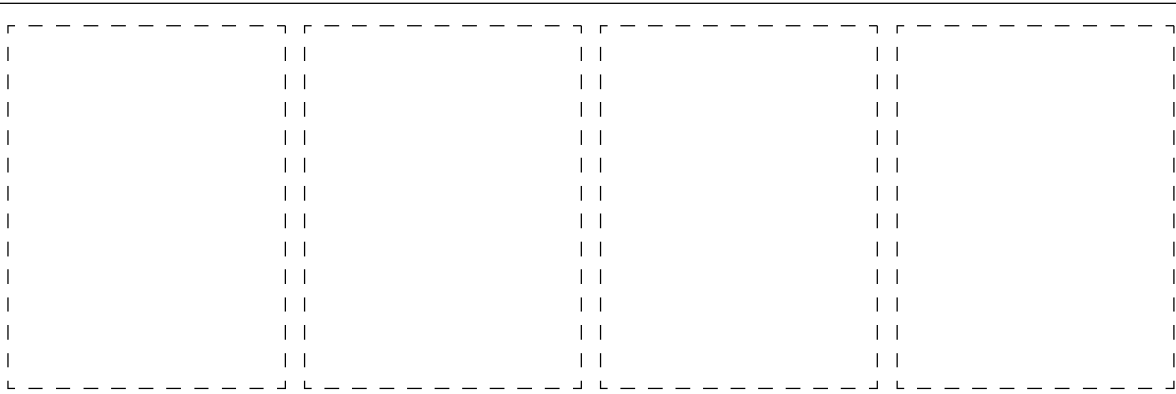
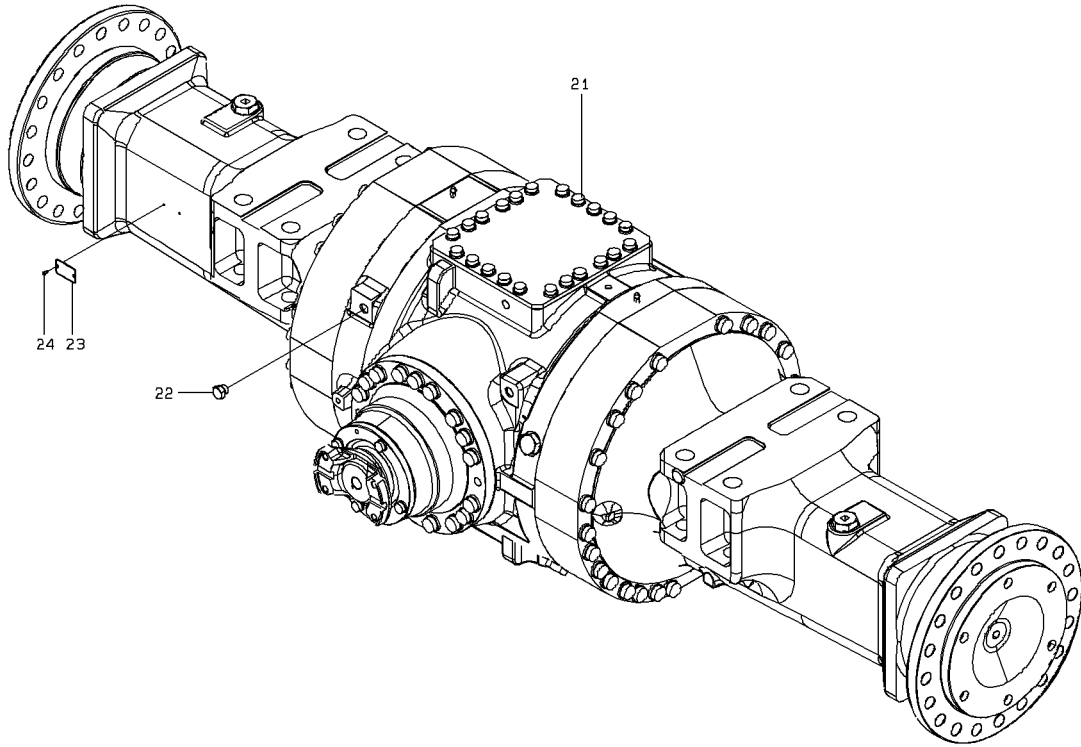



1-A

### SAFETY VALVE ASSY

SYM-BOL	PART NUMBER	PART NAME	UNIT Q, TY	SERIAL		REMARKS						
				(A)	(B)	N	P	D	(A)	(B)	(C)	(D)
000A	53101-03890	VALVE ASSY	1	1	-							
21A	53101-03910	BLOCK	1	1	-							
22A	53101-03920	VALVE,CHECK	1	1	-							
23A	53101-03930	SPRING	1	1	-							
24A	53101-03940	PLUG	1	1	-							
25A	53101-00150	RING,O	1	1	-							

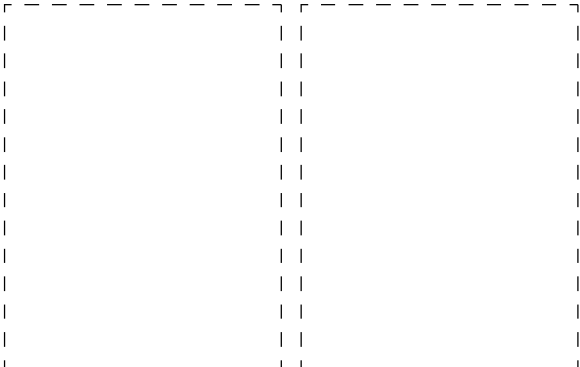
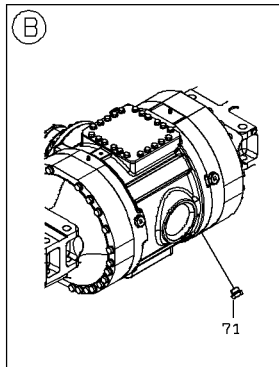
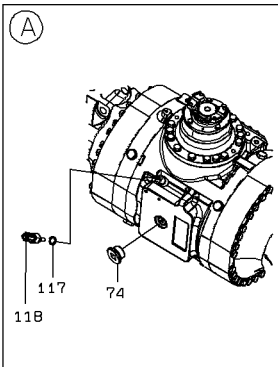
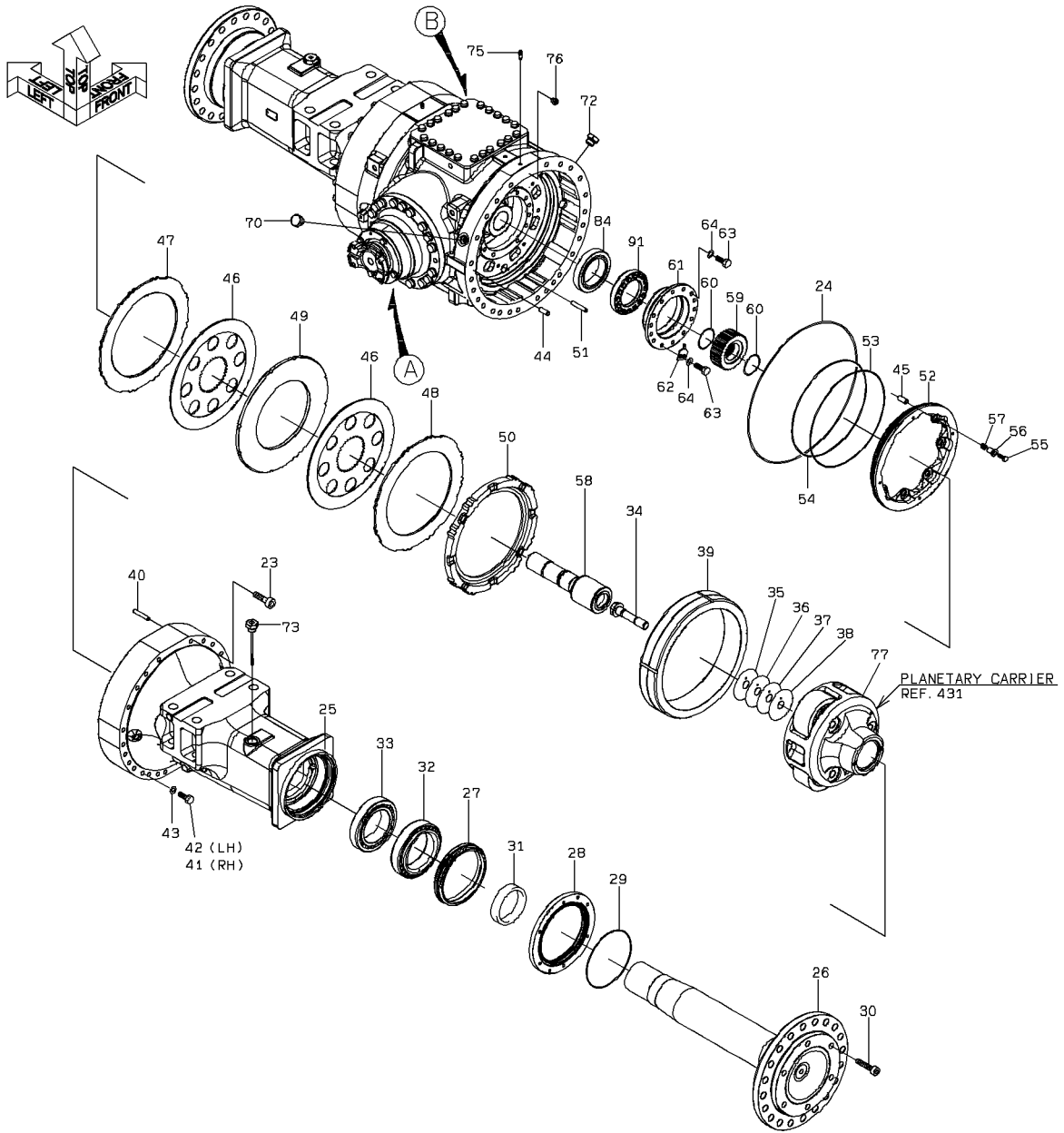
# FRONT AXLE



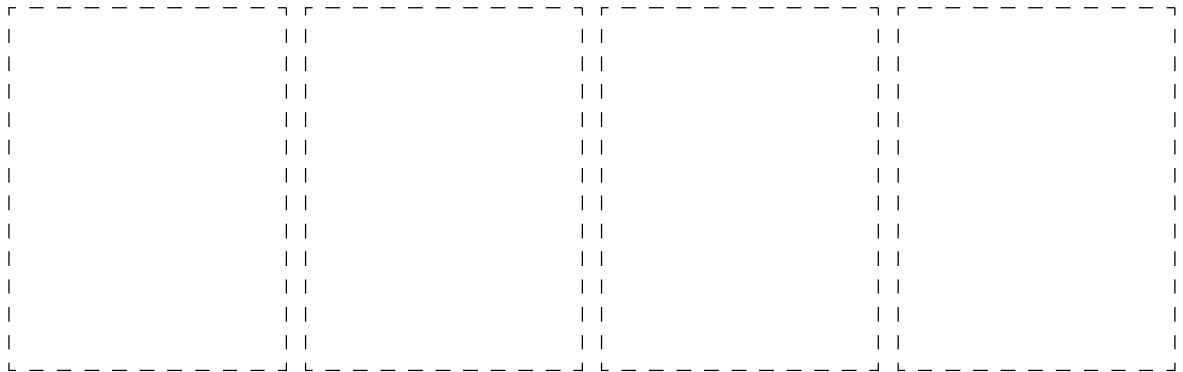
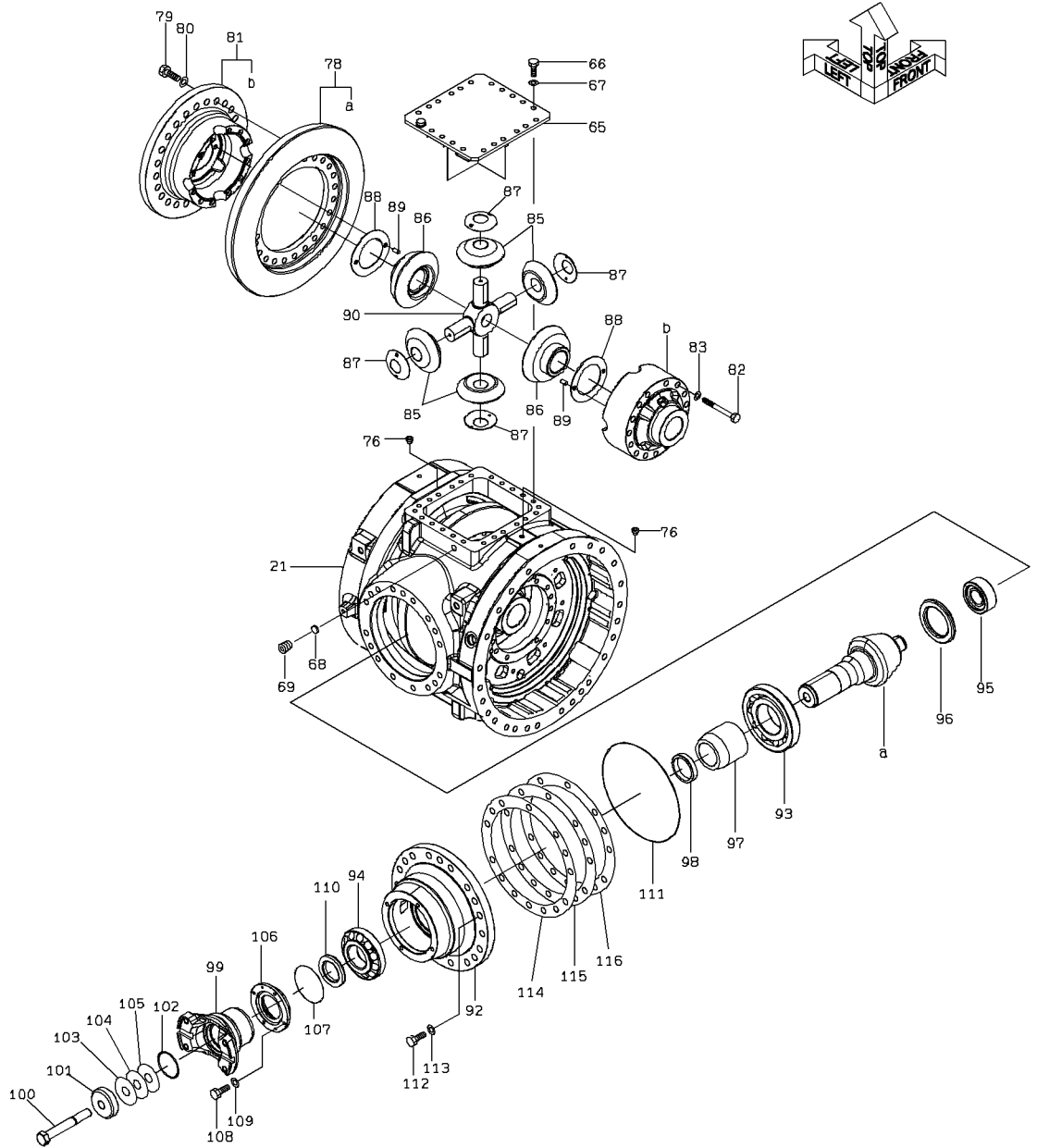
1-A



# FRONT AXLE ASSY



# FRONT AXLE ASSY



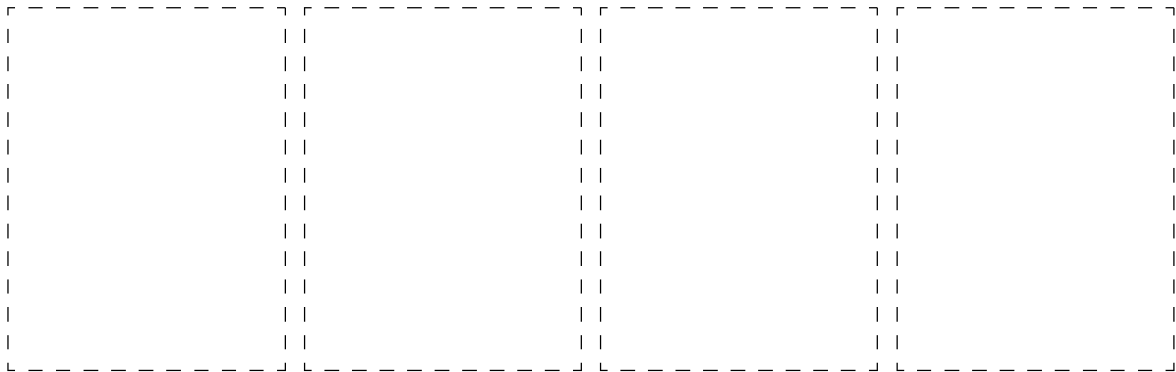
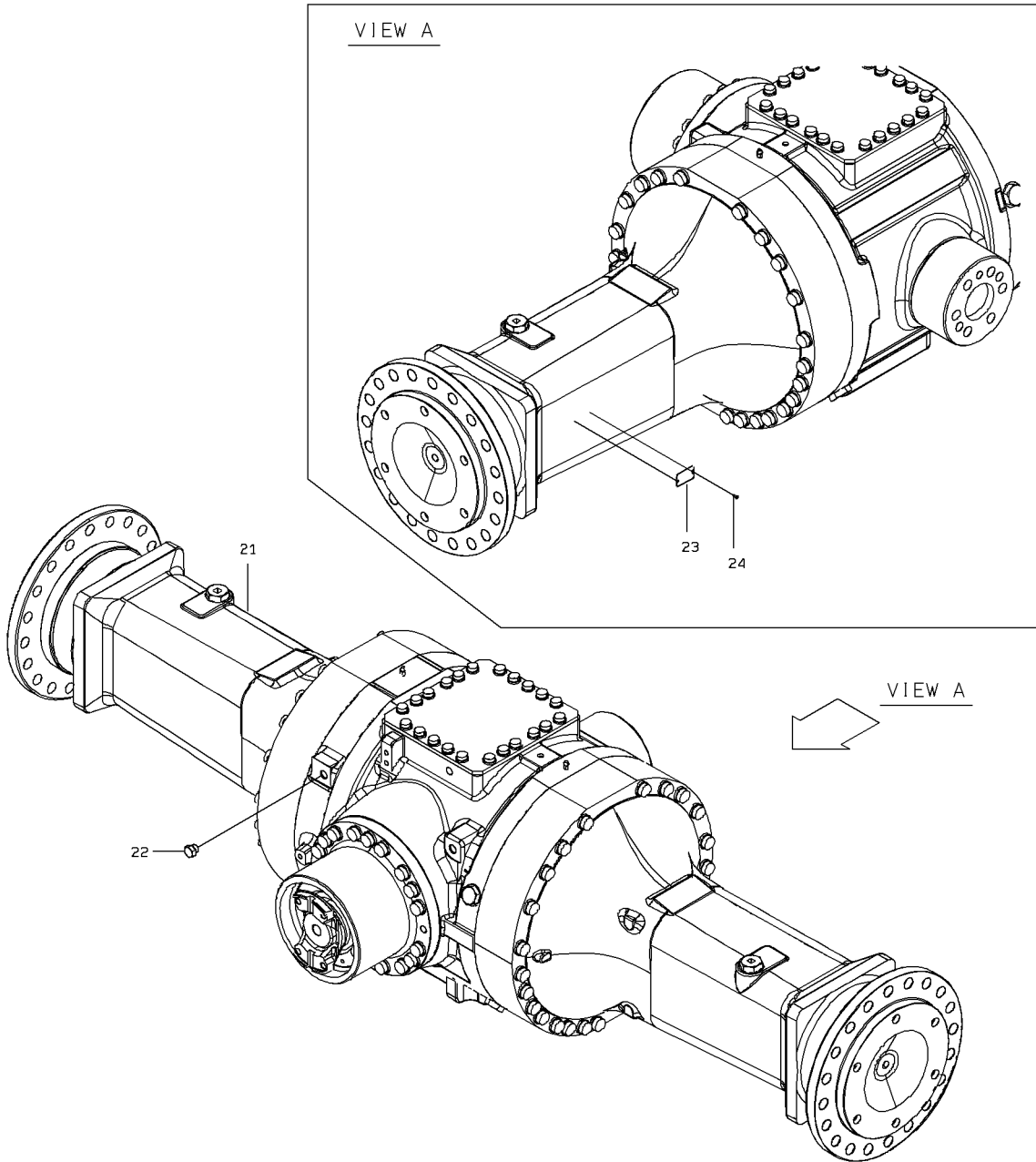
## FRONT AXLE ASSY

SYM-BOL	PART NUMBER	PART NAME	UNIT Q,TY	SERIAL		REMARKS						
				(A)	(B)	N	P	D	(A)	(B)	(C)	(D)
000A	53101-05130	AXLE ASSY,FRONT	1	1	-							
21A	53101-04330	CASE	1	1	-							
23A	53101-04350	BOLT,SOCKET	8	1	-							
24A	53101-04360	RING,O	1	1	-							
25A	53101-04370	HOUSING	2	1	-							
26A	53101-04380	SHAFT	2	1	-							
27A	53101-04390	SEAL,FLOATING	2	1	-							
28A	53101-04400	RETAINER	2	1	-							
29A	53101-03310	RING,O	2	1	-							
30A	53101-03300	BOLT,SOCKET	12	1	-							
31A	53101-04410	SPACER	2	1	-							
32A	53101-04420	BEARING,TAPER ROLL	2	1	-							
33A	53101-04430	BEARING,TAPER ROLL	2	1	-							
34A	53101-02970	BOLT	2	1	-							
35A	53101-02980	SHIM	2	1	-							T=0.1
36A	53101-02990	SHIM	2	1	-							T=0.2
37A	53101-03000	SHIM	2	1	-							T=0.25
38A	53101-03010	SHIM	6	1	-							T=0.5
39A	53101-04440	GEAR,RING	2	1	-							
40A	53101-04450	PIN	8	1	-							
41A	53101-04460	BOLT	26	1	-							
42A	53101-04470	BOLT	26	1	-							
43A	53101-04480	WASHER	52	1	-							
44A	53101-03060	PIN	6	1	-							
45A	53101-04490	SPACER	2	1	-							
46A	53101-04500	DISC,FRICTION	4	1	-							
47A	53101-04510	DISC,SEPARATION	2	1	-							
48A	53101-04520	DISC,SEPARATION	2	1	-							
49A	53101-04530	DISC,SEPARATION	2	1	-							
50A	53101-04540	RETAINER,BRAKE	2	1	-							
51A	53101-04550	PIN	16	1	-							
52A	53101-04560	PISTON	2	1	-							
53A	53101-04570	RING,D	2	1	-							
54A	53101-04580	RING,D	2	1	-							
55A	53101-03160	BOLT	20	1	-							
56A	53101-03170	ADAPTER	20	1	-							
57A	53101-03180	SPRING	20	1	-							
58A	53101-04590	GEAR,SUN	2	1	-							
59A	53101-04600	HUB	2	1	-							
60A	53101-03210	RING,SNAP	4	1	-							
61A	53101-04610	RETAINER,BEARING	2	1	-							
62A	53101-04620	PLATE,LOCK	2	1	-							
63A	53101-04630	BOLT	28	1	-							
64A	53101-03270	WASHER	28	1	-							
65A	53101-04640	COVER	1	1	-							
66A	53101-04650	BOLT	22	1	-							
67A	53101-03270	WASHER	22	1	-							
68A	53101-00710	BUSHING	1	1	-							
69A	53101-04660	PLUG	1	1	-							
70A	53101-00110	PLUG	3	1	- 130815							
70B	53101-03280	PLUG	3	130816	-	B						
71A	53101-04670	PLUG	1	1	-							
72A	53101-04680	PLUG	2	1	-							
73A	53101-04690	GAUGE,LEVEL	2	1	-							
74A	53101-03330	PLUG,MAGNET	1	1	-							
75A	53101-03340	SCREW,BLEED	2	1	-							
76A	53101-03390	PLUG	4	1	- 130815							
76B	53101-02350	PLUG	6	130816	-	B						
77A	53101-04700	CARRIER ASSY	2	1	-							
78A	53101-04710	GEAR SET,SPIRAL BE	1	1	- 130815							
78B	53101-05550	GEAR SET,SPIRAL BE	1	130816	-	B						
79A	53101-04740	BOLT	24	1	-							
80A	53101-04480	WASHER	24	1	-							
81A	53101-04750	CAGE ASSY,DIFFEREN	1	1	-							
82A	53101-03430	BOLT	16	1	-							
83A	53101-03440	WASHER	16	1	-							

FRONT AXLE ASSY

SYM-BOL	PART NUMBER	PART NAME	UNIT Q,TY	SERIAL		REMARKS						
				(A)	(B)	N	P	D	(A)	(B)	(C)	(D)
84A	53101-04780	BEARING,TAPER ROLL	2	1	-							
85A	53101-04790	GEAR,BEVEL	4	1	-							
86A	53101-04800	GEAR,BEVEL	2	1	-							
87A	53101-04810	WASHER,THRUST	4	1	-							
88A	53101-03500	WASHER,THRUST	2	1	-							
89A	53101-03540	PIN	4	1	-							
90A	53101-04820	SPIDER	1	1	-							
91A	53101-04830	NUT,U	2	1	-							
92A	53101-04840	CAGE	1	1	-							
93A	53101-04850	BEARING,TAPER ROLL	1	1	-							
94A	53101-04860	BEARING,TAPER ROLL	1	1	-							
95A	53101-04870	BEARING,ROLLER	1	1	-							
96A	53101-04880	RING,SNAP	1	1	-							
97A	53101-04890	SPACER	1	1	- 140715							
97B	53101-07090	SPACER	1	140716	-	B						
98A	53101-04900	SPACER	1	1	-							
99A	53101-01530	FLANGE	1	1	- 140715							
99B	53101-07060	FLANGE	1	140716	-	B						
100A	53101-04910	BOLT	1	1	-							
101A	53101-04920	PLATE	1	1	-							
102A	53101-04930	RING,O	1	1	-							
103A	53101-04940	SHIM	10	1	-							T=0.5
104A	53101-04950	SHIM	6	1	-							
105A	53101-04960	SHIM	6	1	-							T=0.1
106A	53101-04970	RETAINER	1	1	-							
107A	53101-04980	RING,O	1	1	-							
108A	53101-04990	BOLT	4	1	-							
109A	53101-05000	WASHER	4	1	-							
110A	53101-03680	SEAL,OIL	1	1	-							
111A	53101-03690	RING,O	1	1	-							
112A	53101-01500	BOLT	17	1	-							
113A	53101-04480	WASHER	17	1	-							
114A	53101-05010	SHIM	10	1	-							
115A	53101-05020	SHIM	10	1	-							
116A	53101-05030	SHIM	10	1	-							
117A	53101-03740	PACKING	1	1	-							
118A	53101-03750	SENSOR,TEMPERATURE	1	1	-							

# REAR AXLE

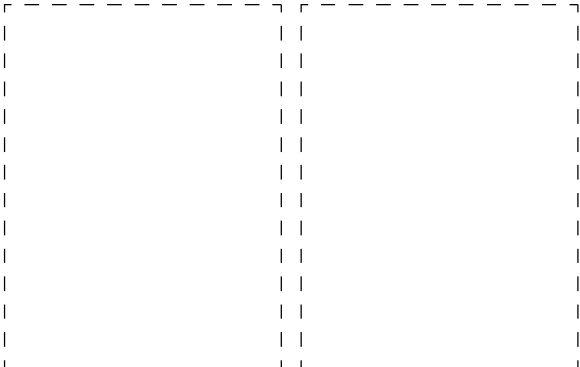
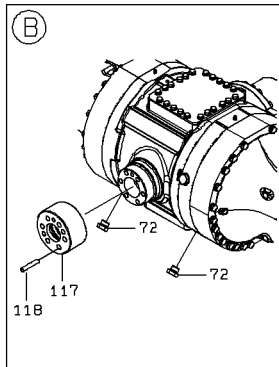
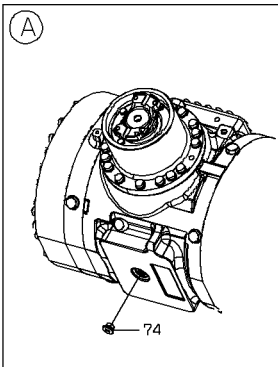
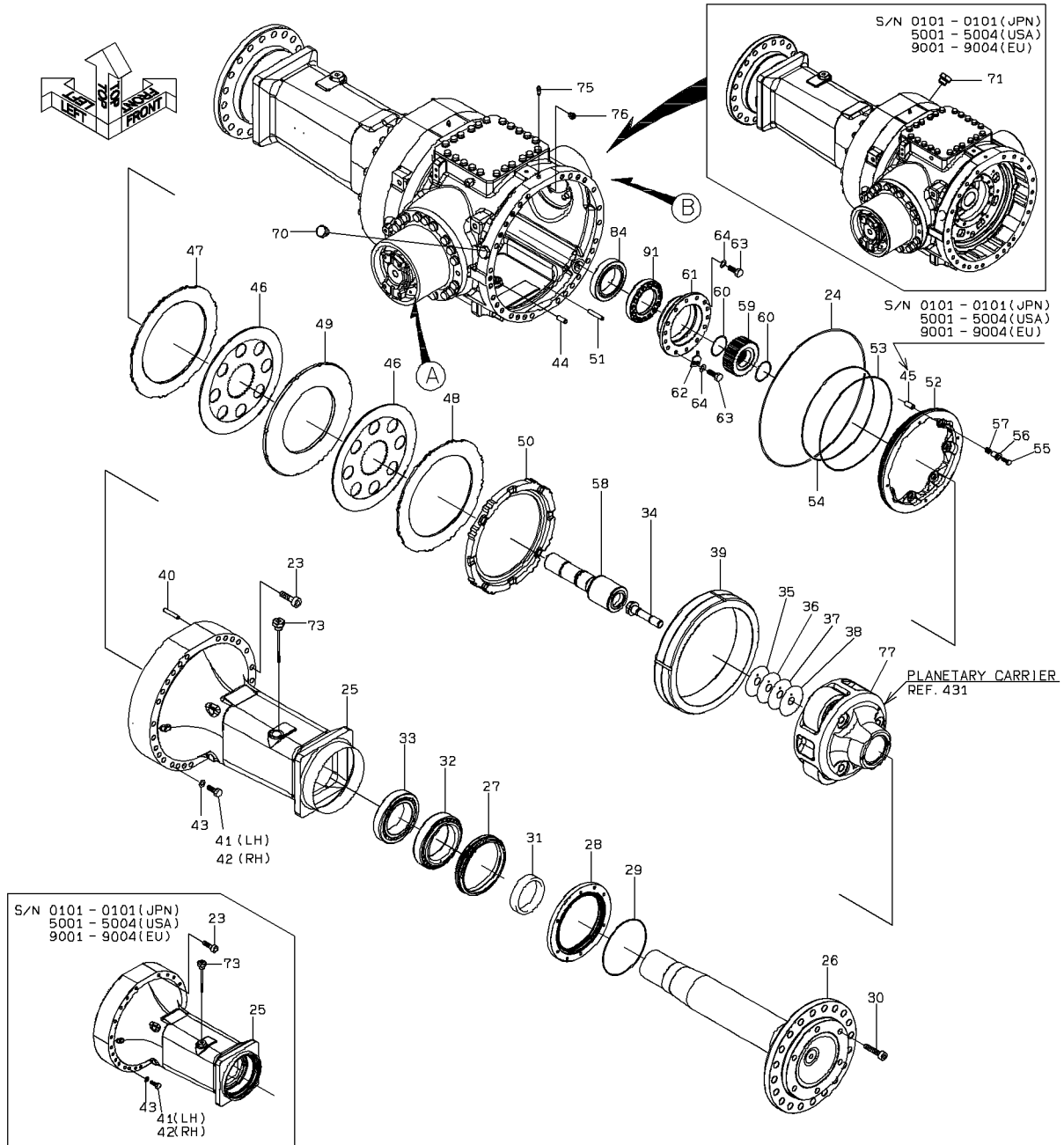


t-A

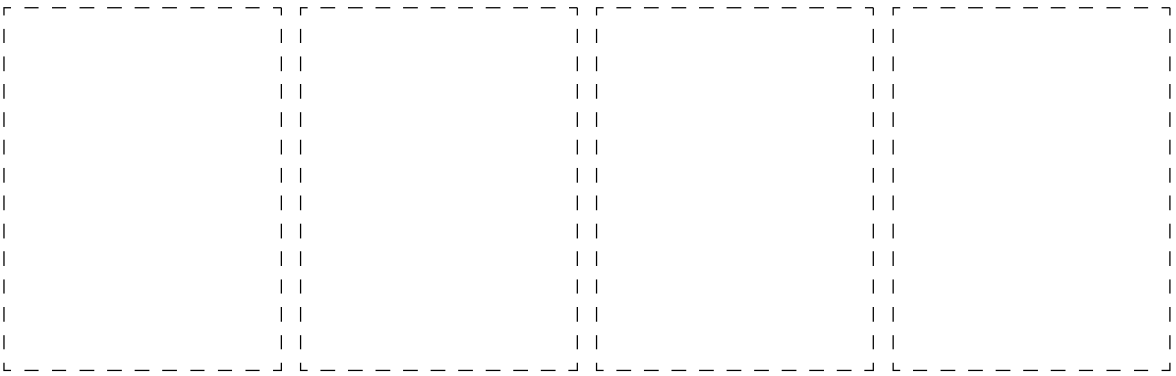
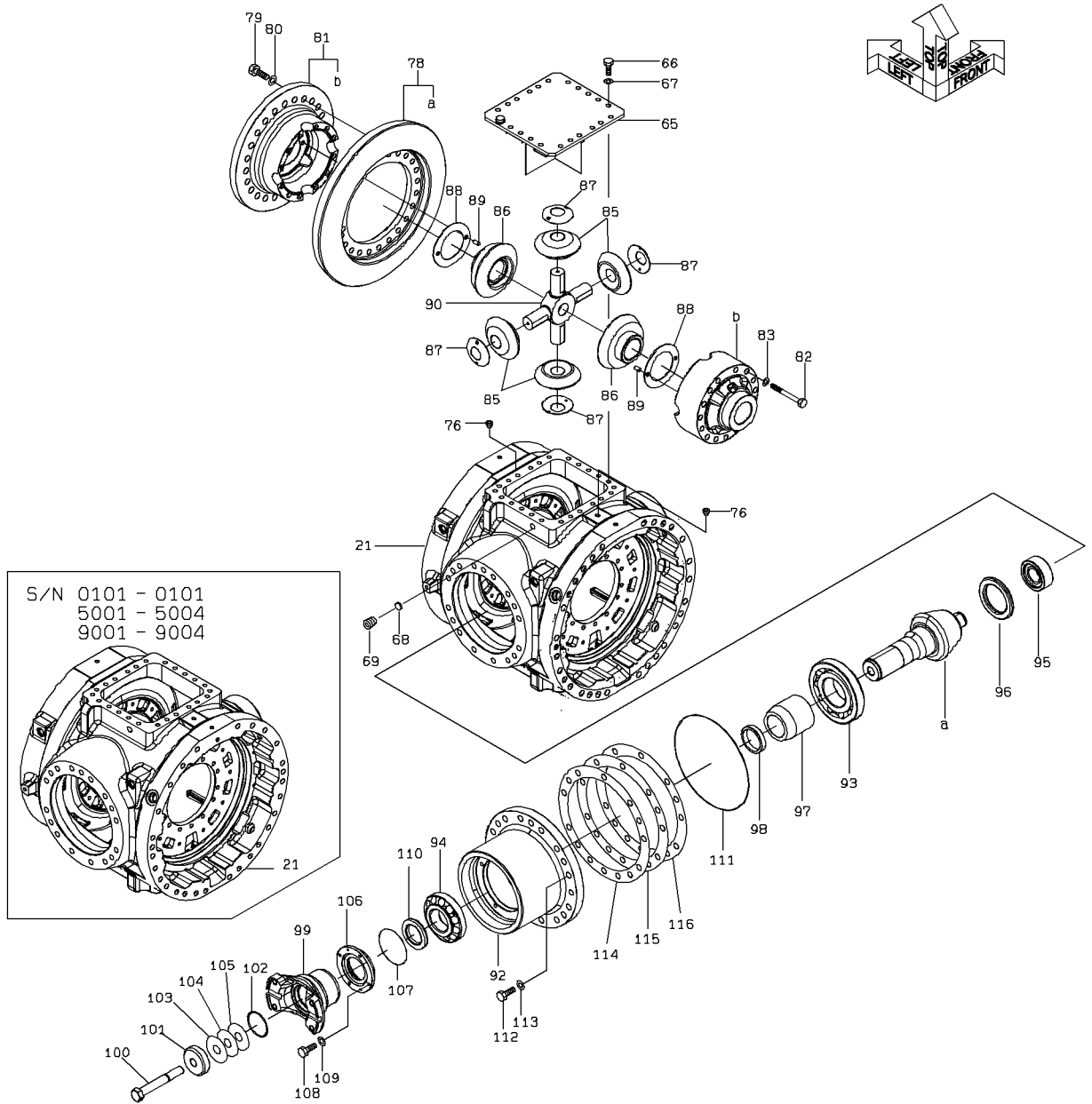
### REAR AXLE

SYM-BOL	PART NUMBER	PART NAME	UNIT Q, TY	SERIAL		REMARKS						
				(A)	(B)	N	P	D	(A)	(B)	(C)	(D)
000A	30112-60100	AXLE ASSY,REAR	1	1	130815							
000B	30112-60130	AXLE ASSY,REAR	1	130816	-	B						
21A	53101-05140	AXLE ASSY,REAR	1	1	130815							
21B	53101-05580	AXLE ASSY,REAR	1	130816	-	B						S/N0102-,5005-
22A	53101-02870	PLUG	2	1	-							YQA885003
23A	53101-00020	PLATE,NAME	1	1	-							YQ3053559
24A	53101-00010	SCREW	2	1	-							YQM492564
25A	53101-02770	BOLT	1	1	-							YQJ902050

# REAR AXLE ASSY



# REAR AXLE ASSY



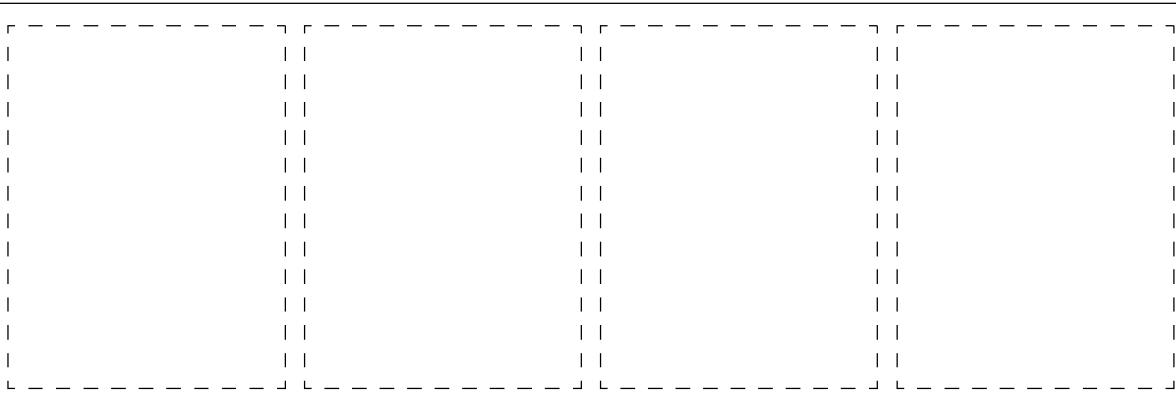
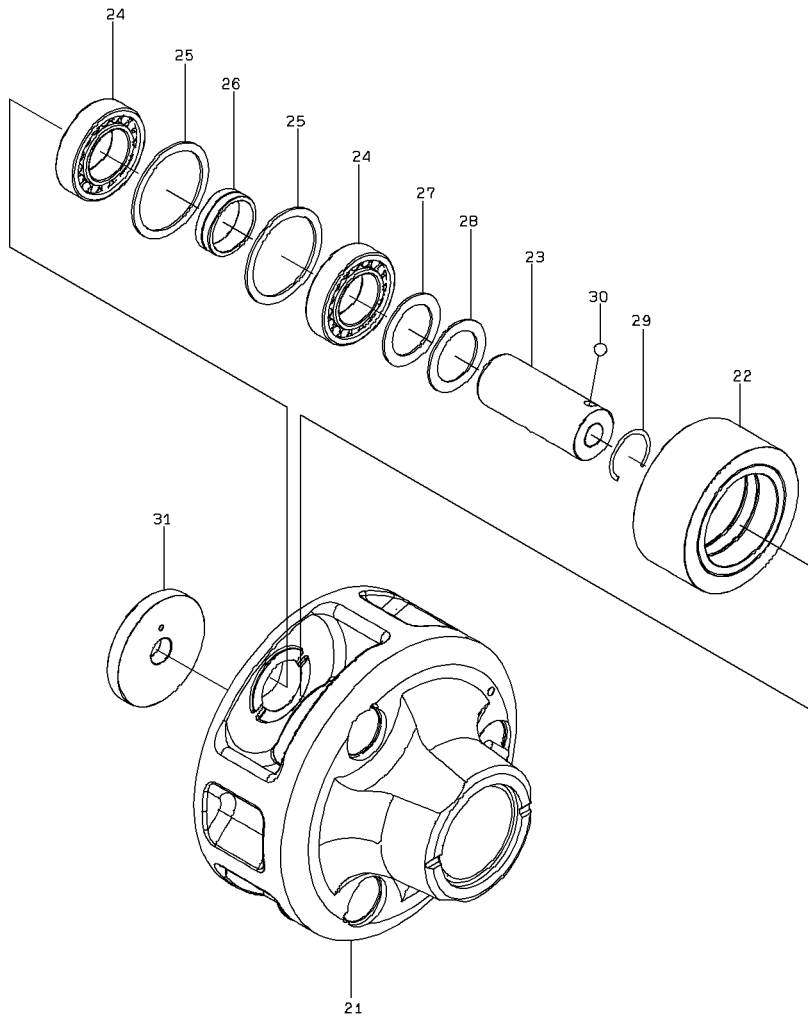
## REAR AXLE ASSY

SYM-BOL	PART NUMBER	PART NAME	UNIT Q,TY	SERIAL		REMARKS									
				(A)	(B)	N	P	D	(A)	(B)	(C)	(D)	REMARK		
000A	53101-05140	AXLE ASSY,REAR	1	1	130815										
000B	53101-05580	AXLE ASSY,REAR	1	130816	-										S/N 102-,5005-
21A	53101-05150	CASE	1	1	130815										
21B	53101-05590	CASE	1	130816	-										S/N 102-,5005-
23A	53101-04350	BOLT,SOCKET	8	1	130815										
23B	53101-04350	BOLT,SOCKET	2	130816	-										S/N 102-,5005-
24A	53101-04360	RING,O	1	1	-										
25A	53101-05160	HOUSING	2	1	130815										
25B	53101-05610	HOUSING	2	130816	-										S/N 102-,5005-
26A	53101-04380	SHAFT	2	1	-										
27A	53101-04390	SEAL,FLOATING	2	1	-										
28A	53101-04400	RETAINER	2	1	-										
29A	53101-03310	RING,O	2	1	-										
30A	53101-03300	BOLT,SOCKET	12	1	-										
31A	53101-04410	SPACER	2	1	-										
32A	53101-04420	BEARING,TAPER ROLL	2	1	-										
33A	53101-04430	BEARING,TAPER ROLL	2	1	-										
34A	53101-02970	BOLT	2	1	-										
35A	53101-02980	SHIM	2	1	-										T=0.1
36A	53101-02990	SHIM	2	1	-										
37A	53101-03000	SHIM	2	1	-										T=0.25
38A	53101-03010	SHIM	6	1	-										
39A	53101-04440	GEAR,RING	2	1	-										
40A	53101-04450	PIN	8	1	130815										
40B	53101-05620	PIN	8	130816	-										S/N 102-,5005-
41A	53101-04460	BOLT	26	1	130815										
41B	53101-05410	BOLT	29	130816	-										S/N 102-,5005-
42A	53101-04470	BOLT	26	1	130815										
42B	53101-05630	BOLT	29	130816	-										S/N 102-,5005-
43A	53101-04480	WASHER	52	1	130815										
43B	53101-05420	WASHER	58	130816	-										S/N 102-,5005-
44A	53101-03060	PIN	6	1	130815										
44B	53101-03060	PIN	4	130816	-										S/N 102-,5005-
45A	53101-04490	SPACER	2	1	130815										S/N -101-,5004
46A	53101-04500	DISC,FRICITION	4	1	-										
47A	53101-04510	DISC,SEPARATION	2	1	-										
48A	53101-04520	DISC,SEPARATION	2	1	-										
49A	53101-04530	DISC,SEPARATION	2	1	-										
50A	53101-04540	RETAINER,BRAKE	2	1	130815										
50B	53101-05640	RETAINER,BRAKE	2	130816	-										S/N 102-,5005-
51A	53101-04550	PIN	16	1	130815										
51B	53101-05650	PIN	16	130816	-										S/N 102-,5005-
52A	53101-04560	PISTON	2	1	-										
53A	53101-04570	RING,D	2	1	-										
54A	53101-04580	RING,D	2	1	-										
55A	53101-03160	BOLT	20	1	-										
56A	53101-03170	ADAPTER	20	1	-										
57A	53101-03180	SPRING	20	1	-										
58A	53101-04590	GEAR,SUN	2	1	-										
59A	53101-04600	HUB	2	1	-										
60A	53101-03210	RING,SNAP	4	1	-										
61A	53101-04610	RETAINER,BEARING	2	1	-										
62A	53101-04620	PLATE,LOCK	2	1	-										
63A	53101-04630	BOLT	28	1	-										
64A	53101-03270	WASHER	28	1	-										
65A	53101-05170	COVER	1	1	-										
66A	53101-04650	BOLT	22	1	-										
67A	53101-03270	WASHER	22	1	-										
68A	53101-00710	BUSHING	1	1	-										
69A	53101-04660	PLUG	1	1	-										
70A	53101-00110	PLUG	3	1	130815										
70B	53101-03280	PLUG	3	130816	-										S/N 102-,5005-
71A	53101-04670	PLUG	1	1	130815										S/N -101-,5004
72A	53101-04680	PLUG	2	1	-										
73A	53101-04690	GAUGE,LEVEL	2	1	-										
74A	53101-03330	PLUG,MAGNET	1	1	-										

## REAR AXLE ASSY

SYM-BOL	PART NUMBER	PART NAME	UNIT Q,TY	SERIAL		REMARKS							
				(A)	(B)	N	P	D	(A)	(B)	(C)	(D)	REMARK
75A	53101-03340	SCREW,BLEED	2	1	-								
76A	53101-03390	PLUG	4	1	- 130815								
76B	53101-02350	PLUG	6	130816	-	B							S/N 102-,5005-
77A	53101-04700	CARRIER ASSY	2	1	-								
78A	53101-05180	GEAR SET,SPIRAL BE	1	1	- 130815								
78B	53101-05660	GEAR SET,SPIRAL BE	1	130816	-	B							S/N 102-,5005-
79A	53101-04740	BOLT	24	1	-								
80A	53101-04480	WASHER	24	1	-								
81A	53101-04750	CAGE ASSY,DIFFEREN	1	1	-								
82A	53101-03430	BOLT	16	1	-								
83A	53101-03440	WASHER	16	1	-								
84A	53101-04780	BEARING,TAPER ROLL	2	1	-								
85A	53101-04790	GEAR,BEVEL	4	1	-								
86A	53101-04800	GEAR,BEVEL	2	1	-								
87A	53101-04810	WASHER,THRUST	4	1	-								
88A	53101-03500	WASHER,THRUST	2	1	-								
89A	53101-03540	PIN	4	1	-								
90A	53101-04820	SPIDER	1	1	-								
91A	53101-04830	NUT,U	2	1	-								
92A	53101-05210	CAGE	1	1	-								
93A	53101-04850	BEARING,TAPER ROLL	1	1	-								
94A	53101-04860	BEARING,TAPER ROLL	1	1	-								
95A	53101-04870	BEARING,ROLLER	1	1	-								
96A	53101-04880	RING,SNAP	1	1	-								
97A	53101-04890	SPACER	1	1	- 140715								
97B	53101-07090	SPACER	1	140716	-	C							S/N131-,5051-,
98A	53101-04900	SPACER	1	1	-								
99A	53101-01530	FLANGE	1	1	- 140715								
99B	53101-07060	FLANGE	1	140716	-	C							S/N131-,5051-,
100A	53101-04910	BOLT	1	1	-								
101A	53101-04920	PLATE	1	1	-								
102A	53101-04930	RING,O	1	1	-								
103A	53101-04940	SHIM	10	1	-								
104A	53101-04950	SHIM	6	1	-								
105A	53101-04960	SHIM	6	1	-								
106A	53101-04970	RETAINER	1	1	-								
107A	53101-04980	RING,O	1	1	-								
108A	53101-04990	BOLT	4	1	-								
109A	53101-05000	WASHER	4	1	-								
110A	53101-03680	SEAL,OIL	1	1	-								
111A	53101-03690	RING,O	1	1	-								
112A	53101-01500	BOLT	17	1	-								
113A	53101-04480	WASHER	17	1	-								
114A	53101-05010	SHIM	10	1	-								
115A	53101-05020	SHIM	10	1	-								
116A	53101-05030	SHIM	10	1	-								
117A	53101-02850	BOSS	1	1	-								
118A	53101-03060	PIN	1	1	-								

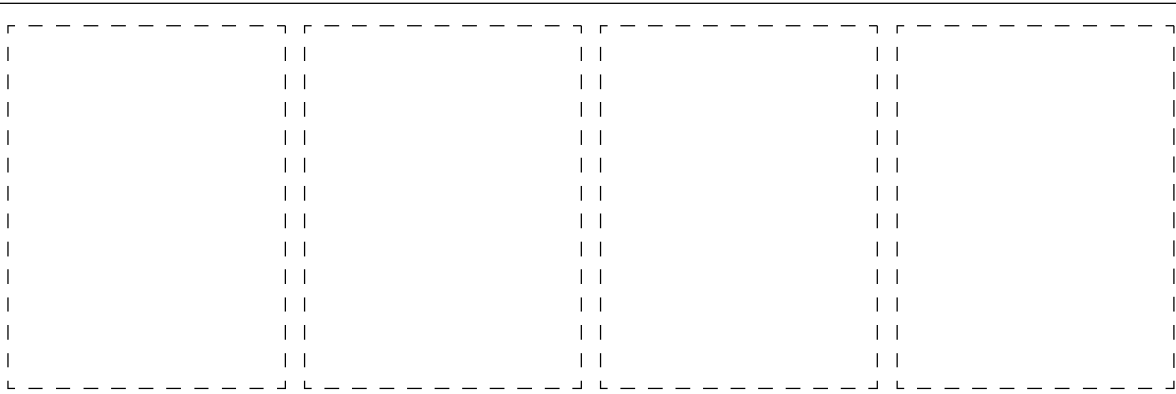
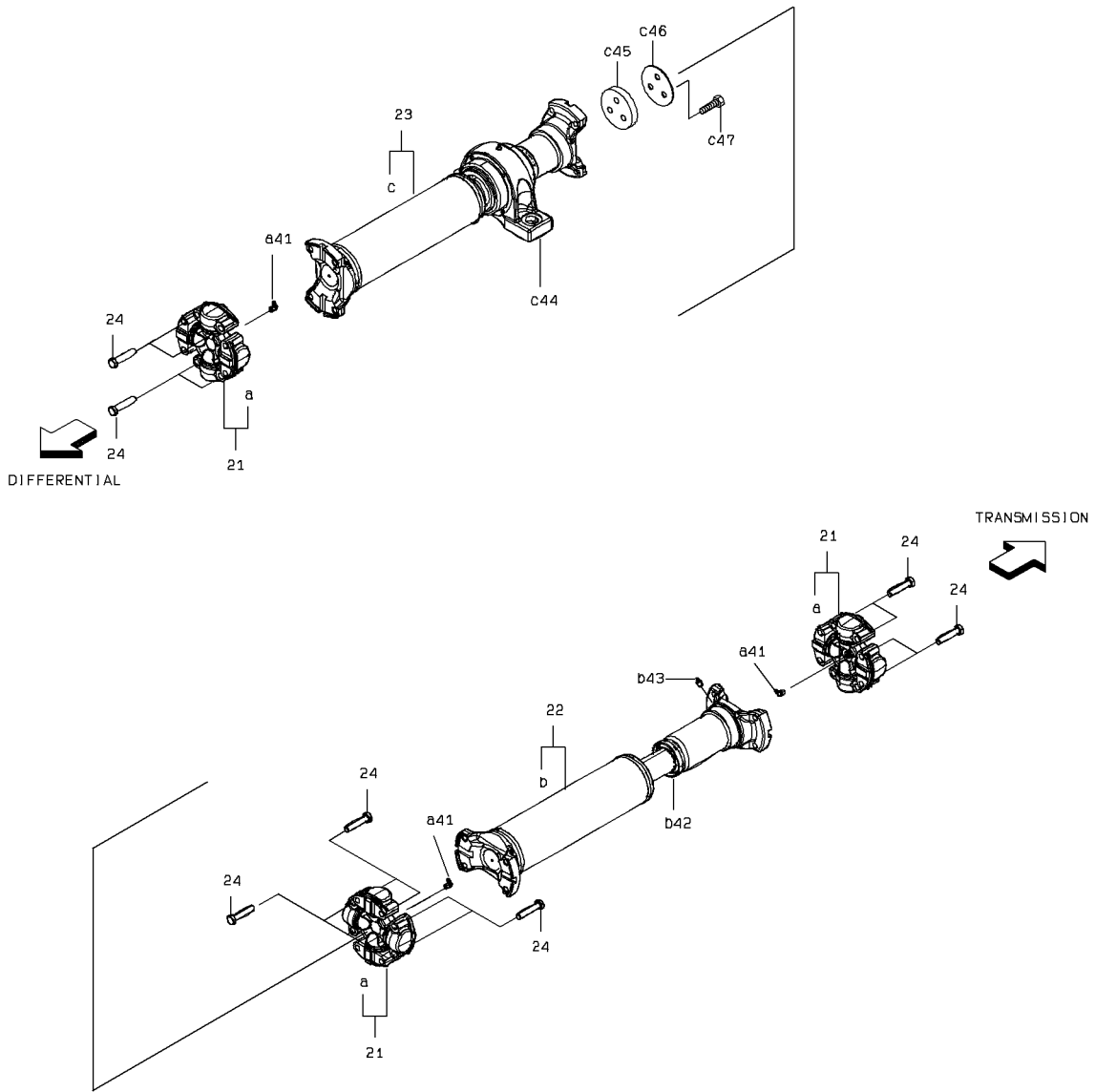
# PLANETARY CARRIER



## PLANETARY CARRIER

SYM-BOL	PART NUMBER	PART NAME	UNIT Q, TY	SERIAL		REMARKS						
				(A)	(B)	N	P	D	(A)	(B)	(C)	(D)
000A	53101-04700	CARRIER ASSY	2	1	-							
21A	53101-05040	CARRIER	1	1	-							
22A	53101-05050	GEAR, PLANET	3	1	-							
23A	53101-05060	PIN, PLANET	3	1	-							
24A	53101-05070	BEARING, ROLLER	6	1	-							
25A	53101-05080	RING, SNAP	6	1	-							
26A	53101-05090	COLLAR	3	1	-							
27A	53101-02170	WASHER, THRUST	3	1	-							
28A	53101-05100	SPACER	3	1	-							
29A	53101-05110	RING, SNAP	3	1	-							
30A	53101-03840	BALL	3	1	-							
31A	53101-05120	PLATE	1	1	-							

# 2ND PROPELLER SHAFT

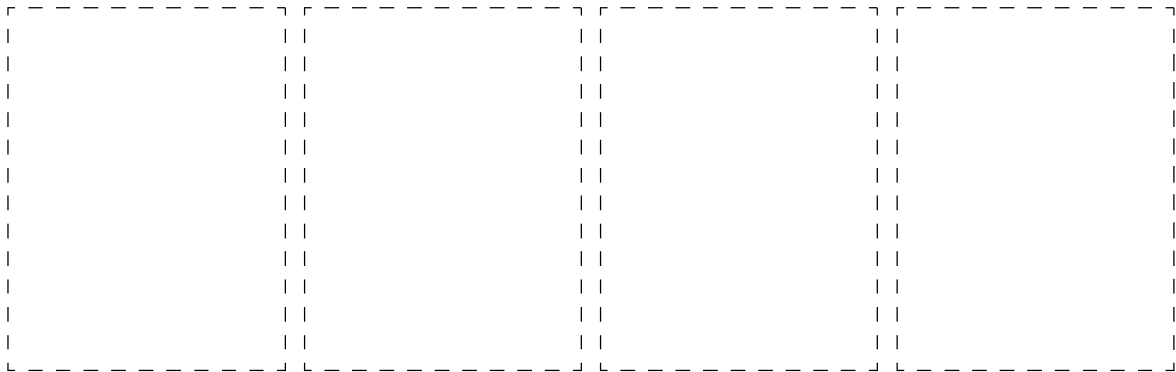
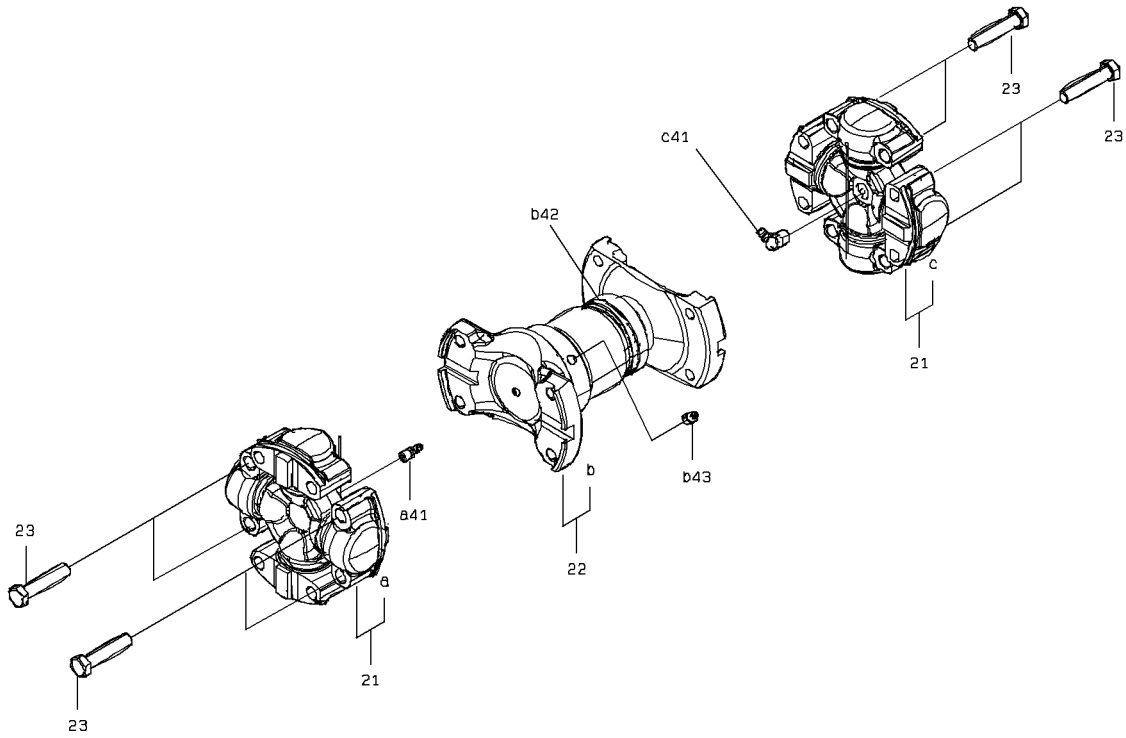


1-A

## 2ND PROPELLER SHAFT

SYM-BOL	PART NUMBER	PART NAME	UNIT Q, TY	SERIAL		REMARKS						
				(A)	(B)	N	P	D	(A)	(B)	(C)	(D)
000A	42752-61430	PROPELLERSHAFT ASS	1	1	-							
21A	42060-70450	BEARING ASSY,SPIDE	3	1	-				Y01			
22A	44612-70910	YOKE ASSY,SLEEVE	1	1	-					Y02		
23A	42750-70880	PROPELLER SHAFT AS	1	1	-						Y03	
24A	43900-70690	BOLT	16	1	-							
41A	37713-60020	NIPPLE,GREASE	1	1	-				01			
42A	34000-70860	SEAL	1	1	-					02		
43A	37713-70340	NIPPLE,GREASE	1	1	-					02		
44A	41441-70360	BLOCK,PILLOW	1	1	-						03	
45A	41657-70110	PLATE,END	1	1	-						03	
46A	41694-70160	PLATE,LOCK	1	1	-						03	
47A	43900-70640	BOLT	3	1	-						03	

# 3RD PROPELLER SHAFT



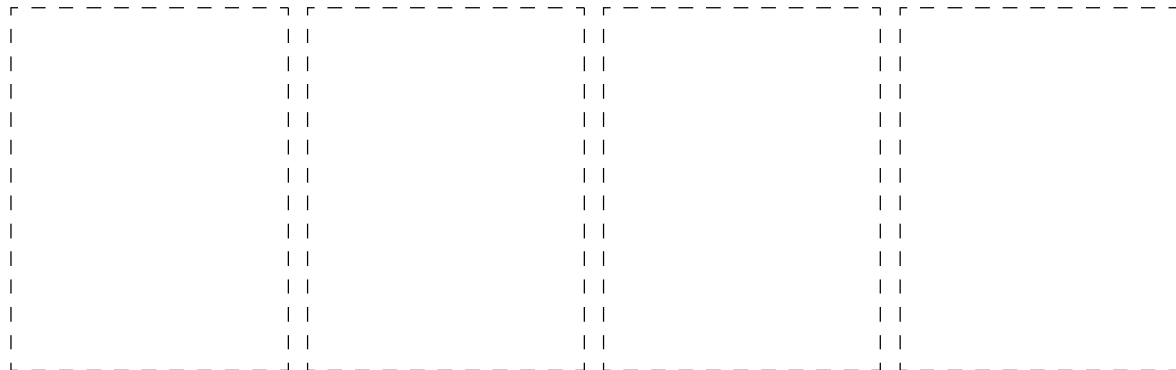
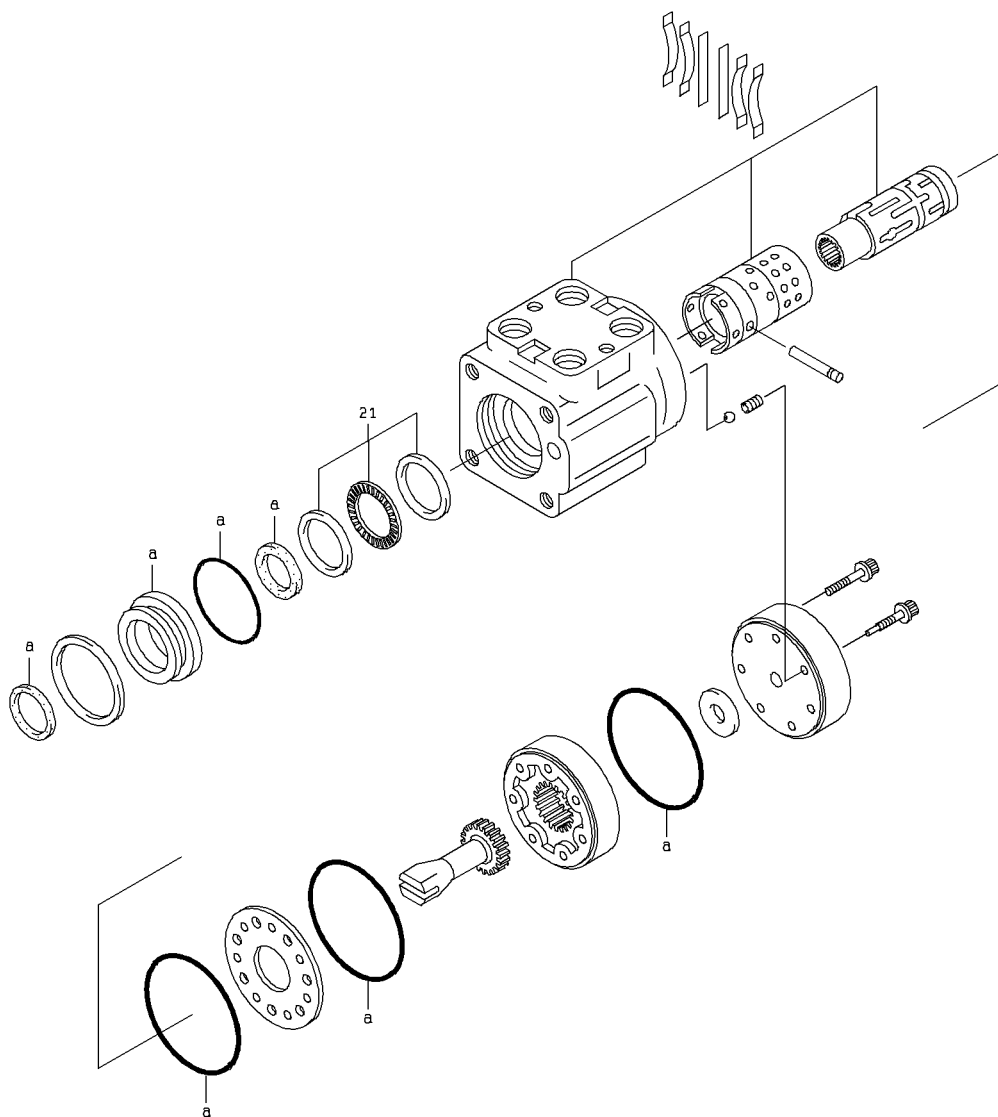
1-A

### 3RD PROPELLER SHAFT

SYM-BOL	PART NUMBER	PART NAME	UNIT Q, TY	SERIAL		REMARKS							
				(A)	(B)	N	P	D	(A)	(B)	(C)	(D)	REMARK
000A	42753-60890	PROPELLERSHAFT ASS	1	1	-								
21A	42060-70450	BEARING ASSY,SPIDE	2	1	-					Y01			
22A	44612-70860	YOKE ASSY,SLEEVE	1	1	-						Y02		
23A	43900-70690	BOLT	8	1	-								
41A	37713-60020	NIPPLE,GREASE	1	1	-					01			
42A	34000-70860	SEAL	1	1	-						02		
43A	37713-70340	NIPPLE,GREASE	1	1	-						02		

## ORBITROL(TM)

(注記) : a印はキット( 番号 22 )に含まれるパーツを示します。  
(NOTE) : KIT(SYMBOL 22) CONSISTS OF THE PARTS WITH a.

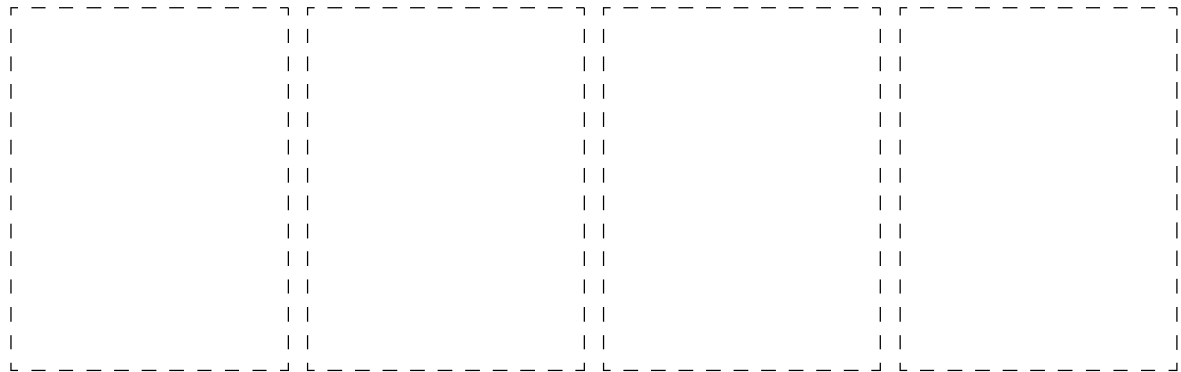
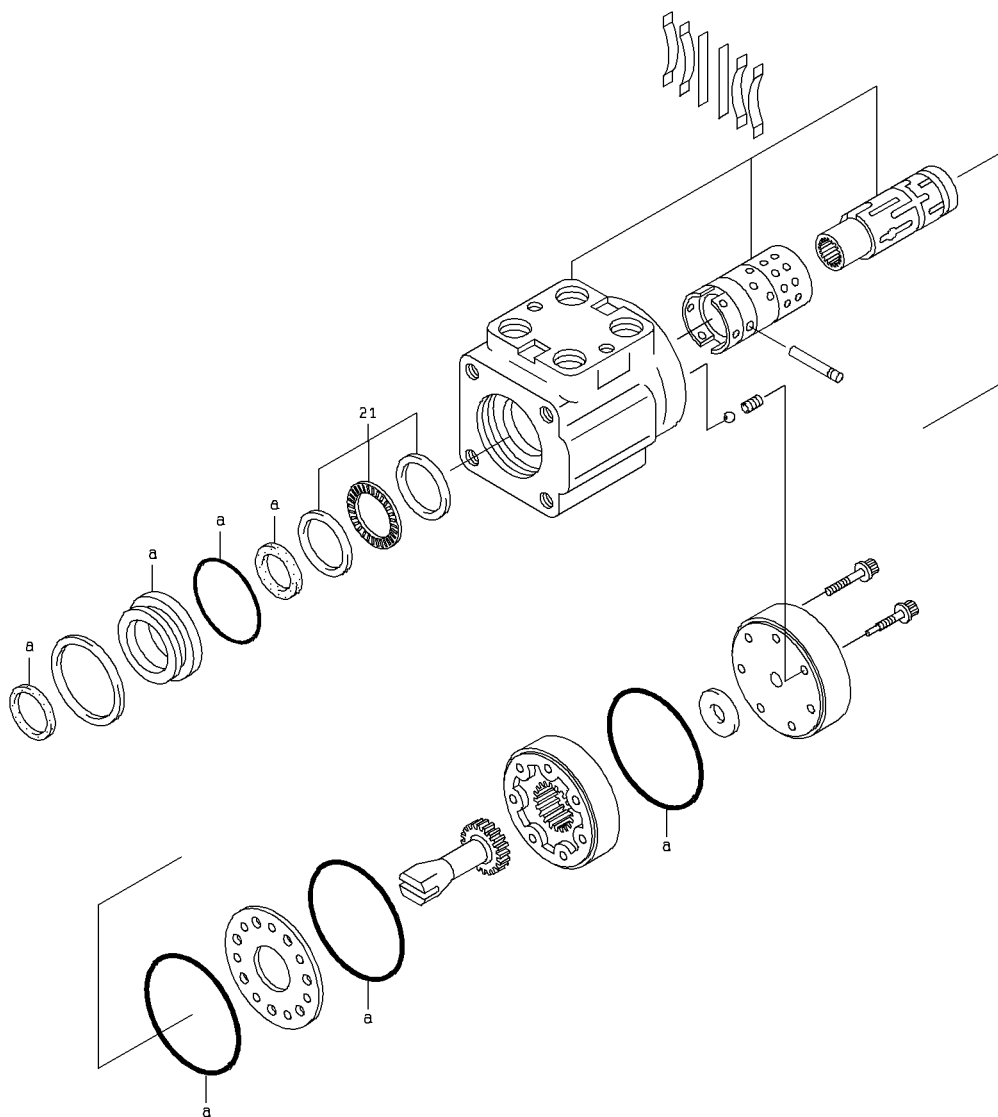


### ORBITROL(TM)

SYM-BOL	PART NUMBER	PART NAME	UNIT Q,TY	SERIAL (A) - (B)	REMARKS					
					N	P	D	(A)	(B)	(C)
000A	31050-60750	ORBITROL(TM) ASSY	1	1 -						
21A	49612-70010	BEARING KIT	1	1 -						
22A	49327-73720	SEAL KIT	1	1 -						

# ORBITROL(TM)/(FOR JOYSTICK STEERING)

(注記) : a印はキット( 番号 22 )に含まれるパーツを示します。  
 (NOTE) : KIT(SYMBOL 22) CONSISTS OF THE PARTS WITH a.



ORBITROL(TM)/(FOR JOYSTICK STEERING)

SYM-BOL	PART NUMBER	PART NAME	UNIT Q,TY	SERIAL (A) - (B)	REMARKS					
					N	P	D	(A)	(B)	(C)
000A	31050-60770	ORBITROL(TM) ASSY	1	1 -						
21A	49327-73720	SEAL KIT	1	1 -						
22A	49612-70010	BEARING KIT	1	1 -						

---

MEMO

---

**PARTS No. INDEX**

PARTS No. INDEX

PART NUMBER	PAGE-SYM	PART NUMBER	PAGE-SYM	PART NUMBER	PAGE-SYM	PART NUMBER	PAGE-SYM				
30010	-70020	53- 26A	33100	-70900	45- 53A	35104	-70190	68- 30A	35600	-78870	18- 92A
30111	-60110	124- 000A		-71190	5- 58A		-70200	62- 33A		-78870	22- 82A
30112	-60100	130- 000A		-71290	57- 21A		-70200	64- 33A		-78870	26- 52A
	-60130	130- 000B	33190	-70610	10- 43A		-70200	66- 33A		-78880	18- 93A
31050	-60750	142- 000A	33305	-70090	53- 24A		-70200	68- 33A		-78880	22- 83A
	-60770	144- 000A	33700	-70030	38- 26A		-70200	70- 37A		-78880	26- 53A
31053	-70080	41- 50A	33920	-70200	41- 40A		-70230	60- 31A		-78910	50- 32A
	-70200	41- 25A	33930	-70600	41- 36A		-70250	70- 32A		-79040	36- 30A
	-70700	41- 30A		-70690	18- 94A	35110	-70050	45- 43A		-79050	36- 31A
	-70990	18- 48A		-70690	18- 100A		-70070	38- 65A		-79080	41- 49A
	-70990	22- 48A		-70690	22- 84A	35440	-70610	18- 96A		-79090	18- 54A
	-71000	6- 164A		-70690	22- 90A		-70610	22- 86A		-79090	22- 54A
	-71000	57- 57A		-70690	26- 54A		-70610	26- 56A		-79100	18- 59A
	-71010	57- 25A		-70750	29- 32A		-70620	18- 102A		-79100	22- 59A
	-71010	57- 36A		-70750	33- 32A		-70620	22- 92A		-79110	6- 163A
	-71020	29- 23A		-70980	48- 36A		-70680	5- 67A		-79210	57- 49A
	-71020	33- 23A		-70980	50- 30A		-70810	38- 25A		-79220	57- 50A
	-71030	24- 32A		-71150	45- 25A		-70980	5- 68A		-79230	57- 51A
31160	-71960	5- 47A		-71160	36- 32A	35570	-71920	41- 27A		-79240	24- 33A
	-72170	12- 22A		-71170	18- 55A		-72210	41- 47A		-79250	24- 35A
	-72170	14- 22A		-71170	22- 55A		-72250	18- 97A	35700	-71820	5- 50A
31200	-72890	5- 55A		-71180	57- 53A		-72250	22- 87A	35750	-70720	6- 162A
	-72900	5- 56A		-71190	57- 54A		-72260	18- 53A		-70730	57- 47A
	-72910	5- 57A	34000	-70860	138- 42A		-72260	22- 53A	35830	-60140	91- 229B
	-72960	29- 21A		-70860	140- 42A		-72270	6- 161A		-60140	105- 229B
	-72960	33- 21A		-71020	45- 23A		-72310	24- 34A	35902	-70110	53- 33A
	-72970	29- 22A	34042	-71700	5- 77A		-72370	26- 51A	35910	-70390	18- 65A
	-72970	33- 22A		-71710	8- 45A		-72400	18- 91A		-70470	45- 56A
	-73240	18- 42A	34044	-71260	62- 53A		-72490	18- 91B		-70480	45- 57A
	-73240	22- 42A		-71260	64- 53A		-72490	22- 81A		-70490	45- 58A
	-73240	26- 29A		-71260	66- 53A	35575	-70470	18- 70A		-70510	36- 33A
	-73660	18- 43A		-71260	68- 53A		-70540	26- 36A		-70530	6- 168A
	-73660	22- 43A		-71280	60- 60A		-70550	18- 69A	36704	-70280	66- 21A
	-73670	18- 44A		-71330	70- 53A		-70560	29- 29A		-70290	62- 21A
	-73670	22- 44A		-71360	60- 32A		-70640	22- 68A		-70300	70- 21A
	-73690	18- 45A		-71370	62- 32A		-70650	18- 69B		-70480	64- 21A
	-73690	22- 45A		-71370	64- 32A		-70650	22- 67A		-70490	68- 21A
	-73690	26- 30A		-71370	66- 32A		-70670	33- 29A	36725	-74150	60- 21A
	-73760	18- 46A		-71370	68- 32A	35600	-73830	41- 22A	37421	-60640	73- 000A
	-73760	22- 46A		-71480	70- 36A		-74850	41- 45A		-60650	77- 000A
31205	-70220	48- 22A	34046	-70110	60- 58A		-75260	38- 41A		-60720	73- 000B
	-70220	50- 21A		-70130	62- 58A		-75280	18- 98A		-60730	77- 000B
	-70270	57- 32A		-70130	64- 58A		-75280	22- 88A	37600	-72140	38- 23A
	-70280	57- 33A		-70130	66- 58A		-75290	18- 99A		-72300	57- 62A
31210	-70320	45- 30A		-70140	68- 58A		-75290	22- 89A		-72680	45- 37A
	-70420	12- 49A		-70140	70- 58A		-75300	18- 58A		-72770	41- 43A
	-70430	36- 28A	34200	-71720	48- 27A		-75300	22- 58A		-72810	6- 107A
31289	-71380	60- 25A		-71720	50- 26A		-75300	26- 32A		-72810	6- 134A
	-71400	62- 24A		-71740	45- 35A		-75620	5- 53A		-73040	38- 38A
	-71400	64- 24A	34500	-70660	5- 45A		-75730	29- 30A		-73070	38- 40A
	-71400	66- 24A		-70670	5- 46A		-75730	33- 30A		-73100	12- 41A
	-71400	68- 24A		-70790	45- 47A		-75740	29- 63A		-73100	14- 41A
	-71410	70- 25A		-70930	12- 44A		-75740	33- 63A		-73110	12- 45A
31600	-70020	48- 61A	34820	-67230	60- 000A		-75860	29- 31A		-73120	38- 42A
	-70020	50- 51A		-68710	70- 000A		-75860	33- 31A		-73140	6- 106A
31605	-70010	48- 44A		-68720	62- 000A		-76620	45- 34A		-73140	6- 133A
	-70010	50- 38A		-68730	66- 000A		-77350	48- 39A		-73140	57- 61A
31611	-70040	48- 40A		-69070	64- 000A		-77350	50- 33A	37636	-70380	60- 30A
	-70040	50- 34A		-69080	68- 000A		-77510	45- 27A		-70400	62- 29A
31701	-70850	38- 24A	35039	-70030	10- 23A		-77550	45- 39A		-70400	64- 29A
31990	-71980	10- 46A		-70040	10- 42A		-77560	48- 38A		-70400	66- 29A
	-72260	8- 41A	35100	-71880	5- 86A		-78090	41- 26A		-70400	68- 29A
	-72270	8- 43A		-72340	41- 42A		-78100	41- 37A		-70410	70- 30A
	-72280	8- 44A	35104	-70170	48- 42A		-78690	45- 28A	37713	-60020	138- 41A
32112	-70010	12- 43A		-70170	50- 36A		-78700	45- 29A		-60020	140- 41A
32215	-70180	10- 44A		-70180	45- 36A		-78730	29- 34A		-70340	138- 43A
32223	-70050	38- 28A		-70190	62- 30A		-78730	33- 34A		-70340	140- 43A
32925	-70070	45- 45A		-70190	64- 30A		-78760	53- 32A	37900	-60030	14- 23A
33100	-70890	45- 52A		-70190	66- 30A		-78830	41- 38A	37904	-70150	10- 25A

## PARTS No. INDEX

PART NUMBER	PAGE-SYM	PART NUMBER	PAGE-SYM	PART NUMBER	PAGE-SYM	PART NUMBER	PAGE-SYM				
38120	-70770	53- 21A	40790	-70500	38- 21A	41530	-75260	45- 21A	43956	-71700	57- 65A
38510	-71380	18- 22A		-70540	48- 43A		-75480	41- 39A		-71710	62- 31A
	-71380	22- 22A		-70540	50- 37A		-75550	29- 37A		-71710	64- 31A
	-71390	18- 64A		-70560	45- 51A		-75550	33- 37A		-71710	66- 31A
	-71400	57- 52A		-70680	53- 23A		-75610	41- 33A		-71710	68- 31A
	-71420	24- 23A	40840	-72450	5- 52A		-75780	18- 27A		-71730	29- 28A
38511	-60380	57- 000A		-72670	45- 42A		-75780	22- 27A		-71730	33- 28A
	-60470	36- 000A		-72670	48- 41A		-75780	26- 22A		-71740	18- 67A
	-71400	10- 21A		-72670	50- 35A		-75800	18- 60A		-71740	22- 65A
	-71760	38- 43A		-73040	45- 49A		-75800	22- 60A		-71740	26- 34A
38521	-60670	24- 000A		-73080	45- 38A		-75920	70- 35A		-71740	57- 46A
	-60690	26- 000A		-73530	62- 22A		-75930	29- 36A		-71750	18- 68A
	-70250	18- 21A		-73530	64- 22A		-75930	33- 36A		-71750	22- 66A
	-70250	22- 21A		-73530	66- 22A		-76010	57- 23A		-71760	6- 110A
38523	-61190	29- 000A		-73530	68- 22A		-76020	57- 56A		-71760	6- 137A
	-61240	33- 000A		-73540	62- 25A		-76030	18- 49A		-71830	57- 45A
38531	-61120	38- 000A		-73540	64- 25A		-76030	22- 49A		-71840	57- 63A
38532	-62140	18- 000A		-73540	66- 25A		-76050	24- 22A		-71900	70- 33A
	-62190	18- 000B		-73540	68- 25A		-76070	24- 25A		-71920	24- 38A
	-62230	22- 000A		-73570	60- 22A		-76110	24- 28A		-71920	24- 75A
38543	-60360	41- 000A		-73570	60- 24A		-76120	24- 41A		-71960	26- 35A
38552	-70020	18- 52A		-73580	60- 26A		-76210	22- 63A	44074	-70390	18- 56A
	-70020	22- 52A		-73640	57- 48A	41580	-70140	53- 29A		-70390	22- 56A
38553	-70840	18- 63A		-73650	70- 22A	41585	-70400	41- 44A		-70390	26- 31A
	-70860	24- 36A		-73650	70- 24A		-70460	57- 55A		-70440	29- 62A
38560	-60640	48- 000A		-73660	70- 26A	41600	-71170	5- 51A		-70440	33- 62A
	-60840	53- 000A	40910	-70230	38- 45A		-71180	5- 54A		-70580	18- 57A
	-60870	45- 000A		-70240	38- 46A		-71760	45- 33A		-70580	22- 57A
	-60910	50- 000A	41410	-70500	5- 59A		-71770	48- 21A		-70720	29- 33A
	-70110	41- 35A		-70680	18- 23A	41610	-70010	45- 32A		-70720	33- 33A
38565	-71470	29- 43A		-70680	22- 23A	41611	-70610	53- 27A	44081	-70540	10- 24A
	-71470	33- 43A	41441	-70360	138- 44A	41645	-70750	38- 35A	44083	-62400	5- 000A
	-72430	29- 42A	41530	-71180	41- 46A	41650	-70390	53- 25A	44090	-60080	10- 000A
	-72430	33- 42A		-71600	5- 64A	41657	-70110	138- 45A	44093	-61830	8- 000A
	-72440	18- 61A		-71600	5- 91A	41670	-70130	5- 44A	44484	-70310	10- 22A
	-72440	22- 61A		-71600	6- 118A	41694	-70160	138- 46A	44612	-70860	140- 22A
	-72450	18- 62A		-71610	5- 62A	42003	-70320	5- 48A		-70910	138- 22A
	-72450	22- 62A		-71610	6- 117A	42006	-70710	5- 49A	45200	-71570	45- 40A
	-72450	26- 33A		-71750	36- 23A	42060	-70450	138- 21A		-71770	62- 60A
	-72460	18- 66A		-72700	5- 63A		-70450	140- 21A		-71770	64- 60A
	-72460	22- 64A		-72750	41- 23A	42750	-70880	138- 23A		-71770	66- 60A
	-72490	24- 31A		-72790	18- 28A	42752	-61430	138- 000A		-71770	68- 60A
38567	-70450	6- 111A		-72790	22- 28A	42753	-60890	140- 000A		-71780	70- 60A
	-70480	57- 64A		-72790	36- 21A	43020	-70090	38- 27A	45311	-71770	38- 66A
39600	-72960	48- 24A		-72790	48- 28A	43751	-70110	18- 47A		-71780	12- 51A
	-72960	50- 23A		-72790	50- 27A		-70110	22- 47A		-71790	6- 108A
	-74110	38- 64A		-72790	57- 22A		-70290	41- 21A		-71790	6- 135A
39661	-70590	62- 52A		-73550	48- 29A		-70300	48- 62A		-71800	6- 109A
	-70590	64- 52A		-73570	18- 26A		-70300	50- 52A		-71800	6- 136A
	-70590	66- 52A		-73570	22- 26A		-70470	45- 41A	45315	-70370	5- 81A
	-70590	68- 52A		-73570	36- 22A		-70510	70- 31A	45323	-70320	8- 46A
	-70610	60- 52A		-73910	41- 28A	43890	-71420	12- 47A		-70330	62- 26A
	-70650	70- 52A		-73920	41- 31A	43900	-70640	138- 47A		-70330	64- 26A
39960	-72050	5- 66A		-74150	18- 24A		-70690	138- 24A		-70330	66- 26A
	-72870	60- 29A		-74150	22- 24A		-70690	140- 23A		-70330	68- 26A
	-72900	62- 28A		-74160	18- 25A		-73510	38- 33A		-70340	62- 27A
	-72900	64- 28A		-74160	22- 25A		-73540	18- 95A		-70340	64- 27A
	-72900	66- 28A		-74160	26- 21A		-73540	18- 101A		-70340	66- 27A
	-72900	68- 28A		-74280	57- 24A		-73540	22- 85A		-70340	68- 27A
	-72910	70- 29A		-74280	57- 34A		-73540	22- 91A		-70370	60- 27A
40000	-71310	38- 29A		-74280	57- 35A		-73540	26- 55A		-70370	60- 28A
	-71320	38- 30A		-74310	29- 64A		-74770	38- 36A		-70420	70- 27A
40010	-70380	5- 82A		-74310	33- 64A		-74850	38- 22A		-70430	70- 28A
40045	-70130	38- 31A		-74330	18- 29A		-74860	38- 39A	45460	-70320	53- 30A
40061	-70010	5- 65A		-74330	22- 29A	43951	-70090	5- 84A		-70330	53- 31A
40330	-70700	18- 50A		-74530	29- 35A	43956	-71140	5- 60A		-70340	5- 22A
	-70700	22- 50A		-74530	33- 35A		-71340	45- 44A		-70350	5- 23A
40510	-70850	18- 51A		-75150	48- 23A		-71350	45- 50A	45600	-70480	45- 31A
	-70850	22- 51A		-75150	50- 22A		-71460	5- 85A	45610	-70090	53- 22A

PARTS No. INDEX

PART NUMBER	PAGE-SYM	PART NUMBER	PAGE-SYM	PART NUMBER	PAGE-SYM	PART NUMBER	PAGE-SYM				
45810	-70030	38- 44A	47131	-78380	5- 95A	47194	-72170	57- 42A	53101	-00060	118- 38A
45871	-70610	38- 34A		-78380	6- 122A		-72220	62- 55A		-00070	73- 27A
	-70640	60- 23A		-78390	5- 97A		-72220	64- 55A		-00070	77- 27A
	-70680	62- 23A		-78390	6- 124A		-72220	66- 55A		-00080	73- 28A
	-70680	64- 23A		-78400	5- 99A		-72220	68- 55A		-00080	77- 28A
	-70680	66- 23A		-78400	6- 126A		-72230	70- 55A		-00080	91- 239A
	-70680	68- 23A		-78410	5- 100A		-72240	24- 69A		-00080	105- 239A
	-70870	70- 23A		-78410	6- 127A		-72250	24- 70A		-00090	87- 21A
45887	-70380	48- 26A		-78420	5- 101A	47195	-70260	62- 51A		-00090	101- 21A
	-70400	45- 54A		-78420	6- 128A		-70260	64- 51A		-00090	110- 21A
	-70430	45- 22A		-78430	5- 102A		-70260	66- 51A		-00090	112- 21A
	-70450	45- 55A		-78430	6- 129A		-70260	68- 51A		-00090	114- 21A
	-70480	50- 25A		-78440	6- 104A		-70280	60- 51A		-00100	87- 22A
46000	-70560	38- 32A		-78440	6- 131A		-70300	70- 51A		-00100	101- 22A
	-70920	41- 48A		-78450	6- 105A	48971	-70160	12- 23A		-00110	87- 23A
	-71760	48- 37A		-78450	6- 132A		-70170	12- 50A		-00110	87- 23B
	-71760	50- 31A		-78460	60- 54A	48976	-61350	12- 000A		-00110	101- 23A
	-71780	45- 26A		-78470	60- 56A		-61620	14- 000A		-00110	101- 23B
46926	-70310	38- 37A		-78480	60- 57A		-70330	12- 21A		-00110	127- 70A
	-70320	12- 42A		-78600	57- 26A		-70330	14- 21A		-00110	133- 70A
	-70320	14- 42A		-78610	57- 27A	49200	-70220	5- 43A		-00120	87- 24A
47131	-73360	41- 32A		-78740	62- 56A		-70230	5- 42A		-00120	101- 24A
	-74120	5- 76A		-78740	64- 56A	49327	-73490	10- 45A		-00130	87- 25A
	-74120	5- 98A		-78740	66- 56A		-73720	142- 22A		-00130	101- 25A
	-74120	6- 125A		-78740	68- 56A		-73720	144- 21A		-00140	24- 64A
	-75370	18- 37A		-78750	70- 54A		-74590	10- 41A		-00140	87- 26A
	-75370	22- 37A		-78760	70- 56A		-74860	53- 34A		-00140	101- 26A
	-75370	26- 28A		-78790	24- 37A		-75000	8- 21A		-00140	105- 267A
	-76460	6- 165A		-78790	24- 74A		-75050	60- 33A		-00150	87- 27A
	-76470	6- 166A		-78800	24- 39A		-75060	60- 34A		-00150	88- 100A
	-76480	6- 167A		-78810	24- 40A		-75110	62- 34A		-00150	101- 27A
	-76700	48- 25A		-78820	24- 61A		-75110	64- 34A		-00150	102- 100A
	-76700	50- 24A		-78820	91- 261A		-75110	66- 34A		-00150	120- 35A
	-77390	41- 29A		-78820	105- 261A		-75110	68- 34A		-00150	122- 25A
	-77400	41- 24A		-78830	24- 62A		-75120	62- 35A		-00160	87- 28A
	-77410	41- 41A		-78840	24- 29A		-75120	64- 35A		-00160	101- 28A
	-77830	41- 34A		-78840	24- 63A		-75120	66- 35A		-00170	87- 29A
	-78060	38- 61A		-78840	24- 68A		-75120	68- 35A		-00170	101- 29A
	-78070	38- 62A		-78840	73- 41A		-75130	70- 38A		-00180	87- 30A
	-78080	38- 63A		-78840	77- 41A		-75140	70- 39A		-00180	88- 69A
	-78200	12- 46A		-78840	91- 262A	49431	-70020	53- 28A		-00180	101- 30A
	-78210	12- 52A		-78840	105- 262A	49566	-70160	5- 41A		-00180	102- 69A
	-78230	62- 54A		-78850	24- 30A	49612	-70010	142- 21A		-00190	87- 31A
	-78230	64- 54A		-78860	24- 65A		-70010	144- 22A		-00190	101- 31A
	-78230	66- 54A		-78870	24- 66A	53101	-00010	73- 22A		-00200	87- 32A
	-78230	68- 54A		-78880	24- 67A		-00010	77- 22A		-00200	101- 32A
	-78240	62- 57A		-78890	24- 71A		-00010	124- 24A		-00210	87- 33A
	-78240	64- 57A		-78900	24- 72A		-00010	130- 24A		-00210	101- 33A
	-78240	66- 57A		-78910	24- 73A		-00020	73- 23A		-00220	87- 34A
	-78240	68- 57A		-78920	24- 42A		-00020	77- 23A		-00220	101- 34A
	-78270	70- 57A	47171	-71020	60- 59A		-00020	124- 23A		-00230	87- 35A
	-78280	70- 34A		-71060	62- 59A		-00020	130- 23A		-00230	101- 35A
	-78290	5- 69A		-71060	64- 59A		-00030	73- 24A		-00240	87- 36A
	-78300	5- 70A		-71060	66- 59A		-00030	77- 24A		-00240	89- 162A
	-78310	5- 71A		-71060	68- 59A		-00030	87- 65A		-00240	101- 36A
	-78320	5- 72A		-71070	70- 59A		-00030	90- 219A		-00240	103- 162A
	-78330	5- 73A	47181	-70190	60- 53A		-00030	101- 65A		-00250	87- 37A
	-78330	5- 94A	47191	-70250	12- 48A		-00030	104- 219A		-00250	101- 37A
	-78330	6- 121A	47194	-72050	8- 42A		-00050	73- 25A		-00260	87- 38A
	-78340	5- 74A		-72070	62- 62A		-00050	77- 25A		-00260	101- 38A
	-78340	5- 103A		-72070	64- 62A		-00050	89- 133A		-00270	87- 39A
	-78340	6- 130A		-72070	66- 62A		-00050	103- 133A		-00270	101- 39A
	-78350	5- 75A		-72070	68- 62A		-00060	24- 26A		-00280	87- 40A
	-78350	5- 96A		-72090	70- 62A		-00060	73- 26A		-00280	101- 40A
	-78350	6- 123A		-72100	5- 78A		-00060	77- 26A		-00290	87- 41A
	-78360	5- 92A		-72110	5- 79A		-00060	88- 80A		-00290	88- 104A
	-78360	6- 119A		-72120	60- 55A		-00060	90- 215A		-00290	101- 41A
	-78370	5- 93A		-72130	60- 62A		-00060	102- 80A		-00290	102- 104A
	-78370	6- 120A		-72160	57- 40A		-00060	104- 215A		-00300	87- 42A

PARTS No. INDEX

PART NUMBER	PAGE-SYM	PART NUMBER	PAGE-SYM	PART NUMBER	PAGE-SYM	PART NUMBER	PAGE-SYM
53101 -00300	101- 42A	53101 -00530	87- 67A	-00820	88- 106A	-01120	103- 140A
-00310	87- 43A	-00530	101- 67A	-00820	102- 106A	-01130	89- 141A
-00310	101- 43A	-00540	87- 68A	-00830	88- 107A	-01130	103- 141A
-00320	87- 44A	-00540	101- 68A	-00830	102- 107A	-01140	89- 144A
-00320	87- 64A	-00550	88- 70A	-00840	88- 108A	-01140	103- 144A
-00320	88- 87A	-00550	102- 70A	-00840	102- 108A	-01150	89- 145A
-00320	91- 233A	-00560	88- 71A	-00850	88- 109A	-01150	90- 222A
-00320	101- 44A	-00560	102- 71A	-00850	102- 109A	-01150	103- 145A
-00320	101- 64A	-00570	88- 72A	-00860	88- 110A	-01150	104- 222A
-00320	102- 87A	-00570	102- 72A	-00860	102- 110A	-01160	89- 147A
-00330	87- 45A	-00580	88- 73A	-00870	88- 111A	-01160	103- 147A
-00330	101- 45A	-00580	102- 73A	-00870	102- 111A	-01210	89- 152A
-00340	87- 46A	-00590	88- 74A	-00880	88- 112A	-01210	103- 152A
-00340	88- 92A	-00590	102- 74A	-00880	102- 112A	-01220	89- 153A
-00340	101- 46A	-00600	88- 76A	-00890	88- 113A	-01220	103- 153A
-00340	102- 92A	-00600	102- 76A	-00890	102- 113A	-01230	89- 154A
-00350	87- 47A	-00600	120- 27A	-00900	88- 114A	-01230	103- 154A
-00350	101- 47A	-00610	88- 77A	-00900	102- 114A	-01240	89- 155A
-00360	87- 48A	-00610	102- 77A	-00910	88- 115A	-01240	103- 155A
-00360	101- 48A	-00610	120- 28A	-00910	102- 115A	-01250	89- 156A
-00370	87- 49A	-00620	88- 78A	-00920	88- 116A	-01250	103- 156A
-00370	101- 49A	-00620	102- 78A	-00920	102- 116A	-01260	89- 157A
-00380	87- 50A	-00630	88- 79A	-00930	88- 117A	-01260	103- 157A
-00380	101- 50A	-00630	102- 79A	-00930	102- 117A	-01270	89- 158A
-00390	87- 51A	-00640	88- 82A	-00940	88- 118A	-01270	103- 158A
-00390	101- 51A	-00640	102- 82A	-00940	102- 118A	-01280	89- 159A
-00400	87- 52A	-00650	88- 83A	-00950	88- 119A	-01280	103- 159A
-00400	101- 52A	-00650	102- 83A	-00950	88- 122A	-01290	89- 160A
-00410	87- 53A	-00660	88- 84A	-00950	90- 217A	-01290	103- 160A
-00410	101- 53A	-00660	102- 84A	-00950	102- 119A	-01300	89- 161A
-00420	87- 54A	-00670	88- 88A	-00950	102- 122A	-01300	103- 161A
-00420	89- 146A	-00670	102- 88A	-00950	104- 217A	-01310	89- 163A
-00420	101- 54A	-00680	88- 89A	-00960	88- 120A	-01310	103- 163A
-00420	103- 146A	-00680	102- 89A	-00960	90- 218A	-01340	89- 166A
-00420	104- 220A	-00690	88- 90A	-00960	102- 120A	-01340	103- 166A
-00430	87- 55A	-00690	89- 125A	-00960	104- 218A	-01350	89- 167A
-00430	101- 55A	-00690	90- 211A	-00970	89- 123A	-01350	103- 167A
-00440	87- 56A	-00690	91- 240A	-00970	103- 123A	-01360	89- 168A
-00440	101- 56A	-00690	102- 90A	-00980	89- 124A	-01360	103- 168A
-00450	87- 57A	-00690	103- 125A	-00980	103- 124A	-01370	89- 169A
-00450	88- 75A	-00690	104- 211A	-00990	89- 126A	-01370	103- 169A
-00450	88- 85A	-00690	105- 244A	-00990	103- 126A	-01380	89- 170A
-00450	101- 57A	-00700	88- 91A	-01000	89- 127A	-01380	103- 170A
-00450	102- 75A	-00700	102- 91A	-01000	103- 127A	-01390	89- 171A
-00450	102- 85A	-00710	88- 93A	-01010	89- 128A	-01390	103- 171A
-00460	87- 58A	-00710	102- 93A	-01010	103- 128A	-01400	89- 172A
-00460	101- 58A	-00710	127- 68A	-01020	89- 129A	-01400	103- 172A
-00470	87- 59A	-00710	133- 68A	-01020	103- 129A	-01410	89- 173A
-00470	101- 59A	-00720	88- 94A	-01030	89- 130A	-01410	103- 173A
-00480	87- 60A	-00720	102- 94A	-01030	103- 130A	-01420	89- 174A
-00480	101- 60A	-00730	88- 95A	-01040	89- 131A	-01420	103- 174A
-00490	24- 24A	-00730	102- 95A	-01040	103- 131A	-01430	89- 175A
-00490	87- 61A	-00740	88- 96A	-01050	89- 132A	-01430	103- 175A
-00490	88- 81A	-00740	102- 96A	-01050	103- 132A	-01440	89- 176A
-00490	88- 121A	-00750	88- 97A	-01060	89- 134A	-01440	103- 176A
-00490	90- 225A	-00750	102- 97A	-01060	103- 134A	-01450	89- 177A
-00490	101- 61A	-00760	88- 98A	-01070	89- 135A	-01450	103- 177A
-00490	102- 81A	-00760	102- 98A	-01070	90- 191A	-01460	89- 178A
-00490	102- 121A	-00770	88- 99A	-01070	103- 135A	-01460	103- 178A
-00490	104- 225A	-00770	102- 99A	-01070	104- 191A	-01470	89- 179A
-00490	105- 240A	-00780	88- 101A	-01080	89- 136A	-01480	90- 180A
-00500	87- 62A	-00780	102- 101A	-01080	103- 136A	-01480	104- 180A
-00500	101- 62A	-00790	88- 102A	-01090	89- 137A	-01490	90- 181A
-00510	87- 63A	-00790	102- 102A	-01090	103- 137A	-01490	104- 181A
-00510	88- 86A	-00800	88- 103A	-01100	89- 138A	-01500	90- 182A
-00510	101- 63A	-00800	102- 103A	-01100	103- 138A	-01500	104- 182A
-00510	102- 86A	-00810	88- 105A	-01110	89- 139A	-01500	128- 112A
-00520	87- 66A	-00810	102- 105A	-01110	103- 139A	-01500	134- 112A
-00520	101- 66A	-00810	108- 000A	-01120	89- 140A	-01510	90- 183A

PARTS No. INDEX

PART NUMBER	PAGE-SYM	PART NUMBER	PAGE-SYM	PART NUMBER	PAGE-SYM	PART NUMBER	PAGE-SYM
-01510	104- 183A	-01850	105- 253A	-02220	114- 29A	-03060	133- 44A
-01520	90- 184A	-01860	90- 226A	-02230	114- 30A	-03060	133- 44B
-01520	104- 184A	-01860	104- 226A	-02240	114- 39A	-03060	134- 118A
-01530	90- 185A	-01870	90- 227A	-02250	114- 41A	-03160	127- 55A
-01530	128- 99A	-01870	104- 227A	-02260	114- 42A	-03160	133- 55A
-01530	134- 99A	-01880	90- 228A	-02270	114- 43A	-03170	127- 56A
-01540	90- 186A	-01880	104- 228A	-02280	114- 44A	-03170	133- 56A
-01540	104- 186A	-01890	91- 229A	-02300	116- 22A	-03180	127- 57A
-01550	90- 187A	-01890	104- 229A	-02310	116- 23A	-03180	133- 57A
-01550	104- 187A	-01900	91- 230A	-02320	116- 24A	-03210	127- 60A
-01570	90- 189A	-01900	105- 230A	-02330	116- 25A	-03210	133- 60A
-01570	90- 194A	-01910	91- 231A	-02340	118- 21A	-03270	127- 64A
-01570	104- 189A	-01910	105- 231A	-02350	118- 22A	-03270	127- 67A
-01570	104- 194A	-01930	91- 235A	-02350	127- 76B	-03270	133- 64A
-01570	110- 38A	-01930	105- 235A	-02350	134- 76B	-03270	133- 67A
-01570	112- 38A	-01930	118- 000A	-02360	118- 23A	-03280	127- 70B
-01570	114- 40A	-01940	91- 236A	-02370	118- 24A	-03280	133- 70B
-01580	90- 190A	-01940	105- 236A	-02380	118- 25A	-03300	127- 30A
-01580	104- 190A	-01940	120- 000A	-02390	118- 26A	-03300	133- 30A
-01600	90- 193A	-01950	91- 238A	-02400	118- 27A	-03310	127- 29A
-01600	104- 193A	-01950	105- 238A	-02410	118- 28A	-03310	133- 29A
-01610	90- 195A	-01960	110- 40A	-02420	118- 29A	-03330	127- 74A
-01610	104- 195A	-01960	112- 40A	-02430	118- 30A	-03330	133- 74A
-01620	90- 196A	-01980	110- 23A	-02440	118- 31A	-03340	127- 75A
-01620	104- 196A	-01980	112- 23A	-02450	118- 32A	-03340	134- 75A
-01630	90- 197A	-01990	110- 24A	-02460	118- 33A	-03390	127- 76A
-01630	104- 197A	-01990	112- 24A	-02470	118- 34A	-03390	134- 76A
-01640	90- 198A	-02000	110- 25A	-02480	118- 35A	-03430	127- 82A
-01640	104- 198A	-02000	112- 25A	-02490	118- 36A	-03430	134- 82A
-01640	110- 28A	-02010	110- 26A	-02500	118- 37A	-03440	127- 83A
-01640	112- 28A	-02010	112- 26A	-02510	118- 39A	-03440	134- 83A
-01650	90- 199A	-02020	110- 27A	-02520	118- 40A	-03500	128- 88A
-01650	104- 199A	-02020	112- 27A	-02530	118- 41A	-03500	134- 88A
-01660	90- 200A	-02030	110- 29A	-02540	118- 42A	-03540	128- 89A
-01660	104- 200A	-02030	112- 29A	-02550	118- 43A	-03540	134- 89A
-01670	90- 201A	-02040	110- 30A	-02560	118- 44A	-03680	128- 110A
-01670	104- 201A	-02040	112- 30A	-02570	118- 45A	-03680	134- 110A
-01680	90- 202A	-02040	114- 31A	-02580	120- 21A	-03690	128- 111A
-01680	104- 202A	-02050	110- 31A	-02590	120- 22A	-03690	134- 111A
-01690	90- 203A	-02050	112- 31A	-02600	120- 23A	-03740	128- 117A
-01690	104- 203A	-02050	114- 32A	-02610	120- 24A	-03750	128- 118A
-01700	90- 204A	-02060	110- 32A	-02620	120- 25A	-03840	136- 30A
-01700	104- 204A	-02060	112- 32A	-02630	24- 21A	-03870	89- 142A
-01710	90- 205A	-02060	114- 34A	-02630	120- 26A	-03870	103- 142A
-01710	104- 205A	-02070	110- 33A	-02640	120- 29A	-03880	89- 143A
-01720	90- 206A	-02070	112- 33A	-02650	120- 30A	-03880	103- 143A
-01720	104- 206A	-02070	114- 35A	-02660	120- 31A	-03890	91- 237A
-01730	90- 207A	-02080	110- 34A	-02670	120- 32A	-03890	105- 237A
-01730	104- 207A	-02080	112- 34A	-02680	120- 33A	-03890	122- 000A
-01740	90- 208A	-02080	114- 33A	-02690	120- 34A	-03900	91- 241A
-01740	104- 208A	-02090	110- 35A	-02720	90- 220A	-03900	105- 241A
-01750	90- 209A	-02090	112- 35A	-02730	90- 221A	-03910	122- 21A
-01750	104- 209A	-02090	114- 36A	-02740	90- 224A	-03920	122- 22A
-01760	90- 210A	-02100	110- 36A	-02750	91- 232A	-03930	122- 23A
-01760	104- 210A	-02100	112- 36A	-02770	130- 25A	-03940	122- 24A
-01770	90- 212A	-02100	114- 37A	-02850	134- 117A	-03950	89- 148A
-01770	104- 212A	-02110	110- 37A	-02870	124- 22A	-03950	103- 148A
-01780	90- 213A	-02110	112- 37A	-02870	130- 22A	-03990	108- 21A
-01780	104- 213A	-02110	114- 38A	-02970	127- 34A	-04000	108- 22A
-01790	90- 214A	-02120	110- 39A	-02970	133- 34A	-04010	108- 23A
-01790	104- 214A	-02120	112- 39A	-02980	127- 35A	-04020	108- 24A
-01800	90- 216A	-02140	114- 45A	-02980	133- 35A	-04030	108- 25A
-01800	104- 216A	-02160	114- 23A	-02990	127- 36A	-04040	108- 26A
-01810	104- 221A	-02170	114- 24A	-02990	133- 36A	-04050	108- 27A
-01820	90- 223A	-02170	136- 27A	-03000	127- 37A	-04060	108- 28A
-01820	104- 223A	-02180	114- 25A	-03000	133- 37A	-04070	108- 29A
-01830	104- 224A	-02190	114- 26A	-03010	127- 38A	-04080	108- 30A
-01840	24- 27A	-02200	114- 27A	-03010	133- 38A	-04090	108- 31A
-01840	105- 252A	-02210	114- 28A	-03060	127- 44A	-04100	108- 32A

PARTS No. INDEX

PART NUMBER	PAGE-SYM	PART NUMBER	PAGE-SYM	PART NUMBER	PAGE-SYM	PART NUMBER	PAGE-SYM
-04110	108- 33A	-04560	127- 52A	-04950	134- 104A	-05610	133- 25B
-04120	108- 34A	-04560	133- 52A	-04960	128- 105A	-05620	133- 40B
-04130	108- 35A	-04570	127- 53A	-04960	134- 105A	-05630	133- 42B
-04140	108- 36A	-04570	133- 53A	-04970	128- 106A	-05640	133- 50B
-04150	108- 37A	-04580	127- 54A	-04970	134- 106A	-05650	133- 51B
-04160	108- 38A	-04580	133- 54A	-04980	128- 107A	-05660	134- 78B
-04170	108- 39A	-04590	127- 58A	-04980	134- 107A	-07050	90- 179B
-04180	108- 40A	-04590	133- 58A	-04990	128- 108A	-07050	103- 179A
-04190	108- 41A	-04600	127- 59A	-04990	134- 108A	-07060	90- 185B
-04200	108- 42A	-04600	133- 59A	-05000	128- 109A	-07060	104- 185A
-04210	108- 43A	-04610	127- 61A	-05000	134- 109A	-07060	128- 99B
-04220	108- 44A	-04610	133- 61A	-05010	128- 114A	-07060	134- 99B
-04230	108- 45A	-04620	127- 62A	-05010	134- 114A	-07080	88- 111B
-04240	108- 46A	-04620	133- 62A	-05020	128- 115A	-07080	102- 111B
-04250	108- 47A	-04630	127- 63A	-05020	134- 115A	-07090	128- 97B
-04260	108- 48A	-04630	133- 63A	-05030	128- 116A	-07090	134- 97B
-04270	108- 49A	-04640	127- 65A	-05030	134- 116A	-07100	89- 145B
-04280	108- 50A	-04650	127- 66A	-05040	136- 21A	-07100	90- 222B
-04290	108- 51A	-04650	133- 66A	-05050	136- 22A	-07100	103- 145B
-04300	108- 52A	-04660	127- 69A	-05060	136- 23A	-07100	104- 222B
-04310	108- 53A	-04660	133- 69A	-05070	136- 24A	-07160	73- 27B
-04320	108- 54A	-04670	127- 71A	-05080	136- 25A	-07160	77- 27B
-04330	127- 21A	-04670	133- 71A	-05090	136- 26A	-07170	87- 29B
-04350	127- 23A	-04680	127- 72A	-05100	136- 28A	-07170	101- 29B
-04350	133- 23A	-04680	133- 72A	-05110	136- 29A	-07180	88- 74B
-04350	133- 23B	-04690	127- 73A	-05120	136- 31A	-07180	102- 74B
-04360	127- 24A	-04690	133- 73A	-05130	124- 21A	-07200	89- 131B
-04360	133- 24A	-04700	127- 77A	-05130	127- 000A	-07200	103- 131B
-04370	127- 25A	-04700	134- 77A	-05140	130- 21A	-07210	89- 143B
-04380	127- 26A	-04700	136- 000A	-05140	133- 000A	-07210	103- 143B
-04380	133- 26A	-04710	127- 78A	-05150	133- 21A	-07220	90- 200B
-04390	127- 27A	-04740	127- 79A	-05160	133- 25A	-07220	104- 200B
-04390	133- 27A	-04740	134- 79A	-05170	133- 65A	-07330	105- 243A
-04400	127- 28A	-04750	127- 81A	-05180	134- 78A	-07360	73- 21B
-04400	133- 28A	-04750	134- 81A	-05210	134- 92A	-07360	87- 000B
-04410	127- 31A	-04780	128- 84A	-05230	77- 21A	-07370	77- 21B
-04410	133- 31A	-04780	134- 84A	-05230	101- 000A	-07370	101- 000B
-04420	127- 32A	-04790	128- 85A	-05240	89- 149A	-07380	90- 202B
-04420	133- 32A	-04790	134- 85A	-05240	103- 149A	-07380	104- 202B
-04430	127- 33A	-04800	128- 86A	-05240	110- 000A	-07390	90- 205B
-04430	133- 33A	-04800	134- 86A	-05250	89- 150A	-07390	104- 205B
-04440	127- 39A	-04810	128- 87A	-05250	103- 150A	61101 -06016	5- 61A
-04440	133- 39A	-04810	134- 87A	-05250	112- 000A	-06016	48- 33A
-04450	127- 40A	-04820	128- 90A	-05260	89- 151A	-06016	50- 29A
-04450	133- 40A	-04820	134- 90A	-05260	103- 151A	-06020	5- 90A
-04460	127- 41A	-04830	128- 91A	-05260	114- 000A	-06020	6- 116A
-04460	133- 41A	-04830	134- 91A	-05270	89- 164A	-06030	5- 89A
-04470	127- 42A	-04840	128- 92A	-05270	103- 164A	-06030	6- 115A
-04470	133- 42A	-04850	128- 93A	-05280	89- 165A	-06045	6- 112A
-04480	127- 43A	-04850	134- 93A	-05280	103- 165A	-08040	48- 34A
-04480	127- 80A	-04860	128- 94A	-05290	104- 192A	-08050	5- 87A
-04480	128- 113A	-04860	134- 94A	-05300	110- 22A	-08050	6- 113A
-04480	133- 43A	-04870	128- 95A	-05310	112- 22A	-08070	5- 88A
-04480	134- 80A	-04870	134- 95A	-05320	114- 22A	-08070	6- 114A
-04480	134- 113A	-04880	128- 96A	-05330	116- 21A	61103 -05012	36- 34A
-04490	127- 45A	-04880	134- 96A	-05340	73- 21A	-06025	36- 29A
-04490	133- 45A	-04890	128- 97A	-05340	87- 000A	-08025	36- 27A
-04500	127- 46A	-04890	134- 97A	-05350	90- 188A	61131 -06008	45- 48A
-04500	133- 46A	-04900	128- 98A	-05350	104- 188A	62401 -81081	48- 35A
-04510	127- 47A	-04900	134- 98A	-05360	91- 234A	62402 -81161	5- 80A
-04510	133- 47A	-04910	128- 100A	-05360	105- 234A	63011 -06014	5- 83A
-04520	127- 48A	-04910	134- 100A	-05360	116- 000A	63811 -00035	89- 137B
-04520	133- 48A	-04920	128- 101A	-05370	90- 192A	-00035	103- 137B
-04530	127- 49A	-04920	134- 101A	-05410	133- 41B	-00050	89- 135B
-04530	133- 49A	-04930	128- 102A	-05420	133- 43B	-00050	103- 135B
-04540	127- 50A	-04930	134- 102A	-05550	127- 78B	-00120	90- 187B
-04540	133- 50A	-04940	128- 103A	-05580	130- 21B	-00120	104- 187B
-04550	127- 51A	-04940	134- 103A	-05580	133- 000B	65210 -11010	90- 216B
-04550	133- 51A	-04950	128- 104A	-05590	133- 21B	-11010	104- 216B

PARTS No. INDEX

PART NUMBER	PAGE-SYM	PART NUMBER	PAGE-SYM	PART NUMBER	PAGE-SYM	PART NUMBER	PAGE-SYM	
65210	-11011	88- 77B	65210	-21135	104- 181B	80107	-81260	101- 52B
	-11011	102- 77B		-21180	90- 206B		-81290	90- 213B
	-11016	87- 30B		-21180	104- 206B		-81290	104- 213B
	-11016	88- 69B		-22030	18- 35A	80109	-01016	91- 228B
	-11016	101- 30B		-22030	22- 35A		-01016	104- 228B
	-11016	102- 69B		-22030	26- 26A		-01208	88- 88B
	-11022	57- 43A		-22040	18- 36A		-01208	102- 88B
	-11026	87- 31B		-22040	22- 36A		-01235	89- 124B
	-11026	101- 31B		-22040	26- 27A		-01235	103- 124B
	-12006	57- 59A		-22040	29- 24A		-01250	90- 212B
	-12007	18- 38A		-22040	33- 24A		-01250	104- 212B
	-12007	22- 38A		-22050	18- 40A		-01650	90- 182B
	-12007	29- 61A		-22050	22- 40A		-01650	104- 182B
	-12007	33- 61A		-22085	87- 62B	80341	-54614	73- 29A
	-12007	57- 28A		-22085	101- 62B		-54614	77- 29A
	-12008	18- 30A		-22125	87- 51B			
	-12008	22- 30A		-22125	101- 51B			
	-12008	26- 23A	65219	-12012	45- 46A			
	-12008	48- 32A	65220	-31027	73- 28B			
	-12010	29- 26A		-31027	77- 28B			
	-12010	33- 26A	65240	-21021	29- 40A			
	-12010	48- 31A		-21021	33- 40A			
	-12010	57- 31A		-21022	57- 44A			
	-12011	18- 39A		-21038	57- 38A			
	-12011	22- 39A	80015	-90110	91- 230B			
	-12011	29- 25A		-90110	105- 230B			
	-12011	33- 25A		-90112	88- 90B			
	-12011	36- 26A		-90112	89- 125B			
	-12011	48- 30A		-90112	90- 211B			
	-12011	50- 28A		-90112	91- 240B			
	-12011	57- 29A		-90112	102- 90B			
	-12012	57- 30A		-90112	103- 125B			
	-12014	18- 31A		-90112	104- 211B			
	-12014	22- 31A		-90112	105- 244B			
	-12014	36- 25A		-90116	90- 184B			
	-12014	57- 58A		-90116	104- 184B			
	-12016	57- 60A	80102	-71025	88- 112B			
	-12018	18- 41A		-71025	102- 112B			
	-12018	22- 41A		-71225	87- 40B			
	-12018	29- 65A		-71225	101- 40B			
	-12018	33- 65A		-71235	87- 36B			
	-12018	36- 24A		-71235	89- 162B			
	-12020	18- 32A		-71235	101- 36B			
	-12020	22- 32A		-71235	103- 162B			
	-12020	26- 24A		-71240	87- 63B			
	-12020	29- 41A		-71240	88- 86B			
	-12020	33- 41A		-71240	101- 63B			
	-12020	45- 24A		-71240	102- 86B			
	-12021	29- 39A		-71245	87- 44B			
	-12021	33- 39A		-71245	87- 64B			
	-12024	18- 33A		-71245	88- 87B			
	-12024	22- 33A		-71245	101- 44B			
	-12024	26- 25A		-71245	101- 64B			
	-12024	88- 100B		-71245	102- 87B			
	-12024	102- 100B		-71255	87- 45B			
	-12028	29- 38A		-71255	101- 45B			
	-12028	33- 38A		-71260	88- 89B			
	-12029	18- 34A		-71260	102- 89B			
	-12029	22- 34A		-71280	88- 91B			
	-12034	57- 41A		-71280	102- 91B			
	-12036	57- 39A		-71290	87- 43B			
	-12038	57- 37A		-71290	101- 43B			
	-21040	89- 128B	80107	-80865	87- 49B			
	-21040	103- 128B		-80865	101- 49B			
	-21075	87- 35B		-81225	90- 204B			
	-21075	101- 35B		-81225	104- 204B			
	-21115	90- 180B		-81230	73- 30A			
	-21115	104- 180B		-81230	77- 30A			
	-21135	90- 181B		-81260	87- 52B			

---

MEMO

---

# **KCM Corporation**

2680 Oka Inami-cho Kako-gun, Hyogo 675-1113

All rights reserved, No copy allowed without written consent.

Printed in Japan

93321-00061



