



93316-00272

Apr-2019

PARTS CATALOG

WHEEL LOADER

115Z7

Powered by ISUZU 6WG1 Engine

Serial No. 11J1-5001 ~

CONTENTS I

• Before Use

• Chassis No. and Manufacturer's Serial No.

• CONTENTS II

• PARTS NAME INDEX

• 115Z7(USA SPEC.)

• ENGINE

ENGINE SUPPORT	1
FILTER MOUNT	5
COOLING UNIT MOUNT	7
COOLING DEVICE	11
COOLING DEVICE	13
RADIATOR MOUNT	15
RADIATOR	19
COOLING DEVICE PIPING	21
COOLING DEVICE PIPING	23
FUEL TANK GRUOP	25
DRAIN LINE	27
COOLING FAN MOUNT	31
SUB TANK GROUP	33
DRAIN LINE	35
FUEL PIPING	37
AIR CLEANER GROUP	41
EXHAUST GROUP	43
PRE CLEANER MOUNT	45
RAIN CAP	47

• POWER TRAIN

DRIVE UNIT (TRANSMISSION,TORQUE CONVERTER)	49
TORQUE CONVERTER PIPING	53
FRONT AXLE (TPD)	57
REAR AXLE (TPD)	59
PROPELLER SHAFT	61

TIRE	63
------------	----

• CHASSIS

FRONT FRAME	65
REAR FRAME	67
COUNTER WEIGHT	69
ENGINE ROOM MOUNT (FRAME)	73
RADIATOR GUARD MOUNT	77
SIDE COVER MOUNT	79
HOOD MOUNT	83
INSULATOR MOUNT	85
PARTITION PLATE MOUNT	87
WIND SHIELD GROUP (AIR BAFFLE GROUP)	91
PACKING MOUNT (DOOR)	95
LOCK ASSY (DOOR)	99
REAR GRILL MOUNT	103
DECK & FENDER (COVER KIT)	105
DECK & FENDER (FRONT)	109
DECK & FENDER	111
DECK & FENDER	115
STEP & DECK MOUNT	119
HANDRAIL MOUNT	125
HANDRAIL MOUNT	127
COVER MOUNT (CHASSIS)	129
COVER MOUNT (CHASSIS)	133
BATTERY BOX MOUNT	137
ARTICULATE STOPPER MOUNT	139
PIN MOUNT	141
FRONT FRAME COVER (FOR 2-SPOOL)	143
GREASE GUN MOUNT	145

• CAB

CAB MOUNT	147
CAB	151
DOOR (LEFT)	159
DOOR (RIGHT)	163
REAR CONSOLE	167

FRONT WIPER GROUP	169
REAR WIPER GROUP	171
WINDOW WASHER GROUP	173
WASHER TANK	177
CABLE MOUNT (CAR RADIO/CAR STEREO)	179
RADIO	181
SPEAKER	183
REAR VIEW MIRROR	185
LAMP MOUNT	189
WORKING LAMP (CAB-FRONT)	191
WORKING LAMP (CAB-REAR)	193
ANTENNA	195
COVER MOUNT	199
HOLDER MOUNT (FOR JOYSTICK STEERING)	203
ELECTRICAL WIRING (CAB)	205
ROPS MOUNT	207

• CAB (FLOOR)

COVER MOUNT (STEERING COLUMN)	209
SHIFT LEVER GROUP	211
AIR CONDITIONER (AIR DUCT-REAR)	213
AIR CONDITIONER (AIR DUCT-FRONT)	217
AIR CONDITIONER UNIT	219
COOLING UNIT ASSY	221
AIR CONDITIONER PARTS	223
COMPRESSOR (AIR CONDITIONER)	225
COMPRESSOR ASSY	227
CONDENSER (AIR CONDITIONER)	229
CONDENSER ASSY	231
AIR-CONDITIONER PIPING (REAR CHASSIS)	233
AIR-CONDITIONER PIPING (FLOOR)	237
FILTER MOUNT	239
SEAT BASE	241
AIR SUSPENSION SEAT (SEARS)	243
SEAT (AIR SUSPENSION)(SEARS)	245
AIR SUSPENSION (SEARS)	247
FLOOR BOARD	249
COVER MOUNT	251

FRONT CONSOLE	253
JOYSTICK STEERING GROUP	255
CONTROL VALVE GROUP (FOR JOYSTICK STEERING)	259
SAFETY DEVICE GROUP	263
COVER MOUNT (FOR JOYSTICK STEERING)	265
ARMREST MOUNT	269

• ELECTRICAL SYSTEM

ELECTRICAL WIRING (FRONT)	271
ELECTRICAL WIRING (REAR)	273
ELECTRICAL WIRING (FLOOR)	281
ELECTRICAL WIRING (CONTROL LEVER)	285
BUZZER MOUNT	287
HORN MOUNT	289
BATTERY	291
BATTERY SWITCH MOUNT	293
ELECTRICAL PARTS (SENSORS)	295
LIFT ARM AUTO-LEVELER SYSTEM	299
ELECTRICAL PARTS (INSTRUMENT PANEL)	301
ELECTRICAL PARTS (FLOOR BOARD)	305
ELECTRICAL PARTS (FRONT CONSOLE)	309
ELECTRICAL PARTS (RIGHT CONSOLE)	311
ELECTRICAL PARTS (REAR)	313
ELECTRICAL EQUIPMENT MOUNT (REAR CONSOLE)	317
HEAD LIGHT	319
WORKING LAMP	321
REAR COMBINATION LAMP	323
ELECTRICAL EQUIPMENT MOUNT (DC CONVERTER)	325
MAIN CONTROLLER	329
SENSOR MOUNT (TEMPERATURE)	331
TELEVISOR MOUNT	333

• HYDRAULIC SYSTEM

PUMP DEVICE	335
CONTROL VALVE (2-SPOOL)	337
MAIN PIPING (FRONT CHASSIS)	339
MAIN PIPING (BOOM)	341

MAIN PIPING (PUMP)	345
MAIN PIPING (SUCTION)	349
MAIN PIPING (RETURN)	351
MAIN PIPING (OIL COOLER)	353
MAIN PIPING (FAN MOTOR)	355
CONTROL LEVER HAYDRAULIC LINE	357
ACCUMULATOR MOUNT	361
PLUG MOUNT (WITHOUT RIDE CONTROL)	363
PILOT PIPING	365
PILOT PIPING	367
PILOT PIPING	371
PILOT PIPING	373
PILOT PIPING	375
PILOT PIPING	377
PILOT PIPING (2-SPOOL)	379
CONTROL BOX	381
BUCKET POSITIONER GROUP	385
OIL TANK	387
STEERING PARTS (STEERING CYLINDER)	389
STEERING PARTS (STEERING VALVE)	391
VALVE MOUNT	393
STEERING PARTS (STOP VALVE PLATE)	397
STEERING PARTS (STOP VALVE)	399
STEERING PIPING	401
PLUG MOUNT	403
BRAKE SYSTEM (BRAKE VALVE)	405
BRAKE PIPING (FRONT CHASSIS)	407
BRAKE PIPING (FLOOR BOARD)	409
OIL CYLINDER MOUNT	411
BRAKE PIPING (REAR CHASSIS)	413
BRAKE PIPING (REAR AXLE)	417
PARKING BRAKE	419
GREASE PIPING	421
UNLOADER VALVE MONT	425
COMBINATION VALVE MOUNT	427

• LOADER ATTACHMENT

LIFT ARM	429
----------------	-----

BUCKET	433
BUCKET(RV)	435

• OTHERS

LOCK GROUP	437
GAUGE MOUNT	439
MARKING GROUP	441

• 115Z7 OPTION (FOR USA SPEC.)

• OPTION

WEIGHT MOUNT(ADDITIONAL-TYPE)	447
WEIGHT MOUNT(FOR LOG)	451
COVER MOUNT	455
COVER MOUNT(AXLE)	457
BELLY GUARD	459
LIFT ARM(HIGH LIFT ARM SPEC.)	461
GREASE PIPING(HIGH LIFT ARM SPEC.)	465
LIFT ARM GROUP(FOR SHORT BOOM)	467
GREASE PIPING(FOR SHORT BOOM)	469
OIL CYLINDER MOUNT(FOR SHORT BOOM)	471
HYDRAULIC LINE /BUCKET(FOR SHORT BOOM)	473
BUCKET POSITIONER GROUP(FOR SHORT BOOM)	475
COOLING DEVICE	479
COOLING DEVICE	481
RADIATOR MOUNT (DUST-PROOF TYPE)	483
RADIATOR (DUST-PROOF TYPE)	485
LIMITED SLIP DIFFERENTIAL MOUNT	487
HYDRAULIC LINE (FOR AXLE OIL COOLER)	489
CABLE MOUNT (FOR AXLE OIL COOLER)	497
HYDRAULIC LINE - ATTACHMENT (FOR 3-WAY PIPING)	499
PILOT HYDRAULIC LINE (FOR 3-WAY PIPING)	501
PILOT HYDRAULIC LINE (FOR 3-WAY PIPING)	505
VALVE CONTROL GROUP (FOR 3-WAY PIPING)	507
PILOT HYDRAULIC LINE (FOR 3-WAY PIPING)	509
VALVE CONTROL GROUP (3-WAY PIPING)	511
HYDRAULIC LINE - FRONT CHASSIS(FOR HIGH LIFT/3-WAY PIPING)	513

OIL PIPE MOUNT (3-WAY PIPING/FOR DUEL LEVER W/CUSHION DUMP)	515
VALVE CONTROL GROUP (FOR SINGLE LEVER/3-WAY PIPING)	517
PILOT HYDRAULIC LINE (FOR SINGLE LEVER/3-WAY PIPING)	519
CONTROL GROUP (FOR SINGLE LEVER)	521
PILOT HYDRAULIC LINE (FOR SINGLE LEVER)	523
CABLE MOUNT (FOR SINGLE LEVER)	525
RIDE CONTROL – HYDRAULIC LINE	527
RIDE CONTROL – ELECTRICAL WIRING	531
SECONDARY STEERING GROUP	535
SECONDARY STEERING – CABLE MOUNT	539
AXLE OIL COOLER MOUNT	543

•PARTS NO INDEX

MEMO

Before Use

I. Introduction

This parts catalog is applied to models indicated on the cover.
 Parts of special specifications are not included.
 For engines, refer to the "Engine Parts Catalog" offered separately.

II. How to Order Parts

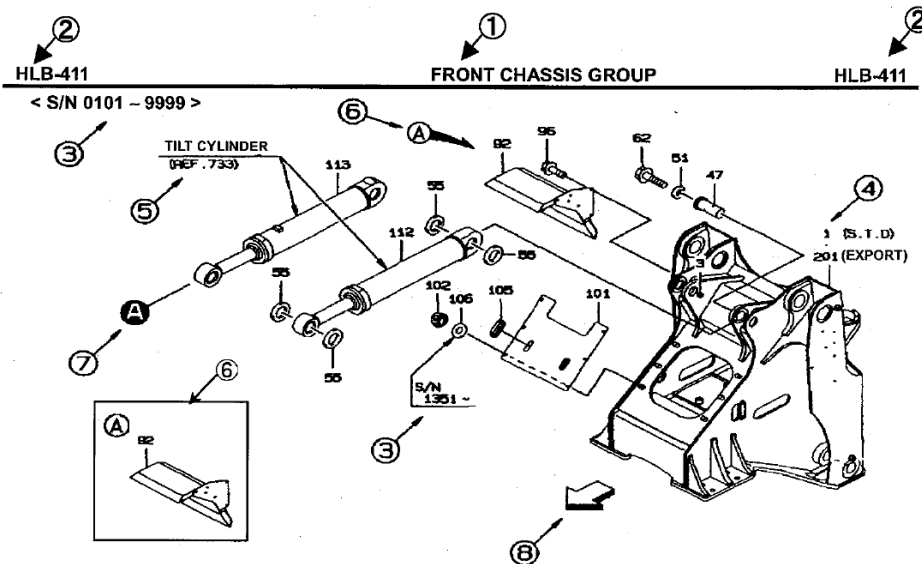
When ordering a part, refer to illustrations and lists in this parts catalog, and clearly notify our company of the model name, the chassis No., the parts No., the parts name, the required quantity, etc.

III. How to Look at Parts Catalog

Illustrations in the parts catalog show the "position and shape" of each part in the range required in ordering. Accordingly, illustrations do not always agree with actual parts.

1. How to look at illustrations

The illustration shown below as an example helps you to understand how to look at illustrations.



Encircled numbers indicate the following contents:

- ① section name
- ② Model code, section No.
- ③ Applicable chassis Nos. (which indicate the application start and end chassis Nos.)
- ④ Symbol (which corresponds to the "SYMBOL" column shown in the list)
- ⑤ Relevant unit guide symbol
- ⑥ Balloon symbol (which indicates presence of a detailed figure)
- ⑦ Connection symbol (shows where one component connects to another component)
- ⑧ Direction symbol (which indicates the front of the machine)

2. How to use the lists

The list shown below as an example helps you to understand how to use the lists.

SYM- BOL	PART NUMBER	PART NAME	UNIT Q'TY	SERIAL (A) (B)	N P D	REMARKS				REMARK
						(A)	(B)	(C)	(D)	
1A	34256-20050	CHASSIS ASSY, FRONT	1	101-120		Y01				
B	34256-20060	CHASSIS ASSY, FRONT	1	121-	B	Y02				
2A	30040-20060	ARM ASSY, LIFT	1	101-		Y03				
3A	44340-70210	MIRROR	1	101-120						
B	44344-70020	MIRROR, ROOM	1	121-	B				WA1	
4A	40901-26700	BRACKET	1	101-120						
B	41605-41290	PLATE	1	121-	B				A1	
41A	41621-20340	STOPPER	3	101-		01	02			
42A	41621-20320	STOPPER	2	101-		01	02			
51A	49327-60600	SEAL KIT	1	101-					QK1	
61A	47193-70040	RING SLIPPER	1	101-					K1	
62A	47171-70020	RING, WEAR	1	101-					K1	

Encircled numbers indicate the following contents:

① ○○○ (MODEL CODE)

Model code shown in the parts catalog (which is different from the model name of the main unit)

② □□□ (SECTION NO.)

Key in retrieval in "SECTION INDEX"

③ SYMBOL

Key to find a parts No. from an illustration (unit drawing)

However, a value starting with three "0" such as "000A" and "000B" indicates the "unit assembly".

④ PART NUMBER

⑤ PART NAME

⑥ UNIT Q'TY

(1) This column indicates the quantity of one set

However, when the "SYMBOL" column indicates "000A", "000B", etc., the "UNIT Q'TY" column indicates the quantity for one machine.

(2) A value with "M" such as "1M" and "2M" indicates that the part is sold in the unit of shown value.

The actual length is shown in the "REMARK" column.

[Example 1] When the "UNIT Q'TY" column indicates "2M" and the "REMARK" column indicates "L=1700", the actual length is 1,700 mm and the part is sold in the unit of 2 meters.

[Example 2] When the "UNIT Q'TY" column indicates "2M" and the "REMARK" column indicates "L=1400xQ'TY 2", the actual length of 1,400 mm is used in 2 positions and the part is sold in the unit of 2 meters. If the part is required in 2 positions, order "3 meters".

(3) When "A/R" is indicated, order the required quantity. This is normally used for shims or liners.

⑦ SERIAL(A) • SERIAL(B) (applicable chassis Nos.)

SERIAL(A) : Indicates the application start chassis No.

SERIAL(B) : Indicates the application end chassis No.




However, the torque converter, the transmission and the cab are different from the chassis No. (The serial number shown is for the component – not the machine or chassis.)

⑧ REMARKS: [N] (not for sale)

Parts not for sale are indicated as "N".

⑨ REMARKS: [P] (parts compatibility)

The parts compatibility is indicated in symbols, A, B and C having the following meanings:

[A] A new part and an old part are completely interchangeable with each other.	New		Old
[B] A new part and an old part are not interchangeable with each other.	New		Old
[C] A new part is an alternative of an old part. In this case, an old part is not interchangeable with a new part.	New		Old

⑩ REMARKS: [D]

[D] Indicates that the part is deleted.

[H] Indicates that production or supply of the part is stopped.
An alternative is shown just below.

⑪ REMARKS: [(A)], [(B)], [(C)], [(D)]

Symbols indicated in this column have the following meanings.

(1) Assembly parts

(a) 01 - : Indicates parts which make up the assembly parts.

(b) Y01 - : Indicates assembly parts which is made up of the parts 01,02-09.

[Example 1] (Refer to the list in the previous page.)

The part 1A 34256-20050 front chassis has Y01 in the Remarks column, it means that the Front chassis includes the parts with 01[41A and 42A] in the Remarks column.

(2) Kit parts

(a) K1 - : Indicates parts which make up the kit.

(b) QK1 - : Indicates a kit which is made up of parts K1 -, K2 -.

(3) Parts which has a interchangeability when replace with the other related parts.

(a) A1 - : Indicates parts which need to make a interchangeability.

(b) WA1~ : Indicates parts which have a interchangeability when replace with A1 parts.

[Example 2] (Refer to the list in the previous page.)

The part 3B 44344-70020 [WA1] can replace the old part 3A 44340-70210 only if the plate 4B 41605-41290 [A1] is also replaced together.

⑫ REMARKS

The other major remarks are shown below:

- (1) REF 618 : Indicates the section No. 618.
- (2) FR LH : Indicates the left side toward the machine forward direction.
- (3) FR RH : Indicates the right side toward the machine forward direction.
- (4) D80×185L : Indicates "diameter = 80 mm, length = 185 mm".
- (5) (O1) ~ : Indicates a component of a repair kit Y01~ of the section No. 39.
- (6) (K1) ~ : Indicates a component of a repair kit QK1~ of the section No. 39.
- (7) (K) : Indicates a component of the section No. 391.
- (8) Old parts No. • reference parts No., etc.

(Note)

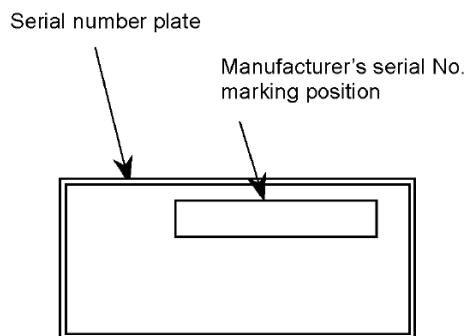
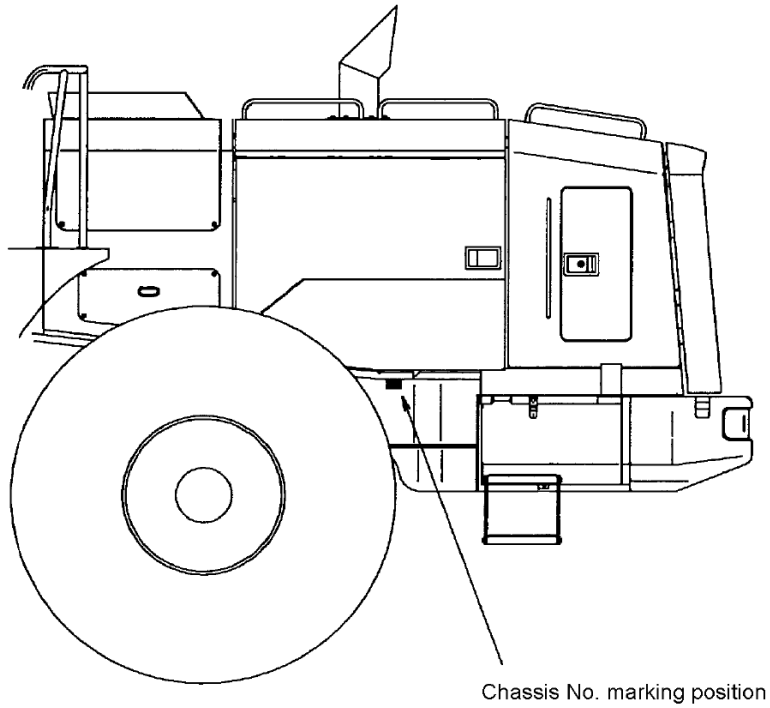
1. Parts without an item or symbol number in illustrations cannot be supplied in the form of parts.
2. Parts shown in this catalog may be deleted, changed or specified as "not for sale" with notice.

WARNING :

1. The purpose in issuing this parts catalog is to use for clarifying the parts and for placing order to your authorized dealer.
2. You also can use this parts catalog to exchange parts information between you and your authorized dealer for clarifying the parts.
3. You must not perform any repair, disassembly and reassembly work on the machine. Contact your authorized dealer and ask him to do the above work.

Chassis No. and Manufacturer's Serial No.

1. The chassis No. and the manufacturer's serial No. are marked in the following positions:



Note: For the serial No. plate installation position, refer to the Marking group section.

2. The chassis No. and the manufacturer's serial No. marked on the machine are indicated in this parts catalog as follows:

Serial No. shown in parts catalog	Chassis No.	Manufacturer's serial No.
5001	11J1-5001	11J1-5001
5051	11J1-5051	11J1-5051

It is recommended to write the model name, the chassis No., the manufacturer's serial No. and the date of delivery of your machine in the table below to speed parts orders in the future.

Model name	
Chassis No.	
Manufacturer's serial No.	
Date of delivery	

Avant utilisation

I. Introduction

Ce catalogue de pièces est applicable aux modèles indiqués sur la couverture.

Les pièces avec des spécifications particulières ne sont pas incluses.

Pour les moteurs, reportez-vous au « Catalogue de pièces des moteurs » offert séparément.

II. Comment commander les pièces

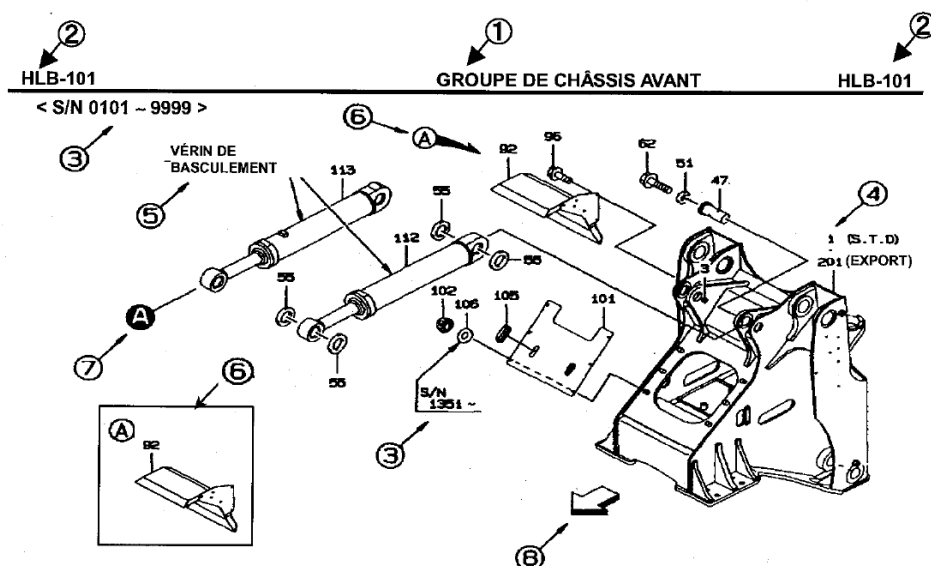
Pour commander une pièce, reportez-vous aux illustrations et aux listes dans ce catalogue de pièces et précisez clairement à notre société le nom du modèle, le n° de châssis, le n° et le nom des pièces, la quantité voulue etc....

III. Comment regarder le catalogue de pièces

Les illustrations dans le catalogue de pièces indiquent « la position et la forme » de chaque pièce dans le champ désiré pour passer la commande. Les illustrations ne représentent donc pas toujours la pièce réelle.

1. Comment regarder les illustrations

L'exemple de l'illustration donné ci-dessous vous aidera à comprendre comment regarder les illustrations.



Les numéros encadrés indiquent les contenus suivants:

- ①, ② Code du modèle, n° de section et nom de section
- ③ N° de châssis applicables (qui indiquent les n° de châssis de début et de fin de l'application)
- ④ Symbole (correspondant à la colonne « SYMBOLE » présenté dans la liste)
- ⑤ Symbole approprié d'aide d'unité
- ⑥ Symbole de ballon (qui indique la présence d'un dessin détaillé)
- ⑦ Symbole de raccord (indique où se trouve le raccord entre un composant et un autre)
- ⑧ Symbole de la direction (qui indique la partie avant de la machine)

2. Comment utiliser les listes

Un exemple d'illustration donné ci-dessous vous aidera à comprendre comment utiliser les listes.

SYM BOLE	N° DE PIECE	NOM DE PIECE	UNITES DE QUANTI TES	SÉRIE (A) (B)	N P D	REMARQUES				REMARQUES
						(A)	(B)	(C)	(D)	
1A	34256-20050	CHASSIS ASSY, FRONT	1	101-120		Y01				
B	34256-20060	CHASSIS ASSY, FRONT	1	121-	B	Y02				
2A	30040-20060	ARM ASSY, LIFT	1	101-		Y03				
3A	44340-70210	MIRROR	1	101-120						
B	44344-70020	MIRROR, ROOM	1	121-	B					WA1
4A	40901-26700	BRACKET	1	101-120						
B	41605-41290	PLATE	1	121-	B					A1
41A	41621-20340	STOPPER	3	101-		01	02			
42A	41621-20320	STOPPER	2	101-		01	02			
51A	49327-60600	SEAL KIT	1	101-						QK1
61A	47193-70040	RING SLIPPER	1	101-						K1
62A	47171-70020	RING, WEAR	1	101-						K1

Les numéros encadrés indiquent les contenus suivants :

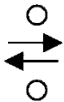
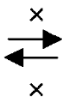

- ① ○○○ (CODE DE MODÈLE)
Code de modèle indiqué dans le catalogue de pièces (différent du nom de modèle de l'unité principale)
- ② □□□ (N° DE SECTION)
Clé de recherche dans « SOMMAIRE DES SECTIONS »
- ③ SYMBOLE
Clé pour trouver le N° d'une pièce à partir d'une illustration (dessin d'unité).
Cependant, une valeur débutant de trois « 0 » comme « 000A » et « 000B » indique « le montage d'unité »
- ④ N° DE PIECE
- ⑤ NOM DE PIECE
- ⑥ UNITES DE QUANTITES

- (1) Cette colonne indique la quantité d'un jeu
Cependant, si la colonne « SYMBOLE » indique « 000A », « 000B » etc., la colonne « UNITES DE QUANTITES » indique la quantité pour une machine
- (2) Une valeur contenant « M » comme « 1M » et « 2M » indique que la pièce est vendue dans l'unité de valeur indiquée.
La longueur réelle est indiquée dans la colonne « REMARQUE. »
[Exemple 1] Si la colonne « Q'TY UNITÉ » indique « 2M » et la colonne « REMARQUE » indique « L=1700 », la longueur réelle est de 1.700 mm et la pièce est vendue en unité de 2 mètres.
[Exemple 2] Si la colonne « UNITES DE QUANTITES » indique « 2M » et la colonne « REMARQUE » indique « L=1400xQ'TY 2 », la longueur réelle de 1,400 mm est utilisée en 2 positions et la pièce est vendue en unité de 2 mètres. Si la pièce est demandée en 2 positions, commandez « 3 mètres. »
- (3) Si l'indication est « A/R », commandez la quantité voulue. C'est utilisé d'habitude pour les cales ou les tissus entraîneurs.

- ⑦ **SÉRIE(A) • SÉRIE(B)** (n° de châssis applicables)
SÉRIE(A) : Indique le n° de châssis de début d'application.
SÉRIE(B) : Indique le n° de châssis de fin d'application.
 Cependant, le convertisseur de couple, la transmission, et la cabine sont différents du n° de châssis. (Le n° de série indiqué est pour le composant et non pour la machine ou le châssis.)

- ⑧ **REMARQUES : [N]** (non mis en vente)
 Pièces non mises en vente sont indiquées par « N. »

- ⑨ **REMARQUES : [P]** (compatibilité des pièces)
 La compatibilité des pièces est indiquée par les symboles A, B et C avec les significations suivantes :

<p>[A] Une pièce neuve et une pièce ancienne sont complètement interchangeables l'une avec l'autre.</p>	<p>NEUVE</p> 	<p>ANCIENNE</p>
<p>[B] Une pièce neuve et une pièce ancienne ne sont pas interchangeable l'une avec l'autre.</p>	<p>NEUVE</p> 	<p>ANCIENNE</p>
<p>[C] Une pièce neuve est une alternative d'une pièce ancienne. Dans ce cas, une pièce ancienne n'est pas interchangeable avec une pièce neuve.</p>	<p>NEUVE</p> 	<p>ANCIENNE</p>

- ⑩ **REMARQUES : [D]**
 [D] Indique que la pièce est supprimée.
 [H] Indique que la fabrication ou la fourniture de la pièce est arrêtée.
 Une alternative est montrée juste ci-dessous.

- ⑪ **REMARQUES : [(A)], [(B)], [(C)], [(D)]**
 Les symboles indiqués dans cette colonne ont les significations suivantes.

(1) Pièces d'assemblage

- (a) 01 - : Indique les pièces qui constituent les pièces d'assemblage.
 (b) Y01 - : Indique les pièces d'assemblage constituées des pièces 01, 02-09.
 [Exemple 1] (Reportez-vous à la liste de la page précédente.)
 Le Y01 dans la colonne Remarques de la pièce 1A 34256-20050 châssis en avant indique que le châssis en avant inclut les pièces ayant 01[41A et 42A] dans la colonne Remarques.

(2) Pièces de la trousse

- (a) K1 - : Indique les pièces qui constituent la trousse.
 (b) QK1 - : Indique une trousse constituée des pièces K1-, K2-.

(3) Pièces ayant une interchangeabilité quand elles sont remplacées avec d'autres pièces apparentées.

- (a) A1 - : Indique les pièces qui ont besoin de faire une interchangeabilité.
 (b) WA1~ : Indique les pièces ayant une interchangeabilité quand remplacées avec les pièces A1.
 [Exemple 2] (Reportez-vous à la liste de la page précédente.)
 La pièce 3B 44344-70020 [WA1] peut remplacer l'ancienne pièce 3A 44340-70210 seulement si la plaque 4B 41605-41290 [A1] est aussi remplacée avec.

⑫ REMARQUES

Les autres remarques principales sont les suivantes :

- (1) REF 618 : Indique le n° de section 618.
- (2) FR LH : Indique que la partie gauche est vers la direction en avant de la machine.
- (3) FR RH : Indique que la partie droite est vers la direction en avant de la machine.
- (4) D80×185L : Indique « diamètre = 80 mm, longueur = 185 mm. »
- (5) (01) ~ : Indique un composant de la trousse de réparation Y01~ de la section n° 391.
- (6) (K1) ~ : Indique un composant de la trousse de réparation QK1~ de la section n° 391.
- (7) (K) : Indique un composant de la section n° 391.
- (8) N° de pièces anciennes • N° de pièce de référence, etc.

(Note)

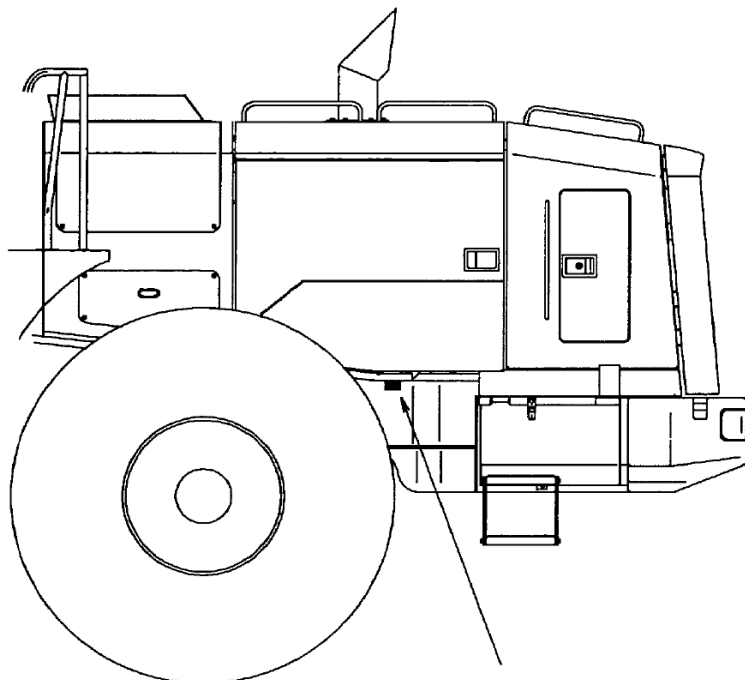
- 1. Les Pièces sans n° d'article ou de symbole dans les illustrations ne peuvent pas être fournies individuellement.
- 2. Les pièces montrées dans ce catalogue peuvent être supprimées, modifiées ou indiquées « non mises en vente » sans avis préalable.

AVERTISSEMENT :

- 1. Le but de ce catalogue de pièces est de donner l'explication des pièces et de faciliter la commande des pièces auprès de votre revendeur chargeur Kawasaki.
- 2. Vous pouvez également utiliser ce catalogue de pièces pour un échange d'information sur les pièces entre vous et votre revendeur chargeur Kawasaki afin de clarifier les pièces.
- 3. Vous ne devez effectuer aucun travail de réparation, démontage et remontage sur la machine. Contactez votre revendeur chargeur Kawasaki et demandez-lui de faire les travaux cités ci-dessus.

N°. de châssis et n°. de série du fabricant

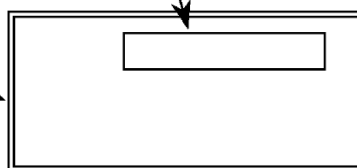
1. Le n° de châssis et le n° de série du fabricant sont indiqués dans les emplacements suivants:



Position de marquage de n°
de châssis

Position de marquage de
n° de série du fabricant

Plaque de n° de série



Note: Pour la position d'installation de plaque de n°
de série, reportez-vous à la section de groupe
marquage

2. Les n° de châssis et n° de série du fabricant marqués sur la machine sont indiqués dans le catalogue des pièces

N° de série indiqué dans le catalogue de pièces	N° de châssis	N° de série du fabricant
5001	11J1-5001	11J1-5001
5051	11J1-5051	11J1-5051

Il est conseillé d'écrire le nom de modèle, le n° de châssis, le n° de série du fabricant et la date de livraison de votre machine dans le tableau ci-dessous pour accélérer la commande des pièces à l'avenir.

Nom du modèle	
N° de châssis	
N° de série du fabricant	
Date de livraison	

Antes de utilizar

I. Introducción

El ámbito de aplicación de este catálogo de piezas está compuesto por los modelos que se indican en la cubierta.

No se incluyen piezas de especificaciones especiales.

Para motores, consulte el "Catálogo de piezas del motor (Engine Parts Catalog)" que se suministra por separado.

II. Cómo realizar pedidos de piezas

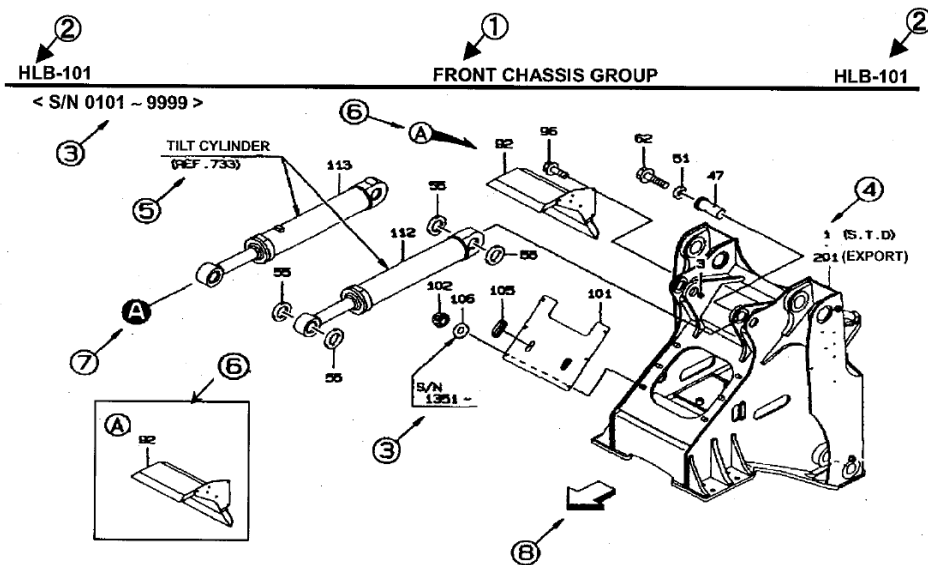
Cuando vaya a pedir una pieza, consulte las ilustraciones y las listas de este catálogo de piezas y notifique con claridad a nuestra compañía el nombre del modelo, el número de chasis, el número de pieza, el nombre de pieza, la cantidad necesaria, etc.

III. Cómo buscar en el catálogo de piezas

Las ilustraciones del catálogo muestran la "posición y la forma" de cada pieza en el rango requerido en los pedidos. Por lo tanto, las ilustraciones no siempre coinciden con las piezas reales.

1. Cómo buscar en las ilustraciones

A continuación, se muestra un ejemplo de ilustración que ayuda a entender cómo buscar en las ilustraciones.



Los círculos numerados indican el siguiente contenido:

- ①, ② Código del modelo, número de sección y nombre de sección
- ③ Números de chasis aplicables (que indican los números de chasis de comienzo y fin de la aplicación.)
- ④ Símbolo (que se corresponde con la columna "SÍMBOLO" que aparece en la lista)
- ⑤ Símbolo de guía de las unidades relevantes
- ⑥ Símbolo de globo (que indica la presencia de una imagen detallada)
- ⑦ Símbolo de conexión (muestra donde un componente conecta con otro componente)
- ⑧ Símbolo de dirección (que señala la parte delantera de la máquina)

2. Cómo utilizar las listas

A continuación, se muestra un ejemplo de lista que ayuda a entender cómo utilizar las listas.

SÍMBOLO	NÚMERO DE PIEZA	NOMBRE DE PIEZA	CTD UNIDAD	SERIE (A) (B)	NPD	OBSERVACIONES				OBSERVACIÓN
						(A)	(B)	(C)	(D)	
1A	34256-20050	CHASSIS ASSY, FRONT	1	101-120		Y01				
B	34256-20060	CHASSIS ASSY, FRONT	1	121-	B	Y02				
2A	30040-20060	ARM ASSY, LIFT	1	101-				Y03		
3A	44340-70210	MIRROR	1	101-120						
B	44344-70020	MIRROR, ROOM	1	121-	B				WA1	
4A	40901-26700	BRACKET	1	101-120						
B	41605-41290	PLATE	1	121-	B				A1	
41A	41621-20340	STOPPER	3	101-		01	02			
42A	41621-20320	STOPPER	2	101-		01	02			
51A	49327-60600	SEAL KIT	1	101-					QK1	
61A	47193-70040	RING SLIPPER	1	101-					K1	
62A	47171-70020	RING, WEAR	1	101-					K1	

Los círculos numerados indican el siguiente contenido:

- ① ○○○ (CÓDIGO DEL MODELO)
Código del modelo que aparece en el catálogo de piezas (que es diferente del nombre del modelo de la unidad principal)
- ② □□□ (NÚMERO DE SECCIÓN)
Clave de recuperación en el "ÍNDICE DE LA SECCIÓN"
- ③ SÍMBOLO
Clave para encontrar un número de pieza de una ilustración (dibujo de la unidad)
No obstante, un valor que comience con tres "0" como "000A" y "000B" indica el "conjunto de la unidad".
- ④ NÚMERO DE PIEZA
- ⑤ NOMBRE DE PIEZA
- ⑥ CTD. UNIDAD
 - (1) Esta columna indica la cantidad de un conjunto
No obstante, cuando la columna "SÍMBOLO" indica "000A", "000B", etc., la columna "CTD. UNIDAD" indica la cantidad para una máquina.
 - (2) Un valor con una "M" como "1M" y "2M" indica que la pieza se vende en la unidad que muestra el valor.
La longitud real aparece en la columna "OBSERVACIONES".
[Ejemplo 1] Si la columna "CTD. UNIDAD" indica "2M" y la columna "OBSERVACIÓN" indica "L=1700", la longitud real es 1.700 mm y la pieza se vende en unidades de 2 metros.
[Ejemplo 2] Si la columna "CTD. UNIDAD" indica "2M" y la columna "OBSERVACIÓN" indica "L=1400xCTD 2", la longitud real es 1.400 mm se utiliza en 2 posiciones y la pieza se vende en unidades de 2 metros. Si la pieza se necesita en 2 posiciones, realice un pedido de "3 metros".
 - (3) Si se indica "A/R", solicite la cantidad necesaria. Esto se hace normalmente para cuñas o forros.

⑦ SERIE(A) • SERIE(B) (NÚMEROS DE CHASIS APLICABLES)

SERIE(A) : Indica el número de chasis de comienzo de la aplicación.

SERIE(B) : Indica el número de chasis de fin de la aplicación.

Sin embargo, el convertidor de par, la caja de cambios y la cabina son diferentes del Número de chasis. (El número de serie que se muestra es para el componente, no la máquina o el chasis.)

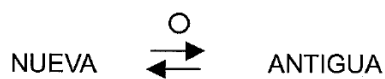
⑧ OBSERVACIONES: [N] (no a la venta)

Las piezas que no están a la venta se indican con una "N".

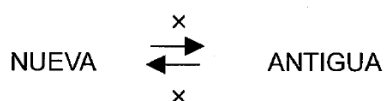
⑨ OBSERVACIONES: [P] (compatibilidad entre piezas)

La compatibilidad entre piezas se indica mediante símbolos, teniendo A, B y C los siguientes significados:

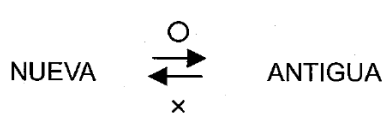
[A] Una pieza nueva y una pieza antigua son completamente intercambiables entre sí.



[B] Una pieza nueva y una pieza antigua no son intercambiables entre sí.



[C] Una pieza nueva es una alternativa para una pieza antigua.
En este caso, una pieza antigua no es intercambiable con una pieza nueva.



⑩ OBSERVACIONES: [D]

[D] Indica que la pieza se ha suprimido.

[H] Indica que se ha detenido la producción o el suministro de la pieza.
Se muestra una alternativa justo debajo.

⑪ OBSERVACIONES: [(A)], [(B)], [(C)], [(D)]

Los símbolos indicados en esta columna tienen los siguientes significados.

(1) Conjunto de piezas

(a) 01 - : Indica las piezas que integran el conjunto de piezas.

(b) Y01 - : Indica conjuntos de piezas que están formados a partir de las piezas 01,02-09.

[Ejemplo 1] (Consulte la lista de la página anterior.)

La pieza 1A 34256-20050 del chasis delantero tiene Y01 en la columna Observaciones, lo que significa que el chasis delantero incluye piezas con 01[41A y 42A] en la columna Observaciones.

(2) Kit de piezas

(a) K1 - : Indica las piezas que integran el kit.

(b) QK1 - : Indica un kit que está formado por las piezas K1 -, K2 -.

(3) Piezas que son intercambiables cuando se sustituyen por otras piezas relacionadas.

(a) A1 - : Indica piezas que son necesarias para crear una intercambiabilidad.

(b) WA1~ : Indica piezas que son intercambiables cuando se sustituyen por piezas A1.

[Ejemplo 2] (Consulte la lista de la página anterior.)

La pieza 3B 44344-70020 [WA1] puede sustituir la pieza antigua 3A 44340-70210 únicamente

si también se sustituye junto con la placa 4B 41605-41290 [A1].

⑫ OBSERVACIONES

A continuación, se indican las demás observaciones principales:

- (1) REF 618 : Indica la sección número 618.
- (2) FR LH : Indica el lado izquierdo mirando hacia la parte delantera de la máquina.
- (3) FR RH : Indica el lado derecho mirando hacia la parte delantera de la máquina.
- (4) D80×185L : Indica "diámetro = 80 mm, longitud = 185 mm".
- (5) (01) ~ : Indica un componente de un kit de reparación Y01~ de la sección número 391.
- (6) (K1) ~ : Indica un componente de un kit de reparación QK1~ de la sección número 391.
- (7) (K) : Indica un componente de la sección número 391. K=kit o juego de componentes.
- (8) Número de piezas antiguas • Número de piezas de referencia, etc.

(Nota)

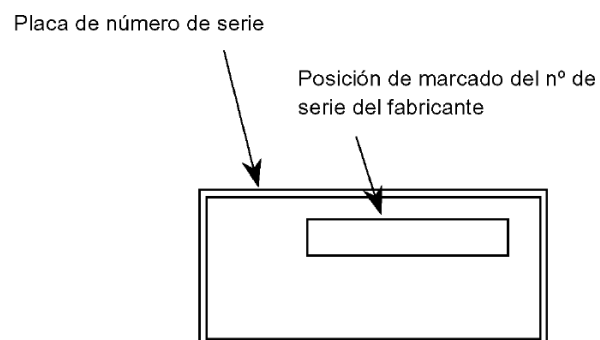
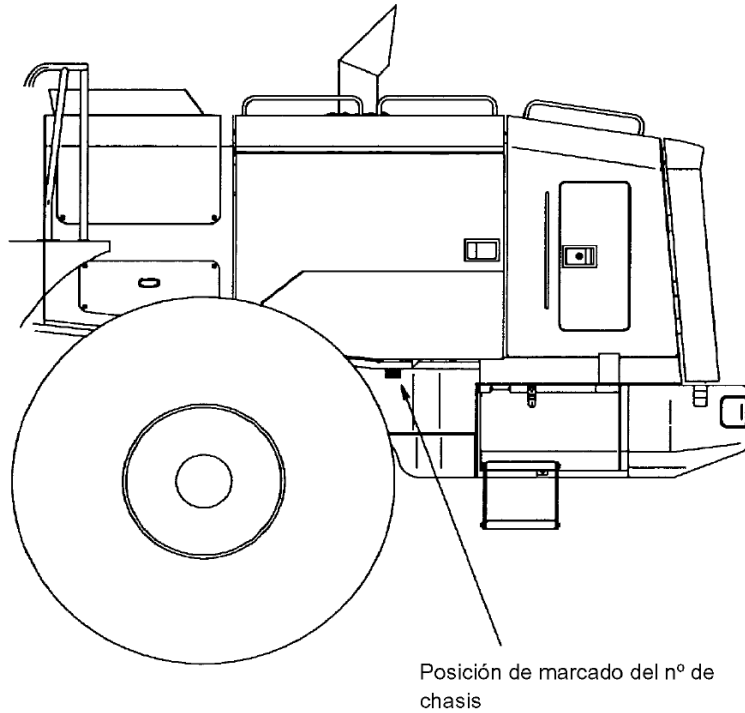
- 1. Las piezas sin un número de elemento o de elemento en ilustraciones no pueden suministrarse en forma de piezas individuales.
- 2. Las piezas que aparecen en este catálogo podrán ser eliminadas, cambiadas o especificadas como "no para venta" sin previo aviso.

ADVERTENCIA:

- 1. El propósito de publicar este catálogo de piezas es el de clarificar las piezas y para realizar pedidos a su distribuidor de palas cargadoras Kawasaki.
- 2. También puede utilizarse este catálogo de piezas para intercambiar información de piezas entre el cliente y el distribuidor de palas cargadoras Kawasaki para clarificar las piezas.
- 3. El cliente no debe realizar ninguna tarea de reparación, desmontaje o de montaje en la máquina. Póngase en contacto con su distribuidor de palas cargadoras Kawasaki y solicite la realización de las tareas mencionadas.

Nº de chasis y nº de serie del fabricante

1. El nº del chasis y el nº de serie del fabricante aparecen marcados en las siguientes posiciones:



Nota: Para la posición de montaje de la placa del nº de serie, consulte la sección de Grupo de marcado.

2. El número de chasis y el número de serie del fabricante marcados en la máquina se indican en este catálogo de

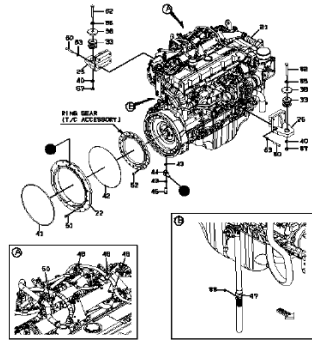
Nº de serie mostrado en el catálogo de piezas	Nº de chasis	Nº de serie del fabricante
5001	11J1-5001	11J1-5001
5051	11J1-5051	11J1-5051

Se recomienda escribir el nombre del modelo, el número de chasis, el número de serie del fabricante y la fecha de entrega de la máquina en la siguiente tabla para facilitar los futuros pedidos de piezas.

Nombre del modelo	
Nº de chasis	
Nº de serie del fabricante	
Fecha de entrega	

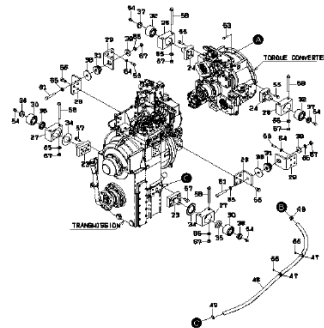
CONTENTS II

ENGINE SUPPORT



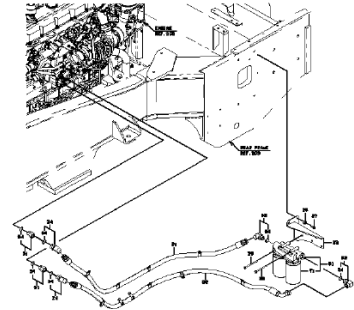
.....p.1

ENGINE SUPPORT



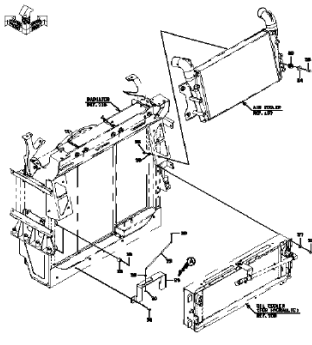
.....p.2

FILTER MOUNT



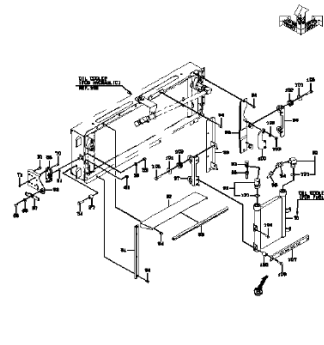
.....p.5

COOLING UNIT MOUNT



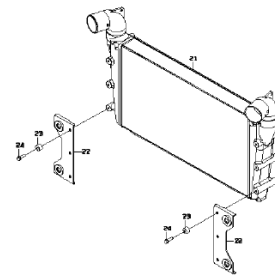
.....p.7

COOLING UNIT MOUNT



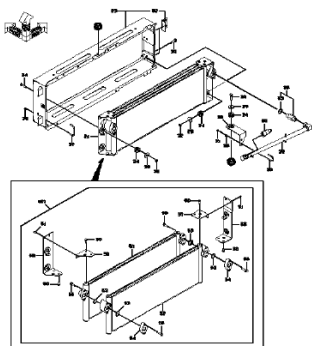
.....p.8

COOLING DEVICE



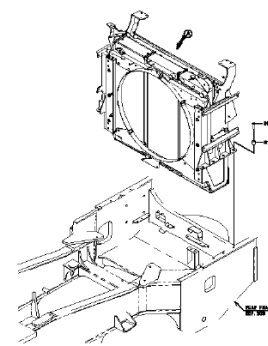
.....p.11

COOLING DEVICE



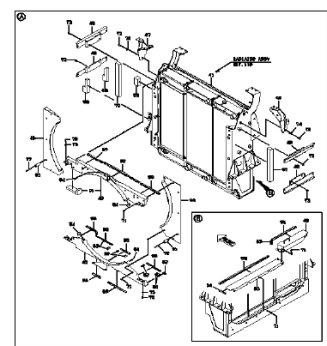
.....p.13

RADIATOR MOUNT



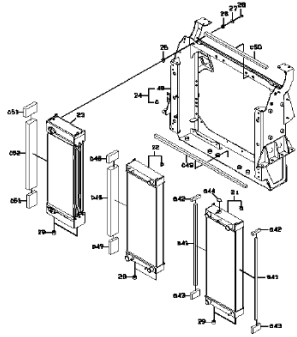
.....p.15

RADIATOR MOUNT



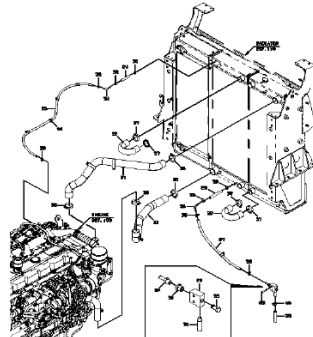
.....p.16

RADIATOR



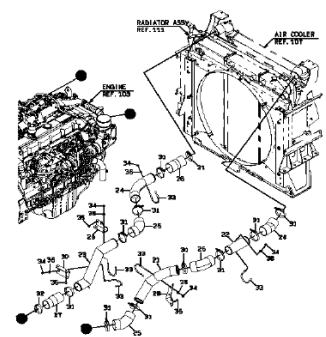
.....p.19

COOLING DEVICE PIPING



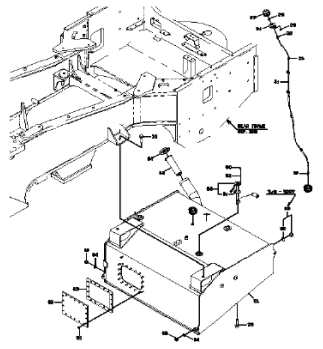
.....p.21

COOLING DEVICE PIPING



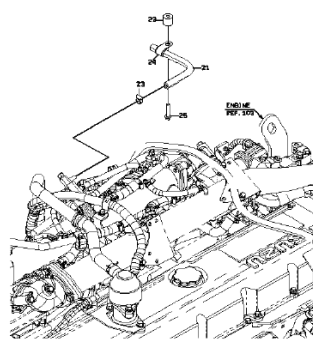
.....p.23

FUEL TANK GRUOP



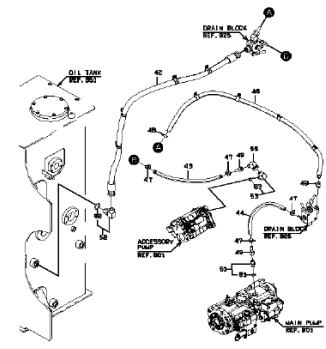
.....p.25

DRAIN LINE



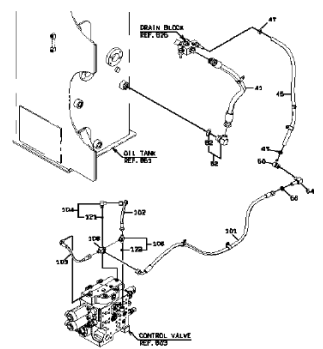
.....p.27

DRAIN LINE



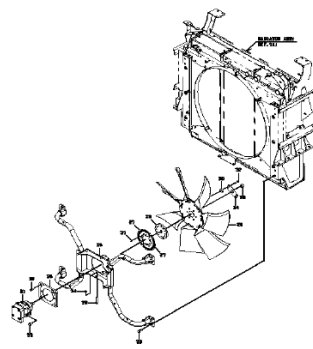
.....p.28

DRAIN LINE



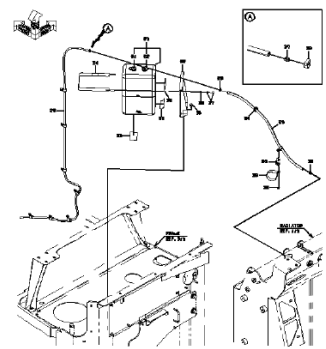
.....p.29

COOLING FAN MOUNT



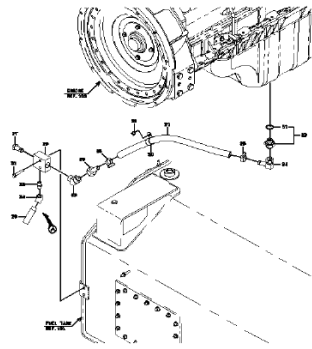
.....p.31

SUB TANK GROUP



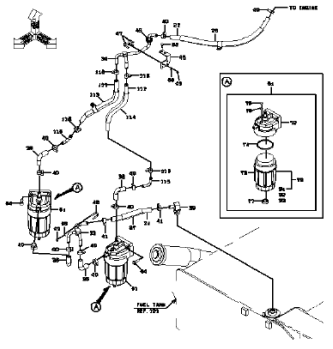
.....p.33

DRAIN LINE



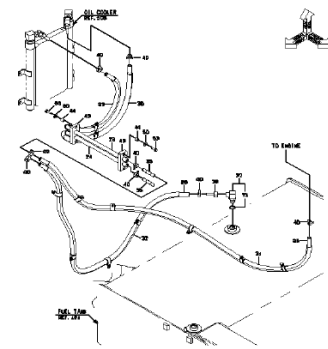
.....p.35

FUEL PIPING



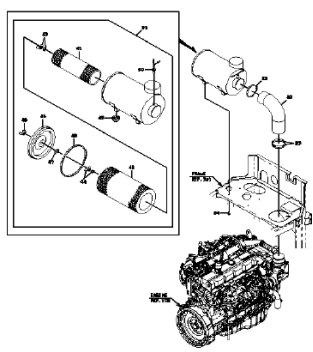
.....p.37

FUEL PIPING



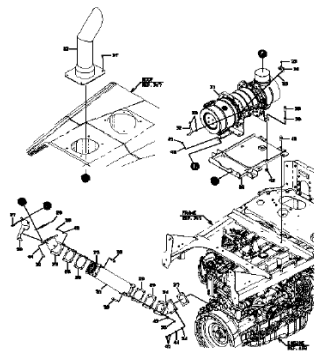
.....p.38

AIR CLEANER GROUP



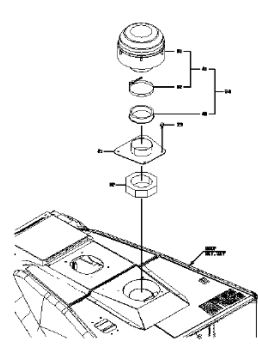
.....p.41

EXHAUST GROUP



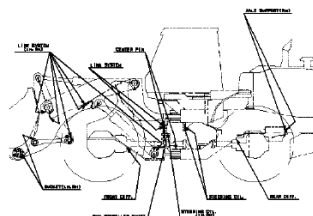
.....p.43

PRE CLEANER MOUNT



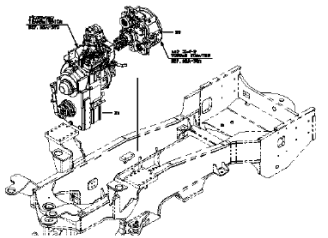
.....p.45

RAIN CAP



.....p.47

DRIVE UNIT
(TRANSMISSION,TORQUE
CONVERTER)



REF. NUMBER	DESCRIPTION	QTY	UNIT	SERIAL	REF. GROUP P.C.	REF. NUMBER	QTY	UNIT
4100-0000	DRIVE UNIT	1	UNIT	000-015				
4100-0001	TOOL	1	UNIT	000-016				
4100-0002	TOOL	1	UNIT	000-017				
4100-0003	TOOL	1	UNIT	000-018				
4100-0004	TOOL	1	UNIT	000-019				
4100-0005	TOOL	1	UNIT	000-020				
4100-0006	TOOL	1	UNIT	000-021				
4100-0007	TOOL	1	UNIT	000-022				
4100-0008	TOOL	1	UNIT	000-023				
4100-0009	TOOL	1	UNIT	000-024				
4100-0010	TOOL	1	UNIT	000-025				
4100-0011	TOOL	1	UNIT	000-026				
4100-0012	TOOL	1	UNIT	000-027				
4100-0013	TOOL	1	UNIT	000-028				
4100-0014	TOOL	1	UNIT	000-029				
4100-0015	TOOL	1	UNIT	000-030				
4100-0016	TOOL	1	UNIT	000-031				
4100-0017	TOOL	1	UNIT	000-032				
4100-0018	TOOL	1	UNIT	000-033				
4100-0019	TOOL	1	UNIT	000-034				
4100-0020	TOOL	1	UNIT	000-035				
4100-0021	TOOL	1	UNIT	000-036				
4100-0022	TOOL	1	UNIT	000-037				
4100-0023	TOOL	1	UNIT	000-038				
4100-0024	TOOL	1	UNIT	000-039				
4100-0025	TOOL	1	UNIT	000-040				
4100-0026	TOOL	1	UNIT	000-041				
4100-0027	TOOL	1	UNIT	000-042				
4100-0028	TOOL	1	UNIT	000-043				
4100-0029	TOOL	1	UNIT	000-044				
4100-0030	TOOL	1	UNIT	000-045				
4100-0031	TOOL	1	UNIT	000-046				
4100-0032	TOOL	1	UNIT	000-047				
4100-0033	TOOL	1	UNIT	000-048				
4100-0034	TOOL	1	UNIT	000-049				
4100-0035	TOOL	1	UNIT	000-050				
4100-0036	TOOL	1	UNIT	000-051				
4100-0037	TOOL	1	UNIT	000-052				
4100-0038	TOOL	1	UNIT	000-053				
4100-0039	TOOL	1	UNIT	000-054				
4100-0040	TOOL	1	UNIT	000-055				
4100-0041	TOOL	1	UNIT	000-056				
4100-0042	TOOL	1	UNIT	000-057				
4100-0043	TOOL	1	UNIT	000-058				
4100-0044	TOOL	1	UNIT	000-059				
4100-0045	TOOL	1	UNIT	000-060				
4100-0046	TOOL	1	UNIT	000-061				
4100-0047	TOOL	1	UNIT	000-062				
4100-0048	TOOL	1	UNIT	000-063				
4100-0049	TOOL	1	UNIT	000-064				
4100-0050	TOOL	1	UNIT	000-065				
4100-0051	TOOL	1	UNIT	000-066				
4100-0052	TOOL	1	UNIT	000-067				
4100-0053	TOOL	1	UNIT	000-068				
4100-0054	TOOL	1	UNIT	000-069				
4100-0055	TOOL	1	UNIT	000-070				
4100-0056	TOOL	1	UNIT	000-071				
4100-0057	TOOL	1	UNIT	000-072				
4100-0058	TOOL	1	UNIT	000-073				
4100-0059	TOOL	1	UNIT	000-074				
4100-0060	TOOL	1	UNIT	000-075				
4100-0061	TOOL	1	UNIT	000-076				
4100-0062	TOOL	1	UNIT	000-077				
4100-0063	TOOL	1	UNIT	000-078				
4100-0064	TOOL	1	UNIT	000-079				
4100-0065	TOOL	1	UNIT	000-080				
4100-0066	TOOL	1	UNIT	000-081				
4100-0067	TOOL	1	UNIT	000-082				
4100-0068	TOOL	1	UNIT	000-083				
4100-0069	TOOL	1	UNIT	000-084				
4100-0070	TOOL	1	UNIT	000-085				
4100-0071	TOOL	1	UNIT	000-086				
4100-0072	TOOL	1	UNIT	000-087				
4100-0073	TOOL	1	UNIT	000-088				
4100-0074	TOOL	1	UNIT	000-089				
4100-0075	TOOL	1	UNIT	000-090				
4100-0076	TOOL	1	UNIT	000-091				
4100-0077	TOOL	1	UNIT	000-092				
4100-0078	TOOL	1	UNIT	000-093				
4100-0079	TOOL	1	UNIT	000-094				
4100-0080	TOOL	1	UNIT	000-095				
4100-0081	TOOL	1	UNIT	000-096				
4100-0082	TOOL	1	UNIT	000-097				
4100-0083	TOOL	1	UNIT	000-098				
4100-0084	TOOL	1	UNIT	000-099				
4100-0085	TOOL	1	UNIT	000-100				
4100-0086	TOOL	1	UNIT	000-101				
4100-0087	TOOL	1	UNIT	000-102				
4100-0088	TOOL	1	UNIT	000-103				
4100-0089	TOOL	1	UNIT	000-104				
4100-0090	TOOL	1	UNIT	000-105				
4100-0091	TOOL	1	UNIT	000-106				
4100-0092	TOOL	1	UNIT	000-107				
4100-0093	TOOL	1	UNIT	000-108				
4100-0094	TOOL	1	UNIT	000-109				
4100-0095	TOOL	1	UNIT	000-110				
4100-0096	TOOL	1	UNIT	000-111				
4100-0097	TOOL	1	UNIT	000-112				
4100-0098	TOOL	1	UNIT	000-113				
4100-0099	TOOL	1	UNIT	000-114				
4100-0100	TOOL	1	UNIT	000-115				
4100-0101	TOOL	1	UNIT	000-116				
4100-0102	TOOL	1	UNIT	000-117				
4100-0103	TOOL	1	UNIT	000-118				
4100-0104	TOOL	1	UNIT	000-119				
4100-0105	TOOL	1	UNIT	000-120				
4100-0106	TOOL	1	UNIT	000-121				
4100-0107	TOOL	1	UNIT	000-122				
4100-0108	TOOL	1	UNIT	000-123				
4100-0109	TOOL	1	UNIT	000-124				
4100-0110	TOOL	1	UNIT	000-125				
4100-0111	TOOL	1	UNIT	000-126				
4100-0112	TOOL	1	UNIT	000-127				
4100-0113	TOOL	1	UNIT	000-128				
4100-0114	TOOL	1	UNIT	000-129				
4100-0115	TOOL	1	UNIT	000-130				
4100-0116	TOOL	1	UNIT	000-131				
4100-0117	TOOL	1	UNIT	000-132				
4100-0118	TOOL	1	UNIT	000-133				
4100-0119	TOOL	1	UNIT	000-134				
4100-0120	TOOL	1	UNIT	000-135				
4100-0121	TOOL	1	UNIT	000-136				
4100-0122	TOOL	1	UNIT	000-137				
4100-0123	TOOL	1	UNIT	000-138				
4100-0124	TOOL	1	UNIT	000-139				
4100-0125	TOOL	1	UNIT	000-140				
4100-0126	TOOL	1	UNIT	000-141				
4100-0127	TOOL	1	UNIT	000-142				
4100-0128	TOOL	1	UNIT	000-143				
4100-0129	TOOL	1	UNIT	000-144				
4100-0130	TOOL	1	UNIT	000-145				
4100-0131	TOOL	1	UNIT	000-146				
4100-0132	TOOL	1	UNIT	000-147				
4100-0133	TOOL	1	UNIT	000-148				
4100-0134	TOOL	1	UNIT	000-149				
4100-0135	TOOL	1	UNIT	000-150				

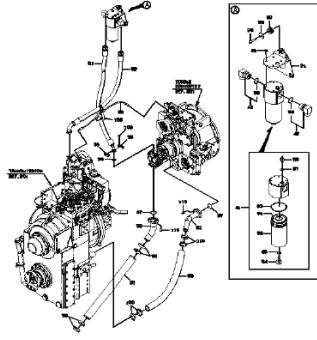
.....p.49

DRIVE UNIT
(TRANSMISSION,TORQUE
CONVERTER)

< For Transmission >

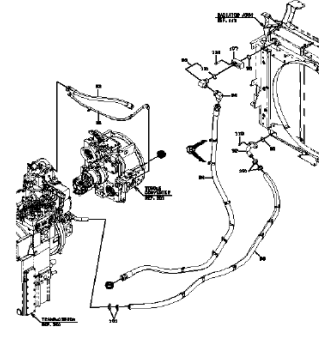
REF. NUMBER	DESCRIPTION	QTY	UNIT	SERIAL	REF. GROUP P.C.	REF. NUMBER	QTY	UNIT
4100-0000	DRIVE UNIT	1	UNIT	000-015				
4100-0001	TOOL	1	UNIT	000-016				
4100-0002	TOOL	1	UNIT	000-017				
4100-0003	TOOL	1	UNIT	000-018				
4100-0004	TOOL	1	UNIT	000-019				
4100-0005	TOOL	1	UNIT	000-020				
4100-0006	TOOL	1</						

TORQUE CONVERTER PIPING



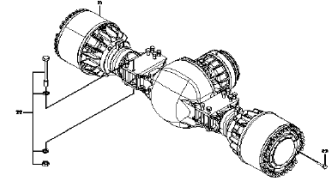
.....p.53

TORQUE CONVERTER PIPING



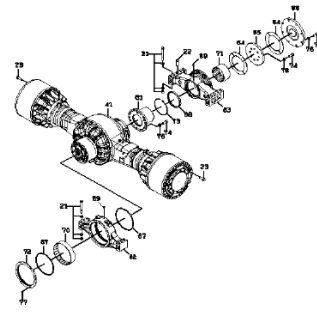
.....p.54

FRONT AXLE (TPD)



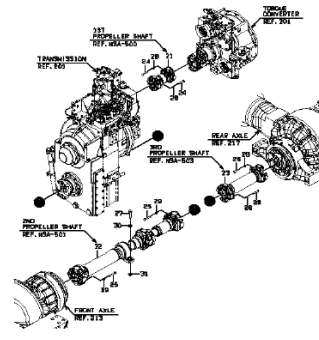
.....p.57

REAR AXLE (TPD)



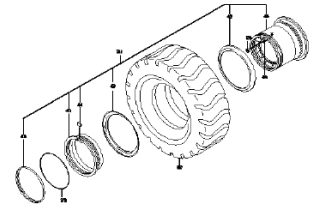
.....p.59

PROPELLER SHAFT



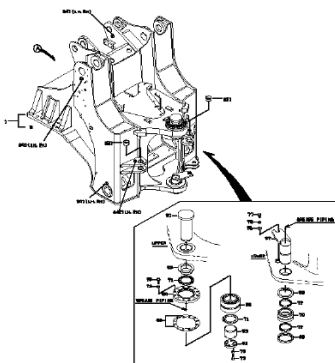
.....p.61

TIRE



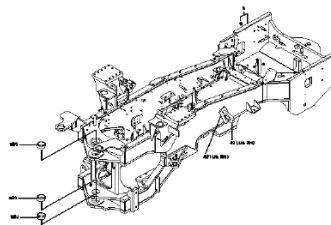
.....p.63

FRONT FRAME



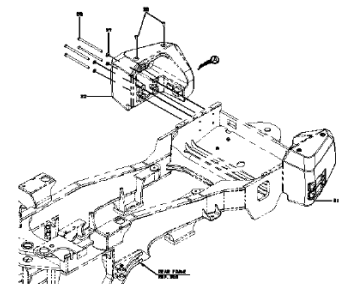
.....p.65

REAR FRAME



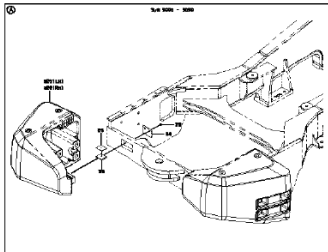
.....p.67

COUNTER WEIGHT



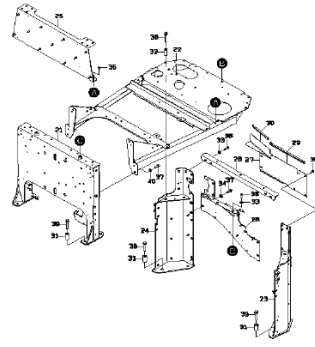
.....p.69

COUNTER WEIGHT



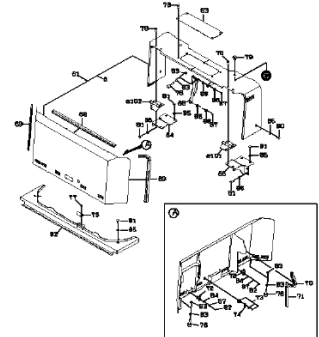
.....p.70

ENGINE ROOM MOUNT (FRAME)



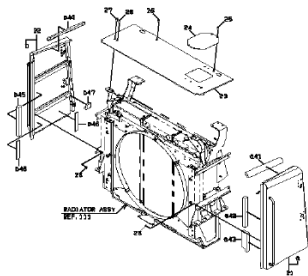
.....p.73

ENGINE ROOM MOUNT (FRAME)



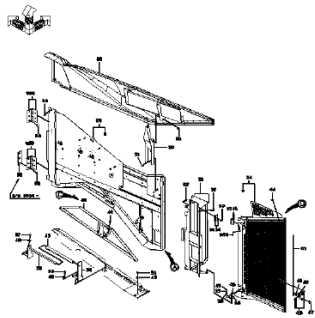
.....p.74

RADIATOR GUARD MOUNT



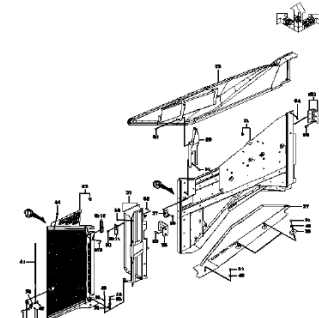
.....p.77

SIDE COVER MOUNT



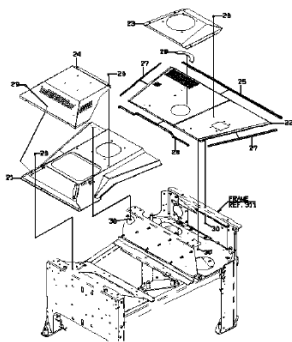
.....p.79

SIDE COVER MOUNT



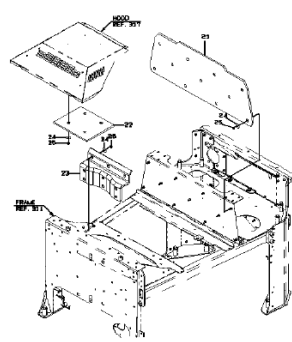
.....p.80

HOOD MOUNT



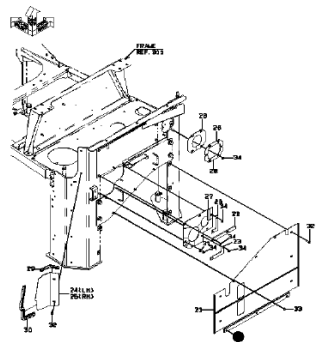
.....p.83

INSULATOR MOUNT



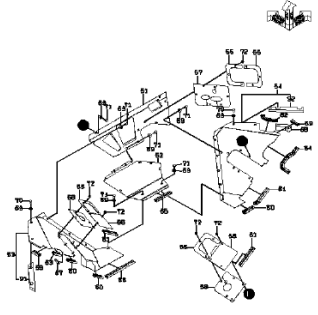
.....p.85

PARTITION PLATE MOUNT



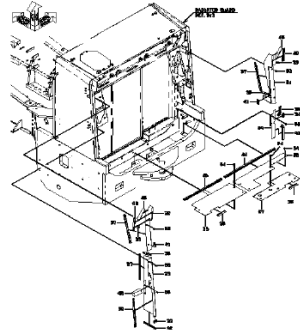
.....p.87

PARTITION PLATE MOUNT



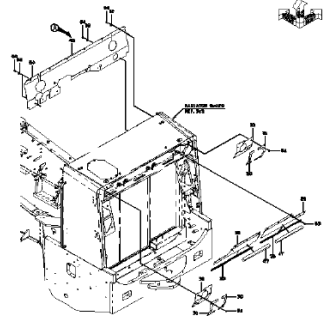
.....p.88

WIND SHIELD GROUP (AIR
BAFFLE GROUP)



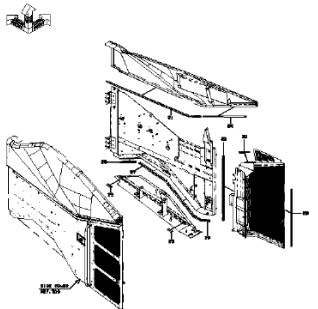
.....p.91

WIND SHIELD GROUP (AIR
BAFFLE GROUP)



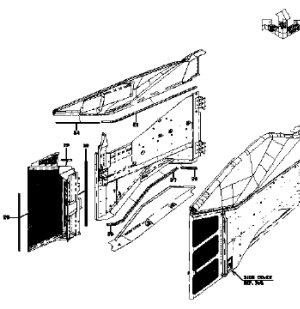
.....p.92

PACKING MOUNT (DOOR)



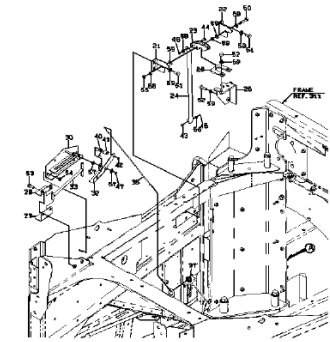
.....p.95

PACKING MOUNT (DOOR)



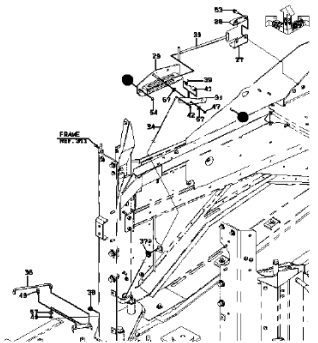
.....p.96

LOCK ASSY (DOOR)



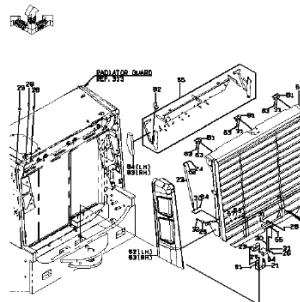
.....p.99

LOCK ASSY (DOOR)



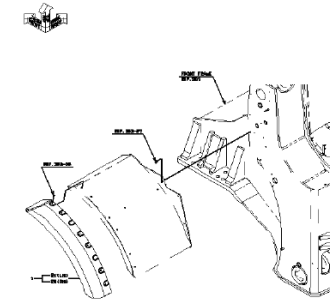
.....p.100

REAR GRILL MOUNT



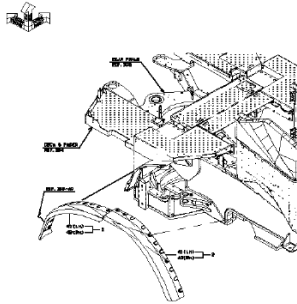
.....p.103

DECK & FENDER (COVER KIT)



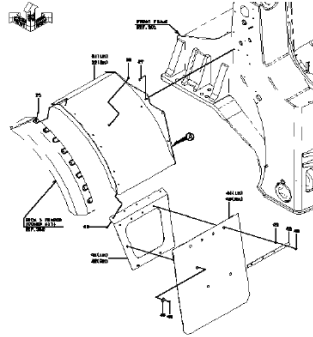
.....p.105

DECK & FENDER (COVER KIT)



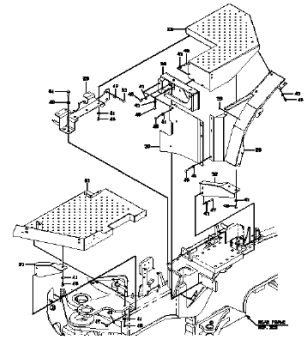
.....p.106

DECK & FENDER (FRONT)



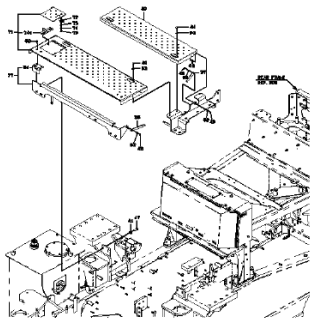
.....p.109

DECK & FENDER



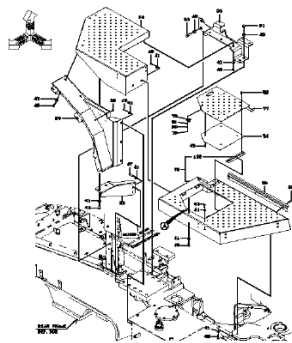
.....p.111

DECK & FENDER



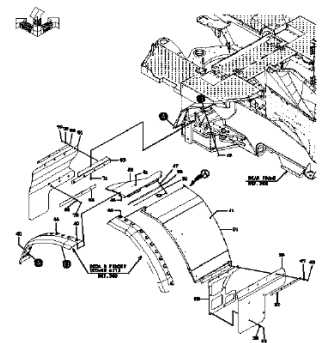
.....p.112

DECK & FENDER



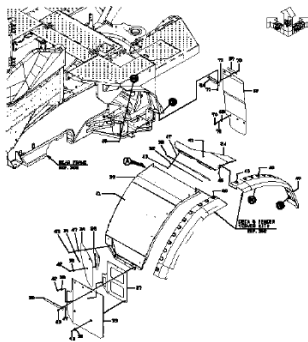
.....p.113

DECK & FENDER



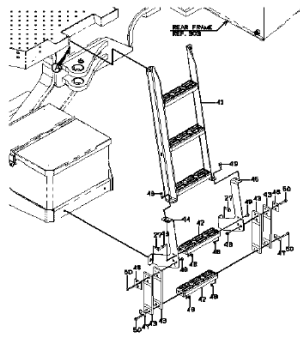
.....p.115

DECK & FENDER



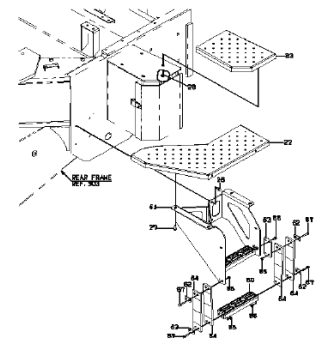
.....p.116

STEP & DECK MOUNT



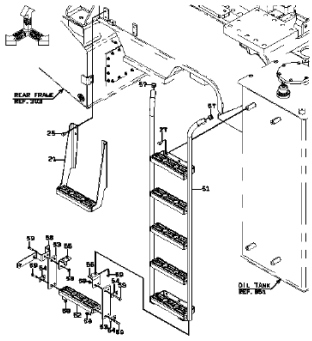
.....p.119

STEP & DECK MOUNT



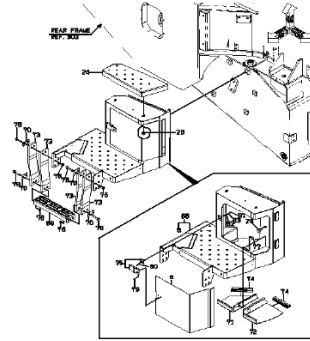
.....p.120

STEP & DECK MOUNT



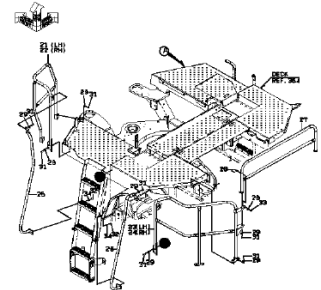
.....p.121

STEP & DECK MOUNT



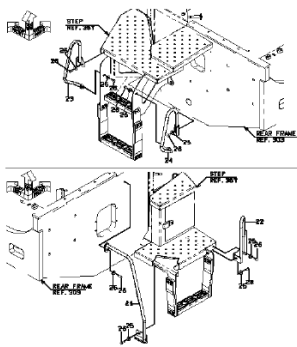
.....p.122

HANDRAIL MOUNT



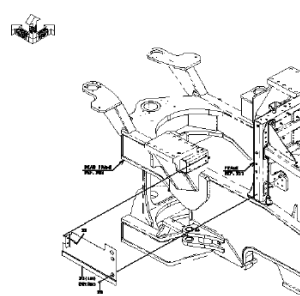
.....p.125

HANDRAIL MOUNT



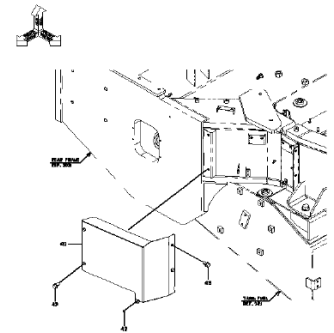
.....p.127

COVER MOUNT (CHASSIS)



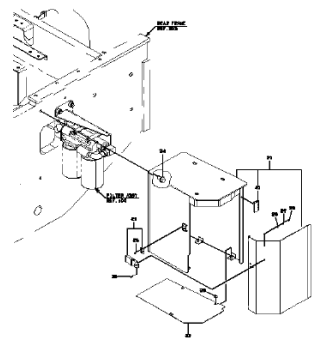
.....p.129

COVER MOUNT (CHASSIS)



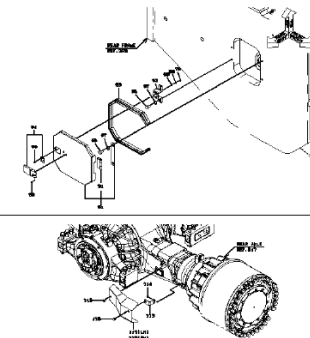
.....p.130

COVER MOUNT (CHASSIS)



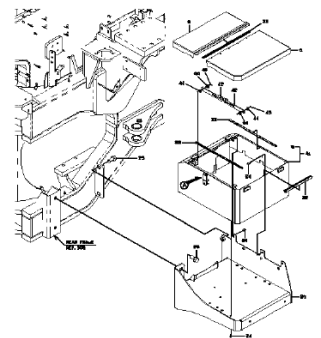
.....p.133

COVER MOUNT (CHASSIS)



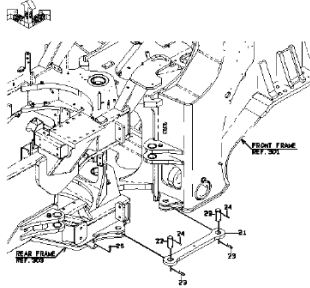
.....p.134

BATTERY BOX MOUNT



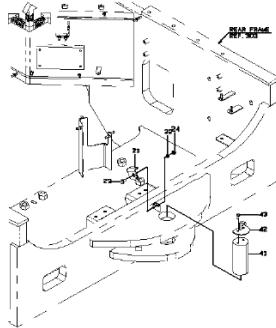
.....p.137

ARTICULATE STOPPER MOUNT



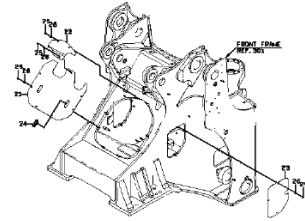
.....p.139

PIN MOUNT



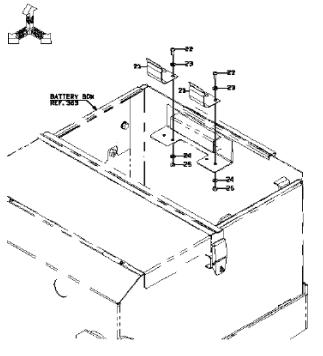
.....p.141

FRONT FRAME COVER (FOR 2-SPOOL)



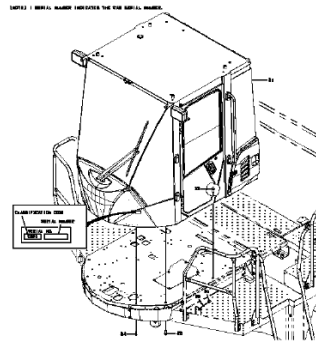
.....p.143

GREASE GUN MOUNT



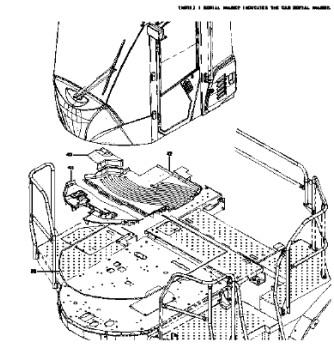
.....p.145

CAB MOUNT



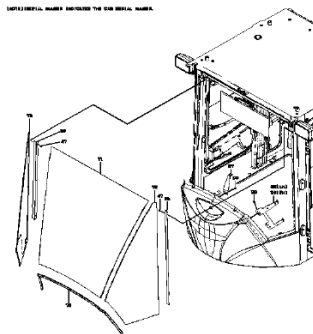
.....p.147

CAB MOUNT



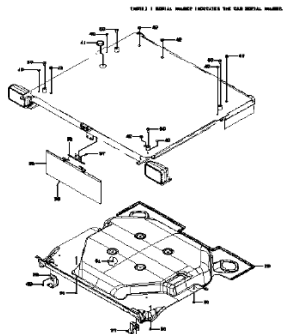
.....p.148

CAB



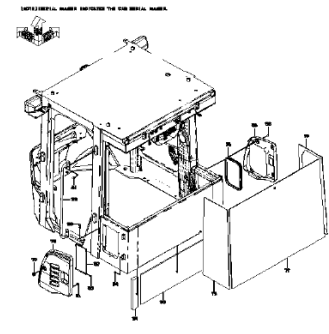
.....p.151

CAB



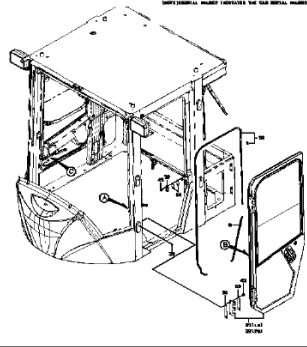
.....p.152

CAB



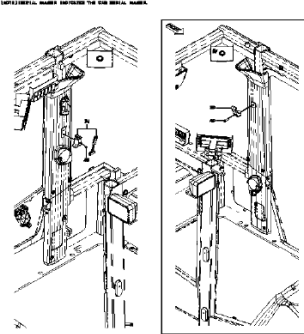
.....p.153

CAB



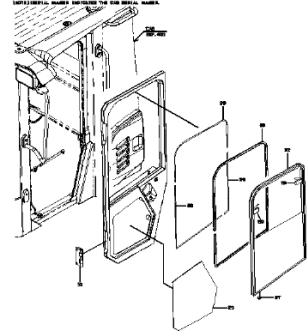
.....p.154

CAB



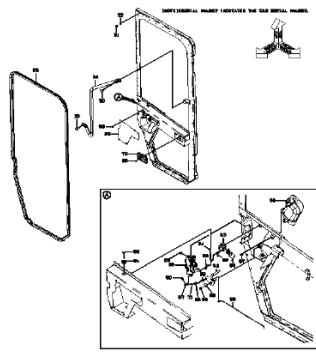
.....p.155

DOOR (LEFT)



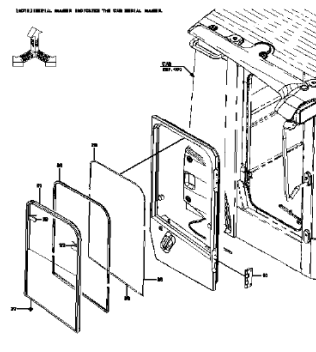
.....p.159

DOOR (LEFT)



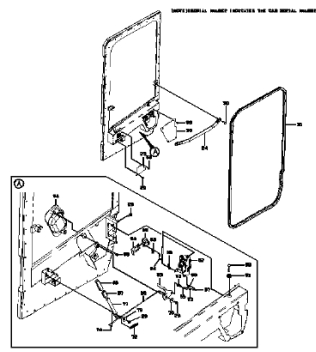
.....p.160

DOOR (RIGHT)



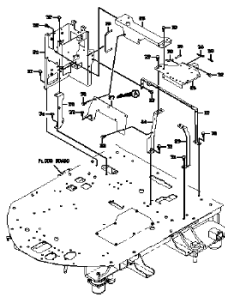
.....p.163

DOOR (RIGHT)



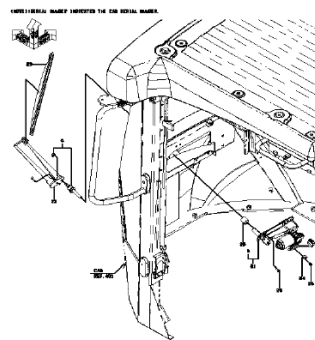
.....p.164

REAR CONSOLE



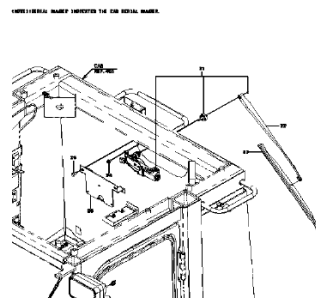
.....p.167

FRONT WIPER GROUP



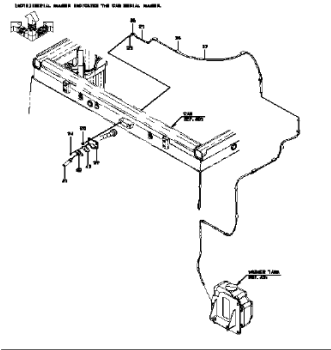
.....p.169

REAR WIPER GROUP



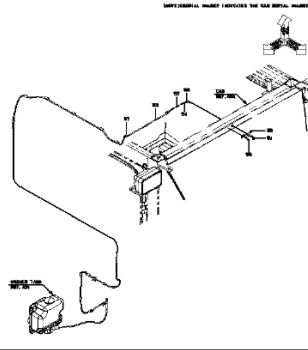
.....p.171

WINDOW WASHER GROUP



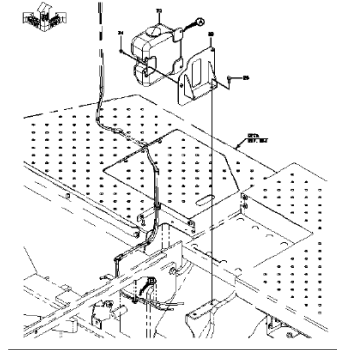
.....p.173

WINDOW WASHER GROUP



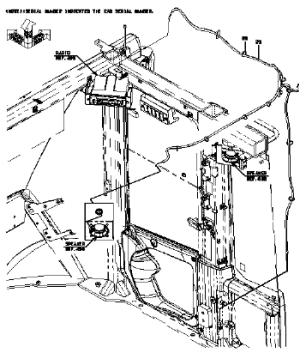
.....p.174

WASHER TANK



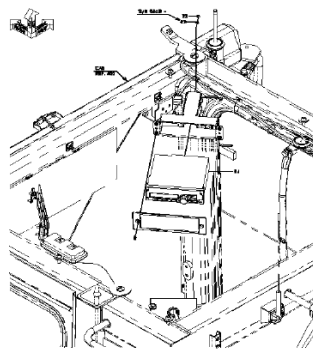
.....p.177

CABLE MOUNT (CAR RADIO/CAR STEREO)



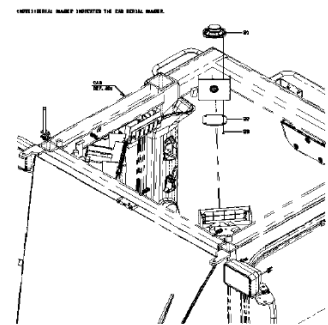
.....p.179

RADIO



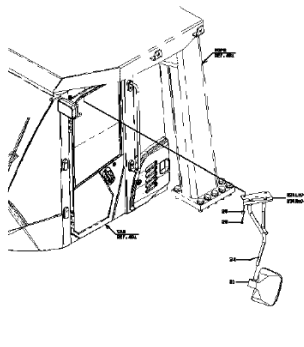
.....p.181

SPEAKER



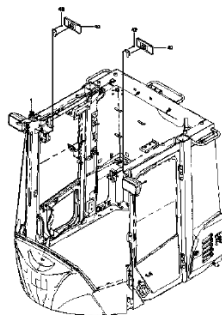
.....p.183

REAR VIEW MIRROR



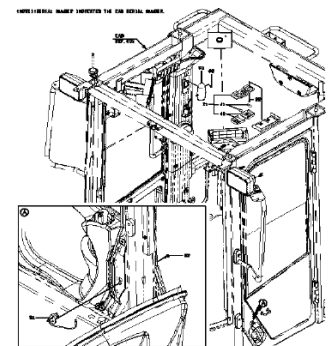
.....p.185

REAR VIEW MIRROR



.....p.186

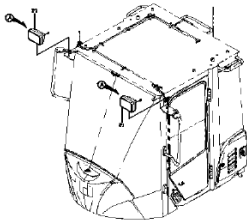
LAMP MOUNT



.....p.189

WORKING LAMP (CAB-FRONT)

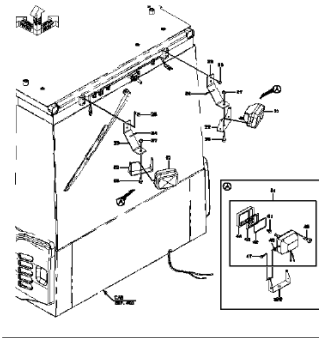
IMPERIAL MOUNT IDENTIFIED THE CAB SERIAL NUMBER.



.....p.191

WORKING LAMP (CAB-REAR)

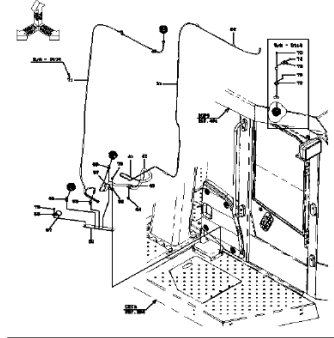
IMPERIAL MOUNT IDENTIFIED THE CAB SERIAL NUMBER.



.....p.193

ANTENNA

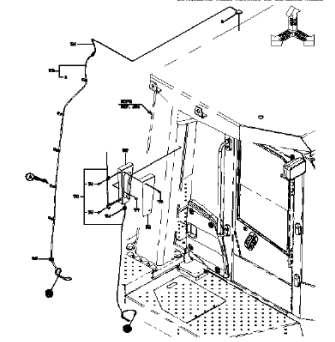
IMPERIAL MOUNT IDENTIFIED THE CAB SERIAL NUMBER.



.....p.195

ANTENNA

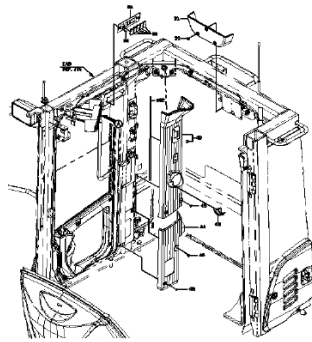
IMPERIAL MOUNT IDENTIFIED THE CAB SERIAL NUMBER.



.....p.196

COVER MOUNT

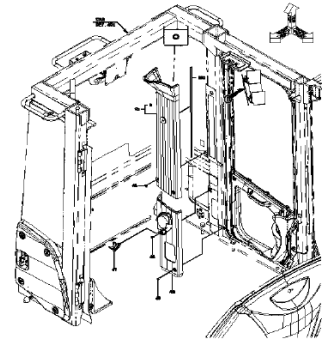
IMPERIAL MOUNT IDENTIFIED THE CAB SERIAL NUMBER.



.....p.199

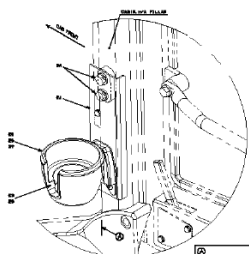
COVER MOUNT

IMPERIAL MOUNT IDENTIFIED THE CAB SERIAL NUMBER.



.....p.200

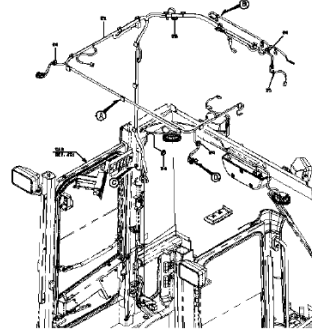
HOLDER MOUNT (FOR JOYSTICK STEERING)



.....p.203

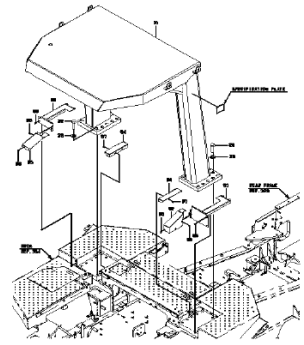
ELECTRICAL WIRING (CAB)

IMPERIAL MOUNT IDENTIFIED THE CAB SERIAL NUMBER.



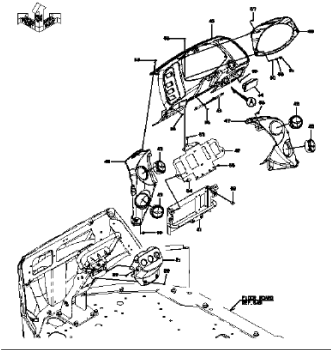
.....p.205

ROPS MOUNT



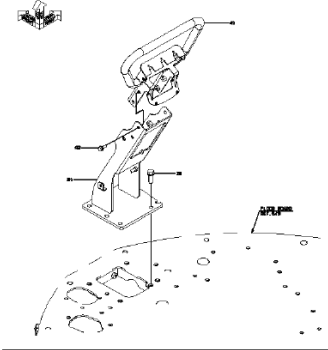
.....p.207

COVER MOUNT (STEERING COLUMN)



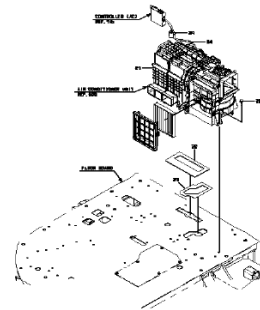
.....p.209

SHIFT LEVER GROUP



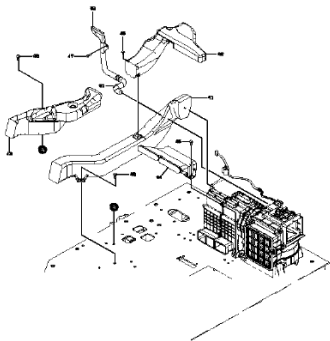
.....p.211

AIR CONDITIONER (AIR DUCT-REAR)



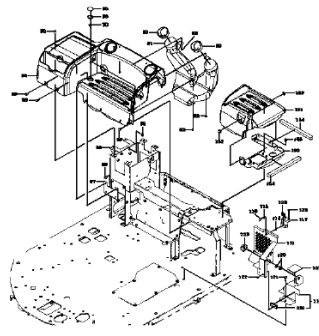
.....p.213

AIR CONDITIONER (AIR DUCT-REAR)



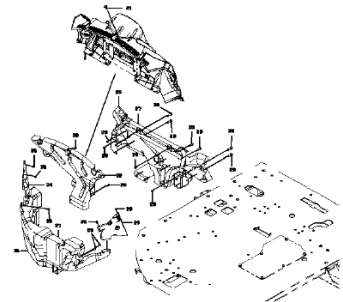
.....p.214

AIR CONDITIONER (AIR DUCT-REAR)



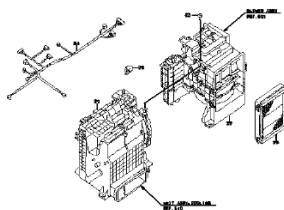
.....p.215

AIR CONDITIONER (AIR DUCT-FRONT)



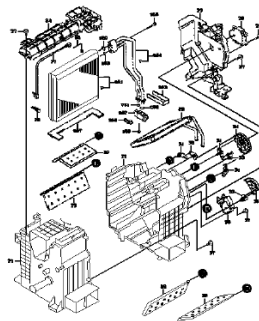
.....p.217

AIR CONDITIONER UNIT



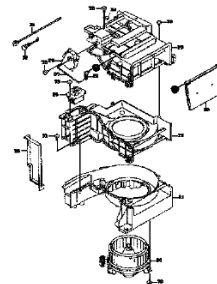
.....p.219

COOLING UNIT ASSY



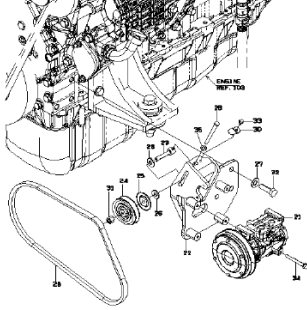
.....p.221

AIR CONDITIONER PARTS



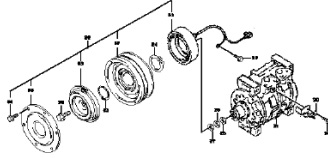
.....p.223

**COMPRESSOR (AIR
CONDITIONER)**



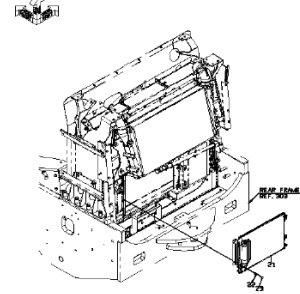
.....p.225

COMPRESSOR ASSY



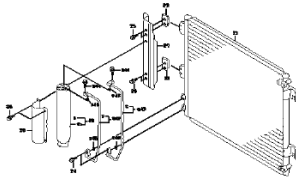
.....p.227

**CONDENSER (AIR
CONDITIONER)**



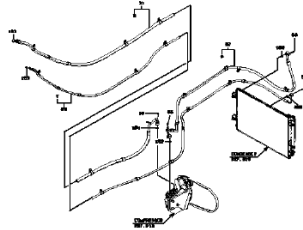
.....p.229

CONDENSER ASSY



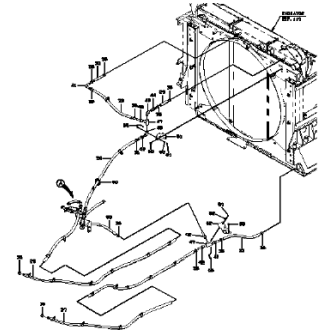
.....p.231

**AIR-CONDITIONER PIPING
(REAR CHASSIS)**



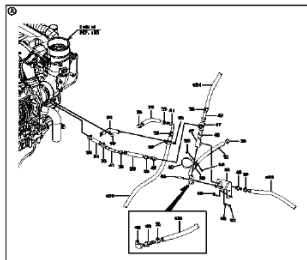
.....p.233

**AIR-CONDITIONER PIPING
(REAR CHASSIS)**



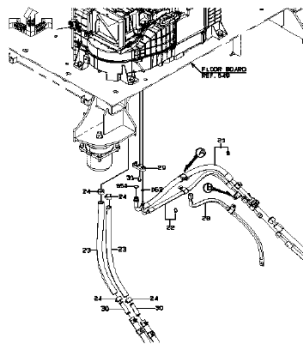
.....p.234

**AIR-CONDITIONER PIPING
(REAR CHASSIS)**



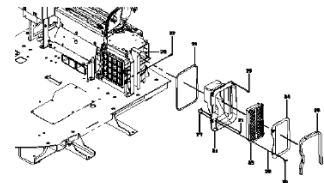
.....p.235

**AIR-CONDITIONER PIPING
(FLOOR)**



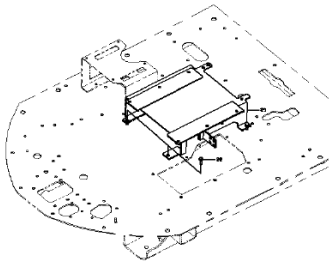
.....p.237

FILTER MOUNT



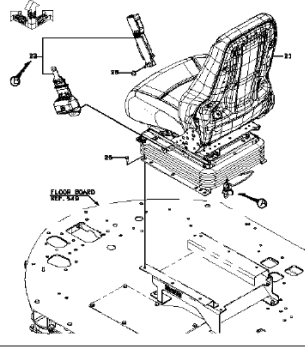
.....p.239

SEAT BASE



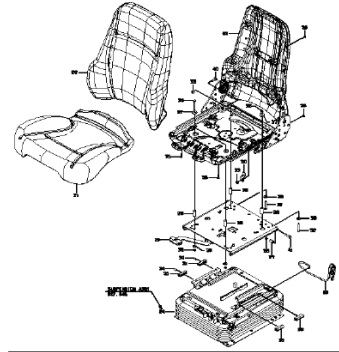
.....p.241

AIR SUSPENSION SEAT (SEARS)



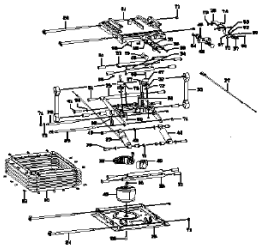
.....p.243

SEAT (AIR SUSPENSION)(SEARS)



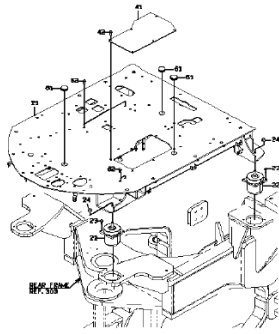
.....p.245

AIR SUSPENSION (SEARS)



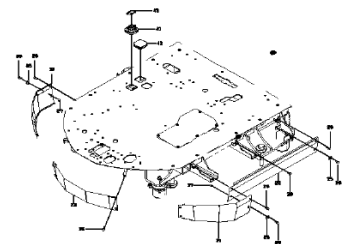
.....p.247

FLOOR BOARD



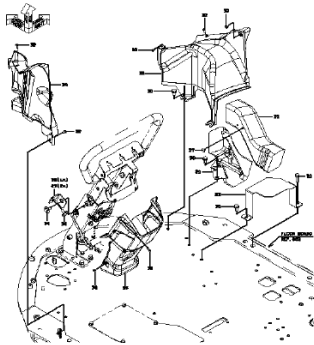
.....p.249

COVER MOUNT



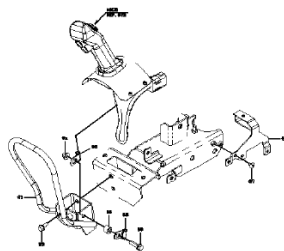
.....p.251

FRONT CONSOLE



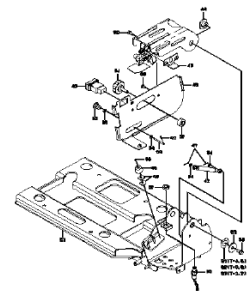
.....p.253

JOYSTICK STEERING GROUP



.....p.255

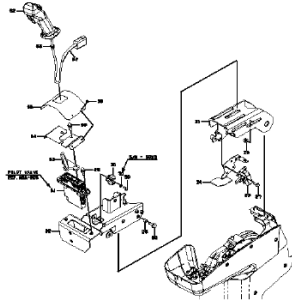
JOYSTICK STEERING GROUP



.....p.256

**CONTROL VALVE GROUP
(FOR JOYSTICK STEERING)**

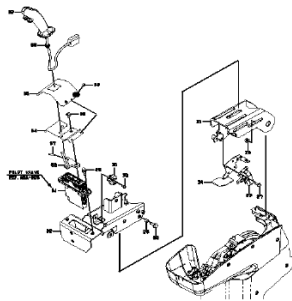
< S/N 5001 - 5050 >



.....p.259

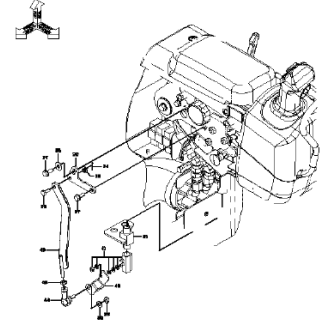
**CONTROL VALVE GROUP
(FOR JOYSTICK STEERING)**

< S/N 5051 - >



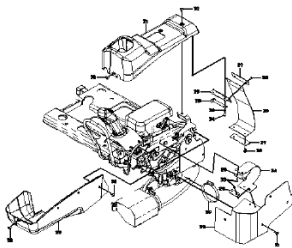
.....p.260

SAFETY DEVICE GROUP



.....p.263

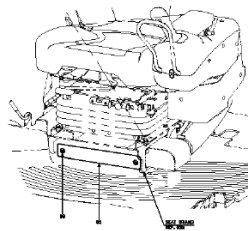
**COVER MOUNT (FOR
JOYSTICK STEERING)**



.....p.265

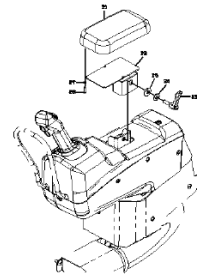
**COVER MOUNT (FOR
JOYSTICK STEERING)**

< S/N 5000 - >



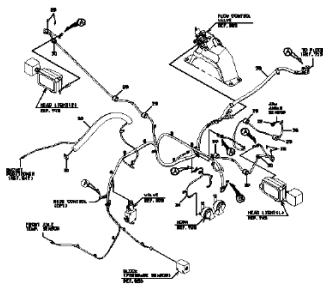
.....p.266

ARMREST MOUNT



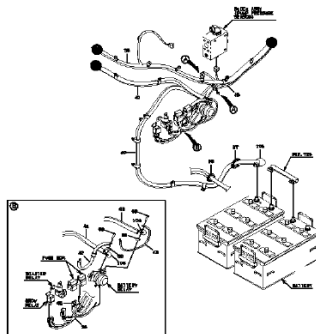
.....p.269

ELECTRICAL WIRING (FRONT)



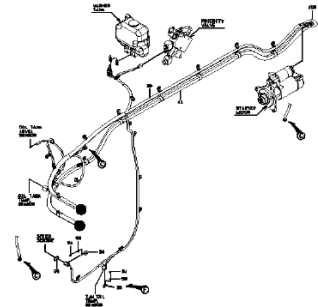
.....p.271

ELECTRICAL WIRING (REAR)



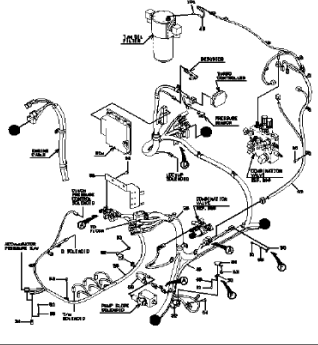
.....p.273

ELECTRICAL WIRING (REAR)



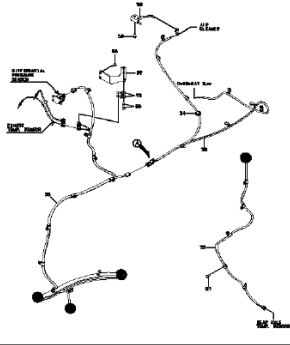
.....p.274

ELECTRICAL WIRING (REAR)



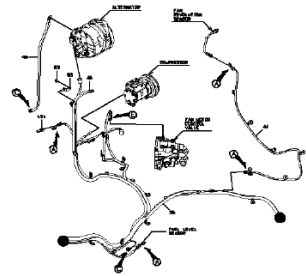
.....p.275

ELECTRICAL WIRING (REAR)



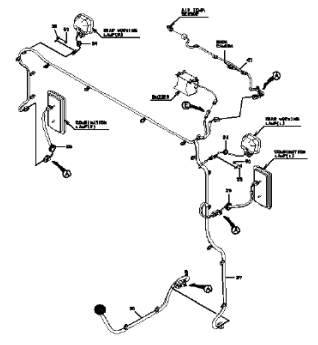
.....p.276

ELECTRICAL WIRING (REAR)



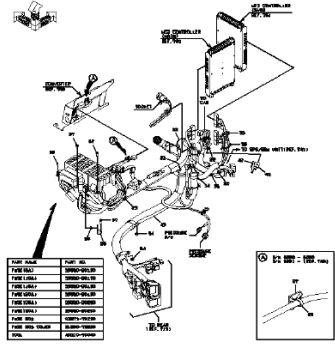
.....p.277

ELECTRICAL WIRING (REAR)



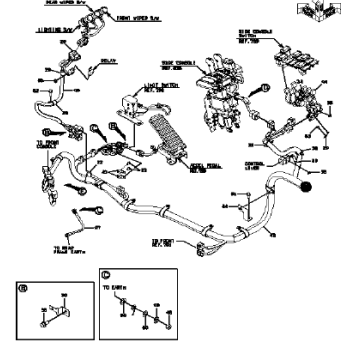
.....p.278

ELECTRICAL WIRING (FLOOR)



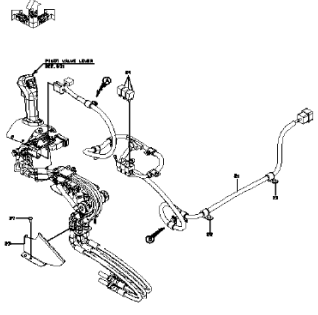
.....p.281

ELECTRICAL WIRING (FLOOR)



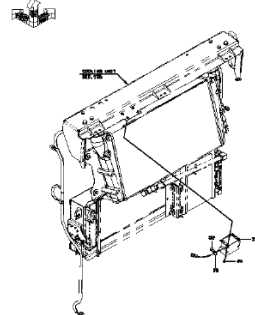
.....p.282

ELECTRICAL WIRING (CONTROL LEVER)



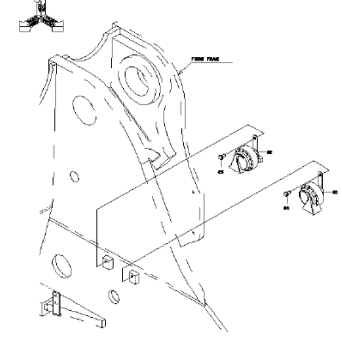
.....p.285

BUZZER MOUNT



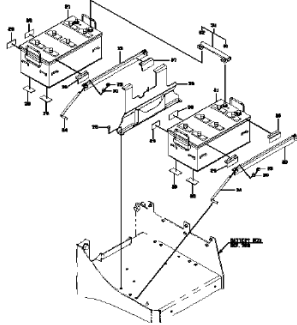
.....p.287

HORN MOUNT



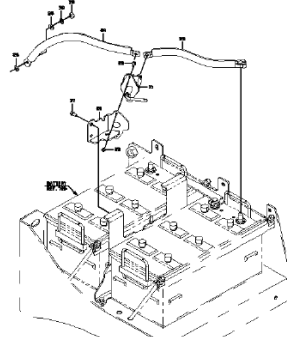
.....p.289

BATTERY



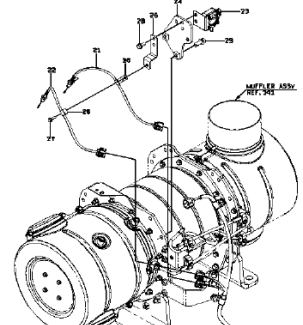
.....p.291

BATTERY SWITCH MOUNT



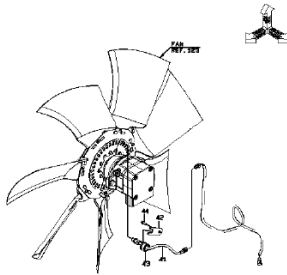
.....p.293

ELECTRICAL PARTS (SENSORS)



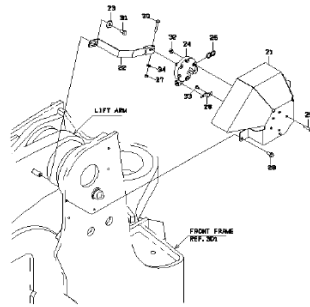
.....p.295

ELECTRICAL PARTS (SENSORS)



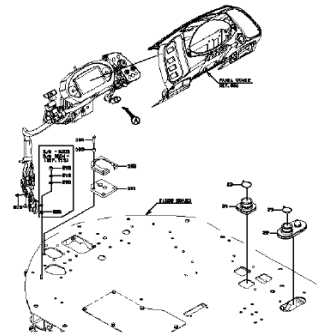
.....p.296

LIFT ARM AUTO-LEVELER SYSTEM



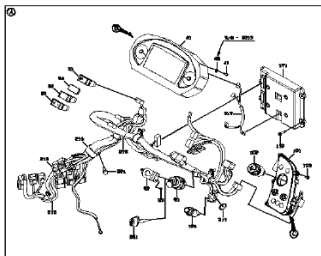
.....p.299

ELECTRICAL PARTS (INSTRUMENT PANEL)



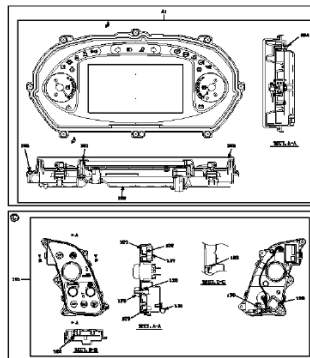
.....p.301

ELECTRICAL PARTS (INSTRUMENT PANEL)



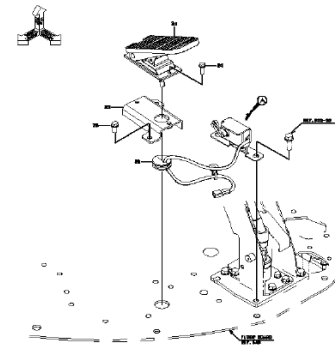
.....p.302

ELECTRICAL PARTS (INSTRUMENT PANEL)



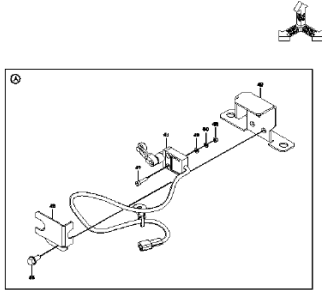
.....p.303

ELECTRICAL PARTS (FLOOR BOARD)



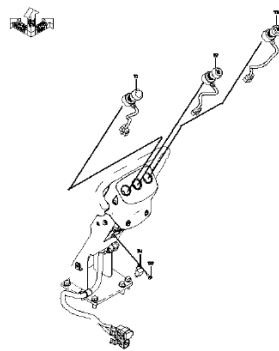
.....p.305

ELECTRICAL PARTS (FLOOR BOARD)



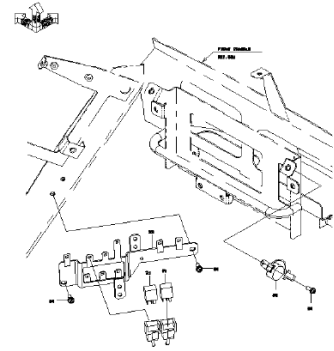
.....p.306

ELECTRICAL PARTS (FLOOR BOARD)



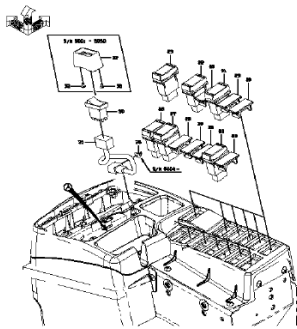
.....p.307

ELECTRICAL PARTS (FRONT CONSOLE)



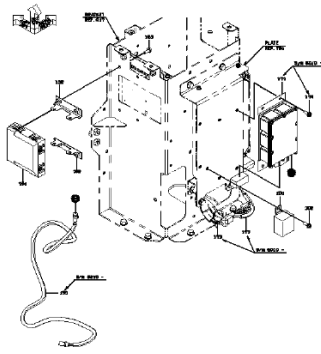
.....p.309

ELECTRICAL PARTS (RIGHT CONSOLE)



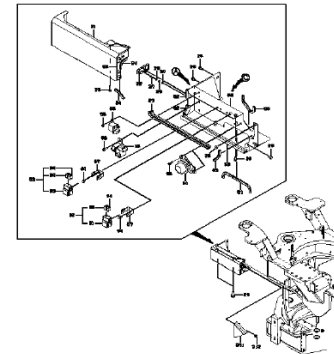
.....p.311

ELECTRICAL PARTS (REAR)



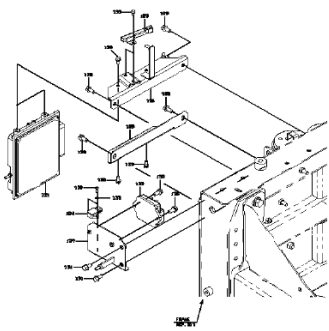
.....p.313

ELECTRICAL PARTS (REAR)



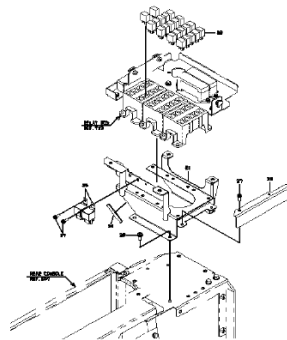
.....p.314

ELECTRICAL PARTS (REAR)



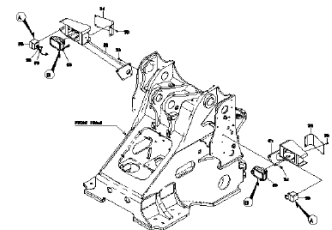
.....p.315

ELECTRICAL EQUIPMENT MOUNT (REAR CONSOLE)



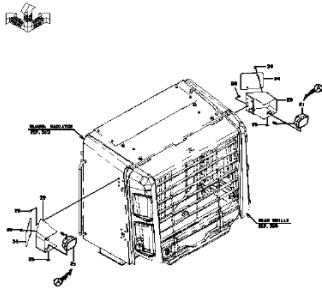
.....p.317

HEAD LIGHT



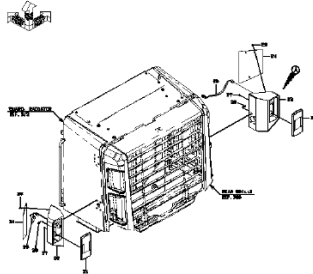
.....p.319

WORKING LAMP



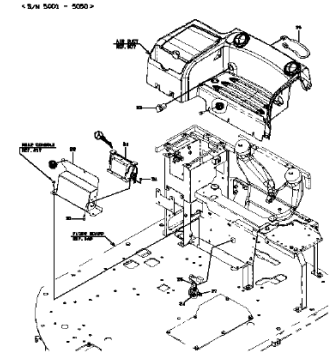
.....p.321

REAR COMBINATION LAMP



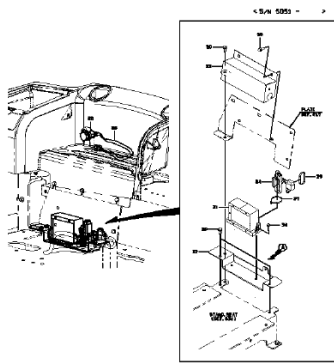
.....p.323

ELECTRICAL EQUIPMENT MOUNT (DC CONVERTER)



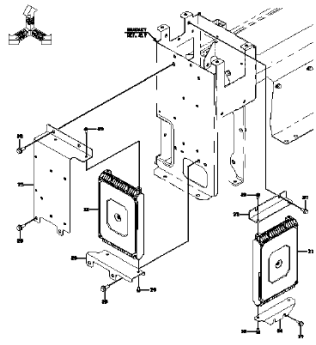
.....p.325

ELECTRICAL EQUIPMENT MOUNT (DC CONVERTER)



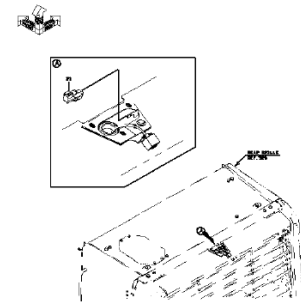
.....p.326

MAIN CONTROLLER



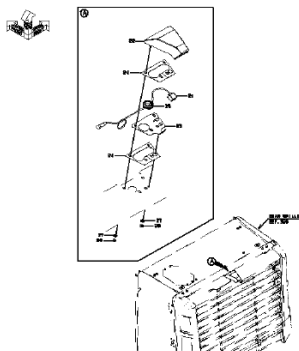
.....p.329

SENSOR MOUNT (TEMPERATURE)



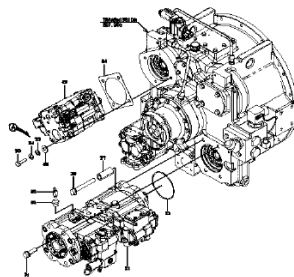
.....p.331

TELEVISOR MOUNT



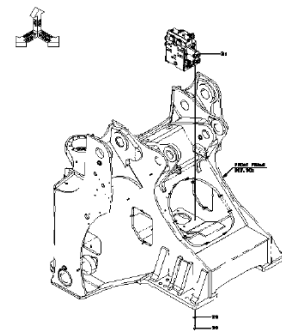
.....p.333

PUMP DEVICE



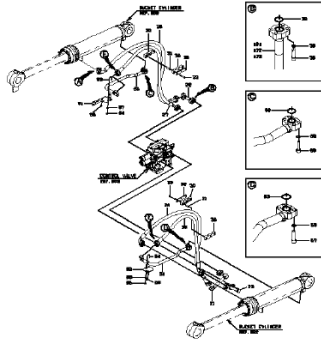
.....p.335

CONTROL VALVE (2-SPOOL)



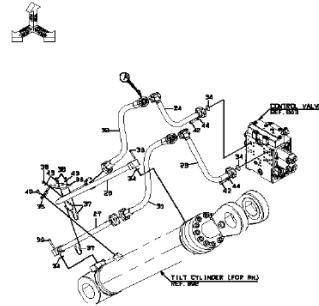
.....p.337

MAIN PIPING (FRONT CHASSIS)



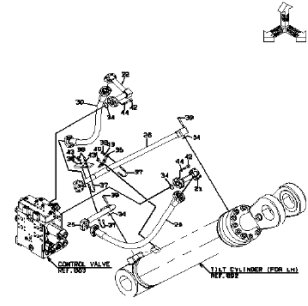
.....p.339

MAIN PIPING (BOOM)



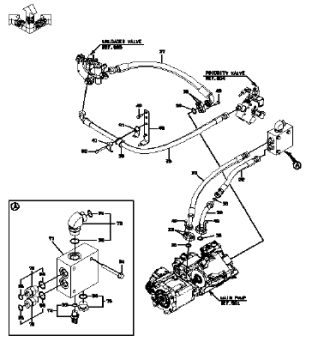
.....p.341

MAIN PIPING (BOOM)



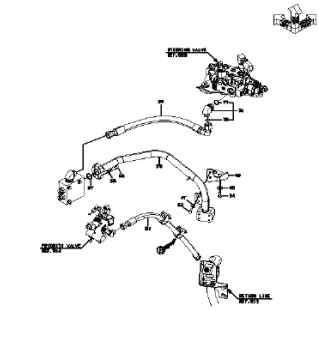
.....p.342

MAIN PIPING (PUMP)



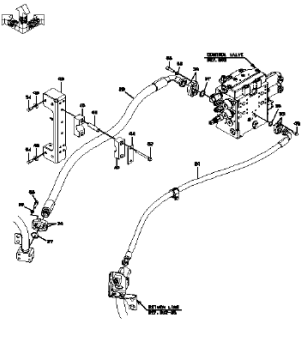
.....p.345

MAIN PIPING (PUMP)



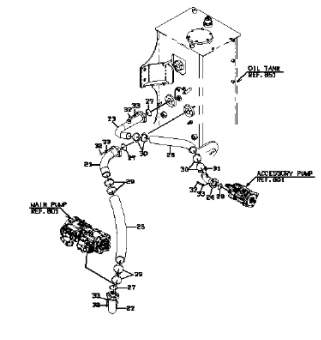
.....p.346

MAIN PIPING (PUMP)



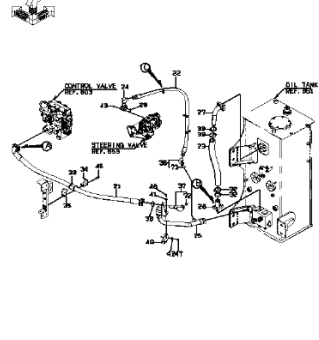
.....p.347

MAIN PIPING (SUCTION)



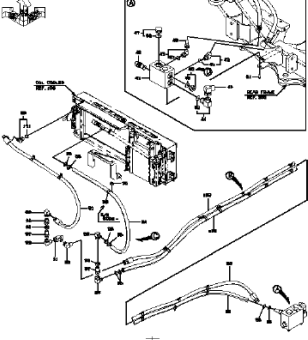
.....p.349

MAIN PIPING (RETURN)



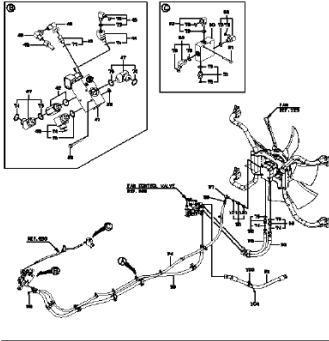
.....p.351

MAIN PIPING (OIL COOLER)



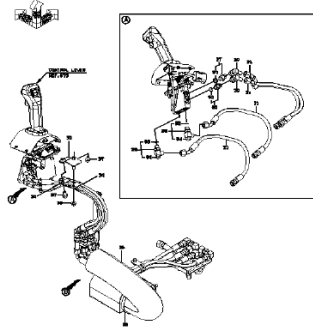
.....p.353

MAIN PIPING (FAN MOTOR)



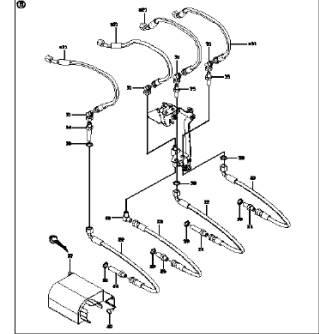
.....p.355

CONTROL LEVER
HAYDRAULIC LINE



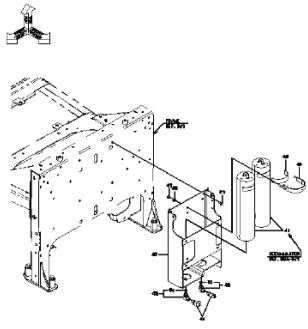
.....p.357

CONTROL LEVER
HAYDRAULIC LINE



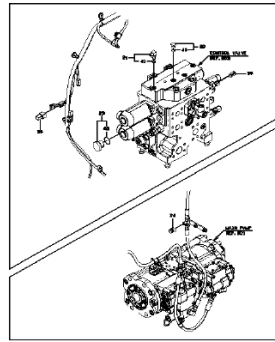
.....p.358

ACCUMULATOR MOUNT



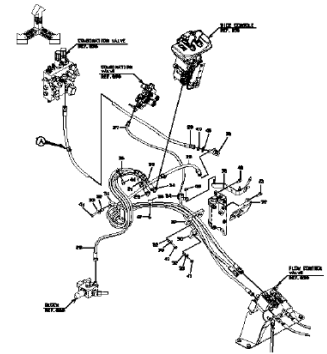
.....p.361

PLUG MOUNT (WITHOUT RIDE
CONTROL)



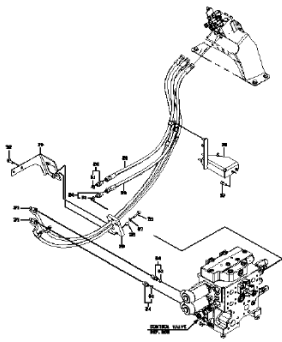
.....p.363

PILOT PIPING



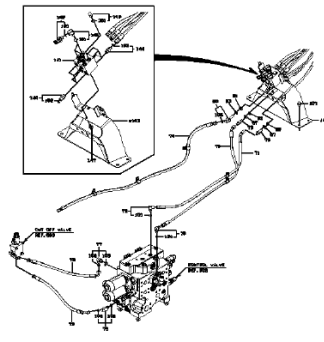
.....p.365

PILOT PIPING



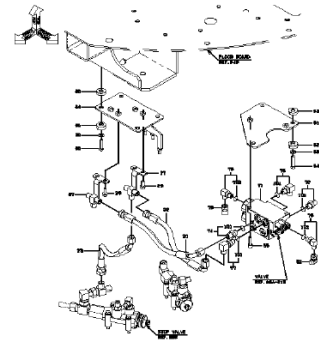
.....p.367

PILOT PIPING



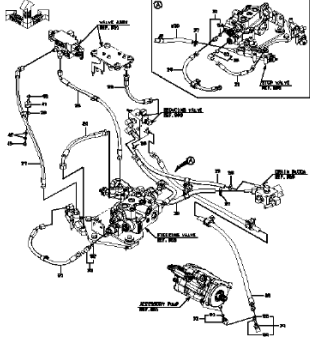
.....p.368

PILOT PIPING



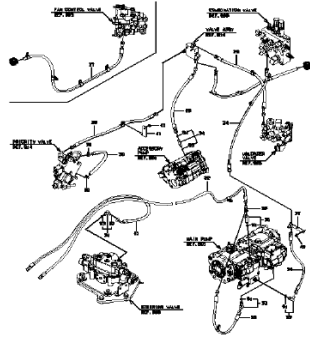
.....p.371

PILOT PIPING



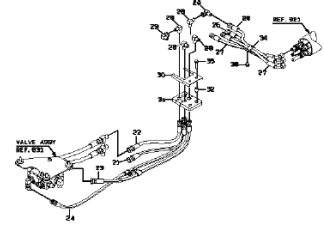
.....p.373

PILOT PIPING



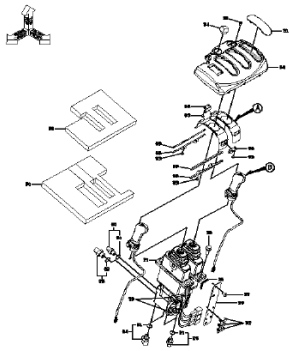
.....p.375

PILOT PIPING



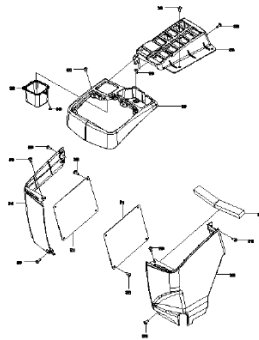
.....p.377

PILOT PIPING (2-SPOOL)



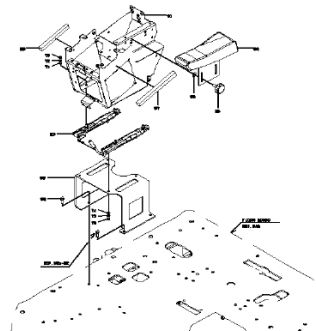
.....p.379

CONTROL BOX



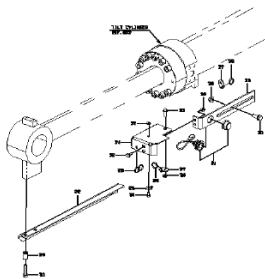
.....p.381

CONTROL BOX



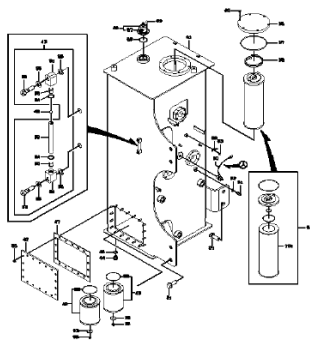
.....p.382

BUCKET POSITIONER GROUP



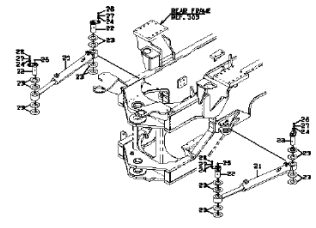
.....p.385

OIL TANK



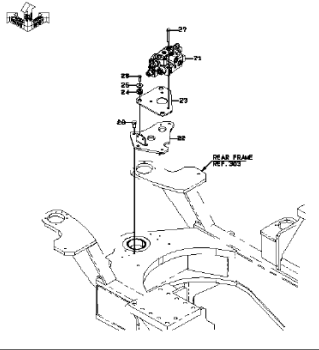
.....p.387

STEERING PARTS (STEERING CYLINDER)



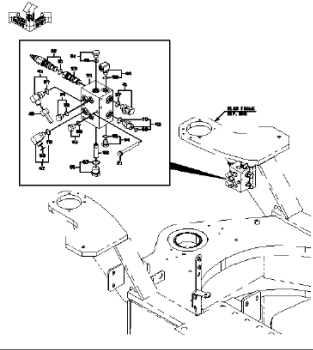
.....p.389

STEERING PARTS (STEERING VALVE)



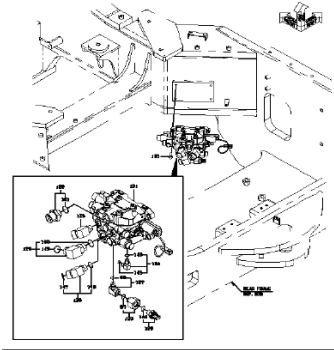
.....p.391

VALVE MOUNT



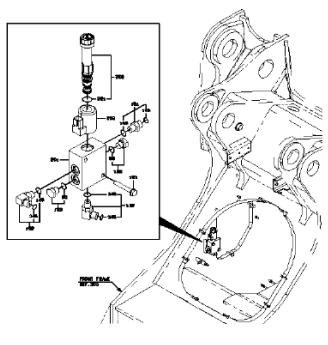
.....p.393

VALVE MOUNT



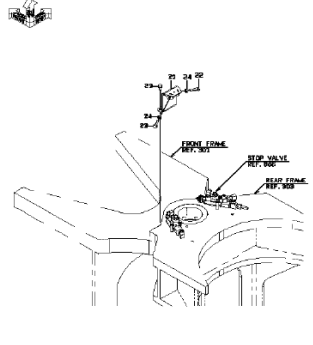
.....p.394

VALVE MOUNT



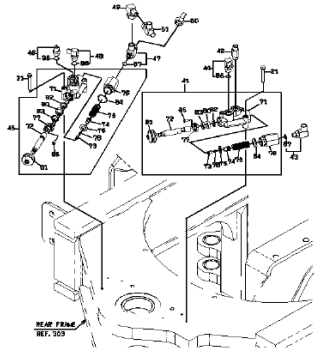
.....p.395

STEERING PARTS (STOP VALVE PLATE)



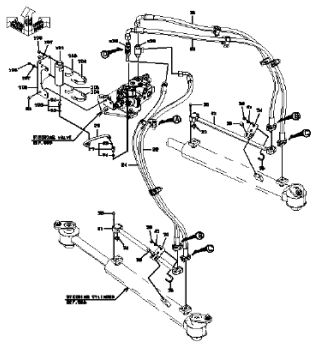
.....p.397

STEERING PARTS (STOP VALVE)



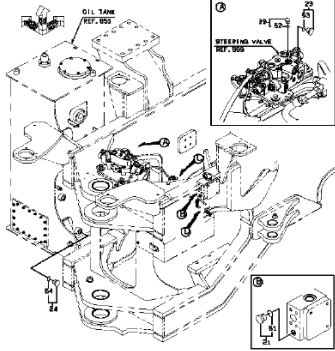
.....p.399

STEERING PIPING



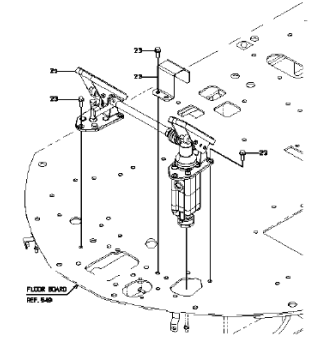
.....p.401

PLUG MOUNT



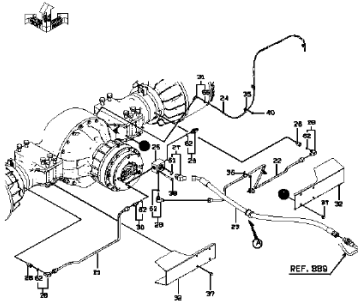
.....p.403

BRAKE SYSTEM (BRAKE VALVE)



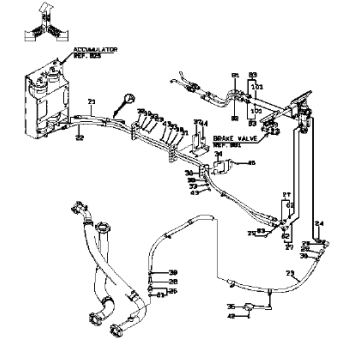
.....p.405

BRAKE PIPING (FRONT CHASSIS)



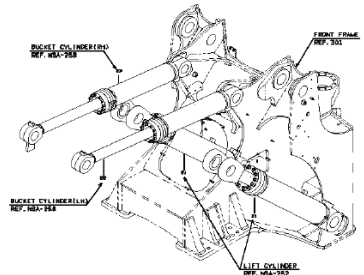
.....p.407

BRAKE PIPING (FLOOR BOARD)



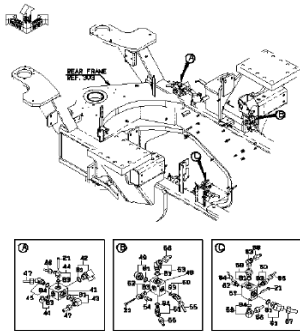
.....p.409

OIL CYLINDER MOUNT



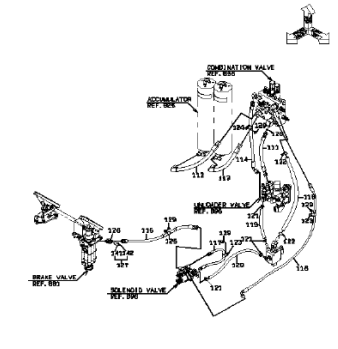
.....p.411

BRAKE PIPING (REAR CHASSIS)



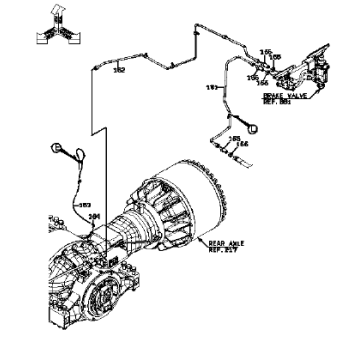
.....p.413

BRAKE PIPING (REAR CHASSIS)



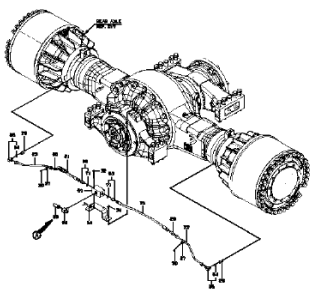
.....p.414

BRAKE PIPING (REAR CHASSIS)



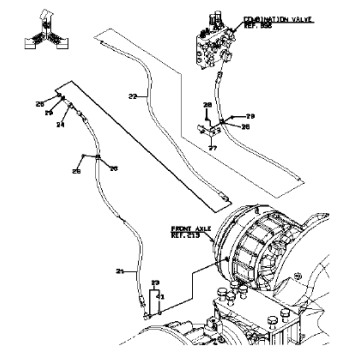
.....p.415

BRAKE PIPING (REAR AXLE)



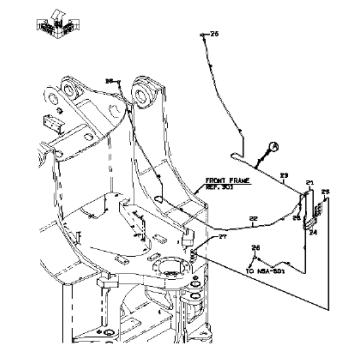
.....p.417

PARKING BRAKE



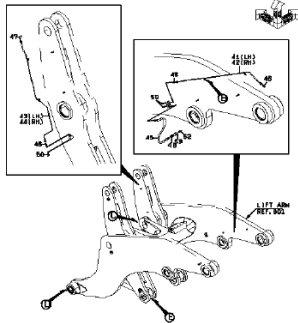
.....p.419

GREASE PIPING



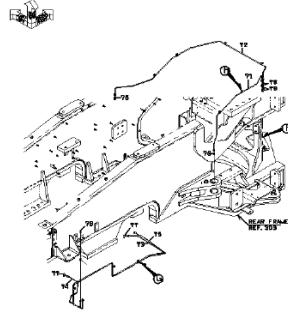
.....p.421

GREASE PIPING



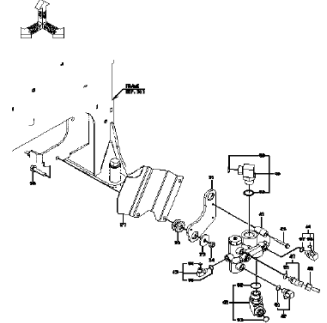
.....p.422

GREASE PIPING



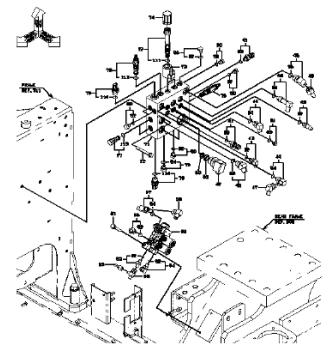
.....p.423

UNLOADER VALVE MONT



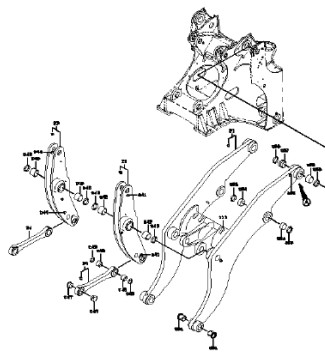
.....p.425

COMBINATION VALVE MOUNT



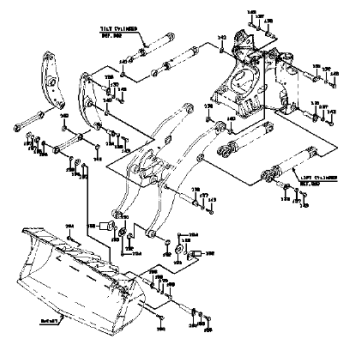
.....p.427

LIFT ARM



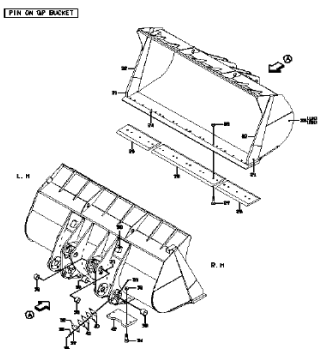
.....p.429

LIFT ARM



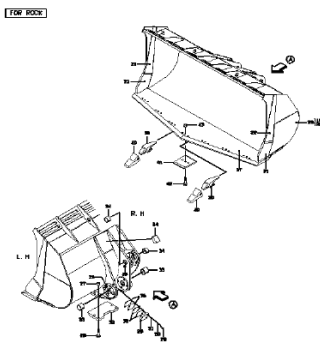
.....p.430

BUCKET



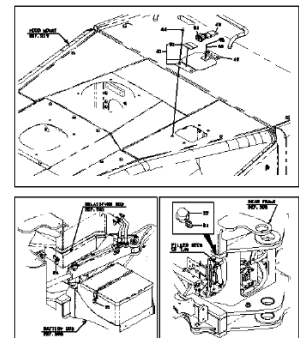
.....p.433

BUCKET(RV)



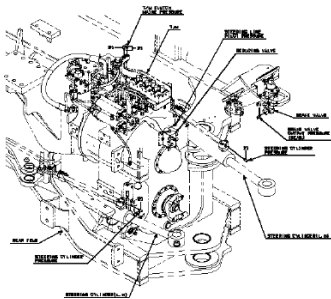
.....p.435

LOCK GROUP



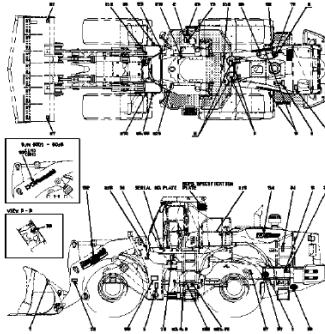
.....p.437

GAUGE MOUNT



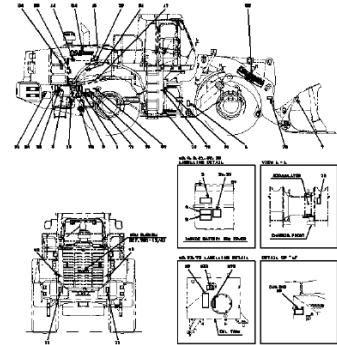
.....p.439

MARKING GROUP



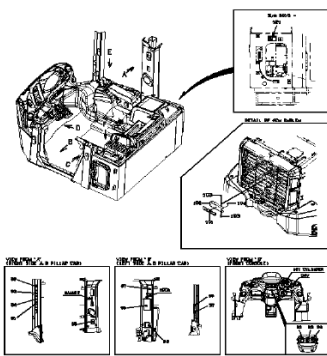
.....p.441

MARKING GROUP



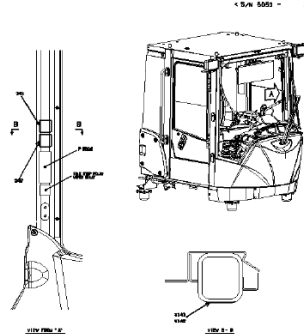
.....p.442

MARKING GROUP



.....p.443

MARKING GROUP



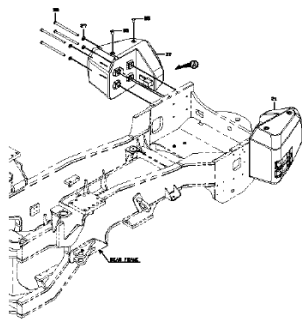
.....p.444

MARKING GROUP

FIGURE	ITEM	DESCRIPTION
1	1	MARKING LABEL (REAR)
2	2	MARKING LABEL (REAR) (RIGHT)
3	3	MARKING LABEL (REAR) (LEFT)
4	4	MARKING LABEL (REAR) (TOP)
5	5	MARKING LABEL (REAR) (BOTTOM)
6	6	MARKING LABEL (REAR) (SIDE)
7	7	MARKING LABEL (REAR) (SIDE)
8	8	MARKING LABEL (REAR) (SIDE)
9	9	MARKING LABEL (REAR) (SIDE)
10	10	MARKING LABEL (REAR) (SIDE)
11	11	MARKING LABEL (REAR) (SIDE)
12	12	MARKING LABEL (REAR) (SIDE)
13	13	MARKING LABEL (REAR) (SIDE)
14	14	MARKING LABEL (REAR) (SIDE)
15	15	MARKING LABEL (REAR) (SIDE)
16	16	MARKING LABEL (REAR) (SIDE)
17	17	MARKING LABEL (REAR) (SIDE)
18	18	MARKING LABEL (REAR) (SIDE)
19	19	MARKING LABEL (REAR) (SIDE)
20	20	MARKING LABEL (REAR) (SIDE)
21	21	MARKING LABEL (REAR) (SIDE)
22	22	MARKING LABEL (REAR) (SIDE)
23	23	MARKING LABEL (REAR) (SIDE)
24	24	MARKING LABEL (REAR) (SIDE)
25	25	MARKING LABEL (REAR) (SIDE)
26	26	MARKING LABEL (REAR) (SIDE)
27	27	MARKING LABEL (REAR) (SIDE)
28	28	MARKING LABEL (REAR) (SIDE)
29	29	MARKING LABEL (REAR) (SIDE)
30	30	MARKING LABEL (REAR) (SIDE)
31	31	MARKING LABEL (REAR) (SIDE)
32	32	MARKING LABEL (REAR) (SIDE)
33	33	MARKING LABEL (REAR) (SIDE)
34	34	MARKING LABEL (REAR) (SIDE)
35	35	MARKING LABEL (REAR) (SIDE)
36	36	MARKING LABEL (REAR) (SIDE)
37	37	MARKING LABEL (REAR) (SIDE)
38	38	MARKING LABEL (REAR) (SIDE)
39	39	MARKING LABEL (REAR) (SIDE)
40	40	MARKING LABEL (REAR) (SIDE)
41	41	MARKING LABEL (REAR) (SIDE)
42	42	MARKING LABEL (REAR) (SIDE)
43	43	MARKING LABEL (REAR) (SIDE)
44	44	MARKING LABEL (REAR) (SIDE)
45	45	MARKING LABEL (REAR) (SIDE)
46	46	MARKING LABEL (REAR) (SIDE)
47	47	MARKING LABEL (REAR) (SIDE)
48	48	MARKING LABEL (REAR) (SIDE)
49	49	MARKING LABEL (REAR) (SIDE)
50	50	MARKING LABEL (REAR) (SIDE)
51	51	MARKING LABEL (REAR) (SIDE)
52	52	MARKING LABEL (REAR) (SIDE)
53	53	MARKING LABEL (REAR) (SIDE)
54	54	MARKING LABEL (REAR) (SIDE)
55	55	MARKING LABEL (REAR) (SIDE)
56	56	MARKING LABEL (REAR) (SIDE)
57	57	MARKING LABEL (REAR) (SIDE)
58	58	MARKING LABEL (REAR) (SIDE)
59	59	MARKING LABEL (REAR) (SIDE)
60	60	MARKING LABEL (REAR) (SIDE)
61	61	MARKING LABEL (REAR) (SIDE)
62	62	MARKING LABEL (REAR) (SIDE)
63	63	MARKING LABEL (REAR) (SIDE)
64	64	MARKING LABEL (REAR) (SIDE)
65	65	MARKING LABEL (REAR) (SIDE)
66	66	MARKING LABEL (REAR) (SIDE)
67	67	MARKING LABEL (REAR) (SIDE)
68	68	MARKING LABEL (REAR) (SIDE)
69	69	MARKING LABEL (REAR) (SIDE)
70	70	MARKING LABEL (REAR) (SIDE)
71	71	MARKING LABEL (REAR) (SIDE)
72	72	MARKING LABEL (REAR) (SIDE)
73	73	MARKING LABEL (REAR) (SIDE)
74	74	MARKING LABEL (REAR) (SIDE)
75	75	MARKING LABEL (REAR) (SIDE)
76	76	MARKING LABEL (REAR) (SIDE)
77	77	MARKING LABEL (REAR) (SIDE)
78	78	MARKING LABEL (REAR) (SIDE)
79	79	MARKING LABEL (REAR) (SIDE)
80	80	MARKING LABEL (REAR) (SIDE)
81	81	MARKING LABEL (REAR) (SIDE)
82	82	MARKING LABEL (REAR) (SIDE)
83	83	MARKING LABEL (REAR) (SIDE)
84	84	MARKING LABEL (REAR) (SIDE)
85	85	MARKING LABEL (REAR) (SIDE)
86	86	MARKING LABEL (REAR) (SIDE)
87	87	MARKING LABEL (REAR) (SIDE)
88	88	MARKING LABEL (REAR) (SIDE)
89	89	MARKING LABEL (REAR) (SIDE)
90	90	MARKING LABEL (REAR) (SIDE)
91	91	MARKING LABEL (REAR) (SIDE)
92	92	MARKING LABEL (REAR) (SIDE)
93	93	MARKING LABEL (REAR) (SIDE)
94	94	MARKING LABEL (REAR) (SIDE)
95	95	MARKING LABEL (REAR) (SIDE)
96	96	MARKING LABEL (REAR) (SIDE)
97	97	MARKING LABEL (REAR) (SIDE)
98	98	MARKING LABEL (REAR) (SIDE)
99	99	MARKING LABEL (REAR) (SIDE)
100	100	MARKING LABEL (REAR) (SIDE)

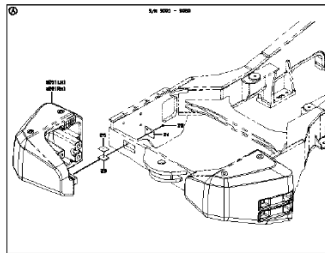
.....p.445

WEIGHT MOUNT (ADDITIONAL-TYPE)



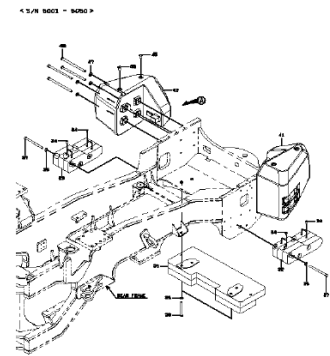
.....p.447

WEIGHT MOUNT (ADDITIONAL-TYPE)



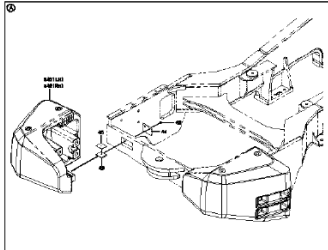
.....p.448

WEIGHT MOUNT (FOR LOG)



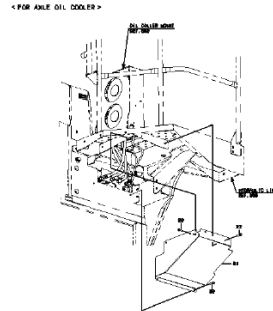
.....p.451

WEIGHT MOUNT(FOR LOG)



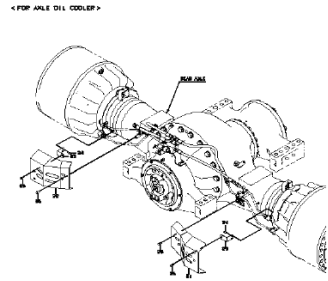
.....p.452

COVER MOUNT



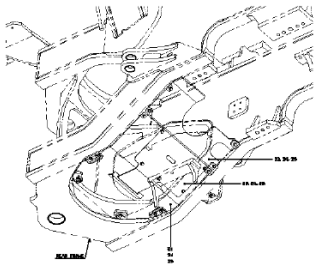
.....p.455

COVER MOUNT(AXLE)



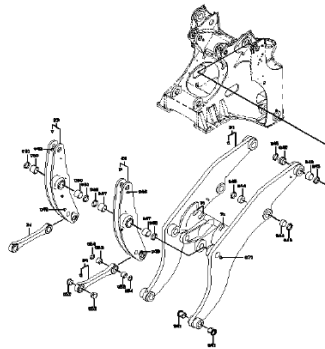
.....p.457

BELLY GUARD



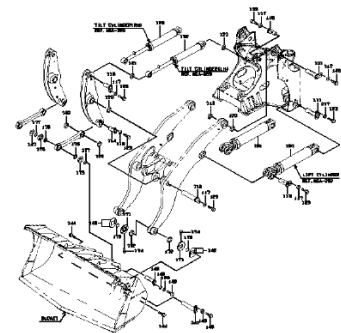
.....p.459

LIFT ARM(HIGH LIFT ARM SPEC.)



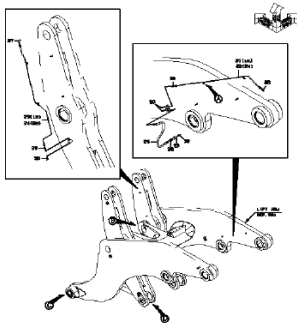
.....p.461

LIFT ARM(HIGH LIFT ARM SPEC.)



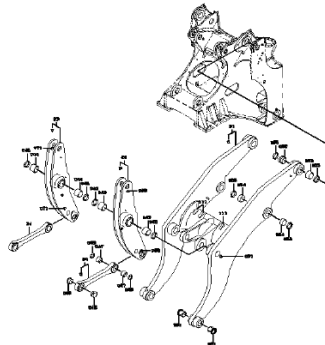
.....p.462

GREASE PIPING(HIGH LIFT ARM SPEC.)



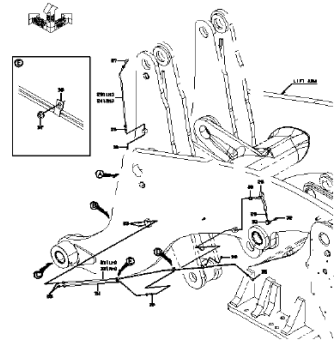
.....p.465

LIFT ARM GROUP(FOR SHORT BOOM)



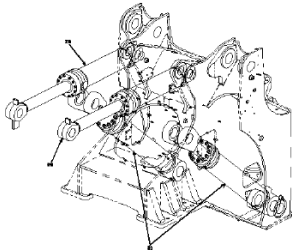
.....p.467

GREASE PIPING(FOR SHORT BOOM)



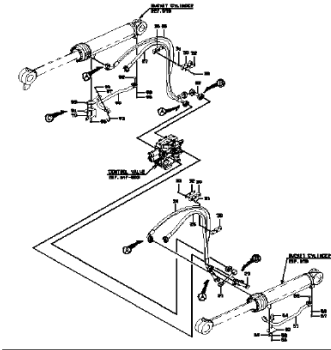
.....p.469

OIL CYLINDER MOUNT(FOR SHORT BOOM)



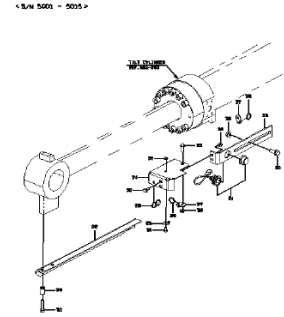
.....p.471

HYDRAULIC LINE /BUCKET(FOR SHORT BOOM)



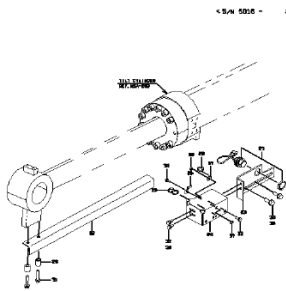
.....p.473

BUCKET POSITIONER GROUP(FOR SHORT BOOM)



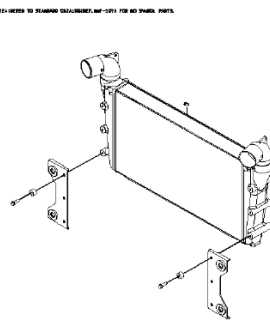
.....p.475

BUCKET POSITIONER GROUP(FOR SHORT BOOM)



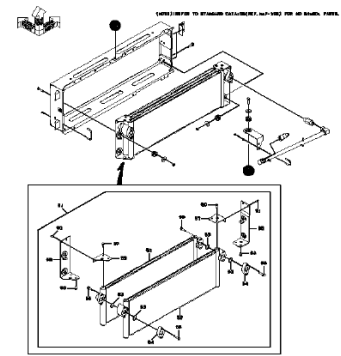
.....p.476

COOLING DEVICE



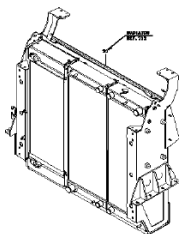
.....p.479

COOLING DEVICE



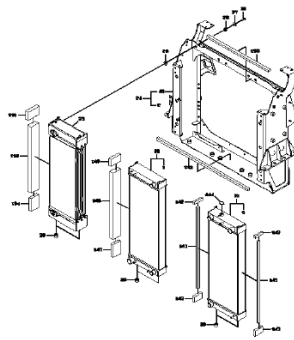
.....p.481

RADIATOR MOUNT (DUST-PROOF TYPE)



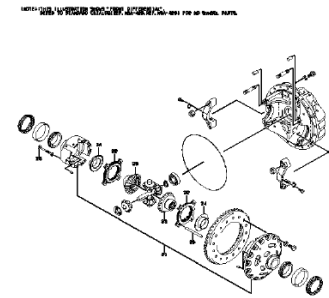
.....p.483

RADIATOR (DUST-PROOF TYPE)



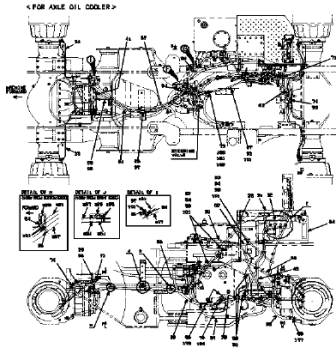
.....p.485

LIMITED SLIP DIFFERENTIAL MOUNT



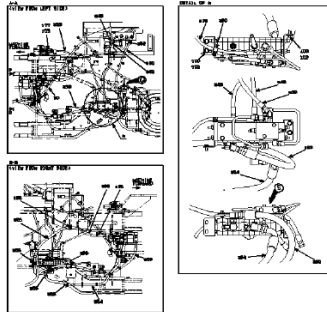
.....p.487

HYDRAULIC LINE (FOR AXLE OIL COOLER)



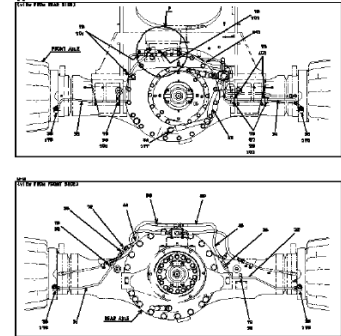
.....p.489

HYDRAULIC LINE (FOR AXLE OIL COOLER)



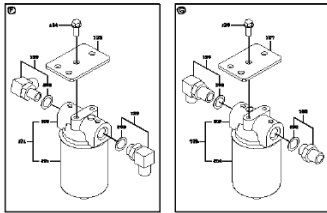
.....p.490

HYDRAULIC LINE (FOR AXLE OIL COOLER)



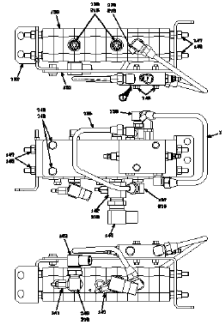
.....p.491

HYDRAULIC LINE (FOR AXLE OIL COOLER)



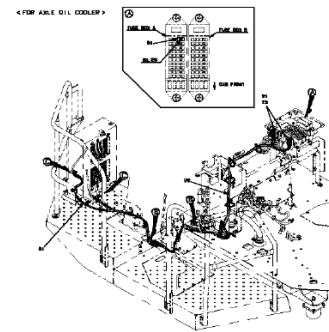
.....p.492

HYDRAULIC LINE (FOR AXLE OIL COOLER)



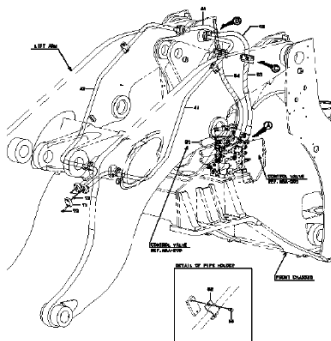
.....p.493

CABLE MOUNT (FOR AXLE OIL COOLER)



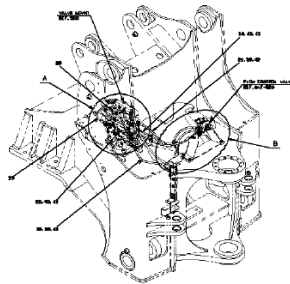
.....p.497

HYDRAULIC LINE – ATTACHMENT (FOR 3-WAY PIPING)



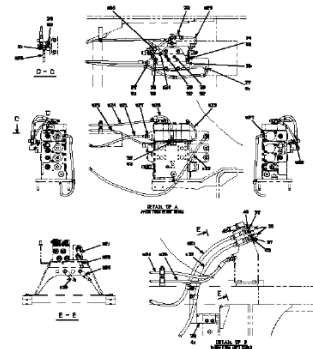
.....p.499

PILOT HYDRAULIC LINE (FOR 3-WAY PIPING)



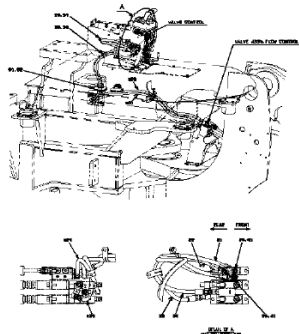
.....p.501

PILOT HYDRAULIC LINE (FOR 3-WAY PIPING)



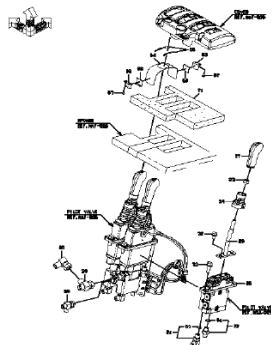
.....p.502

PILOT HYDRAULIC LINE (FOR 3-WAY PIPING)



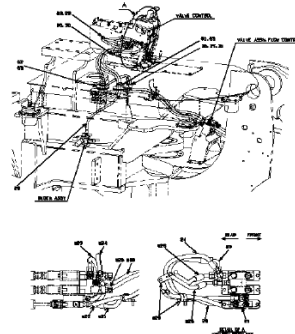
.....p.505

VALVE CONTROL GROUP (FOR 3-WAY PIPING)



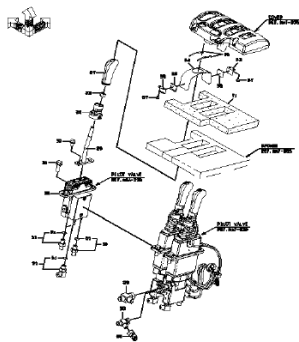
.....p.507

PILOT HYDRAULIC LINE (FOR 3-WAY PIPING)



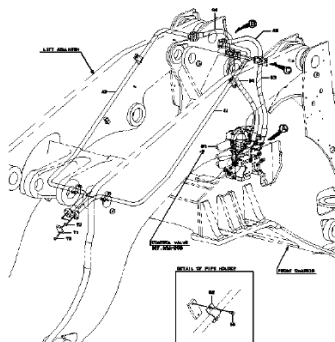
.....p.509

VALVE CONTROL GROUP (3-WAY PIPING)



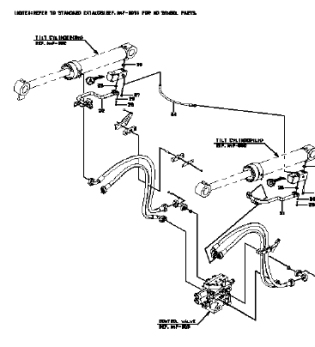
.....p.511

HYDRAULIC LINE - FRONT CHASSIS(FOR HIGH LIFT/3-WAY PIPING)



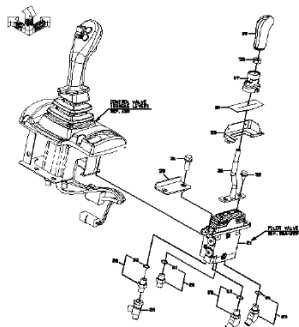
.....p.513

OIL PIPE MOUNT (3-WAY PIPING/FOR DUEL LEVER W/CUSHION DUMP)



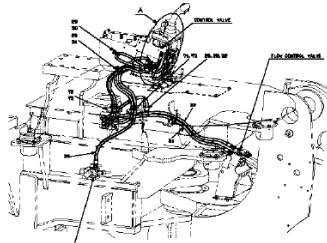
.....p.515

VALVE CONTROL GROUP (FOR SINGLE LEVER/3-WAY PIPING)



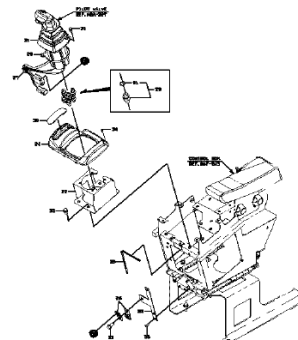
.....p.517

PILOT HYDRAULIC LINE (FOR SINGLE LEVER/3-WAY PIPING)



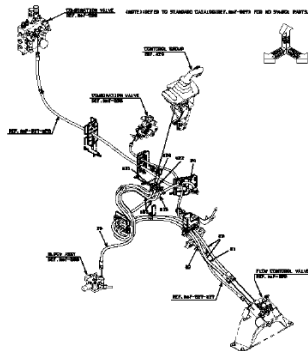
.....p.519

CONTROL GROUP (FOR SINGLE LEVER)



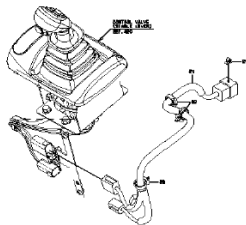
.....p.521

PILOT HYDRAULIC LINE (FOR SINGLE LEVER)



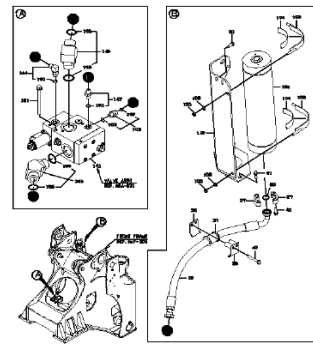
.....p.523

CABLE MOUNT (FOR SINGLE LEVER)



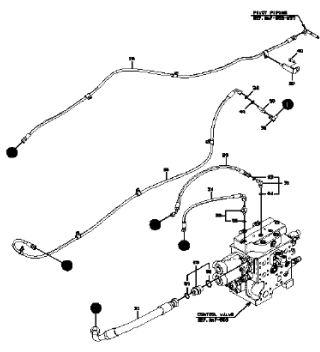
.....p.525

RIDE CONTROL - HYDRAULIC LINE



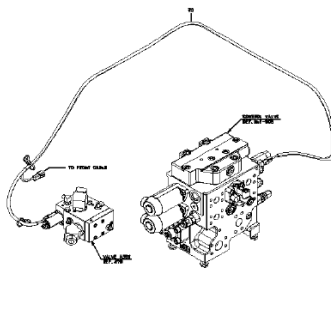
.....p.527

RIDE CONTROL - HYDRAULIC LINE



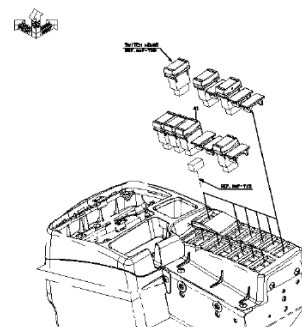
.....p.528

RIDE CONTROL - ELECTRICAL WIRING



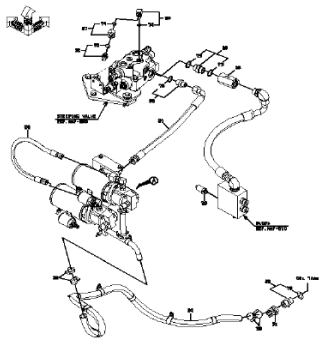
.....p.531

RIDE CONTROL - ELECTRICAL WIRING



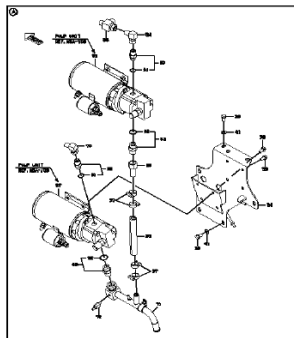
.....p.532

SECONDARY STEERING GROUP



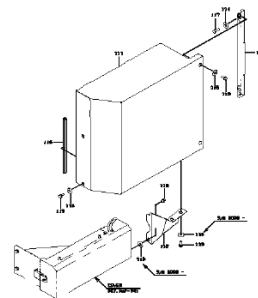
.....p.535

SECONDARY STEERING GROUP



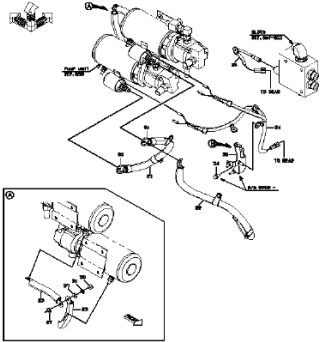
.....p.536

SECONDARY STEERING GROUP



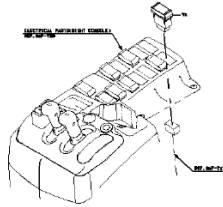
.....p.537

SECONDARY STEERING –
CABLE MOUNT



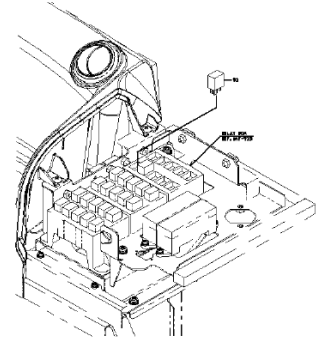
.....p.539

SECONDARY STEERING –
CABLE MOUNT



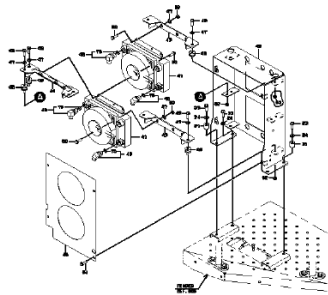
.....p.540

SECONDARY STEERING –
CABLE MOUNT



.....p.541

AXLE OIL COOLER MOUNT



.....p.543

MEMO

PARTS NAME INDEX

PARTS NAME INDEX

	PART NAME	PAGE		PART NAME	PAGE
A	ACCUMULATOR ASSY	362,402,529	C	CAR RADIO	182
	ADAPTER	6,14,30,36,55,175,197...		CARRIER	324
	ADAPTER,ELBOW	6,9,30,36,39,55,348,352...		CASE	39,55,304,544
	ADAPTER,ELBOW UNIO	9,30,36,55,354,356,359...		CASE ASSY	222,224,304
	ADAPTER,TEE	30,354,362,372,376,400...		CATCH	104,123,135,138,216,316...
	ADAPTER,TOOTH	436		CATCH ASSY	9,104,261
	ADAPTER,UNION	354,356,424,466,470		CATCH,DOOR	81
	AIR CONDITIONER UN	216,220		CHASSIS ASSY,FRONT	66
	ANGLE	386,477		CHASSIS ASSY,REAR	68
	ANTENNA	197		CIGARLIGHTER	304
	ARM	248		CLAMP	44,46,222,248,304
	ARM ASSY	156,248		CLAMP,CABLE	197,216,244,248,272,283...
	ARM ASSY,LIFT	431,463,468		CLAMP,HOSE	180,194,197,206,252,272...
	ARM,WIPER	170,172		CLEANER ASSY,AIR	42
	ARMREST	270,383		CLIP	42,81,156,161,165,175...
	ASHTRAY	210		CLUTCH ASSY	228,488
	AXLE ASSY,FRONT	58		COLLAR	20,170,486
AXLE ASSY,REAR	60	COMPRESSOR ASSY	226,228,248		
B	BAND	362,402,529	CONDENSER	230,232,283	
	BAND ASSY	34	CONNECTOR ASSY	280,364,404	
	BAND,HOSE	3,22,24,30,34,36,39,55...	CONTROLLER UNIT	304,316,330	
	BAND,HOSE-HIGH TOR	22,42,55,350,352	CONVERTER	327	
	BAR,ROUND	81,101	COOLER ASSY,AIR	220,222	
	BATTERY	292	COOLER ASSY,OIL	14,20	
	BEARING	248	COOLER,AIR	12,480	
	BEARING,BALL	248	COOLER,OIL	9,14,482,544	
	BEARING,SPHERICAL	66	CORE ASSY	222,232	
	BEARING,TAPER ROLL	66	COVER	17,42,66,75,81,107,114...	
	BELT	104,248	COVER ASSY	17,104,156,216,438	
	BELT,SEAT	244	COVER ASSY,SIDE	81	
	BELT,V	226	COVER KIT	107	
	BIT,SIDE	434,436	COVER,HEAD	496	
	BLADE,WIPER	170,172	COVER,INSULATION	44	
	BLOCK	3,22,36,348,354,388,396...	COVER,SIDE	254	
	BLOCK,SLIDE	246	CUSHION	20,486	
	BLOWER ASSY	220,224	CYLINDER	161,165	
	BOARD ASSY,FLOOR	250	CYLINDER ASSY,OIL	390,412,463,472	
	BOLT	3,17,26,32,60,62,66,71...	D	DAMPER ASSY	248
	BOLT ASSY	14,20,482,486		DECK	114
	BOLT SET	58,60		DOOR ASSY	156,161,165,222,224
	BOLT,FLANGED	3,6,9,12,14,17,22,24...		DRIVER,LOCK RING	64
	BOLT,JOINT	3,388	DUCT	46,216,218,240,254	
	BOLT,SOCKET	3,248,308,340,343,348...	E	EDGE	434,436
	BOLT,U	14,24,39,126,236,340...		EDGE,SIDE	434,436
	BOLT,W/WASHER	156,161,165,168,172,204...		EDGE,SPACE	436
	BOLT,WING	240		EDGE,WEAR	434
	BOOT	248,400		ELBOW	39,248,369
	BOSS	9,66,257,386,431,477,544		ELEMENT	6
	BOX	138,197,383		ELEMENT KIT,FILTER	39
	BOX,FUSE	316		ELEMENT,FILTER	39,42,55,388,396
	BOX,SWITCH	304		ENGINE	3
	BRACKET	3,6,14,17,32,34,55,81...		EVAPORATOR	222
	BRACKET ASSY	218	F	FAN	32,544
	BRACKET,LAMP	320,324		FAN ASSY	224
	BREATHER ASSY	26		FASTENER	156,201
BUCKET ASSY	434,436	FENDER		110,114,117,494	
BULB	190,192,194,320,322	FILLER ASSY,FUEL		26	
BUMPER	248	FILTER		26,220,240,428	
BUSHING	60,66,68,431,434,436...	FILTER ASSY,FUEL		39	
BUSHING,ELASTIC	3,9,14,22,26,34,39,55...	FILTER ASSY,LINE		55,495	
BUZZER	288,310	FILTER ASSY,OIL		6	
C	CAB ASSY	149,156		FILTER ASSY,RETURN	388
	CABLE	197,279,283,292,294,316...		FILTER ASSY,SUCTIO	388
	CABLE ASSY	180,206,272,279,283,286...		FILTER,CARTRIDGE	496
	CAMERA,TELEVISION	334		FITTING	248,416,440
	CAP	20,71,81,110,114,117...	FITTING,BUSHING	22	
	CAP ASSY	34	FITTING,ELBOW	36,236,400,424,428,466,470	
	CAP,ELASTIC	48	FITTING,NIPPLE	36,236,424,466,470	
	CAP,TERMINAL	280,292	FITTING,SOCKET	26	

PARTS NAME INDEX

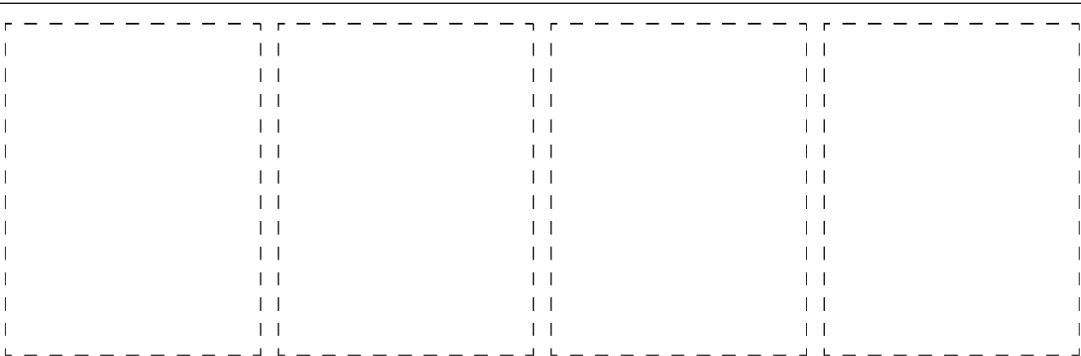
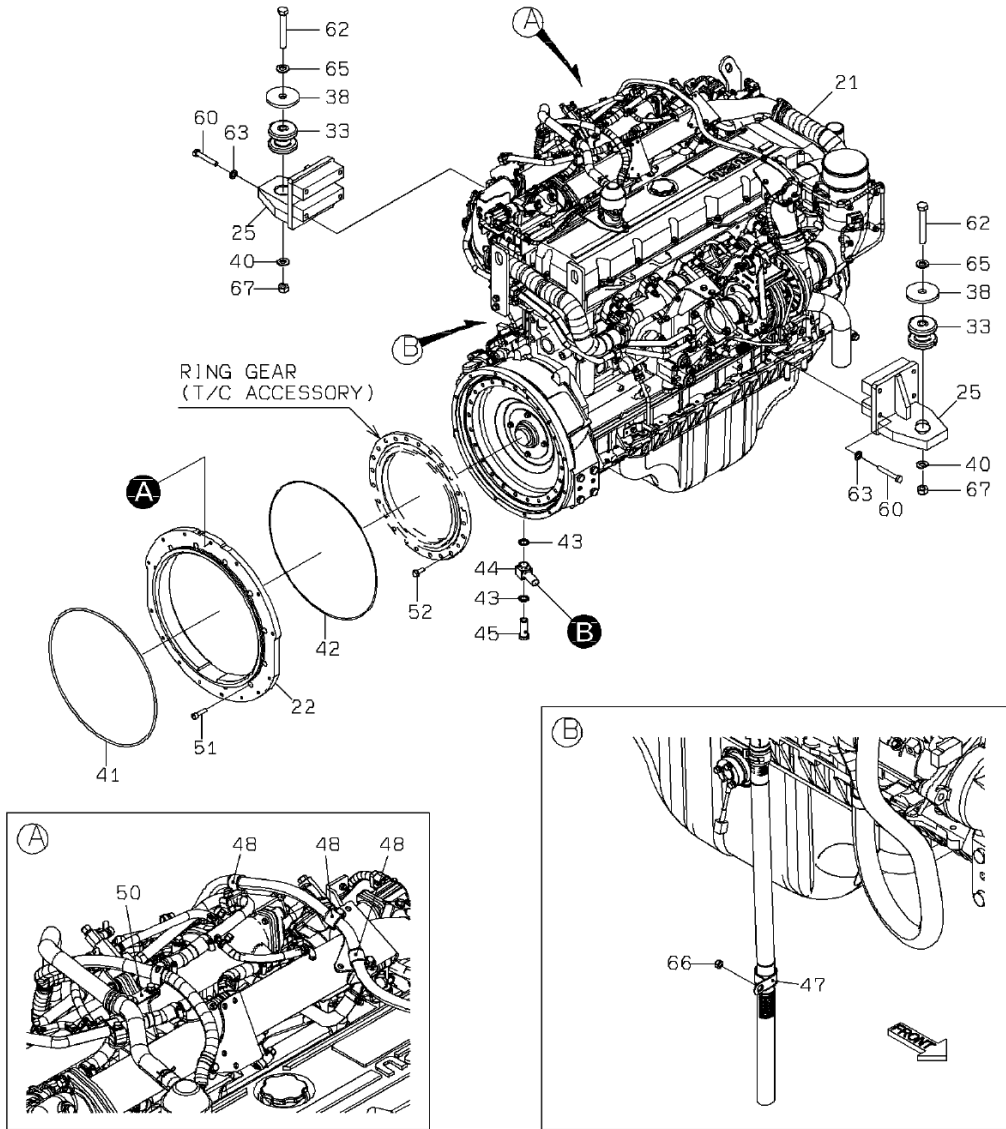
	PART NAME	PAGE		PART NAME	PAGE		
F	FITTING,TEE	236,410	M	MIRROR	187		
	FLANGE	14,32,400,482,500,514		MOTOR ASSY,WIPER	170,172		
	FLANGE,SPLIT	55,340,343,348,352,402...		MOTOR,OIL	32		
	FLARED FITTING	408,418,424,466,470,494...		MUFFLER ASSY	44		
	FLARED FITTING,ELB	60,408,418,424,466,470...		N	NIPPLE,GREASE	390,424,466,470	
	FLARED FITTING,TEE	418,494			NIPPLE,HOSE	9,14,22,30,36,39,236...	
	FLASHER UNIT	316			NOZZLE	175	
	FLOAT	388			NUT	3,30,32,34,44,123,135...	
	FRAME	20,75,104,322,486			NUT(UNIFY)	9,369,495	
	FRAME ASSY	20,486			NUT,CAP	42	
FUSE	316,498	NUT,FLANGED	3,6,9,22,26,30,34,36...				
G	GASKET	26,39,42,44,192,194,322...	NUT,SELF-LOCKING		9,14,24,39,89,93,101...		
	GAUGE,LEVEL	388	NUT,WING		42		
	GEAR,BEVEL	488	O		ORIFICE	34	
	GLASS	304		P	PACKING	20,60,175,222,224,418,486	
	GLASS,WINDOW	156,161			PACKING,U	400	
	GRILLE	184			PANEL ASSY,INSTRUM	304	
	GROMMET	39,156,161,165,175,304...			PEDAL ASSY,ACCEL	308	
	GUARD ASSY,RADIATO	78			PIN	140,142,187,390,431,463...	
	H	HAMMER			156	PIN,CENTER	66
		HANDLE			14,161	PIN,HEAD	60,101,114,257,264
HANDLE ASSY		161,165			PIN,SNAP	140	
HANDRAIL		81,126,128,156,161,165,257			PIN,SPLIT	81,101,104,114,138,165...	
HARNESS		220,246,248	PIN,SPRING		140,261		
HEAD ASSY		39	PIPE	22,39,238,261,304,340...			
HINGE		14,75,81,104,114,135...	PIPE ASSY,EXHAUST	44			
HOLDER		81,101,161,165,204,232...	PIPE ASSY,FLARED	408,416,418,424,466,470...			
HOLDER,HOSE		22,34,236,354	PIPE,AIR	24			
HOLDER,PIPE		3,6,22,26,30,34,36,39...	PIPE,ELBOW	22,39,236			
HOLDER,SPRING		261,279	PIPE,EXHAUST	44			
HOOK		156	PIPE,OIL	14,55,340,343,348,350...			
HORN		290	PLATE	3,9,12,14,17,24,26,32...			
HOSE		39,44,238	PLATE ASSY	17,89,304,316			
HOSE,AIR		24,42,359	PLATE,ELASTIC	93,110,117			
HOSE,COOLER		236,238	PLATE,LOCK	156			
HOSE,HEAT RESISTIN		3,22,30,34,36,55,81,350...	PLATE,NAME	446			
HOSE,HIGH PRESSURE		6,30,55,340,343,348,352...	PLATE,WEAR	434,436			
HOSE,WATER		22,236,238	PLUG	22,26,36,39,55,201,206...			
HOUSING		248,400	PLUG,ELASTIC	244,327			
HOUSING ASSY		248,488	PLUG,MAGNET	26,388			
HUB		228	POPPET	400			
I		INDICATOR,FILTER	55	PRECLEANER	46		
		INDICATOR,THERMO	496	PRECLEANER ASSY	46		
		INSULATOR	86	PROPELLER SHAFT AS	62		
J		JOINT,BALL	264	PROPELLERSHAFT ASS	62		
	JOINT,EYE	3	PROPELLERSHAFT ASS	62			
K	KEY,STARTER	304	PULLEY	226			
	KNOB	161,165,216,248,257,261...	PUMP ASSY	178			
L	LABEL	446	PUMP ASSY,OIL	336			
	LABEL KIT	446	PUMP UNIT	495,538			
	LABEL,ENGLISH	446	R	RADIATOR	486,544		
	LABEL,LUBRICATION	446		RADIATOR ASSY	17,20,484,486		
	LABEL,WARNING	446		RECEIVER UNIT	232		
	LADDER	123		RELAY	220,224,283,286,308,310...		
	LAMP	190		RELAY,BATTERY	316		
	LAMP,COMBINATION	320,324		REPAIR KIT	51		
	LAMP,HEAD	192,194,320,322		RESISTOR	283,316		
	LATCH ASSY	75,114		RETAINER	244,248		
	LENS	190,192,194,320,322,324		RIM	64,194		
	LEVER	222,224,261,270,380,508...		RING	3,39,60,64,66,101,431,463		
	LEVER ASSY	300,431,463,468	RING,LOCK	64			
	LEVER ASSY,CONTROL	222	RING,O	3,6,9,14,26,30,36,39...			
	LINK	161,165,248	RING,SIDE	64			
	LINK,BUCKET	431,463,468	RING,SNAP	9,60,75,228			
	LOCK	75,81,156,161,165,438	RING,WEAR	60			
	LOCK ASSY,DOOR	161,165	ROD	9,161,165,248,257,292,380			
	LOUVER	210,216	ROOF	84,156			
	M	MAT	380,508,512	ROPS	208		
		MAT,FLOOR	149	ROTOR ASSY	228		

PARTS NAME INDEX

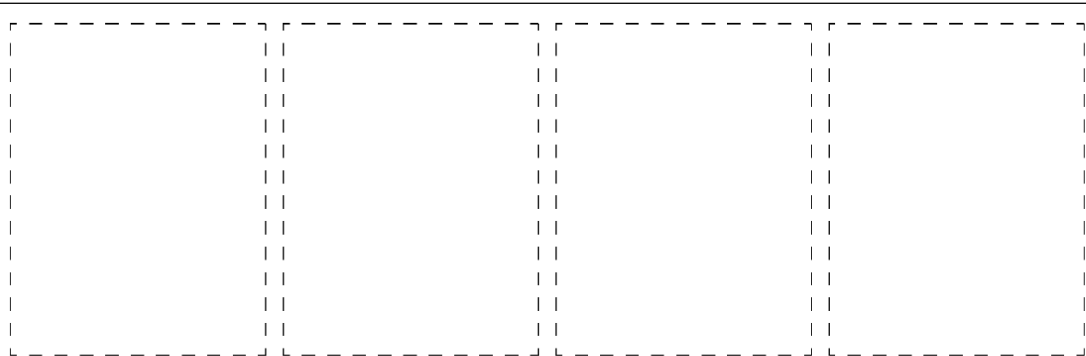
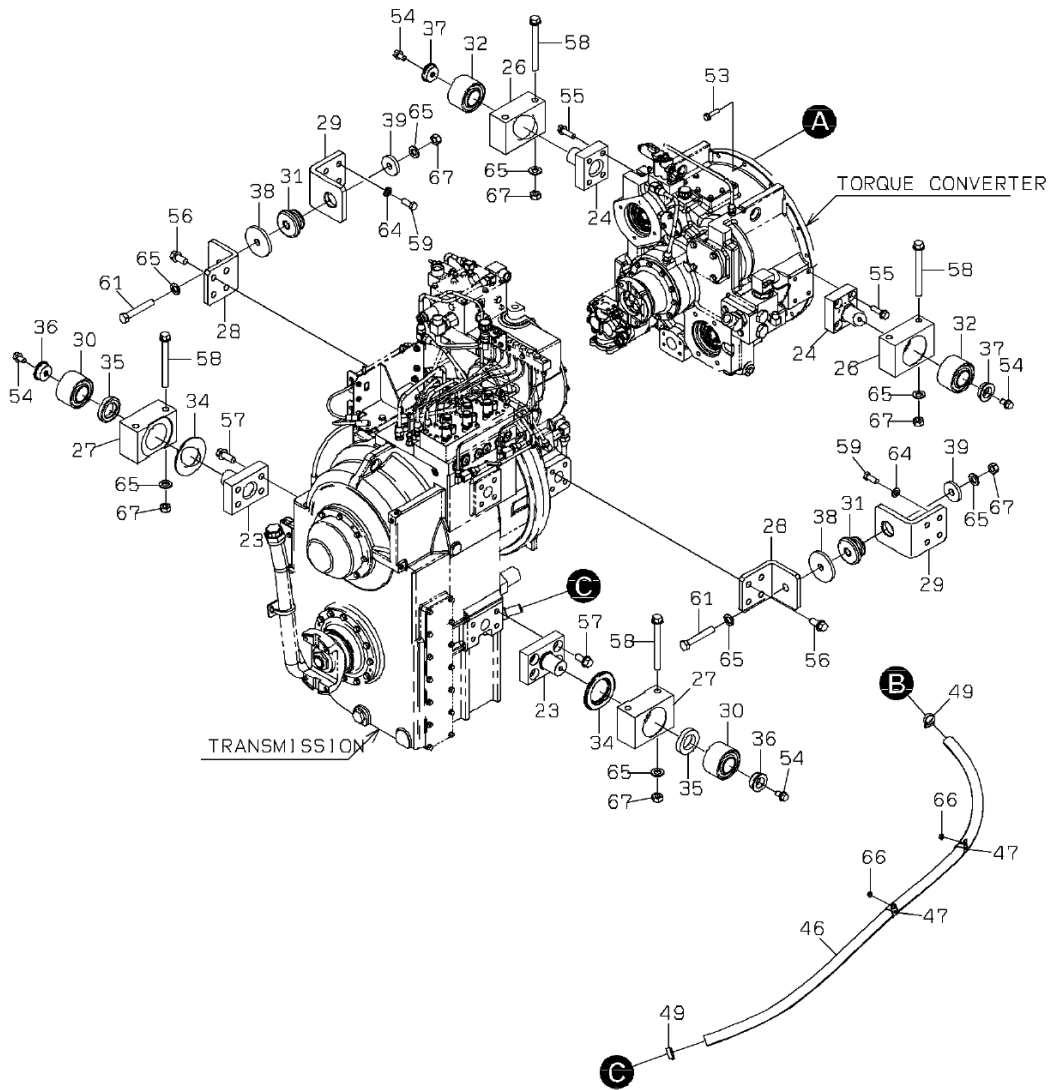
	PART NAME	PAGE		PART NAME	PAGE
R	RUBBER	518	T	TUBE KIT	222
	RUBBER,CUSHION	81,114,131,156,161,165...		TUBE,CONDUIT	39,197,261
S	SASH ASSY	161,165	TUBE,NYLON	26,408,416	
	SCREW	9,75,110,114,117,123...	TUBE,SPIRAL	272,354,495,500,514	
	SCREW,BLEED	336,350,416,495,538	TUBE,VINYL	34,175	
	SCREW,TAPPING	192,194,204,210,216,220...	V	VALVE	64,222,248,264,400
	SEAL KIT	396,428,516		VALVE ASSY	356,372,396,428,529
	SEAL,DUST	66,400,431,463,468		VALVE ASSY,BRAKE	406
	SEAT ASSY	244,246		VALVE ASSY,BREATHE	388
	SEAT BACK	246		VALVE ASSY,CONTROL	396,500,514
	SEAT CUSHION	246		VALVE ASSY,FLOW CO	369
	SENSOR	218,297		VALVE ASSY,MULTIPL	338
	SENSOR,FUEL LEVEL	26		VALVE ASSY,SOLENOI	428
	SENSOR,OIL LEVEL	388		VALVE ASSY,STEERIN	392
	SENSOR,POSITION	300		VALVE UNIT	64
	SENSOR,PRESSURE	42,316,348,369,396,408...		VALVE,CHECK	175,354,356,396,428,495...
	SENSOR,TEMPERATURE	297,332,388		VALVE,FLOW CONTROL	496,516
	SERVO ASSY	222,224		VALVE,PILOT	261,380,508,512,518,522
	SHAFT	60,224,226,248		VALVE,PRIORITY	356
	SHEET,RUBBER	34,89,93,117,123,267...		VALVE,REDUCING	396,428,496
	SHIM	9,66,71,257,431,449,453...		VALVE,UNLOADER	426
	SHOCK ABSORBER	248		VALVE,VACUATOR	42
	SLEEVE	3,9,32,75,101,388	VISOR,SUN	156	
	SLEEVE,FITTING	408,416	W	WASHER	20,194,210,216,228,240...
	SLIDE ASSY	246,383		WASHER,CONICAL SPR	44,66,383
	SOCKET ASSY	327		WASHER,LOCK	246,248,434,436
	SOLENOID	396,428		WASHER,PLANE	3,9,14,17,24,34,39,44...
	SPACER	3,6,12,17,30,44,75,114...		WASHER,SEAL	3,26,55,388
	SPEAKER	184		WASHER,SPHERICAL	336
	SPONGE	17,46,78,84,89,93,104...		WASHER,SPRING	26,66,75,114,123,135...
	SPOOL	400		WEIGHT	71,449,453
	SPRING	101,146,165,248,388,400		WHEEL,DISC	64
	SPRING,GAS	156,257		WINDOW WASHER ASSY	178
	STAND	212	WRENCH,FILTER	6	
	STAND,SEAT	242			
	STATOR ASSY	228			
	STAY	187			
	STAY ASSY	104			
	STEP	123			
	STOPPER	66,68,75,104,149,257...			
	STRIKER	156			
	STRIP, SEAL	9,17,75,84,89,93,97,123...			
	SUPPORT,AXLE	60			
	SUSPENSION ASSY	246,248			
	SWITCH	190,257,304,312,533,542			
	SWITCH ASSY,STARTE	304			
	SWITCH,BATTERY	294			
	SWITCH,COMBINATION	308			
	SWITCH,LIMIT	308			
SWITCH,MICRO	257				
SWITCH,PRESSURE	418,538				
SWITCH,PROXIMITY	386,477				
SWITCH,PUSH	312				
SWITCH,WIPER	308				
T	TANK	232			
	TANK,FUEL	26			
	TANK,OIL	388			
	TANK,WATER	34			
	THERMO UNIT	224			
	THERMOSTAT	222			
	TIRE ASSY,TUBELESS	64			
	TOOTH	436			
	TORQR CONVERTER A	51			
	TRANSISTOR	224			
	TRANSMISSION ASSY	51			
	TRAY	216			
	TUBE	232,248,388			
	TUBE FITTING	26			
	TUBE FITTING,ELBOW	408,416			

MEMO

ENGINE SUPPORT



ENGINE SUPPORT



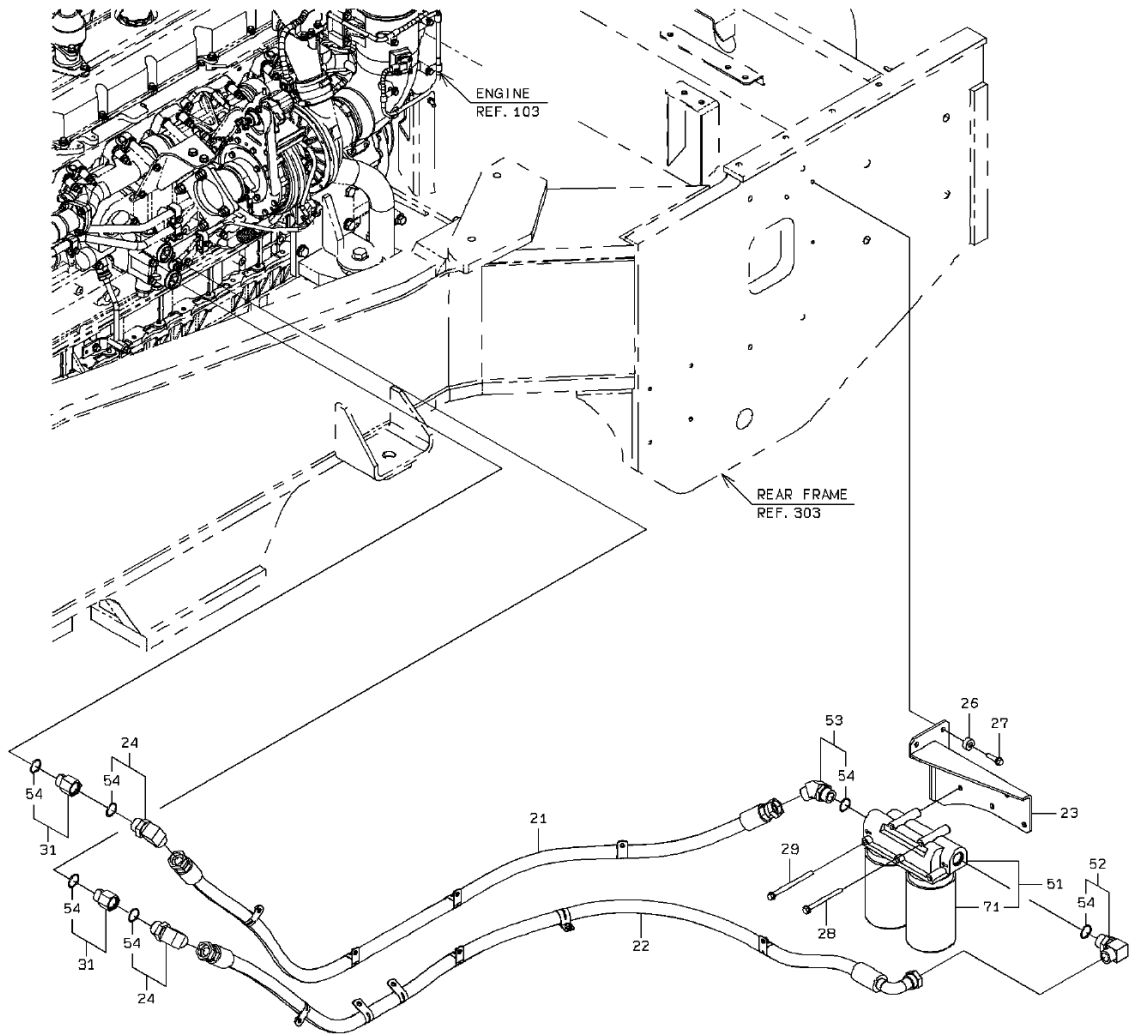
2-A

ENGINE SUPPORT

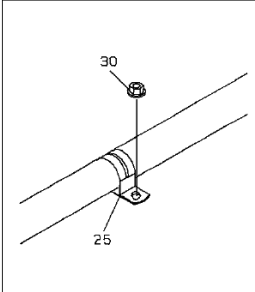
SYM-BOL	PART NUMBER	PART NAME	UNIT Q,TY	SERIAL		REMARKS						
				(A)	(B)	N	P	D	(A)	(B)	(C)	(D)
21A	31003-63200	ENGINE	1	5001	- 5013							
21B	31003-63330	ENGINE	1	5014	-		C					
22A	35700-22690	SPACER	1	5001	-							
23A	40902-39400	BRACKET	2	5001	-							
24A	40901-58460	BRACKET	2	5001	-							
25A	40903-21620	BRACKET	2	5001	-							
26A	41410-33400	BLOCK	2	5001	-							
27A	41410-35210	BLOCK	2	5001	-							
28A	41750-29020	PLATE	2	5001	-							
29A	41750-29030	PLATE	2	5001	-							
30A	40850-20660	BUSHING,ELASTIC	2	5001	-							
31A	40850-20160	BUSHING,ELASTIC	2	5001	-							
32A	40850-20140	BUSHING,ELASTIC	2	5001	-							
33A	40850-60050	BUSHING,ELASTIC	2	5001	-							
34A	45200-20660	RING	2	5001	-							
35A	45200-28000	RING	2	5001	-							
36A	35750-24220	SLEEVE	2	5001	-							
37A	35750-20380	SLEEVE	2	5001	-							
38A	46011-20250	WASHER,PLANE	4	5001	-							
39A	46011-20330	WASHER,PLANE	2	5001	-							
40A	46011-21220	WASHER,PLANE	2	5001	-							
41A	47131-21510	RING,O	1	5001	-							
42A	47131-21950	RING,O	1	5001	-							
43A	88111-12490	WASHER,SEAL	2	5001	-							
44A	34946-20230	JOINT,EYE	1	5001	-							
45A	43953-20300	BOLT,JOINT	1	5001	-							
46A	67040-25000	HOSE,HEAT RESISTING LP	2 M	5001	-						L=1700	
47A	43573-20540	HOLDER,PIPE	3	5001	-						D=35	
48A	43573-20360	HOLDER,PIPE	3	5001	-						D=20	
49A	69002-03800-7	BAND,HOSE	2	5001	-							
50A	41754-23910	PLATE	1	5001	-							
51A	61101-12045	BOLT,SOCKET	12	5001	-							
52A	61802-12030	BOLT,FLANGED	24	5001	-							
53A	61802-12045	BOLT,FLANGED	15	5001	-							
54A	61802-16025	BOLT,FLANGED	4	5001	-							
55A	61802-16050	BOLT,FLANGED	8	5001	-							
56A	61802-20040	BOLT,FLANGED	8	5001	-							
57A	61802-20045	BOLT,FLANGED	8	5001	-							
58A	61802-20195	BOLT,FLANGED	8	5001	-							
59A	61033-16040	BOLT	8	5001	-							
60A	61033-14090	BOLT	8	5001	-							
61A	61033-20125	BOLT	2	5001	-							
62A	61033-20140	BOLT	2	5001	-							
63A	62710-18141	WASHER,PLANE	8	5001	-							
64A	62710-18161	WASHER,PLANE	8	5001	-							
65A	62710-18201	WASHER,PLANE	14	5001	-							
66A	62480-21081	NUT,FLANGED	3	5001	-							
67A	62401-81201	NUT	12	5001	-							

MEMO

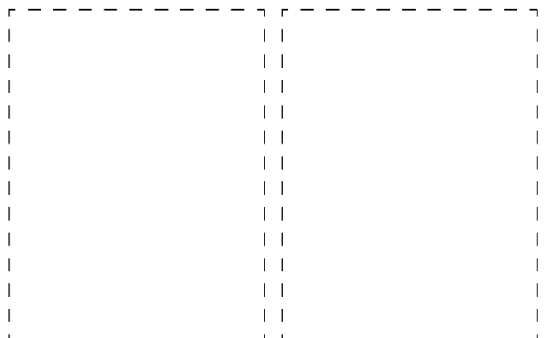
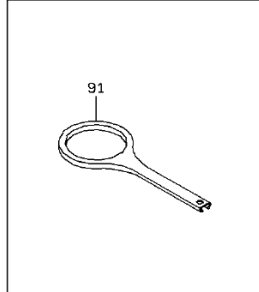
FILTER MOUNT



DETAIL OF PIPE HOLDER



WRENCH, FILTER

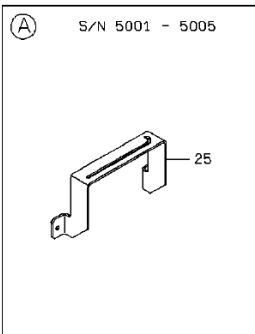
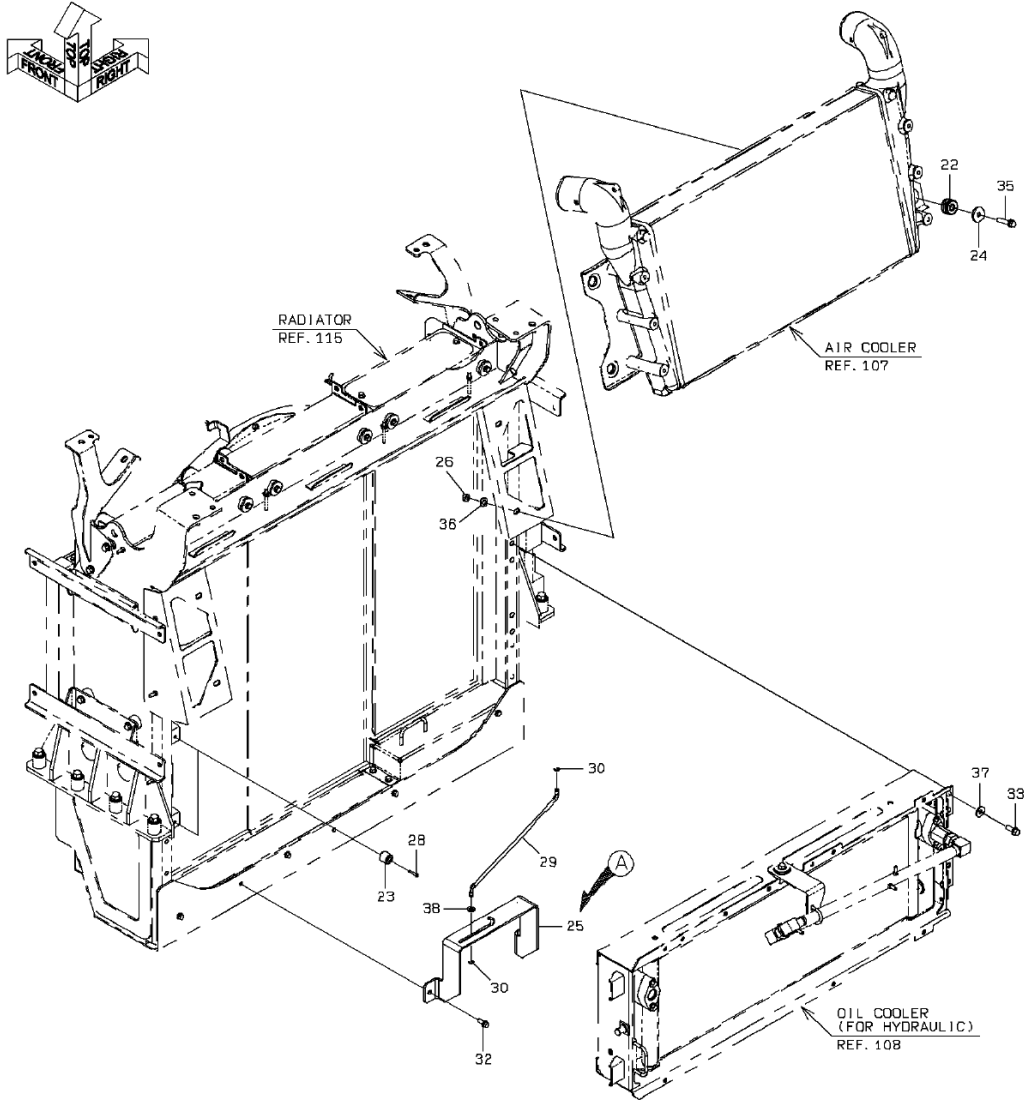


1-B

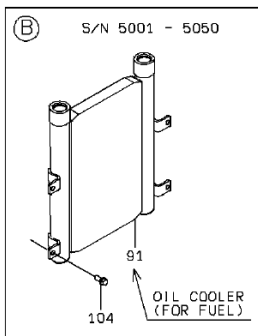
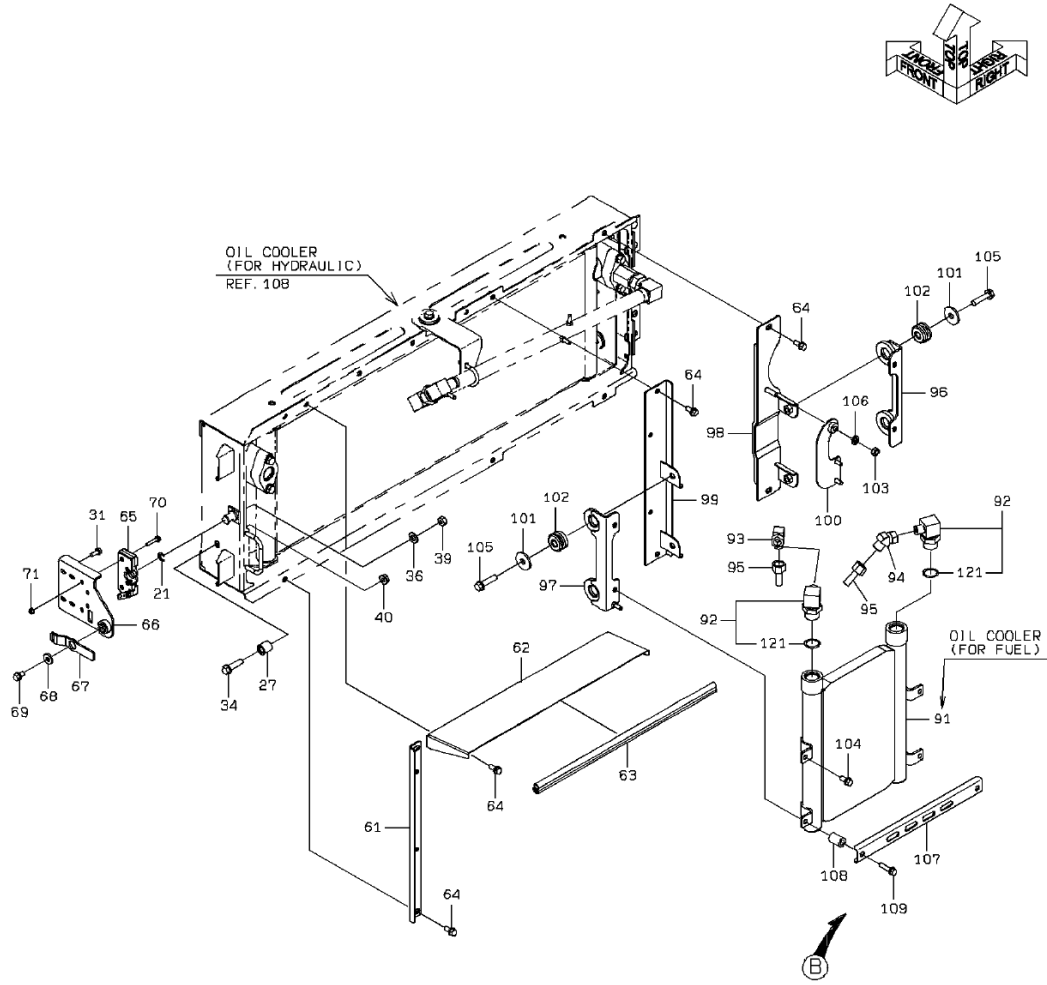
FILTER MOUNT

SYM-BOL	PART NUMBER	PART NAME	UNIT Q,TY	SERIAL (A) - (B)	REMARKS						
					N	P	D	(A)	(B)	(C)	(D)
21A	68255-60209	HOSE,HIGH PRESSURE	1	5001 -							
22A	68235-60233	HOSE,HIGH PRESSURE	1	5001 -							
23A	40903-25100	BRACKET	1	5001 -							
24A	88241-07116	ADAPTER,ELBOW	2	5001 -				Y01			
25A	87020-31000	HOLDER,PIPE	10	5001 -							
26A	35700-20520	SPACER	3	5001 -							
27A	61802-10035	BOLT,FLANGED	3	5001 -							
28A	61802-10110	BOLT,FLANGED	2	5001 -							
29A	61802-10135	BOLT,FLANGED	3	5001 -							
30A	62480-21081	NUT,FLANGED	10	5001 -							
53A	88241-07216	ADAPTER,ELBOW	1	5001 -				Y01			
31A	30230-21890	ADAPTER	2	5001 -				Y01			
51A	50101-04870	FILTER ASSY,OIL	1	5001 -					Y02		YZ1132010192
52A	88241-07116	ADAPTER,ELBOW	1	5001 -				Y01			
91A	49724-20040	WRENCH,FILTER	1	5001 -							
54A	65210-12029	RING,O	1	5001 -				01			
71A	50101-04650	ELEMENT	2	5001 -					02		YZ1132402322

COOLING UNIT MOUNT



COOLING UNIT MOUNT



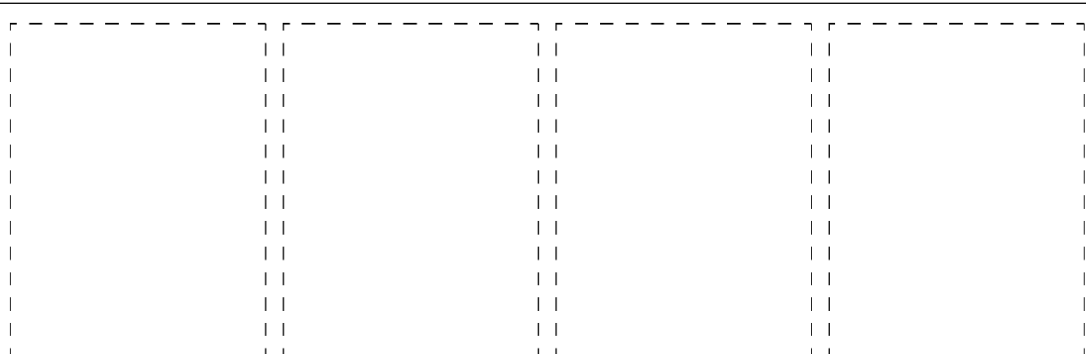
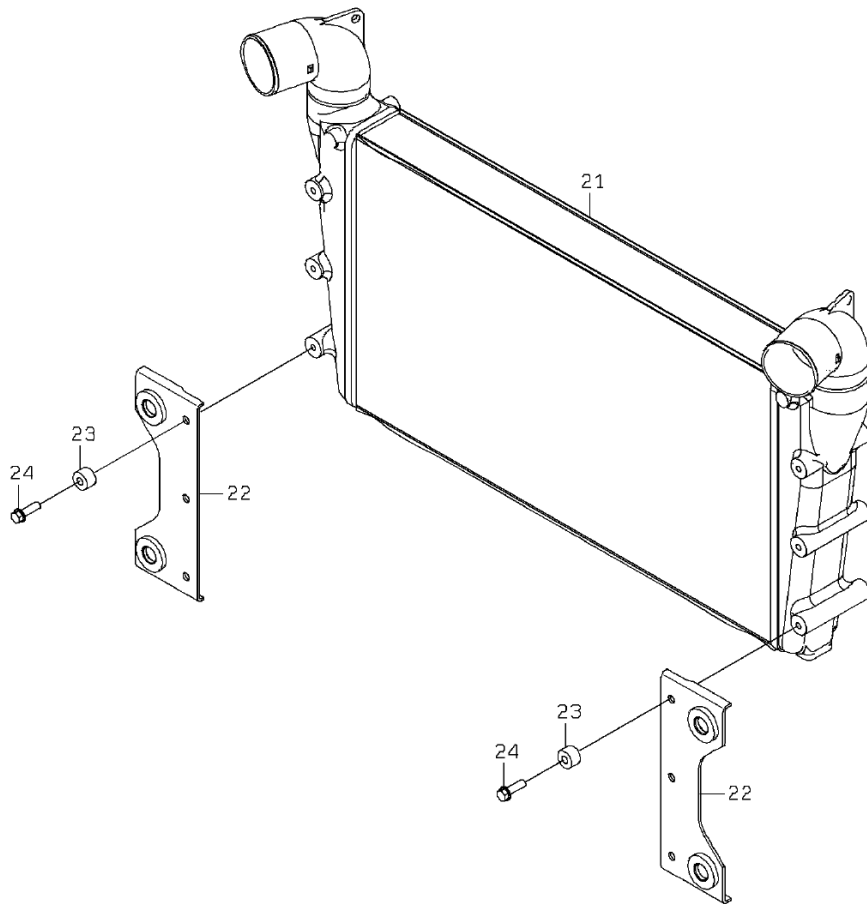
2-B

COOLING UNIT MOUNT

SYM-BOL	PART NUMBER	PART NAME	UNIT Q,TY	SERIAL		REMARKS						
				(A)	(B)	N	P	D	(A)	(B)	(C)	(D)
21A	34200-28400	SHIM	1	5001	-							T=1.6
22A	40850-20060	BUSHING,ELASTIC	4	5001	-							
23A	40850-70010	BUSHING,ELASTIC	2	5001	-							
24A	41615-22330	PLATE	4	5001	-							
25A	41717-52200	PLATE	1	5001	-	5005						(41715-59150)
25B	41717-55100	PLATE	1	5006	-				C			
26A	88031-06121	NUT,SELF-LOCKING	4	5001	-							
27A	35750-25040	SLEEVE	1	5001	-							
28A	62256-51530	SCREW	2	5001	-							
29A	45870-30200	ROD	1	5001	-							
30A	63813-00008	RING,SNAP	2	5001	-							
31A	61802-08020	BOLT,FLANGED	4	5001	-							
32A	61802-10025	BOLT,FLANGED	2	5001	-							
33A	61802-12030	BOLT,FLANGED	4	5001	-							
34A	61802-12045	BOLT,FLANGED	1	5001	-							
35A	61802-12055	BOLT,FLANGED	4	5001	-							
36A	62710-18121	WASHER,PLANE	5	5001	-							
37A	46011-20200	WASHER,PLANE	4	5001	-							
38A	62701-40101	WASHER,PLANE	1	5001	-							
39A	62421-81074	NUT(UNIFY)	1	5001	-							
40A	62480-21121	NUT,FLANGED	1	5001	-							
61A	41754-36440	PLATE	1	5001	-							
62A	41717-29690	PLATE	1	5001	-							
63A	34041-20070	STRIP, SEAL	1	5001	-							L=600
64A	61802-10020	BOLT,FLANGED	10	5001	-							
65A	32151-70120	CATCH ASSY	1	5001	-							
66A	41754-36990	PLATE	1	5001	-							
67A	41710-51040	PLATE	1	5001	-							
68A	46011-20190	WASHER,PLANE	1	5001	-							
69A	61802-10016	BOLT,FLANGED	1	5001	-							
70A	61802-06035	BOLT,FLANGED	4	5001	-							
71A	62480-21061	NUT,FLANGED	4	5001	-							
94A	30242-20650	ADAPTER,ELBOW UNION	1	5001	-							
91A	32816-60650	COOLER,OIL	1	5001	-							
92A	30241-22460	ADAPTER,ELBOW	2	5001	-				Y01			FR FUEL
93A	30242-20220	ADAPTER,ELBOW UNION	1	5001	-							
95A	88511-03080	NIPPLE,HOSE	2	5001	-							
96A	41754-38350	PLATE	1	5001	-							
97A	41754-38360	PLATE	1	5001	-							
98A	41754-36420	PLATE	1	5001	-							
99A	41754-36430	PLATE	1	5001	-							
100A	41753-58280	PLATE	1	5001	-							
101A	41615-22330	PLATE	4	5001	-							
102A	40850-20060	BUSHING,ELASTIC	4	5001	-							
103A	88031-06101	NUT,SELF-LOCKING	1	5001	-							
104A	61802-10020	BOLT,FLANGED	4	5001	-	5050						
104B	61802-10020	BOLT,FLANGED	2	5051	-							
105A	61802-12050	BOLT,FLANGED	4	5001	-							
106A	62710-18101	WASHER,PLANE	1	5001	-							
107A	41719-33210	PLATE	1	5051	-							
108A	43780-37490	BOSS	2	5051	-							
109A	61802-10050	BOLT,FLANGED	2	5051	-							
121A	65210-12029	RING,O	1	5001	-				01			

MEMO

COOLING DEVICE

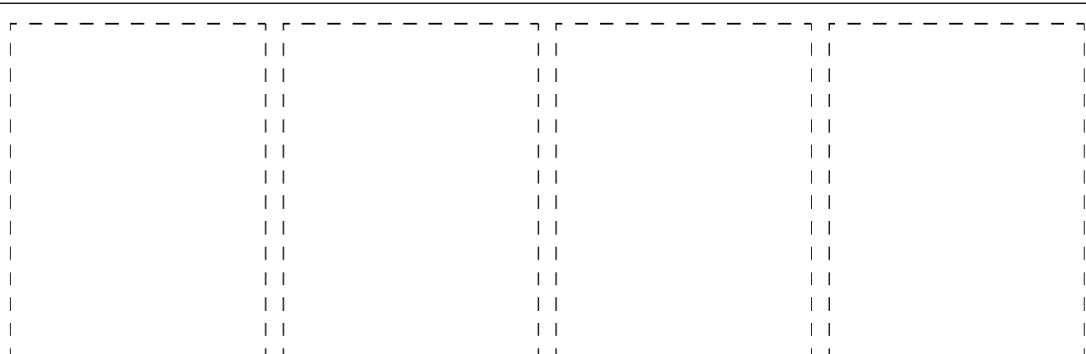
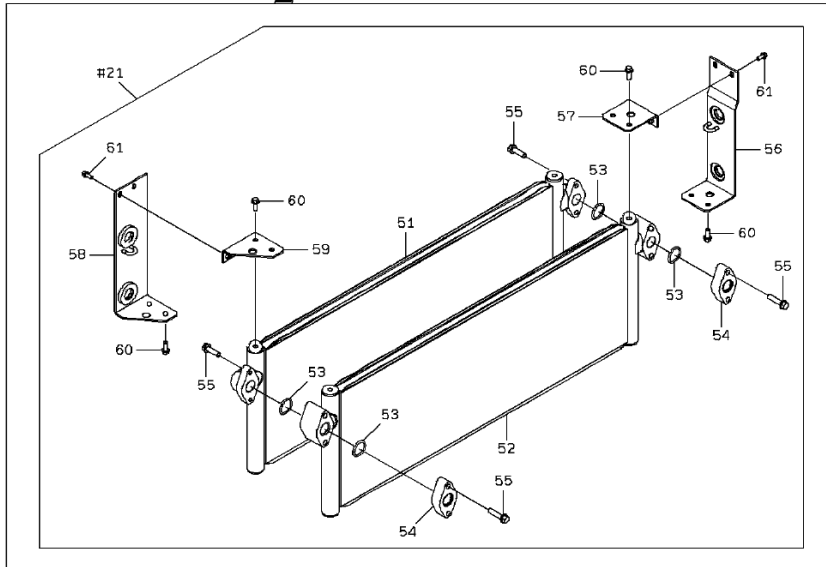
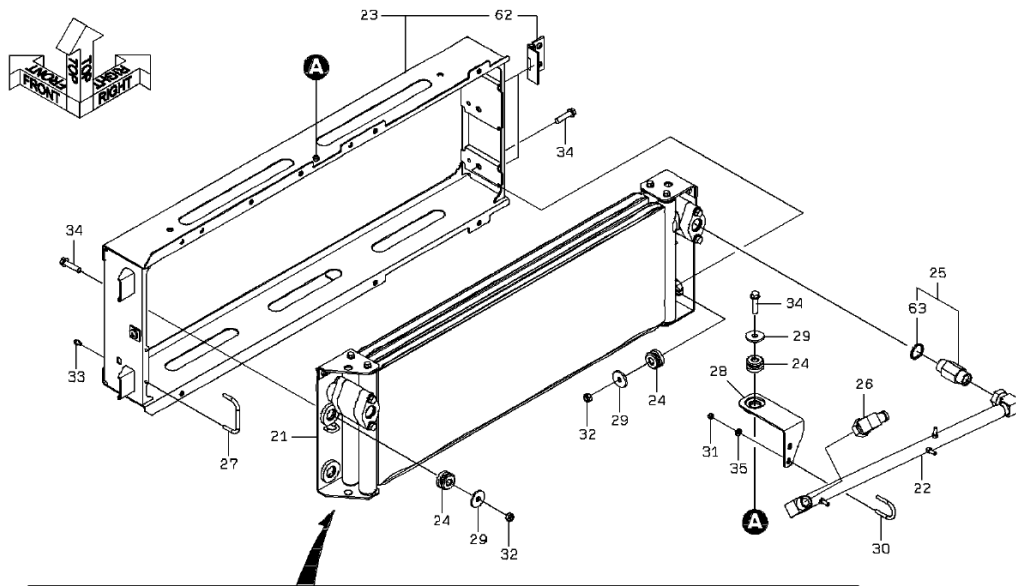


1-A

COOLING DEVICE

SYM- BOL	PART NUMBER	PART NAME	UNIT Q,TY	SERIAL (A) - (B)	REMARKS				REMARKS
					N	P	D	(A) (B) (C) (D)	
21A	32815-60250	COOLER,AIR	1	5001 -					
22A	41753-42640	PLATE	2	5001 -					
23A	35700-21050	SPACER	6	5001 -					
24A	61802-12040	BOLT,FLANGED	6	5001 -					

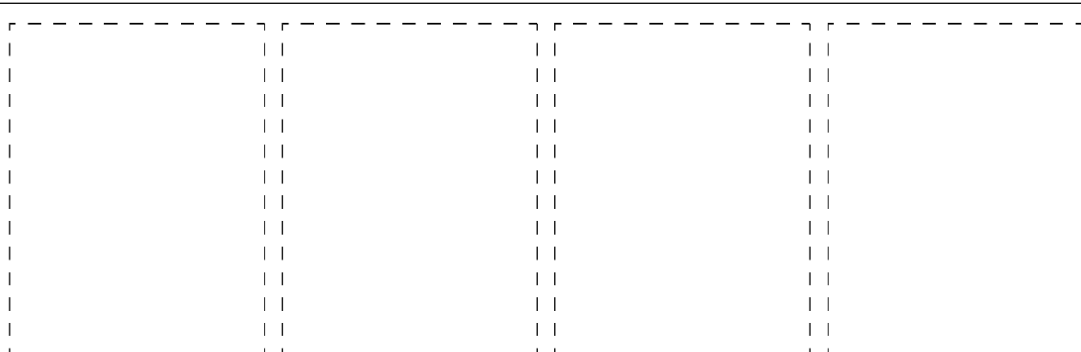
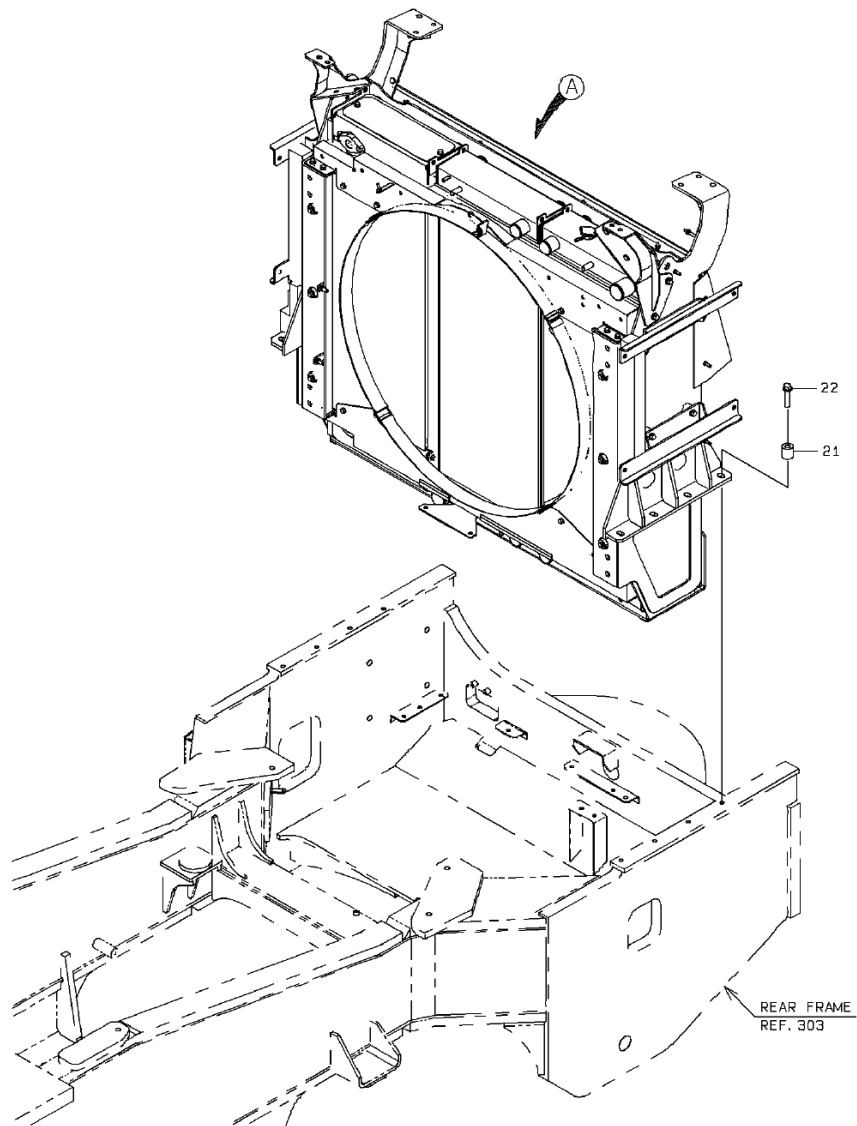
COOLING DEVICE



COOLING DEVICE

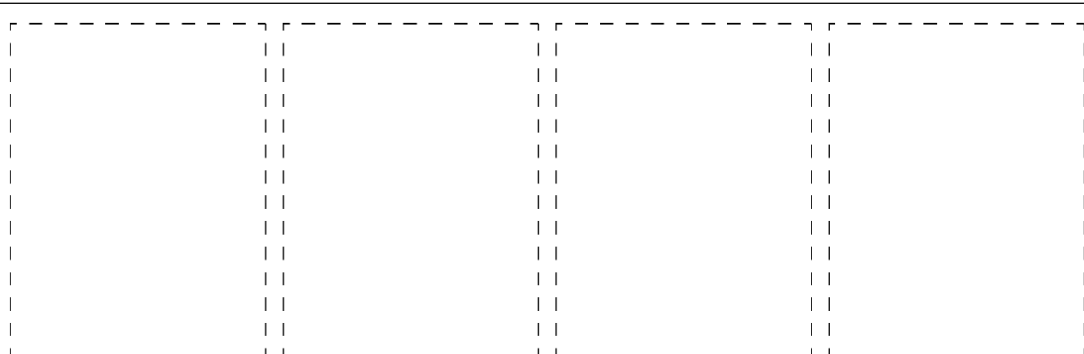
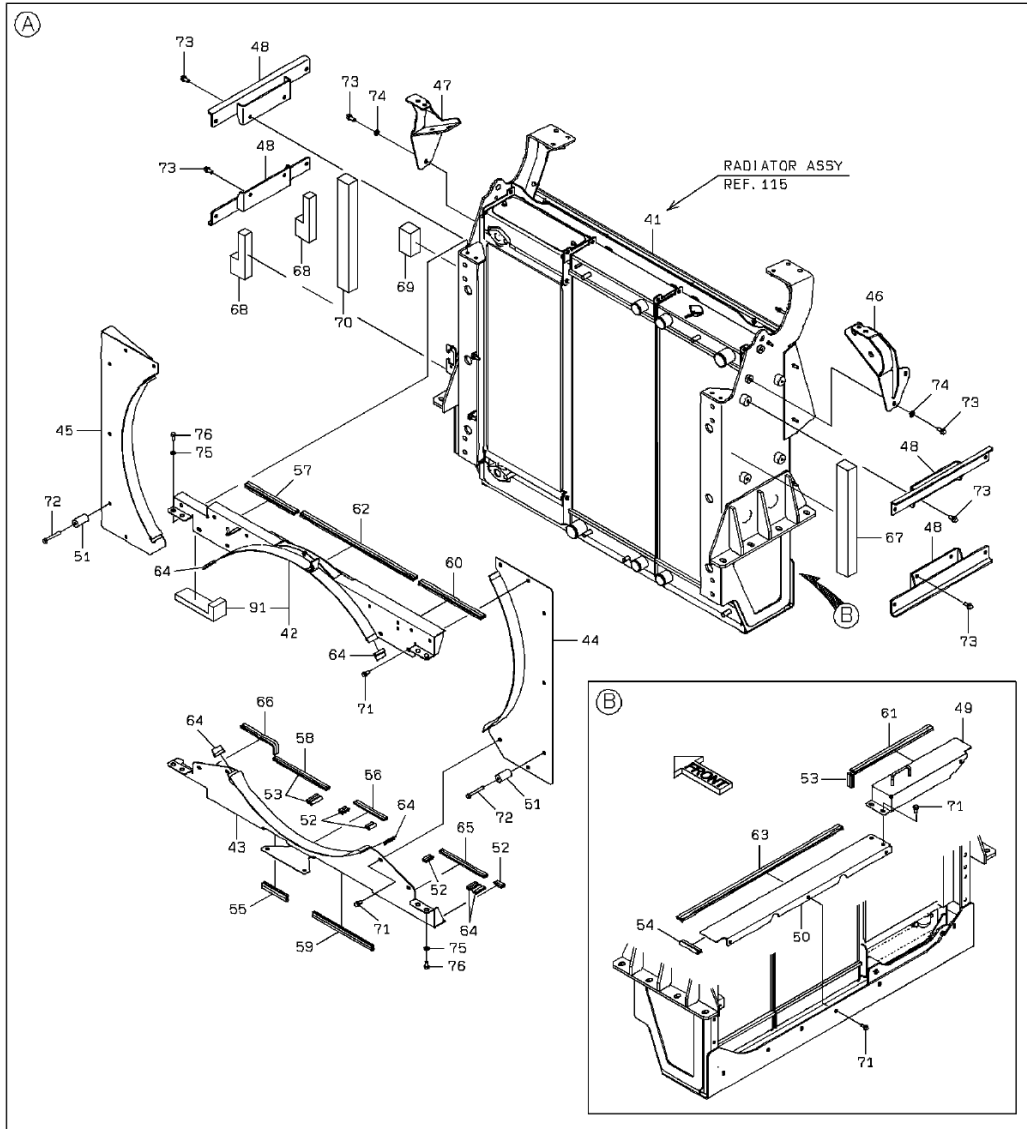
SYM-BOL	PART NUMBER	PART NAME	UNIT Q,TY	SERIAL (A) - (B)	REMARKS						
					N	P	D	(A)	(B)	(C)	(D)
21A	32816-60670	COOLER,OIL	1	5001 -				Y01			FOR HYDRAULIC
22A	38775-44120	PIPE,OIL	1	5001 -							
23A	40903-28230	BRACKET	1	5001 -					Y02		
27A	38120-20960	HANDLE	1	5001 -							
24A	40850-20060	BUSHING,ELASTIC	5	5001 -							
25A	30230-21960	ADAPTER	1	5001 -						Y03	
26A	37715-20730	NIPPLE,HOSE	1	5001 -							
28A	41754-37830	PLATE	1	5001 -							
29A	41615-22330	PLATE	5	5001 -							
30A	61725-10844	BOLT,U	1	5001 -							
31A	88031-06081	NUT,SELF-LOCKING	2	5001 -							
32A	88031-06121	NUT,SELF-LOCKING	4	5001 -							
33A	61802-05010	BOLT,FLANGED	2	5001 -							
34A	61802-12050	BOLT,FLANGED	5	5001 -							
35A	62710-18081	WASHER,PLANE	2	5001 -							
51A	32813-70380	COOLER ASSY,OIL	1	5001 -				01			
52A	32813-70390	COOLER ASSY,OIL	1	5001 -				01			
53A	47131-77380	RING,O	4	5001 -				01			
54A	40510-70890	FLANGE	2	5001 -				01			
55A	49620-70290	BOLT ASSY	8	5001 -				01			
56A	40900-72520	BRACKET	1	5001 -				01			
57A	40900-72530	BRACKET	1	5001 -				01			
58A	40900-72540	BRACKET	1	5001 -				01			
59A	40900-72550	BRACKET	1	5001 -				01			
60A	49620-70150	BOLT ASSY	8	5001 -				01			
61A	49620-70200	BOLT ASSY	4	5001 -				01			
62A	39890-24180	HINGE	2	5001 -					02		(WELDING)
63A	65210-12029	RING,O	1	5001 -						03	

RADIATOR MOUNT



1-A

RADIATOR MOUNT



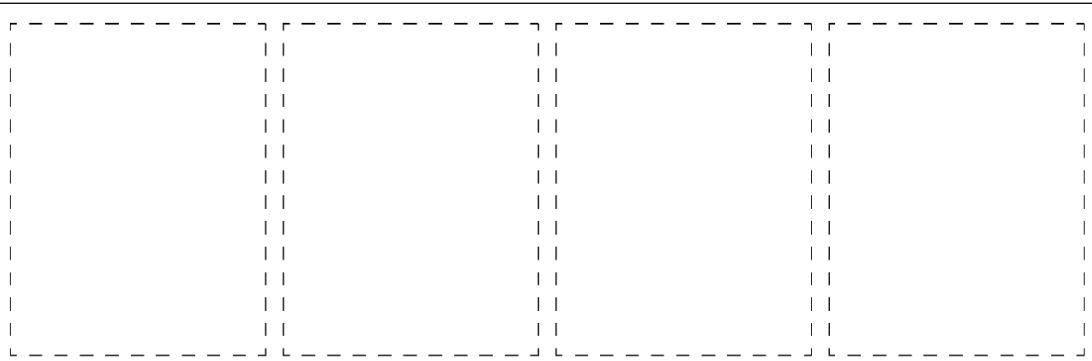
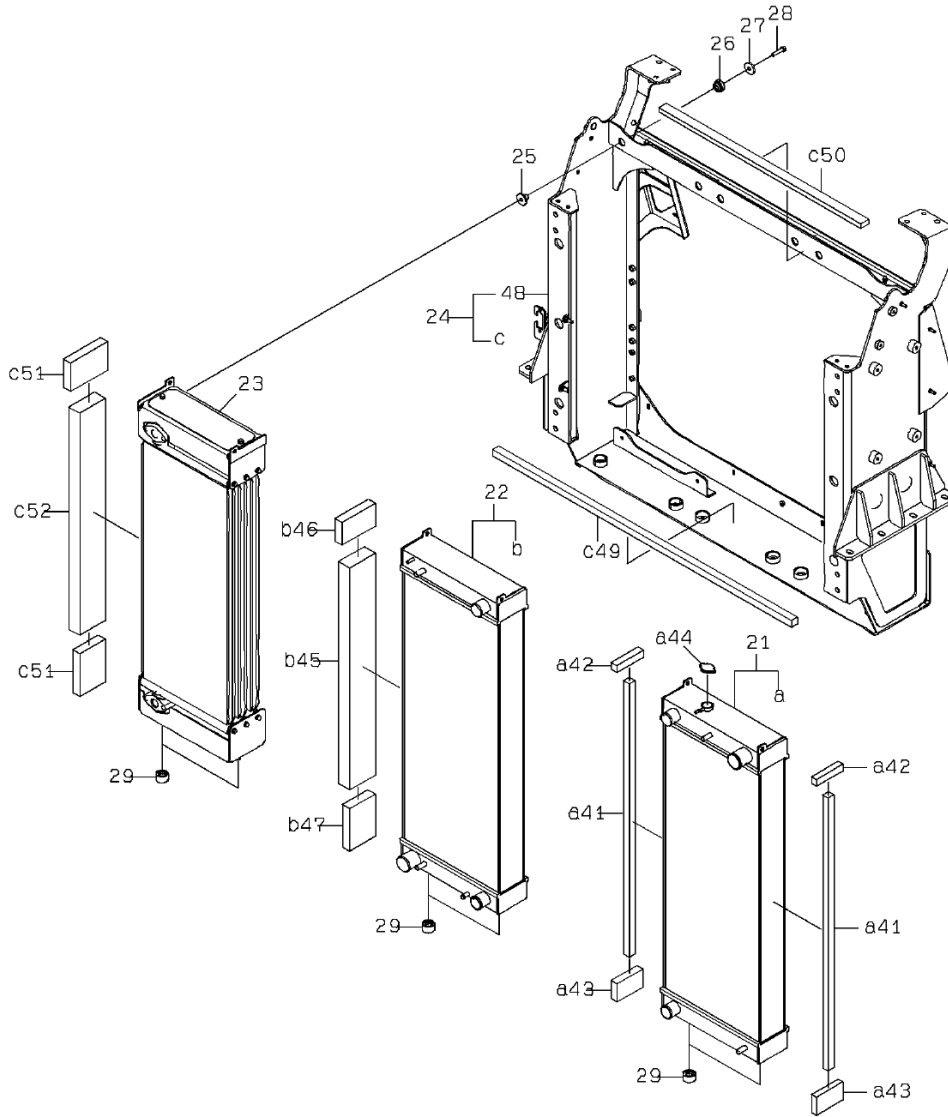
2-B

RADIATOR MOUNT

SYM-BOL	PART NUMBER	PART NAME	UNIT Q,TY	SERIAL		REMARKS						
				(A)	(B)	N	P	D	(A)	(B)	(C)	(D)
21A	35700-20580	SPACER	8	5001	-							
22A	61802-16070	BOLT,FLANGED	8	5001	-							
41A	44721-64960	RADIATOR ASSY	1	5001	-							REF.115
42A	41650-30080	PLATE ASSY	1	5001	-				Y01			
43A	41754-42280	PLATE	1	5001	-							
44A	41753-57270	PLATE	1	5001	-							
45A	41753-57280	PLATE	1	5001	-							
46A	40903-29250	BRACKET	1	5001	-							
47A	40903-29260	BRACKET	1	5001	-							
48A	41754-35770	PLATE	4	5001	-							
49A	31241-20660	COVER ASSY	1	5001	-							
50A	31206-29820	COVER	1	5001	-							
51A	35700-22630	SPACER	6	5001	-							
52A	34041-20320	STRIP, SEAL	4	5001	-							L=40
53A	34041-27230	STRIP, SEAL	2	5001	-							L=60
54A	34041-26040	STRIP, SEAL	1	5001	-							L=100
55A	34041-26000	STRIP, SEAL	1	5001	-							L=140
56A	34041-21590	STRIP, SEAL	1	5001	-							L=170
57A	34041-26480	STRIP, SEAL	1	5001	-							L=285
58A	34041-23910	STRIP, SEAL	1	5001	-							L=300
59A	34041-27000	STRIP, SEAL	1	5001	-							L=340
60A	34041-25580	STRIP, SEAL	1	5001	-							L=355
61A	34041-25400	STRIP, SEAL	1	5001	-							L=450
62A	34041-21210	STRIP, SEAL	1	5001	-							L=650
63A	34041-27210	STRIP, SEAL	1	5001	-							L=925
64A	34041-27900	STRIP, SEAL	6	5001	-							L=50
65A	34041-24690	STRIP, SEAL	1	5001	-							L=255
66A	34041-27890	STRIP, SEAL	1	5001	-							L=225
67A	35681-38220	SPONGE	1	5001	-							
68A	35681-38390	SPONGE	2	5001	-							
69A	35681-38400	SPONGE	1	5001	-							
70A	35681-38410	SPONGE	1	5001	-							
71A	61802-10020	BOLT,FLANGED	14	5001	-							
72A	61802-10080	BOLT,FLANGED	6	5001	-							
73A	61802-12025	BOLT,FLANGED	12	5001	-							
74A	62701-40121-7	WASHER,PLANE	4	5001	-							
75A	46011-20190	WASHER,PLANE	8	5001	-							
76A	61033-10025	BOLT	8	5001	-							
91A	35681-38180	SPONGE	1	5001	-				01			

MEMO

RADIATOR

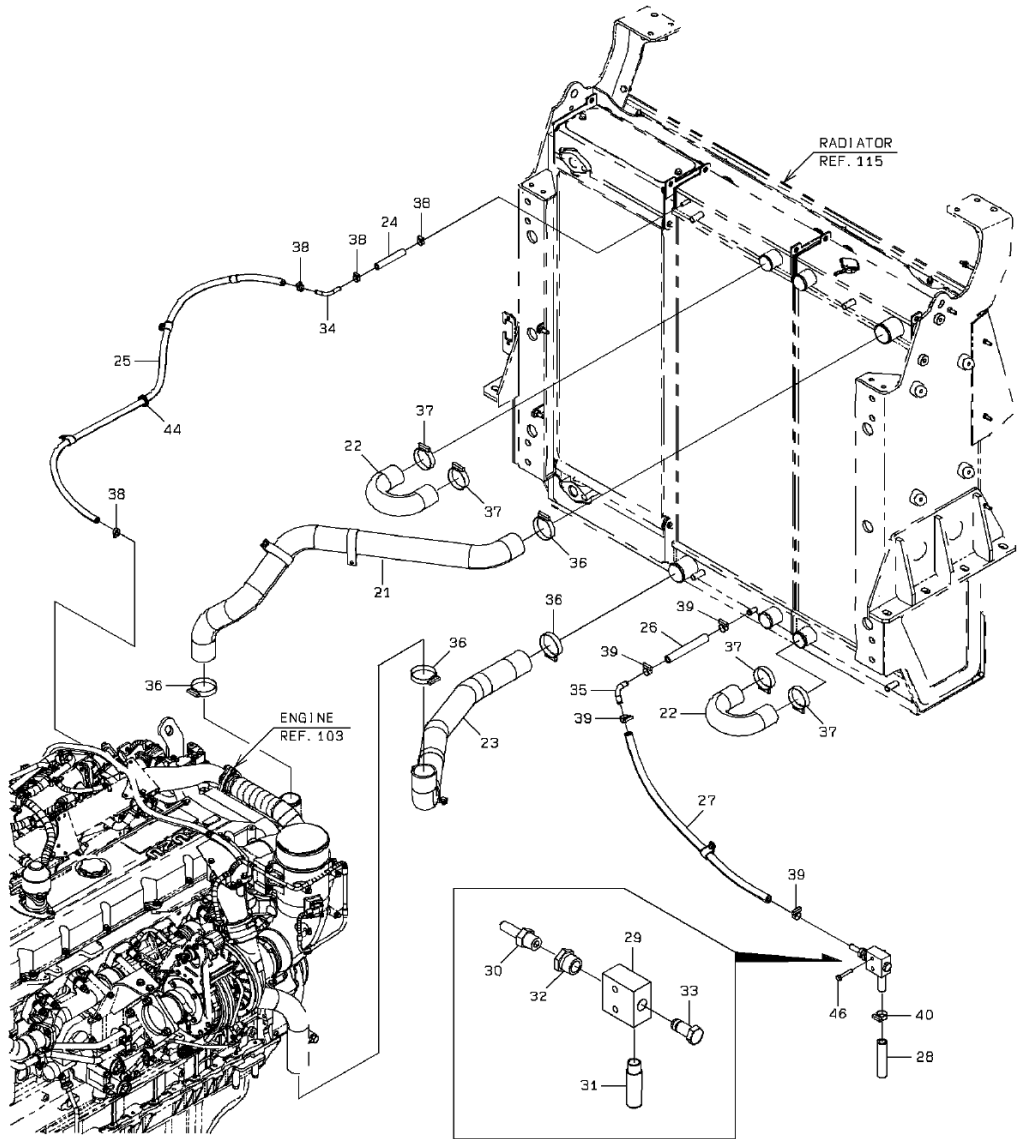


1-A

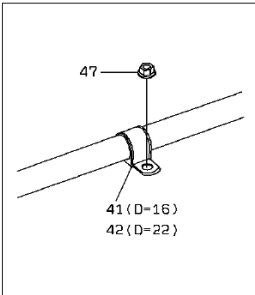
RADIATOR

SYM-BOL	PART NUMBER	PART NAME	UNIT Q,TY	SERIAL (A) - (B)	REMARKS							
					N	P	D	(A)	(B)	(C)	(D)	REMARKS
000A	44721-64960	RADIATOR ASSY	1	5001 -								
21A	44721-72290	RADIATOR ASSY	1	5001 -				Y01				
22A	44721-72310	RADIATOR ASSY	1	5001 -					Y02			
23A	32813-70400	COOLER ASSY,OIL	1	5001 -								FR T/M
24A	40604-70580	FRAME ASSY	1	5001 -						Y03		
25A	31701-70950	COLLAR	6	5001 -								
26A	48965-70080	CUSHION	6	5001 -								
27A	46000-71840	WASHER	6	5001 -								
28A	49620-70180	BOLT ASSY	6	5001 -								
29A	48965-70060	CUSHION	6	5001 -								
41A	39600-74040	PACKING	2	5001 -				01				
42A	39600-73350	PACKING	2	5001 -				01				
43A	39600-74050	PACKING	2	5001 -				01				
44A	32210-72790	CAP	1	5001 -				01				
45A	39600-74060	PACKING	1	5001 -					02			
46A	39600-74070	PACKING	1	5001 -					02			
47A	39600-74100	PACKING	1	5001 -					02			
48A	40600-71340	FRAME	1	5001 -						03		
49A	39600-74120	PACKING	1	5001 -						03		
50A	39600-74340	PACKING	1	5001 -						03		
51A	39600-74100	PACKING	2	5001 -						03		
52A	39600-74060	PACKING	1	5001 -						03		

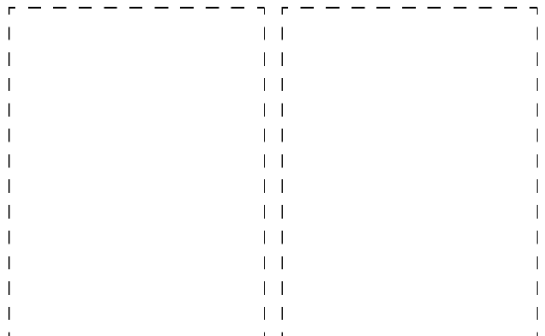
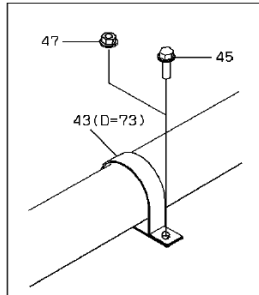
COOLING DEVICE PIPING



DETAIL OF PIPE HOLDER



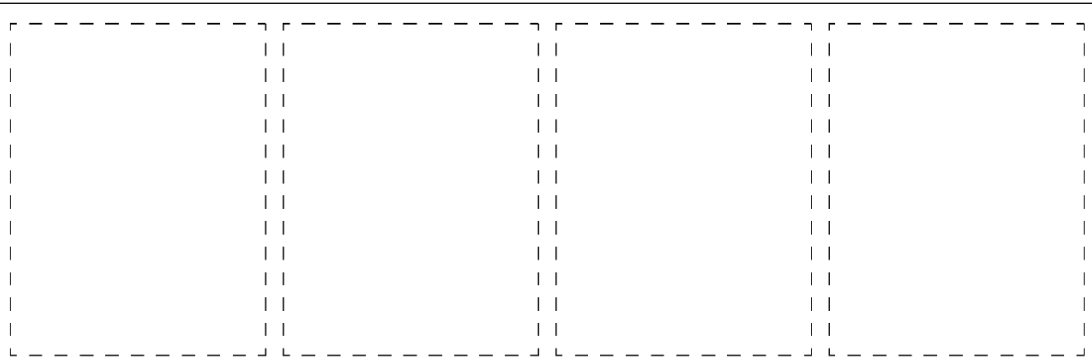
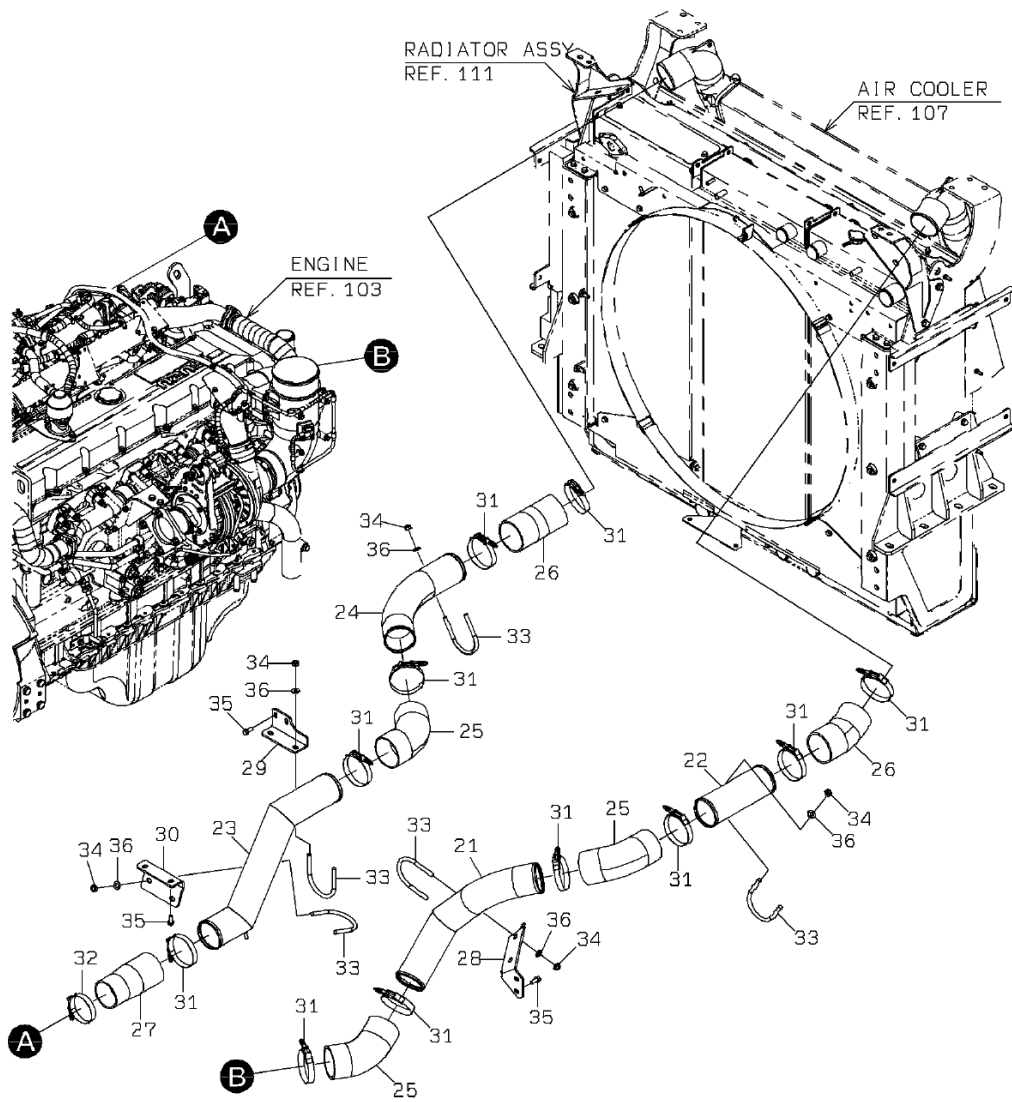
DETAIL OF HOSE HOLDER



COOLING DEVICE PIPING

SYM-BOL	PART NUMBER	PART NAME	UNIT Q,TY	SERIAL		REMARKS						
				(A)	(B)	N	P	D	(A)	(B)	(C)	(D)
21A	43110-26970	HOSE,WATER	1	5001	-							
22A	43110-27010	HOSE,WATER	2	5001	-							
23A	43110-26980	HOSE,WATER	1	5001	-							
24A	67040-09000	HOSE,HEAT RESISTING LP	1 M	5004	-							L=110
25A	67040-09000	HOSE,HEAT RESISTING LP	2 M	5004	-							L=1350
26A	67040-12000	HOSE,HEAT RESISTING LP	1 M	5004	-							L=160
27A	67040-12000	HOSE,HEAT RESISTING LP	1 M	5001	-							L=710
28A	67040-19000	HOSE,HEAT RESISTING LP	1 M	5001	-							L=120
29A	41410-32030	BLOCK	1	5001	-							
30A	88511-01080	NIPPLE,HOSE	1	5001	-							
31A	37715-22640	NIPPLE,HOSE	1	5001	-							
32A	88372-51208	FITTING,BUSHING	1	5001	-							
33A	41530-20530	PLUG	1	5001	-							
34A	38731-54420	PIPE	1	5004	-							
35A	38754-70030	PIPE,ELBOW	1	5001	-							
36A	69030-07900	BAND,HOSE-HIGH TORQUE	4	5001	-							
37A	69030-06700	BAND,HOSE-HIGH TORQUE	4	5001	-							
38A	69002-02200-7	BAND,HOSE	4	5001	-							
39A	69002-02300-7	BAND,HOSE	4	5001	-							
40A	69002-03100-7	BAND,HOSE	1	5001	-							
41A	43573-20290	HOLDER,PIPE	3	5004	-							D=16
42A	43573-20460	HOLDER,PIPE	1	5001	-							D=22
43A	72010-73000	HOLDER,HOSE	4	5001	-	5003						D=73
43B	72010-73000	HOLDER,HOSE	5	5004	-							D=73
44A	65801-20016	BUSHING,ELASTIC	1	5001	-							
47B	62480-21081	NUT,FLANGED	7	5004	-							
45A	61802-08012	BOLT,FLANGED	2	5001	-							
46A	61802-08050	BOLT,FLANGED	2	5001	-							
47A	62480-21081	NUT,FLANGED	6	5001	-	5003						

COOLING DEVICE PIPING

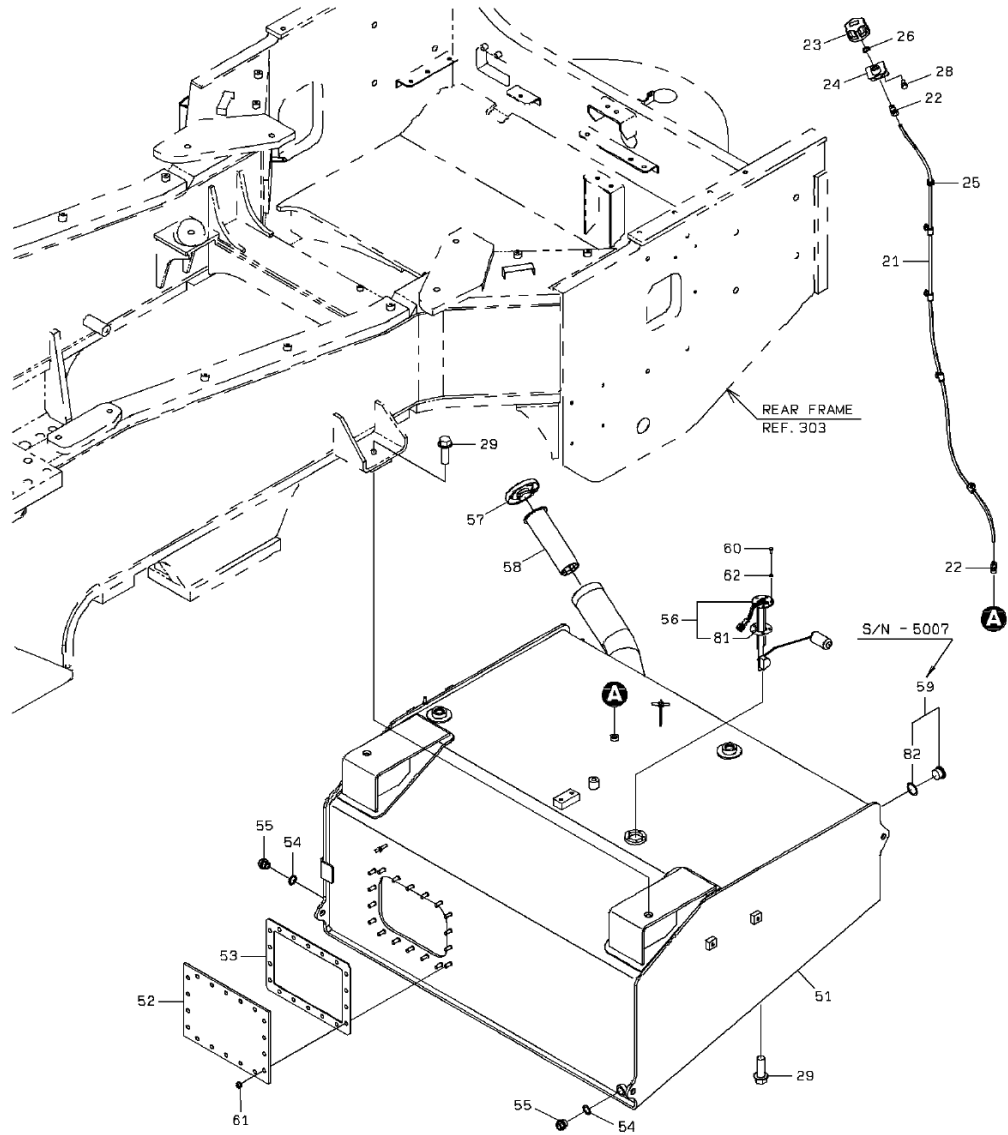


1-A

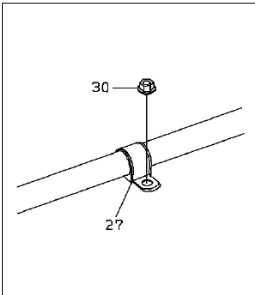
COOLING DEVICE PIPING

SYM-BOL	PART NUMBER	PART NAME	UNIT Q,TY	SERIAL (A) - (B)	REMARKS					
					N	P	D	(A)	(B)	(C)
21A	38753-26030	PIPE,AIR	1	5001 -						
22A	38753-25750	PIPE,AIR	1	5001 -						
23A	38753-26020	PIPE,AIR	1	5001 -						
24A	38753-26050	PIPE,AIR	1	5001 -						
25A	43111-24990	HOSE,AIR	3	5001 -						
26A	43111-25020	HOSE,AIR	2	5001 -						
27A	43111-25510	HOSE,AIR	1	5001 -						
28A	41754-32340	PLATE	1	5001 -						
29A	41717-36800	PLATE	1	5001 -						
30A	41717-36790	PLATE	1	5001 -						
31A	38677-70710-7	BAND,HOSE	11	5001 -						
32A	38677-70770	BAND,HOSE	1	5001 -						
33A	43962-21470	BOLT,U	5	5001 -						
34A	88031-06121	NUT,SELF-LOCKING	10	5001 -						
35A	61802-10025	BOLT,FLANGED	6	5001 -						
36A	62710-18121	WASHER,PLANE	10	5001 -						

FUEL TANK GRUOP



DETAIL OF PIPE HOLDER

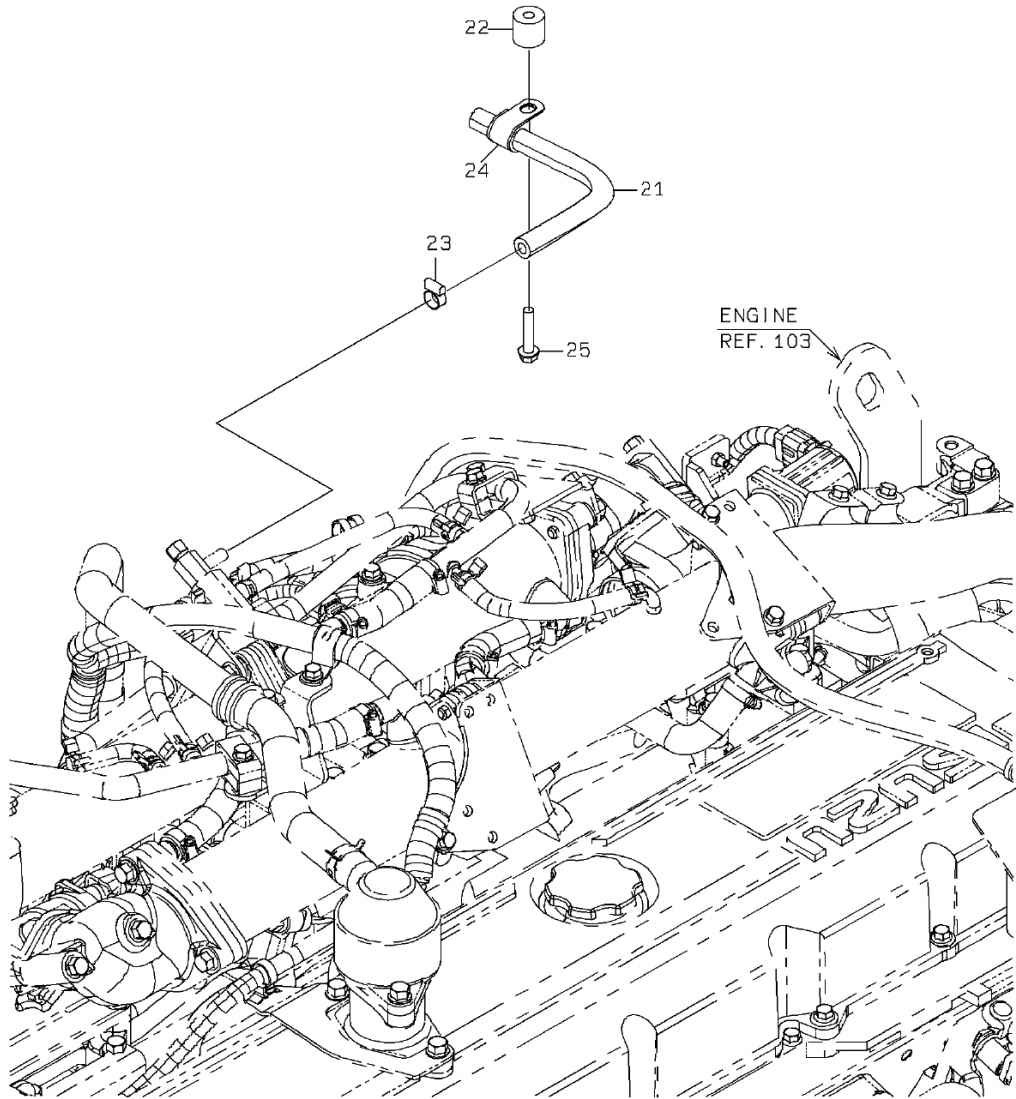


1-B

FUEL TANK GRUOP

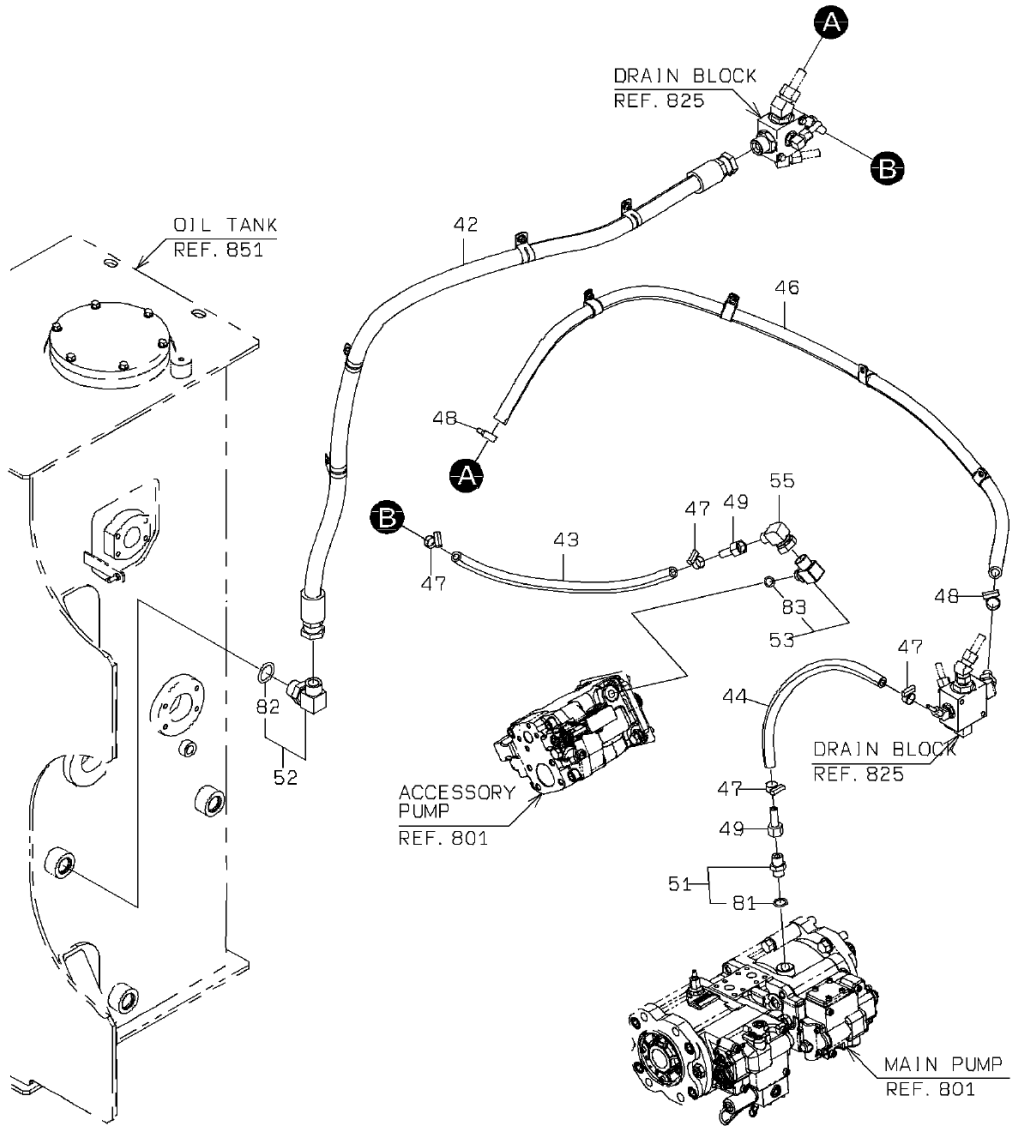
SYM-BOL	PART NUMBER	PART NAME	UNIT Q,TY	SERIAL		REMARKS						
				(A)	(B)	N	P	D	(A)	(B)	(C)	(D)
21A	67001-60000	TUBE,NYLON	2 M	5001	-							L=1660
22A	69021-10606	TUBE FITTING	2	5001	-							
23A	41101-60040	BREATHER ASSY	1	5001	-							
24A	38901-21270	FITTING,SOCKET	1	5001	-							
25A	65801-10060	BUSHING,ELASTIC	1	5001	-							
26A	88111-11890	WASHER,SEAL	1	5001	-							
27A	43573-20340	HOLDER,PIPE	4	5001	-							D=10
28A	61802-10025	BOLT,FLANGED	2	5001	-							
29A	61802-24070	BOLT,FLANGED	4	5001	-							
30A	62480-21081	NUT,FLANGED	4	5001	-							
51A	36233-25430	TANK,FUEL	1	5001	-							
52A	41611-22180	PLATE	1	5001	-							
53A	31990-28640	GASKET	1	5001	-							
54A	88111-12490	WASHER,SEAL	2	5001	-							
55A	41535-20130	PLUG,MAGNET	2	5001	-							
56A	35828-60480	SENSOR,FUEL LEVEL	1	5001	-				Y01			
57A	40314-60120	FILLER ASSY,FUEL	1	5001	-							
58A	40330-60400	FILTER	1	5001	-							
59A	88390-21516	PLUG	1	5001	- 5002					Y02		
59B	88390-21316	PLUG	1	5003	- 5007		D			Y02		
60A	61033-05012	BOLT	5	5001	-							
61A	62480-21101-7	NUT,FLANGED	18	5001	-							
62A	62721-05100	WASHER,SPRING	5	5001	-							
81A	31990-72300	GASKET	1	5001	-					01		
82A	65210-12029	RING,O	1	5001	- 5007		D			02		

DRAIN LINE

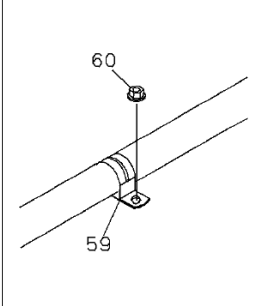


1-A

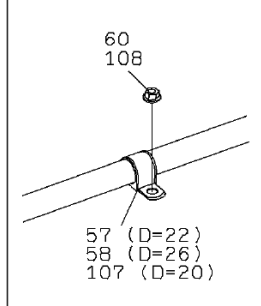
DRAIN LINE



DETAIL OF PIPE HOLDER

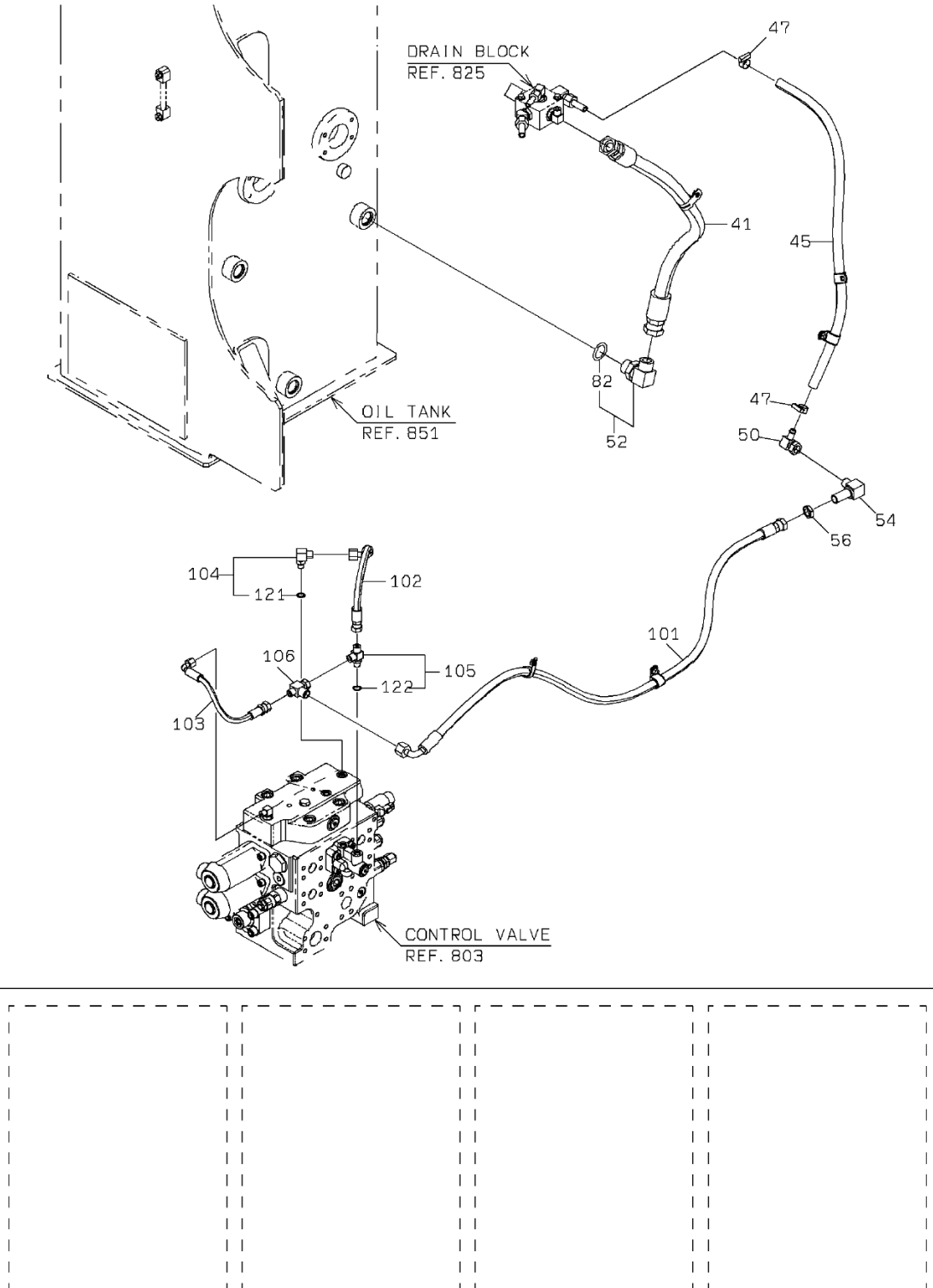


DETAIL OF PIPE CLAMP



2-A

DRAIN LINE

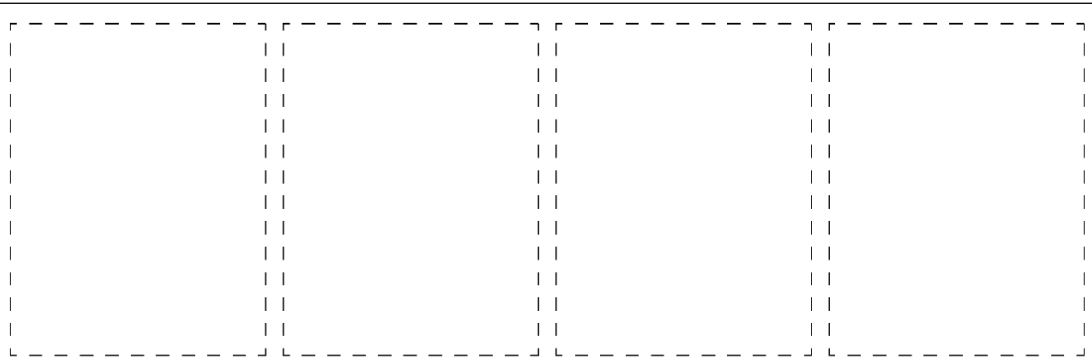
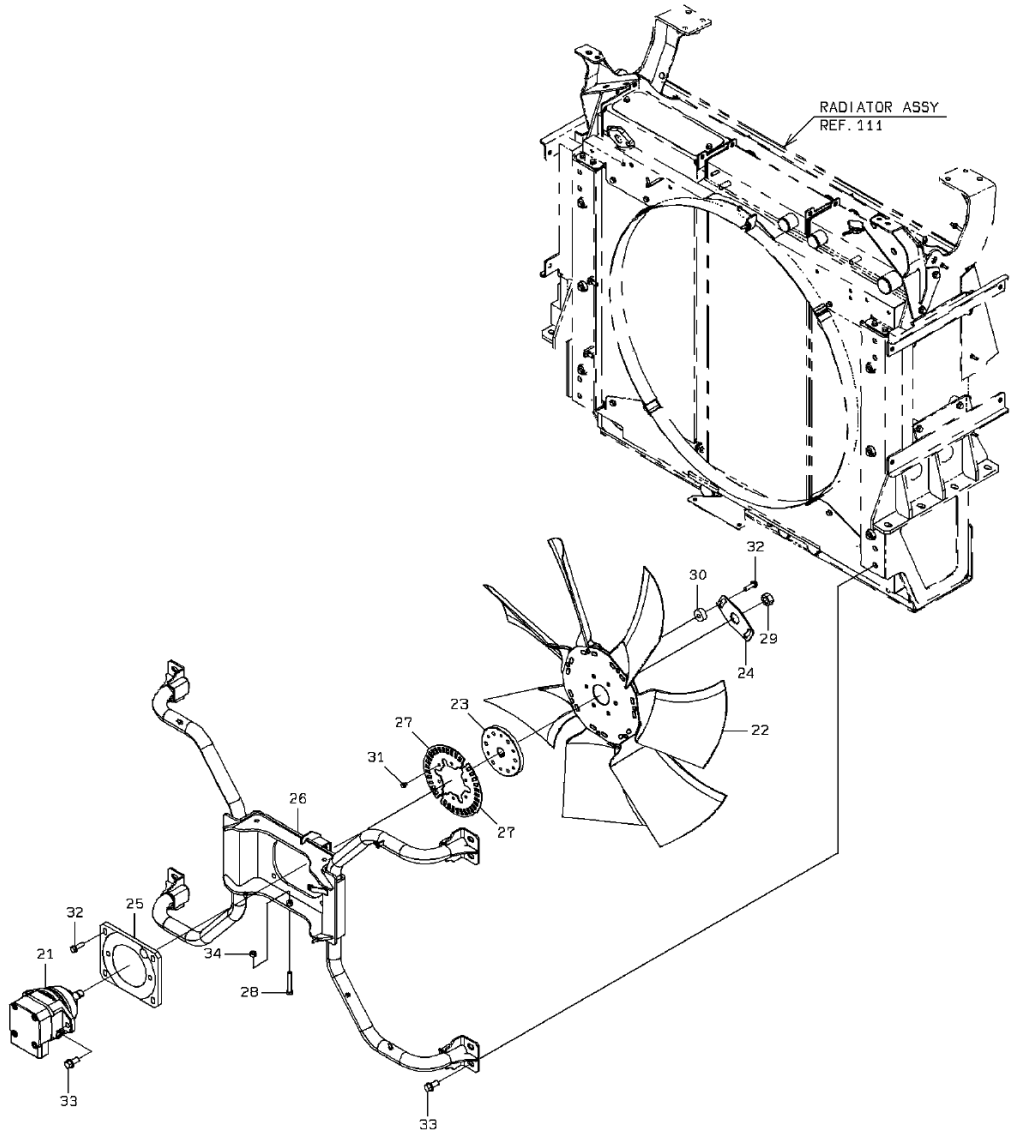


3-A

DRAIN LINE

SYM-BOL	PART NUMBER	PART NAME	UNIT Q,TY	SERIAL (A) - (B)	REMARKS						
					N	P	D	(A)	(B)	(C)	(D)
21A	67040-09000	HOSE,HEAT RESISTING LP	1 M	5001 -							L=370
22A	35700-21180	SPACER	1	5001 -							
23A	69002-02200-7	BAND,HOSE	1	5001 -							
24A	43573-20300	HOLDER,PIPE	1	5001 -							D=18
25A	61802-08040	BOLT,FLANGED	1	5001 -							
41A	68255-60095	HOSE,HIGH PRESSURE	1	5001 -							
42A	68255-60173	HOSE,HIGH PRESSURE	1	5001 -							
43A	67040-12000	HOSE,HEAT RESISTING LP	1 M	5001 -							L=540
44A	67040-12000	HOSE,HEAT RESISTING LP	1 M	5001 -							L=480
45A	67040-12000	HOSE,HEAT RESISTING LP	1 M	5001 -							L=850
46A	67040-15000	HOSE,HEAT RESISTING LP	2 M	5001 -							L=1670
47A	69002-02300-7	BAND,HOSE	6	5001 -							
48A	69002-02700-7	BAND,HOSE	2	5001 -							
49A	88511-03080	NIPPLE,HOSE	2	5001 -							
50A	37715-21000	NIPPLE,HOSE	1	5001 -							
51A	88201-06708	ADAPTER	1	5001 -					Y03		
52A	88241-07116	ADAPTER,ELBOW	2	5001 -						Y04	
53A	30241-60030	ADAPTER,ELBOW	1	5001 -				Y05			
54A	30241-26390	ADAPTER,ELBOW	1	5001 -							
55A	30242-20470	ADAPTER,ELBOW UNION	1	5001 -							
56A	37600-20670	NUT	1	5001 -							
57A	43573-20460	HOLDER,PIPE	2	5001 -							D=22
58A	43573-20530	HOLDER,PIPE	4	5001 -							D=26
59A	87020-31000	HOLDER,PIPE	5	5001 -							
60A	62480-21081	NUT,FLANGED	11	5001 -							
81A	65210-12018	RING,O	1	5001 -						03	
82A	65210-12029	RING,O	1	5001 -							04
83A	65231-00141	RING,O	1	5001 -				05			
101A	68035-30180	HOSE,HIGH PRESSURE	1	5001 -							
102A	68035-20035	HOSE,HIGH PRESSURE	1	5001 -							
103A	43103-21310	HOSE,HIGH PRESSURE	1	5001 -							
104A	30241-20890	ADAPTER,ELBOW	1	5001 -				Y01			
105A	30246-25000	ADAPTER,TEE	1	5001 -					Y02		
106A	30246-24690	ADAPTER,TEE	1	5001 -							
107A	43573-20360	HOLDER,PIPE	2	5001 -							D=20
108A	62480-21081	NUT,FLANGED	2	5001 -							
121A	65210-12011	RING,O	1	5001 -				01			
122A	65210-12011	RING,O	1	5001 -					02		

COOLING FAN MOUNT

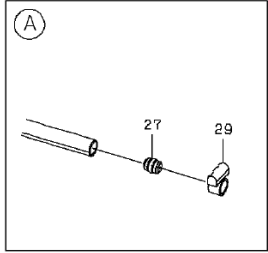
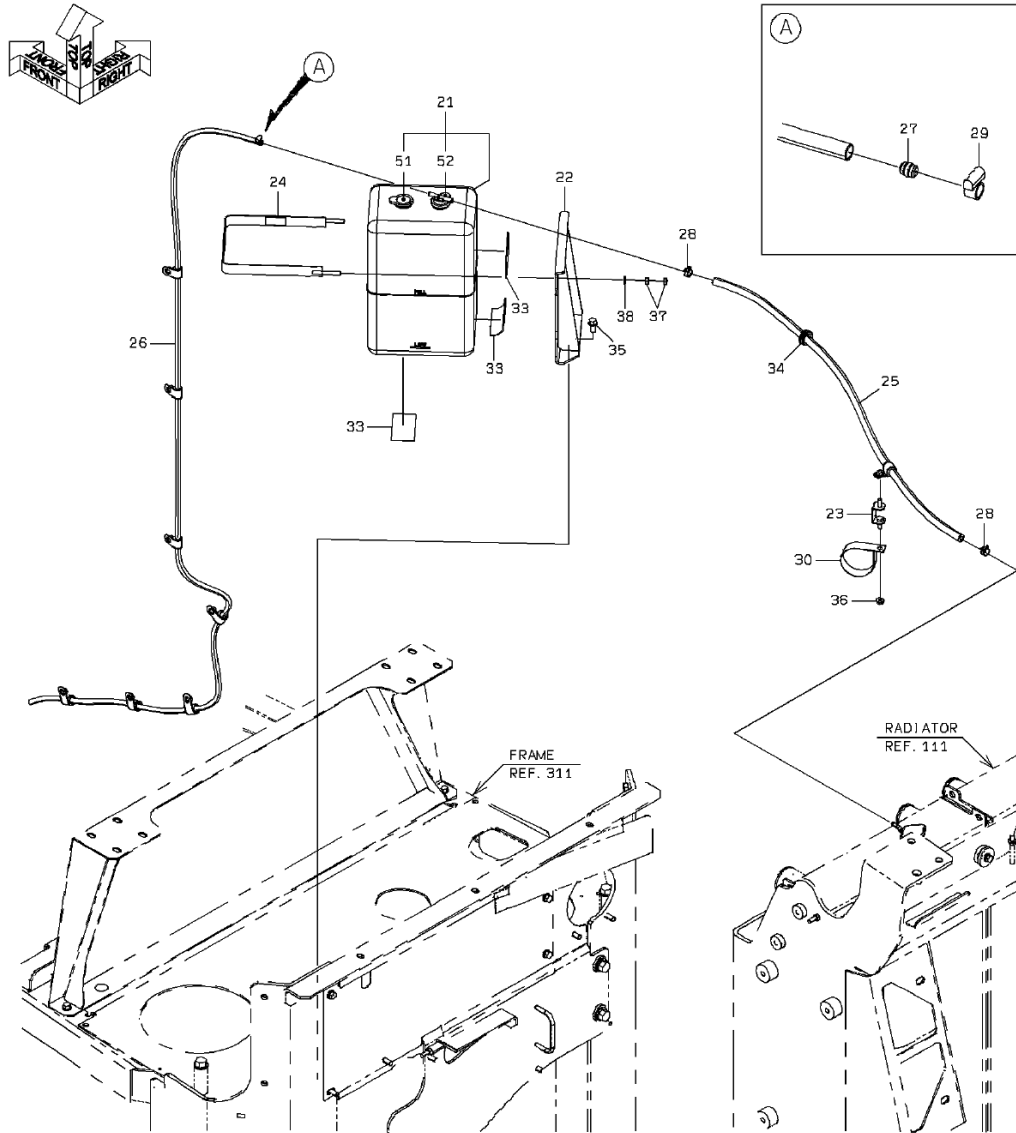


1-B

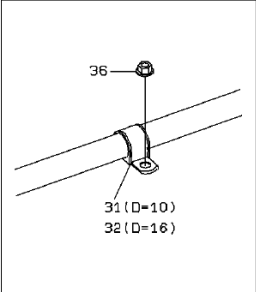
COOLING FAN MOUNT

SYM-BOL	PART NUMBER	PART NAME	UNIT Q,TY	SERIAL		REMARKS						
				(A)	(B)	N	P	D	(A)	(B)	(C)	(D)
21A	48976-61370	MOTOR,OIL	1	5001	-							REF.NSA-151
22A	40200-60140	FAN	1	5001	-							
23A	40510-26440	FLANGE	1	5001	-							
24A	41714-47290	PLATE	1	5001	-							
24B	41718-37940	PLATE	1	5014	-							
25A	41716-54670	PLATE	1	5001	-							
26A	40903-28390	BRACKET	1	5001	-							
27A	41717-31460	PLATE	2	5001	-							
28A	43900-20110	BOLT	1	5001	-							
29A	37600-26100	NUT	1	5001	-							
30A	35750-25450	SLEEVE	6	5001	-							
31A	61802-08012	BOLT,FLANGED	6	5001	-							
32A	61802-12040	BOLT,FLANGED	10	5001	-							
33A	61802-16035	BOLT,FLANGED	10	5001	-							
34A	62401-81121	NUT	1	5001	-							

SUB TANK GROUP



DETAIL OF PIPE HOLDER


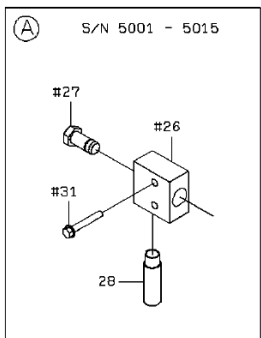
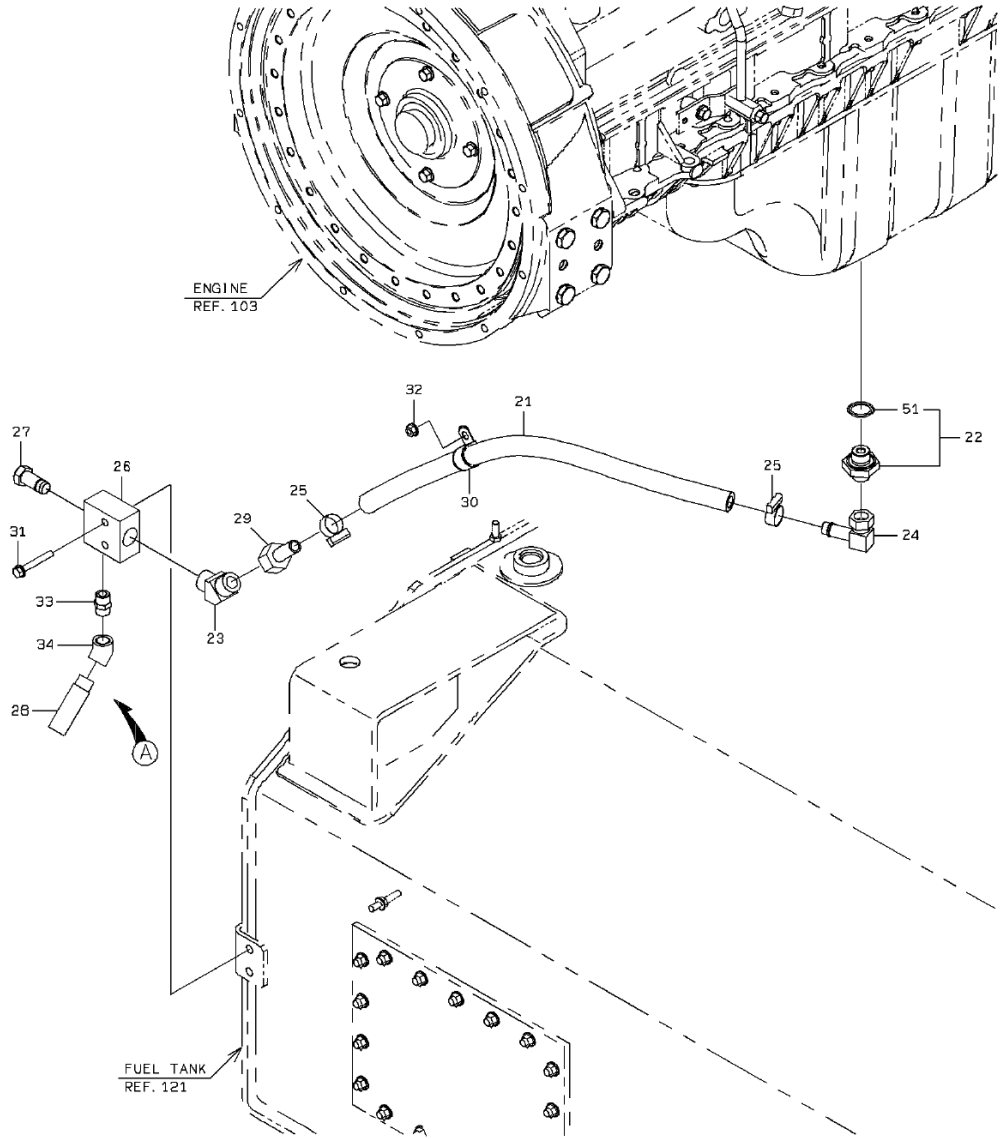


1-B

SUB TANK GROUP

SYM-BOL	PART NUMBER	PART NAME	UNIT Q, TY	SERIAL (A) - (B)	REMARKS						
					N	P	D	(A)	(B)	(C)	(D)
21A	36227-60270	TANK,WATER	1	5001 -				Y01			
22A	40903-28010	BRACKET	1	5001 -							
23A	41753-36760	PLATE	1	5001 -							
24A	38675-20260	BAND ASSY	1	5001 -							
25A	67040-08000	HOSE,HEAT RESISTING LP	1 M	5001 -							L=900
26A	67017-00001	TUBE,VINYL	3 M	5001 -							L=2460
27A	31053-20010	ORIFICE	1	5001 -							
28A	38677-70410	BAND,HOSE	2	5001 -							
29A	69001-01000	BAND,HOSE	1	5001 -							
30A	72010-73000	HOLDER,HOSE	1	5001 -							D=73
31A	43573-20340	HOLDER,PIPE	3	5001 -							D=10
32A	43573-20290	HOLDER,PIPE	5	5001 -							D=16
33A	33713-20080	SHEET,RUBBER	3	5001 -							
34A	65801-20032	BUSHING,ELASTIC	1	5001 -							
35A	61802-10020	BOLT,FLANGED	2	5001 -							
36A	62480-21081	NUT,FLANGED	9	5001 -							
37A	62401-81081	NUT	4	5001 -							
38A	62701-40081	WASHER,PLANE	2	5001 -							
51A	32211-70430	CAP ASSY	1	5001 -				01			
52A	32211-70450	CAP ASSY	1	5001 -				01			(32211-70440)

DRAIN LINE

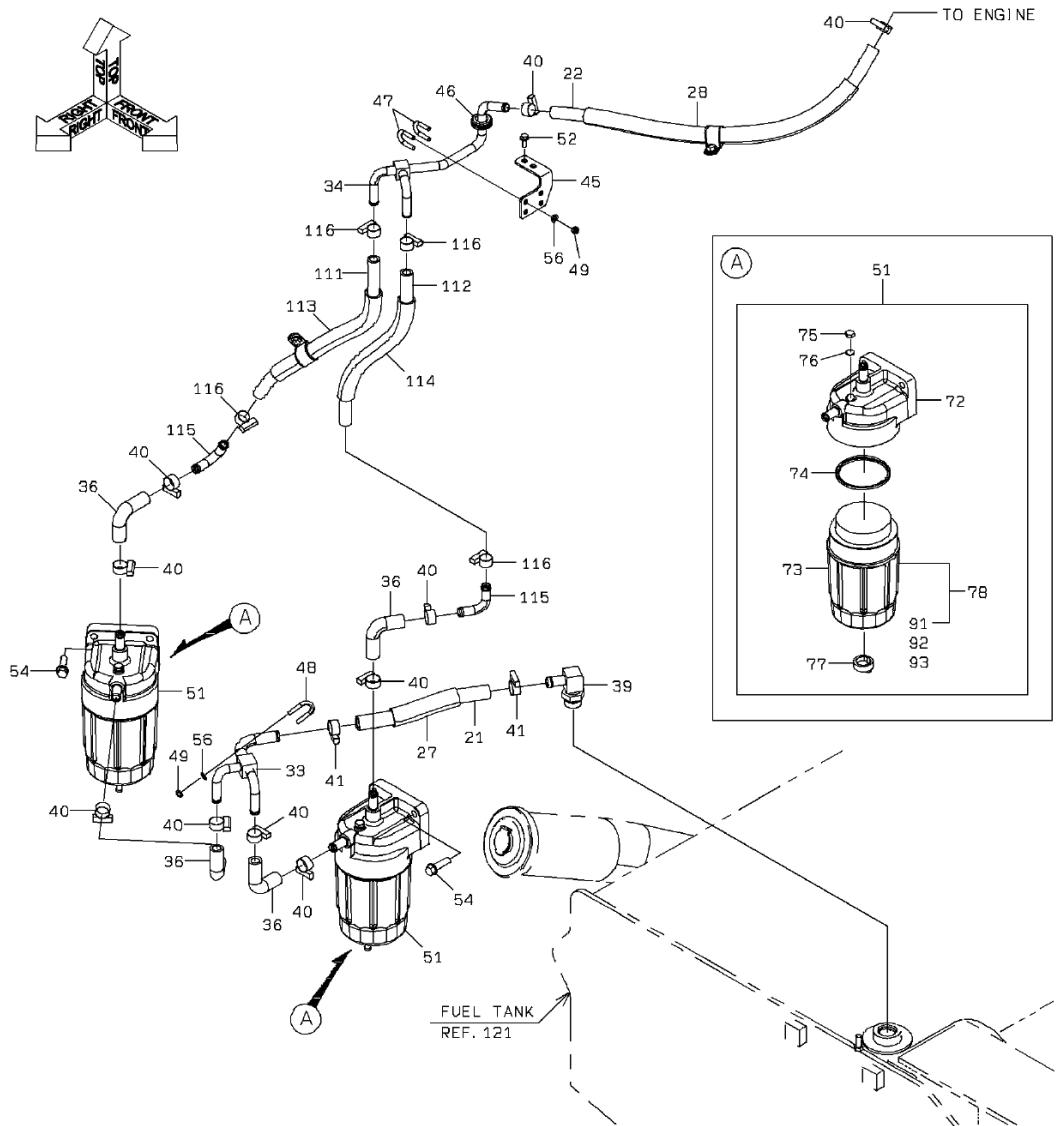


1-B

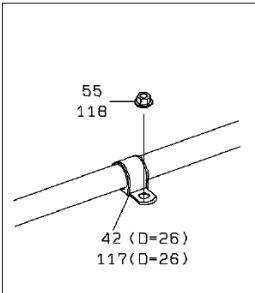
DRAIN LINE

SYM-BOL	PART NUMBER	PART NAME	UNIT Q,TY	SERIAL (A) - (B)	REMARKS				REMARKS
					N	P	D	(A) (B) (C) (D)	
21A	67040-15000	HOSE,HEAT RESISTING LP	1 M	5001 -					L=700
22A	30230-28760	ADAPTER	1	5001 -			Y01		
23A	88241-03612	ADAPTER,ELBOW	1	5001 -					
24A	30242-20110	ADAPTER,ELBOW UNION	1	5001 -					
25A	69002-02700-7	BAND,HOSE	2	5001 -					
26A	41410-32030	BLOCK	1	5001 -					
27A	41530-20530	PLUG	1	5001 -					
28A	37715-22640	NIPPLE,HOSE	1	5001 -					
29A	88511-03120	NIPPLE,HOSE	1	5001 -					
30A	43573-20530	HOLDER,PIPE	1	5001 -					D=26
31A	61802-08055	BOLT,FLANGED	2	5001 -					
32A	62480-21081	NUT,FLANGED	1	5001 -					
33A	88300-12108	FITTING,NIPPLE	1	5016 -					
34A	88340-12708	FITTING,ELBOW	1	5016 -					
51A	65210-12026	RING,O	1	5001 -			01		

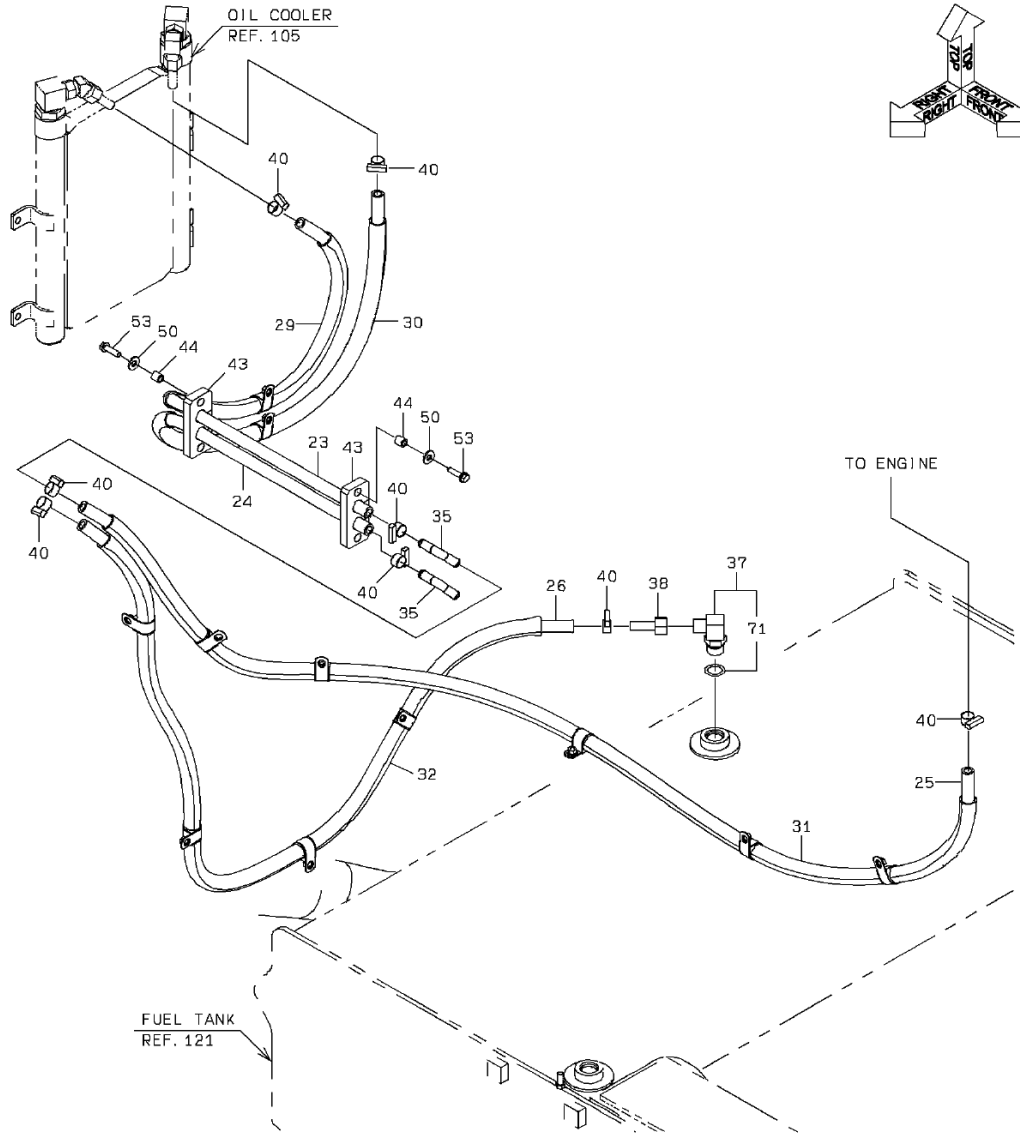
FUEL PIPING



DETAIL OF PIPE HOLDER



FUEL PIPING



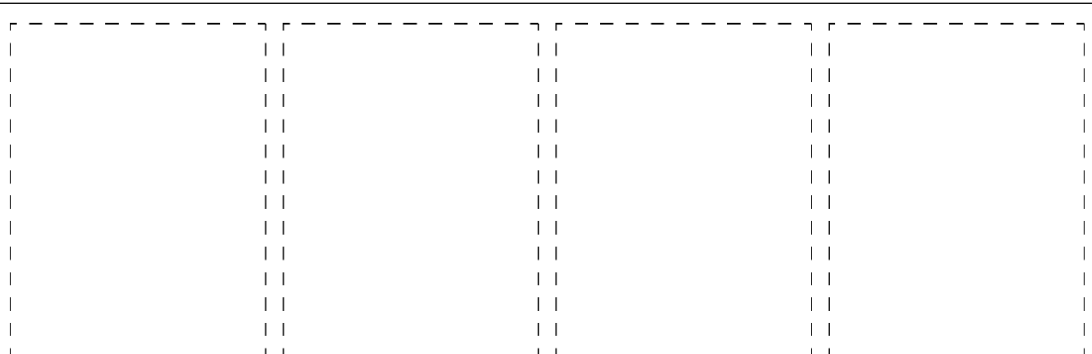
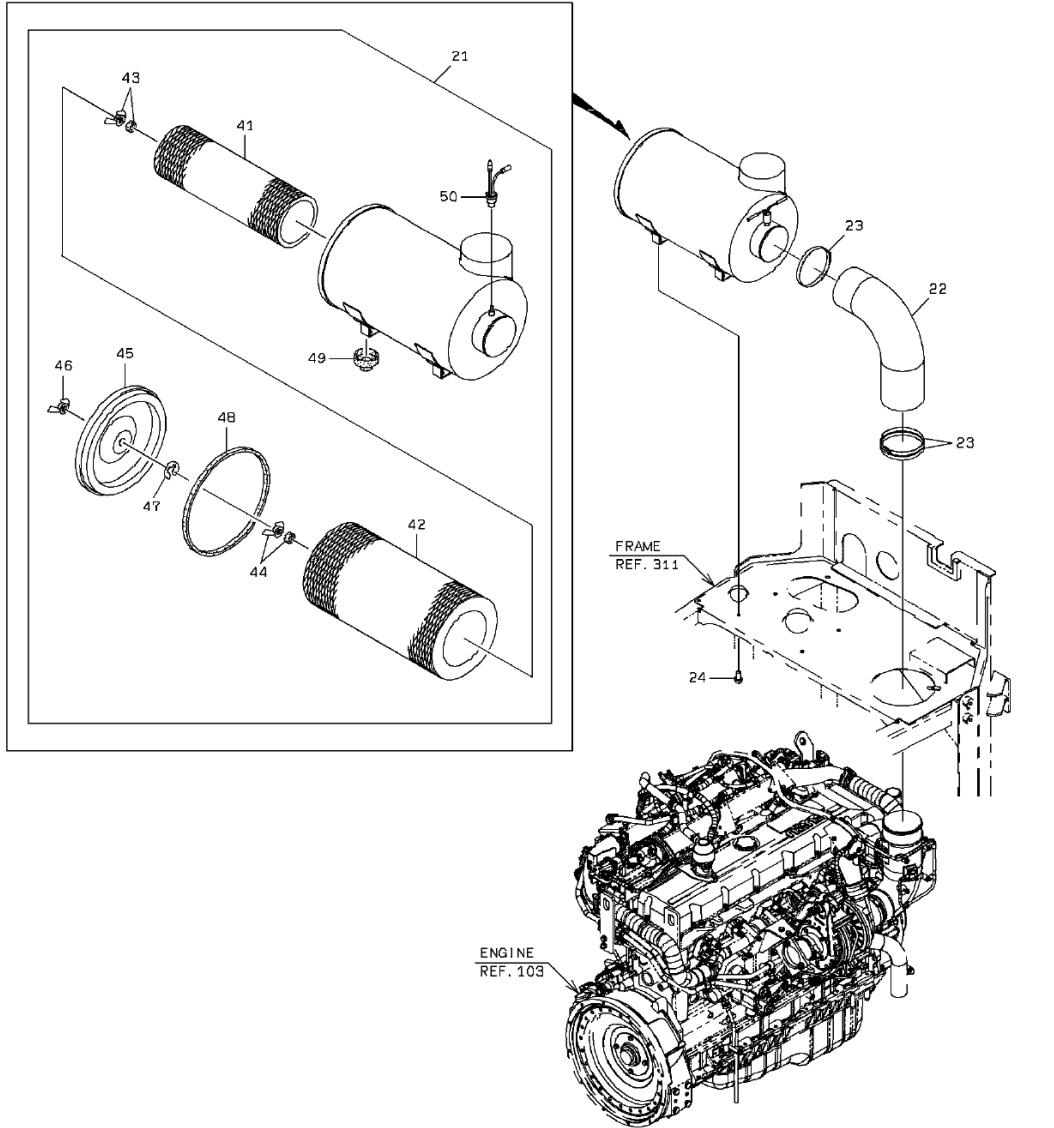
2-A

FUEL PIPING

SYM-BOL	PART NUMBER	PART NAME	UNIT Q,TY	SERIAL		REMARKS							
				(A)	(B)	N	P	D	(A)	(B)	(C)	(D)	REMARKS
21A	43100-22200	HOSE	1	5001	-								
22A	43100-22210	HOSE	1	5001	-								
23A	43100-22220	HOSE	1	5001	-								
24A	43100-22230	HOSE	1	5001	-								
25A	43100-22240	HOSE	1	5001	-								
26A	43100-22250	HOSE	1	5001	-								
27A	36724-20610	TUBE,CONDUIT	1	5001	-								
28A	36724-20370	TUBE,CONDUIT	1	5001	-								
29A	36724-20620	TUBE,CONDUIT	1	5001	-								
30A	36724-20630	TUBE,CONDUIT	1	5001	-								
31A	36724-20430	TUBE,CONDUIT	1	5001	-								
32A	36724-20640	TUBE,CONDUIT	1	5001	-								
33A	38732-20670	PIPE	1	5001	-								
34A	38732-20680	PIPE	1	5001	-								
35A	38732-22420	PIPE	2	5001	-								
36A	30960-20360	ELBOW	4	5001	-								
37A	30241-23660	ADAPTER,ELBOW	1	5001	-					Y01			
38A	88511-03080	NIPPLE,HOSE	1	5001	-								
39A	37715-20750	NIPPLE,HOSE	1	5001	-								
40A	69002-02300-7	BAND,HOSE	18	5001	-								
41A	69002-02700-7	BAND,HOSE	2	5001	-								
42A	43573-20530	HOLDER,PIPE	12	5001	-							D=26	
43A	33057-22970	GROMMET	2	5001	-								
44A	38721-32100	PIPE	4	5001	-								
45A	41754-41050	PLATE	1	5001	-								
46A	65801-20032	BUSHING,ELASTIC	1	5001	-								
47A	61708-10620	BOLT,U	2	5001	-								
48A	61710-10624	BOLT,U	1	5001	-								
49A	88031-06061	NUT,SELF-LOCKING	6	5001	-								
50A	46011-20180	WASHER,PLANE	4	5001	-								
51A	40336-60060	FILTER ASSY,FUEL	2	5001	-					Y02			
52A	61802-06016	BOLT,FLANGED	2	5001	-								
53A	61802-08030	BOLT,FLANGED	4	5001	-								
54A	61802-10035	BOLT,FLANGED	4	5001	-								
55A	62480-21081	NUT,FLANGED	12	5001	-								
56A	62701-40061	WASHER,PLANE	6	5001	-								
71A	65210-12024	RING,O	1	5001	-					01			
72A	42765-70070	HEAD ASSY	1	5001	-						02		
73A	33100-71180	CASE	1	5001	-						02		
74A	45200-71680	RING	1	5001	-						02		
75A	41530-73070	PLUG	1	5001	-						02		
76A	31990-71160	GASKET	1	5001	-						02		
77A	41530-75650	PLUG	1	5001	-						02		
78A	49060-70100	ELEMENT KIT,FILTER	1	5001	-						02	Y03	
91A	30981-71040	ELEMENT,FILTER	1	5001	-							03	
92A	31990-72220	GASKET	1	5001	-							03	
93A	47131-77960	RING,O	1	5001	-							03	
111A	43100-22260	HOSE	1	5001	-								
112A	43100-22270	HOSE	1	5001	-								
113A	36724-20350	TUBE,CONDUIT	1	5001	-								
114A	36724-20460	TUBE,CONDUIT	1	5001	-								
115A	38754-70030	PIPE,ELBOW	2	5001	-								
116A	69002-02300-7	BAND,HOSE	4	5001	-								
117A	43573-20530	HOLDER,PIPE	1	5001	-								D=26
118A	62480-21081	NUT,FLANGED	1	5001	-								

MEMO

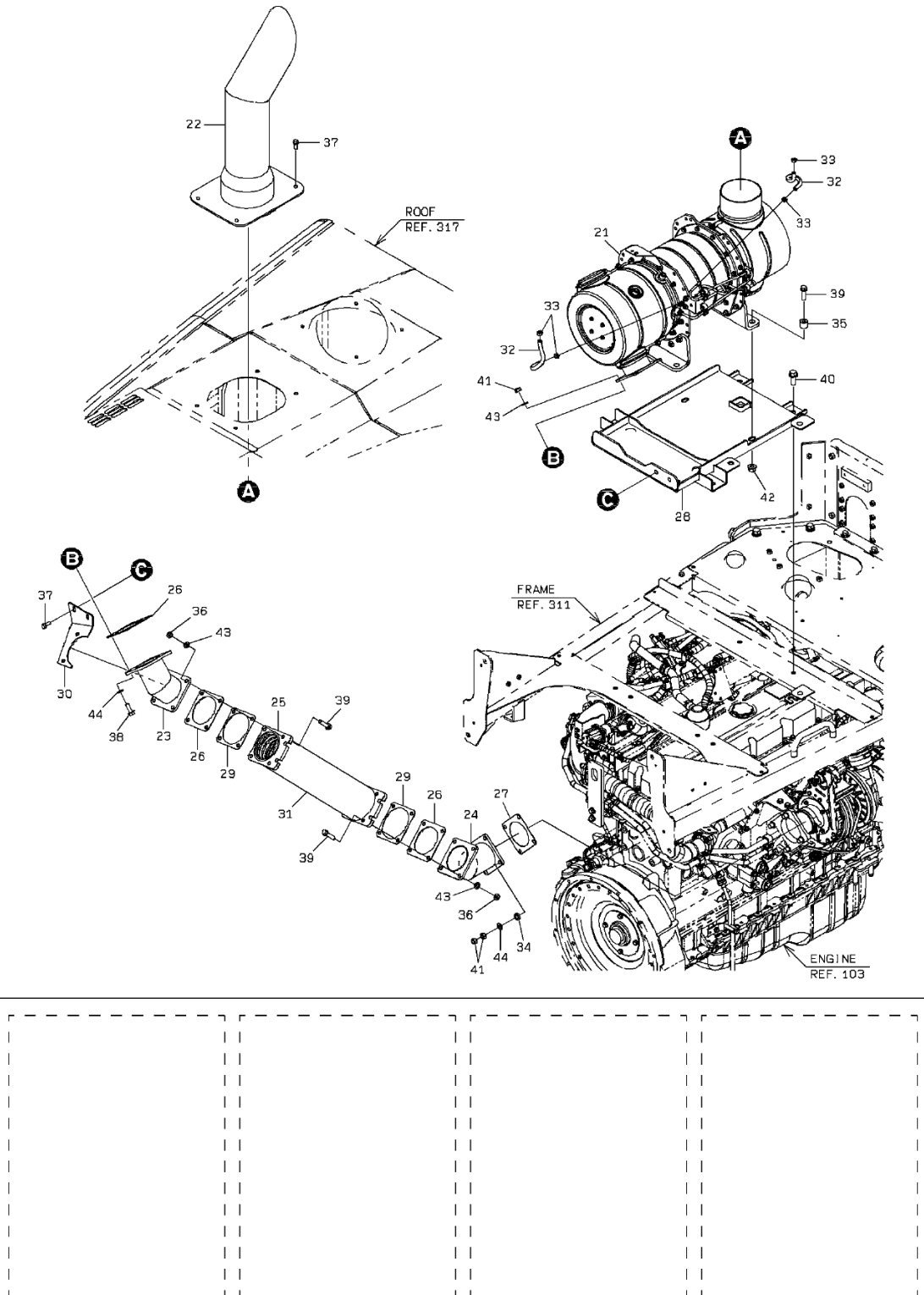
AIR CLEANER GROUP



AIR CLEANER GROUP

SYM-BOL	PART NUMBER	PART NAME	UNIT Q,TY	SERIAL		REMARKS												
				(A)	(B)	N	P	D	(A)	(B)	(C)	(D)	REMARKS					
21A	32962-60690	CLEANER ASSY,AIR	1	5001	-													
22A	43111-24950	HOSE,AIR	1	5001	-	5013												
22B	43111-25980	HOSE,AIR	1	5014	-					C								
23A	69030-18100	BAND,HOSE-HIGH TORQUE	3	5001	-													
24A	61802-10020	BOLT,FLANGED	4	5001	-													
41A	30981-70490	ELEMENT,FILTER	1	5001	-													FR INNER
42A	30981-70480	ELEMENT,FILTER	1	5001	-													FR OUTER
43A	37618-70010-7	NUT,WING	1	5001	-													
44A	37618-70070	NUT,WING	1	5001	-													
45A	31200-71020	COVER	1	5001	-													
46A	37628-70010-7	NUT,CAP	1	5001	-													
47A	32970-70020-7	CLIP	1	5001	-													
48A	31990-70710	GASKET	1	5001	-													
49A	38559-70010-7	VALVE,VACUATOR	1	5001	-													
50A	35830-70010-7	SENSOR,PRESSURE	1	5001	-													

EXHAUST GROUP

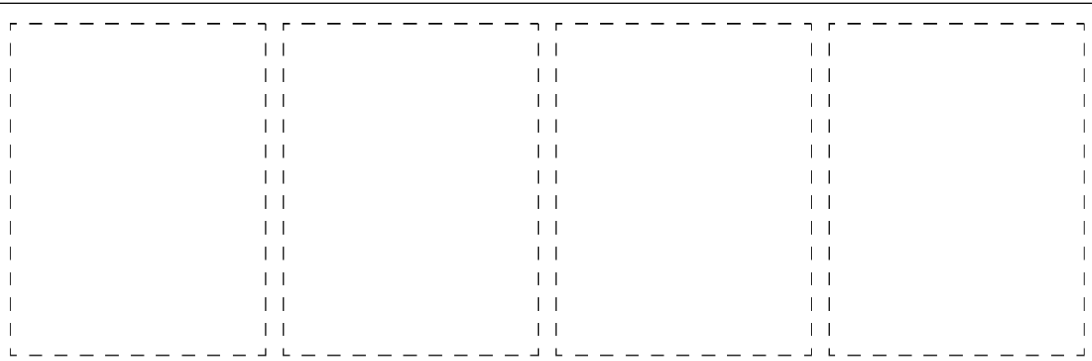
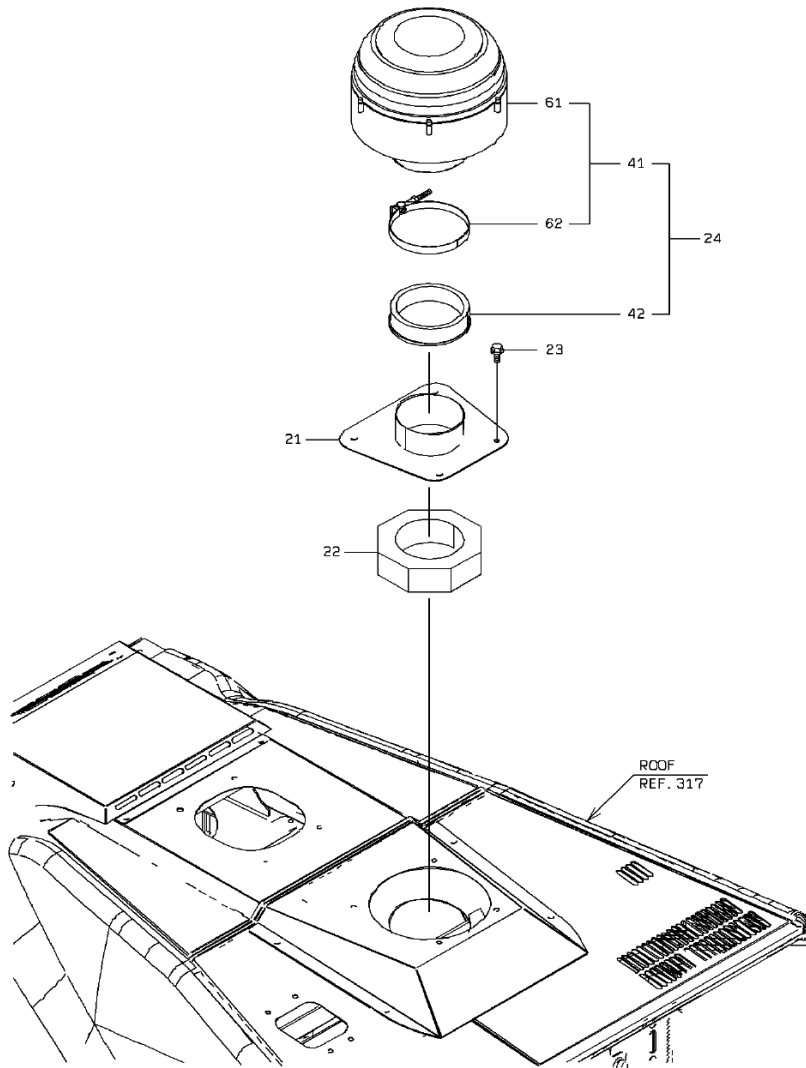


1-A

EXHAUST GROUP

SYM-BOL	PART NUMBER	PART NAME	UNIT Q,TY	SERIAL (A) - (B)	REMARKS				REMARKS
					N	P	D	(A) (B) (C) (D)	
21A	50101-05040	MUFFLER ASSY	1	5001 -					YZ8981441166
22A	38765-29830	PIPE,EXHAUST	1	5001 -					
23A	38765-30040	PIPE,EXHAUST	1	5001 -					
24A	38765-30430	PIPE,EXHAUST	1	5001 -					(38765-30290)
25A	38768-60100	PIPE ASSY,EXHAUST	1	5001 -					
26A	50101-04660	GASKET	3	5001 -					YZ1221160300
27A	50101-04670	GASKET	1	5001 -					YZ1141451750
28A	41754-26230	PLATE	1	5001 -					
29A	41753-50590	PLATE	2	5001 -					
30A	41715-58810	PLATE	1	5001 -					
31A	31271-20230	COVER,INSULATION	1	5001 -					
32A	50101-05070	HOSE	2	5001 -					YZ8982034530
33A	50101-04750	CLAMP	4	5001 -					YZ8973296270
34A	46011-23260	WASHER,PLANE	4	5001 -					
35A	35700-22000	SPACER	6	5001 -					
36A	37600-25690	NUT	8	5001 -					
37A	61802-10025	BOLT,FLANGED	6	5001 -					
38A	61805-12035	BOLT,FLANGED	4	5001 -					
39A	61802-12045	BOLT,FLANGED	14	5001 -					
40A	61802-16040	BOLT,FLANGED	4	5001 -					
41A	62401-81122	NUT	12	5001 -					
42A	62480-21161	NUT,FLANGED	4	5001 -					
43A	62701-40121-7	WASHER,PLANE	12	5001 -					
44A	88120-11200	WASHER,CONICAL SPRING	8	5001 -					

PRE CLEANER MOUNT


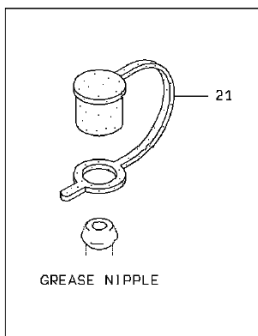
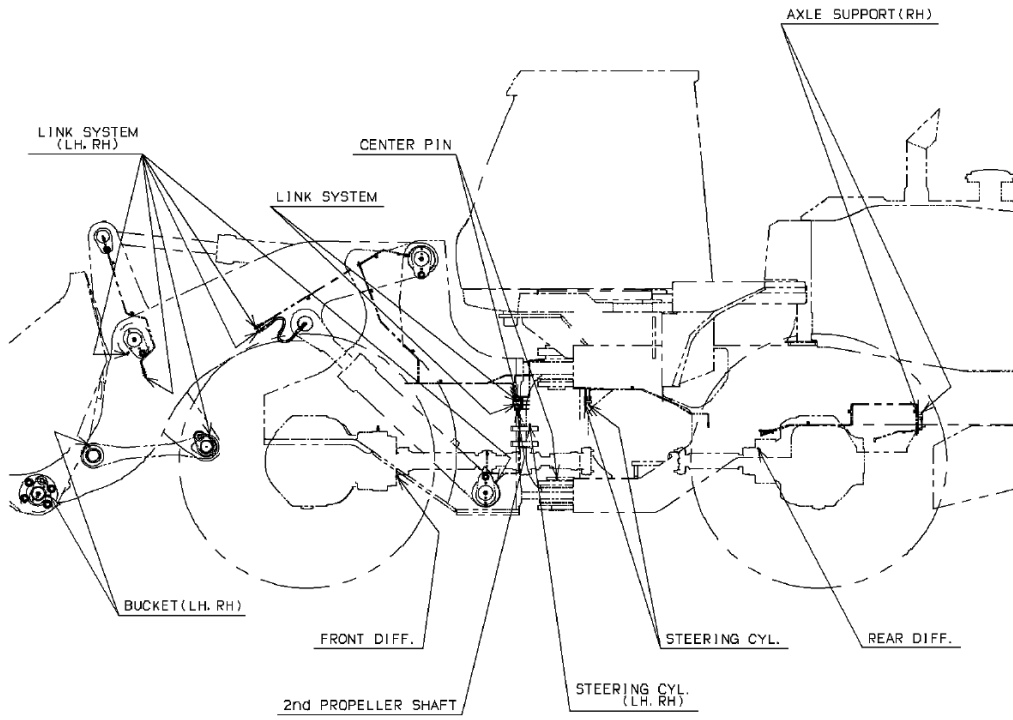


1-B

PRE CLEANER MOUNT

SYM-BOL	PART NUMBER	PART NAME	UNIT Q,TY	SERIAL (A) - (B)	REMARKS				REMARKS
					N	P	D	(A) (B) (C) (D)	
21A	36430-25220	DUCT	1	5001 -					
22A	35681-36270	SPONGE	1	5001 -					
23A	61802-10020	BOLT,FLANGED	4	5001 -					
24A	42735-20050-7	PRECLEANER ASSY	1	5001 -			Y01		
41A	42730-60010-7	PRECLEANER	1	5001 -			01 Y02		
42A	36430-60100-7	DUCT	1	5001 -			01		
61A	42730-70140-7	PRECLEANER	1	5001 -				02	
62A	32920-70900-7	CLAMP	2	5001 -				02	

RAIN CAP

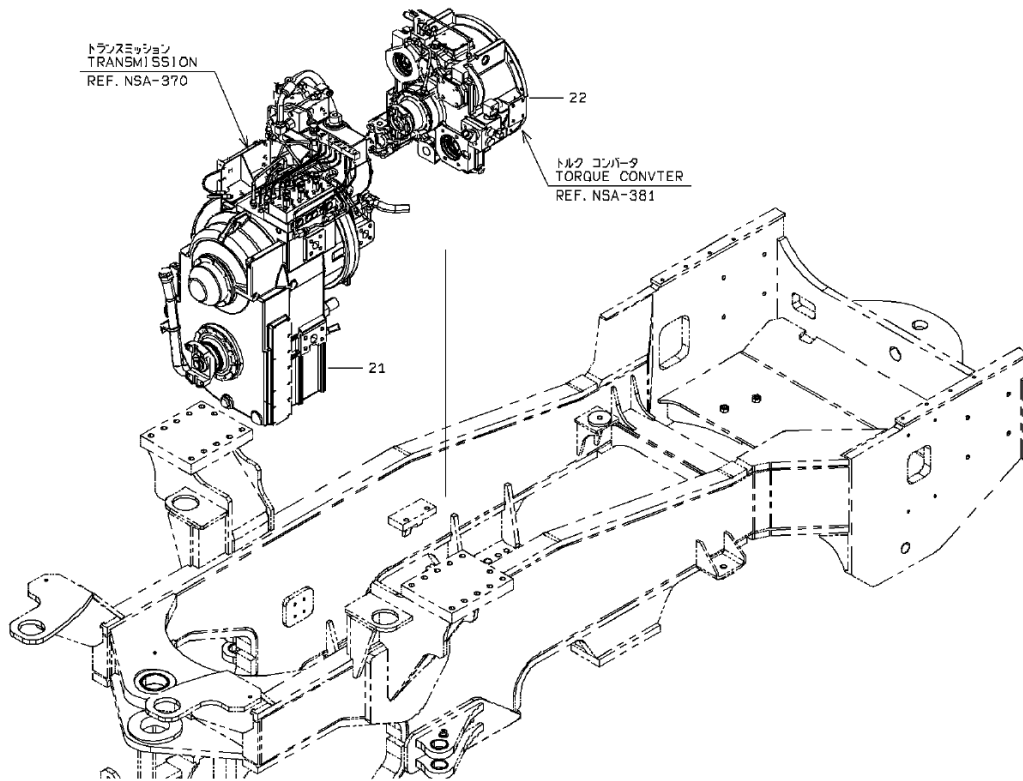


1-A

RAIN CAP

SYM-BOL	PART NUMBER	PART NAME	UNIT Q,TY	SERIAL (A) - (B)	REMARKS			
					N	P	D	REMARKS
21A	32224-20160-7	CAP,ELASTIC	29	5001 -				

DRIVE UNIT (TRANSMISSION,TORQUE CONVERTER)



41 YA60061325 REPAIR KIT

PART NUMBER	PART NAME	Q'TY	SERIAL	REF. COMPO. P/C SEC. -SYMBOL	SAME AS
< For Torque Converter >					
31990-27340	GASKET	1	101-	381-75	
31990-27350	GASKET	1	101-	381-76	
31990-29270	GASKET	1	101-	381-23	
31990-28550	GASKET	1	101-	381-100	
31990-28560	GASKET	1	101-	381-117	
31990-28590	GASKET	1	101-	381-114	
41694-21020	PLATE, LOCK	1	101-	381-57	
45301-60090	RING, PISTON	2	101-	381-86	
45301-60180	RING, PISTON	1	101-	381-84	
45301-60230	RING, PISTON	1	101-	381-87	
45301-60260	RING, PISTON	1	101-	381-88	
45301-60270	RING, PISTON	1	101-	381-85	
45301-60410	RING, PISTON	1	101-	381-89	
47131-21660	RING, O	2	101-	381-90	
65210-12012	RING, O	4	101-	363-29, 381-138	4506412
65210-12020	RING, O	1	101-	363-51	4506420
65210-12044	RING, O	1	101-	381-158	4037888
65210-18060	RING, O	1	101-	381-91	
38111-13690	WASHER, SEAL	1	101-	381-92	

DRIVE UNIT (TRANSMISSION,TORQUE CONVERTER)

< For Transmission >

31990-20970	GASKET	1	101-	370-25	
31990-26790	GASKET	1	101-	385-23	
31990-26800	GASKET	1	101-	385-24	
31990-26880	GASKET	1	101-	372-45	
31990-26890	GASKET	1	101-	385-25	
31990-27090	GASKET	1	101-	370-23	
31990-27400	GASKET	1	101-	373-141	
31990-27470	GASKET	1	101-	370-28	
31990-27621	GASKET	1	101-	371-63	
31990-28570	GASKET	1	101-	370-32	
39661-70500	PACKING. U	2	101-	390-55, 390-63	
45301-60130	RING. PISTON	2	101-	373-86	
45301-60640	RING. PISTON	2	101-	373-87	
46023-90010	WASHER. SEAL	4	101-	370-100	
47119-20230	RING. SQUARE	1	101-	370-53	
47131-20830	RING. O	1	101-	371-60	
47131-20850	RING. O	1	101-	371-61	
47131-20880	RING. O	1	101-	371-58	
47131-20890	RING. O	1	101-	371-59	
47131-60510	RING. O	1	101-	372-31	
47131-60520	RING. O	1	101-	371-62	
47131-90010	RING. O	2	101-	370-99	
47142-60230	RING. U	3	101-147	373-90	
47142-20260	RING. U	3	148-	373-90	
47142-60240	RING. U	1	101-147	373-140	
47142-20270	RING. U	1	148-	373-140	
47142-60150	RING. U	1	101-	373-91	
47142-60170	RING. U	2	101-	373-93	
47142-60180	RING. U	2	101-	373-89	
47142-60200	RING. U	2	101-	373-88	
47142-60210	RING. U	1	101-	373-92	
49327-72070	SEAL KIT	1	101-	389-64	
49327-72500	SEAL KIT	1	101-	389-63	
49327-73770	SEAL KIT	1	101-	389-62	
49327-74570	SEAL KIT	1	101-	389-75	
49327-74650	SEAL KIT	1	101-	389-61	
49327-74740	SEAL KIT	1	101-	378-81	
65040-01808	SEAL. DUST	1	101-	371-53	
65054-06313	SEAL. OIL	4	101-	372-30, 381-83	
65054-06514	SEAL. OIL	2	101-	371-55	
65084-06514	SEAL. OIL	1	101-	371-54	
65210-12008	RING. O	5	101-	363-27, 381-139, 389-76	450648
65210-12011	RING. O	18	101-	363-28, 379-91, 381-159, 389-67, 390-67	Z957366
65210-12014	RING. O	13	101-	363-30, 379-92, 381-161, 389-66, 390-69	4509180
65210-12016	RING. O	1	101-	370-35	4506416
65210-12018	RING. O	9	101-	379-94, 381-157, 385-26, 389-69	4506418
65210-12022	RING. O	1	101-	370-34	
65210-12024	RING. O	2	101-	370-102, 378-41	4506424
65210-12029	RING. O	5	101-	370-91, 381-163, 389-68	4506429
65210-12038	RING. O	2	101-	370-93, 381-156	Z970860
65210-12056	RING. O	1	101-	370-92	4140476
65210-18020	RING. O	4	101-	379-49	
65210-18029	RING. O	4	101-	379-50	4366528
65210-22040	RING. O	2	101-	390-56, 390-64	A811040
65210-22090	RING. O	1	101-	372-33	A811090
65210-22160	RING. O	1	101-	372-32	A811160
65210-22180	RING. O	2	101-	371-65	A811180
65210-26035	RING. O	1	101-	370-65	4153533
65210-28060	RING. O	2	101-	373-127	
65220-41003	RING. O	1	101-	370-62	4510169
88111-11400	WASHER. SEAL	2	101-	390-31	

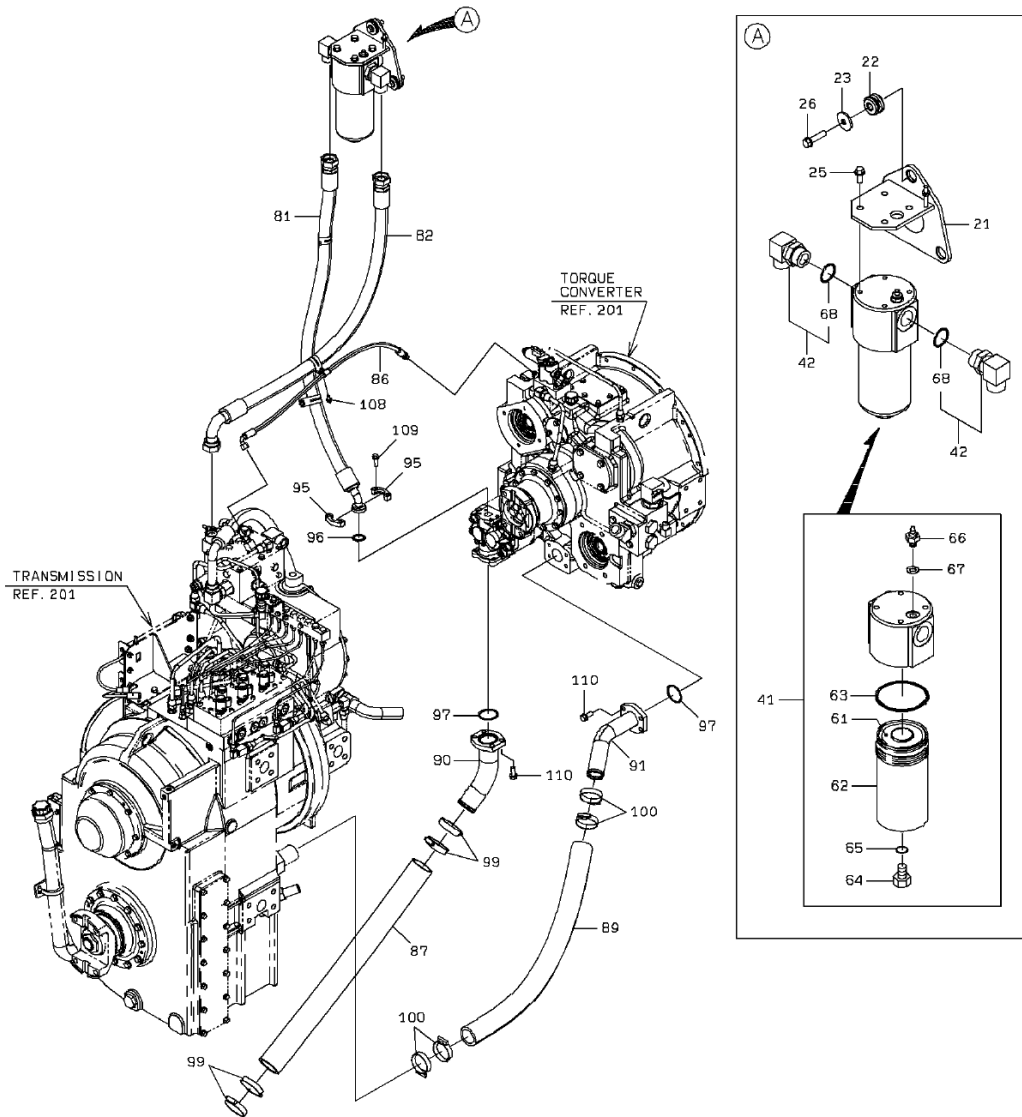
XB00011955

DRIVE UNIT (TRANSMISSION,TORQUE CONVERTER)

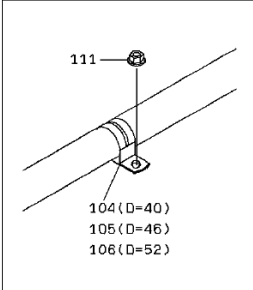
SYM-BOL	PART NUMBER	PART NAME	UNIT Q,TY	SERIAL (A) - (B)	REMARKS				REMARKS
					N	P	D	(A) (B) (C) (D)	
21A	37421-21990	TRANSMISSION ASSY	1	5001 -					REF.NSA-370
22A	37431-20090	TORQUR CONVERTER ASSY	1	5001 -					REF.NSA-381
41A	YA600-61325	REPAIR KIT	1	5001 -					

MEMO

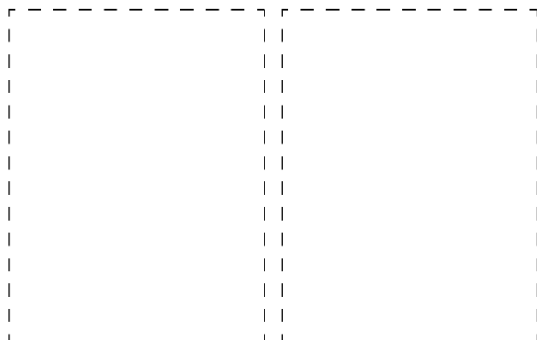
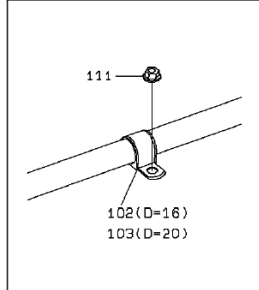
TORQUE CONVERTER PIPING



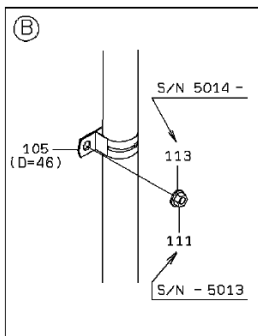
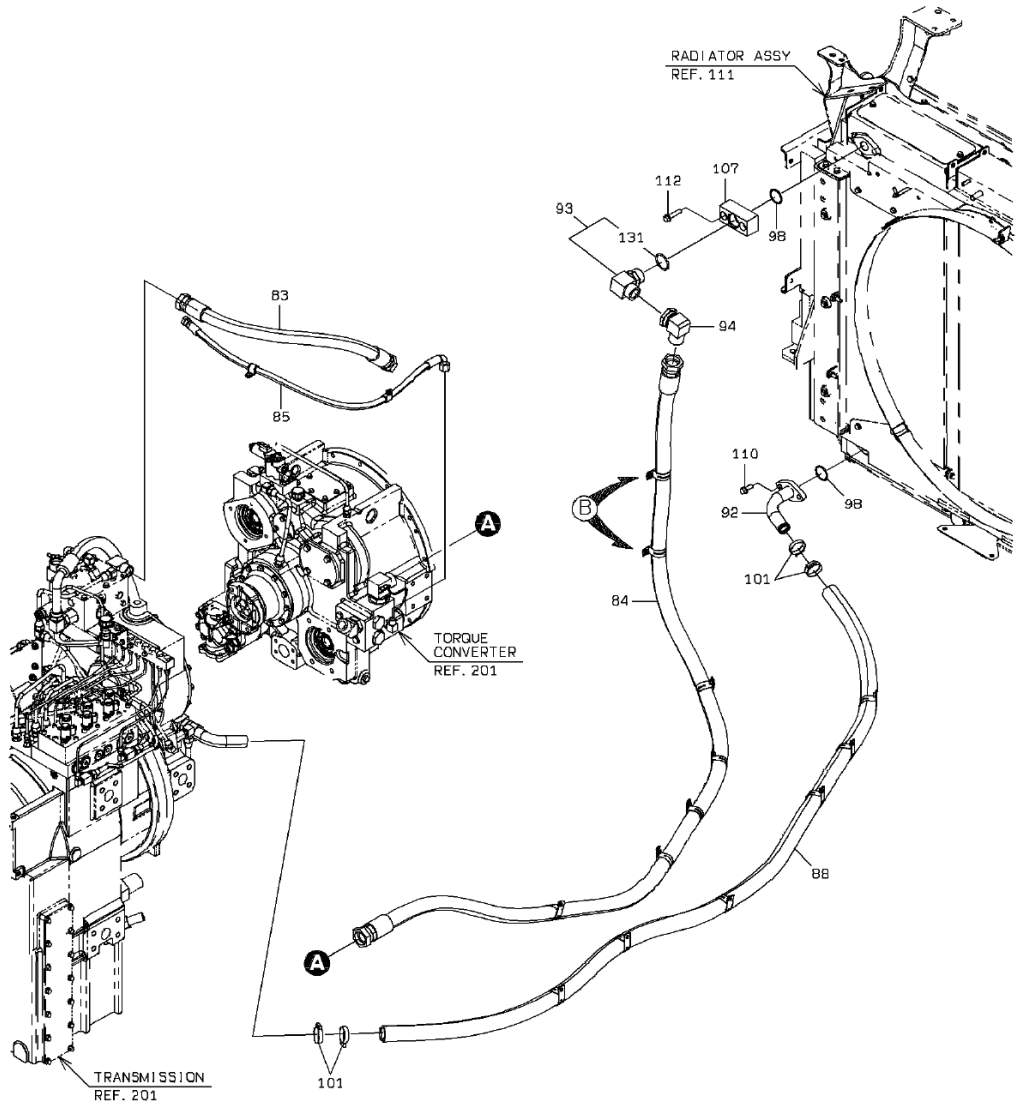
DETAIL OF PIPE HOLDER



DETAIL OF PIPE HOLDER



TORQUE CONVERTER PIPING



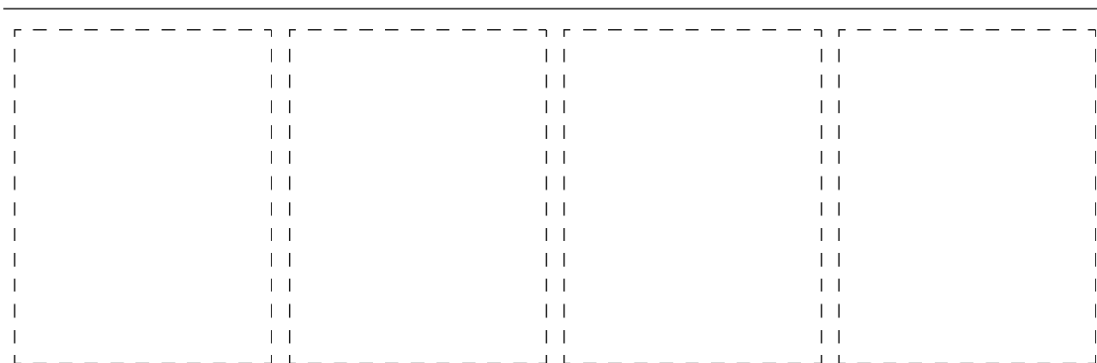
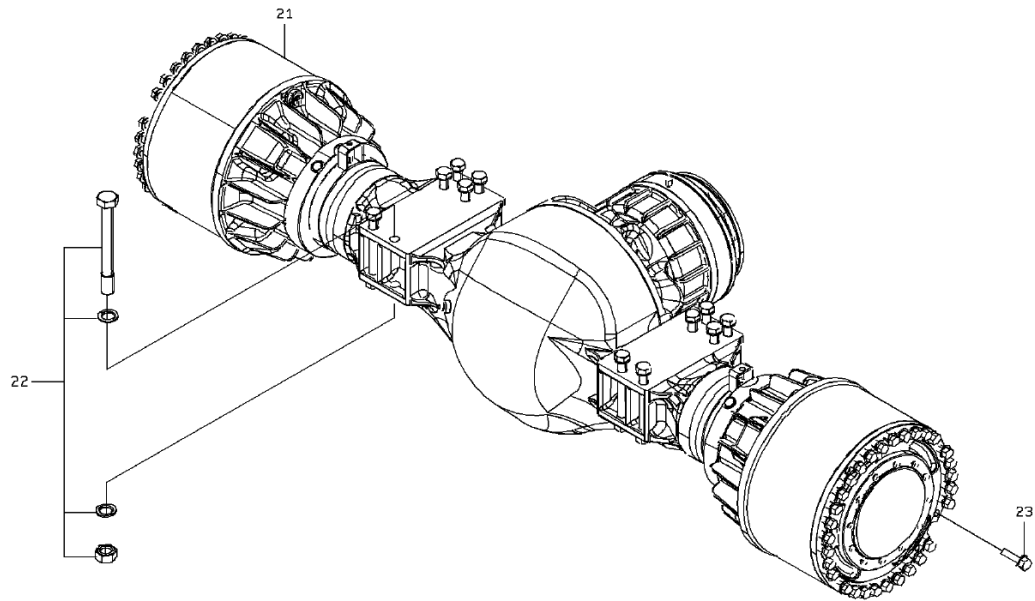
2-B

TORQUE CONVERTER PIPING

SYM-BOL	PART NUMBER	PART NAME	UNIT Q,TY	SERIAL		REMARKS							
				(A)	(B)	N	P	D	(A)	(B)	(C)	(D)	REMARKS
21A	40903-29300	BRACKET	1	5001	-								
22A	40850-20060	BUSHING,ELASTIC	3	5001	-								
23A	41615-22330	PLATE	3	5001	-								
25A	61802-12025	BOLT,FLANGED	4	5001	-								
26A	61802-12050	BOLT,FLANGED	3	5001	-								
41A	40337-60330	FILTER ASSY,LINE	1	5001	-					Y01			
42A	88241-07120	ADAPTER,ELBOW	2	5001	-					Y02			
61A	30981-70620	ELEMENT,FILTER	1	5001	-					01			
62A	33100-70640	CASE	1	5001	-					01			
63A	65210-22115	RING,O	1	5001	-					01			
64A	41530-74210	PLUG	1	5001	-					01			
65A	65210-12014	RING,O	1	5001	-					01			
66A	30650-70060	INDICATOR,FILTER	1	5001	-					01			
67A	46023-70270	WASHER,SEAL	1	5001	-					01			
68A	65210-12038	RING,O	1	5001	-						02		
81A	43103-21380	HOSE,HIGH PRESSURE	1	5001	-								
82A	68235-70120	HOSE,HIGH PRESSURE	1	5001	-								
83A	68255-70085	HOSE,HIGH PRESSURE	1	5001	-								
84A	68255-80398	HOSE,HIGH PRESSURE	1	5001	-								
85A	68035-30108	HOSE,HIGH PRESSURE	1	5001	-								
86A	68635-20080	HOSE,HIGH PRESSURE	1	5001	-								
87A	67041-60082	HOSE,HEAT RESISTING LP	1	5001	-								
88A	67040-38000	HOSE,HEAT RESISTING LP	4 M	5001	-								L=3250
89A	67040-50000	HOSE,HEAT RESISTING LP	1 M	5001	-								L=830
90A	38775-41970	PIPE,OIL	1	5001	-								
91A	38775-41980	PIPE,OIL	1	5001	-								
92A	38775-44100	PIPE,OIL	1	5001	-								
93A	88241-07124	ADAPTER,ELBOW	1	5001	-						Y03		
94A	30242-20240	ADAPTER,ELBOW UNION	1	5001	-								
95A	69811-25210-7	FLANGE,SPLIT	2	5001	-								
96A	65220-31024	RING,O	1	5001	-								
97A	65220-41006	RING,O	2	5001	-								
98A	65210-12045	RING,O	2	5001	-								
99A	69030-09200	BAND,HOSE-HIGH TORQUE	4	5001	-								
100A	69030-07900	BAND,HOSE-HIGH TORQUE	4	5001	-								
101A	69002-05700-7	BAND,HOSE	4	5001	-								
102A	43573-20290	HOLDER,PIPE	1	5001	-								D=16
103A	43573-20360	HOLDER,PIPE	2	5001	-								D=20
104A	87020-40000	HOLDER,PIPE	3	5001	-								D=40
105A	87020-46000	HOLDER,PIPE	7	5001	-								D=46
106A	87020-52000	HOLDER,PIPE	6	5001	-								D=52
107A	30230-28950	ADAPTER	1	5001	-								
108A	61802-08016-7	BOLT,FLANGED	1	5001	-								
109A	61802-10030	BOLT,FLANGED	4	5001	-								
110A	61802-12030	BOLT,FLANGED	10	5001	-								
111A	62480-21081	NUT,FLANGED	18	5001	-								
111B	62480-21081	NUT,FLANGED	16	5014	-								
112A	61802-12055	BOLT,FLANGED	2	5001	-								
113A	62480-21101-7	NUT,FLANGED	2	5014	-								
131A	65210-12044	RING,O	1	5001	-						03		

MEMO

FRONT AXLE (TPD)

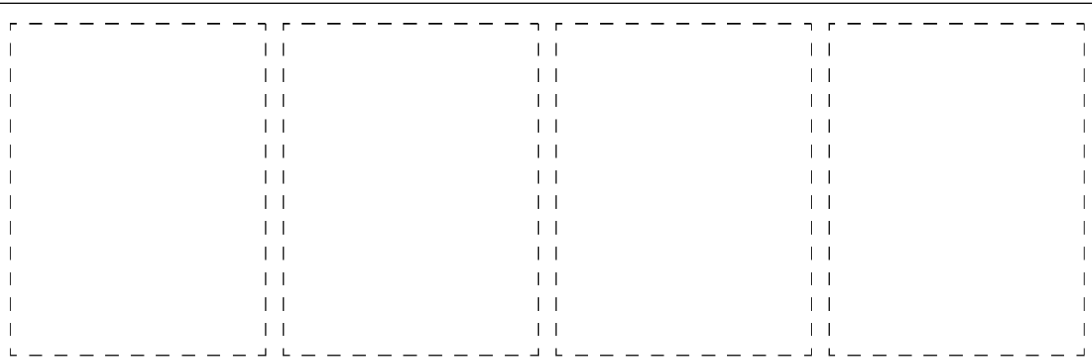
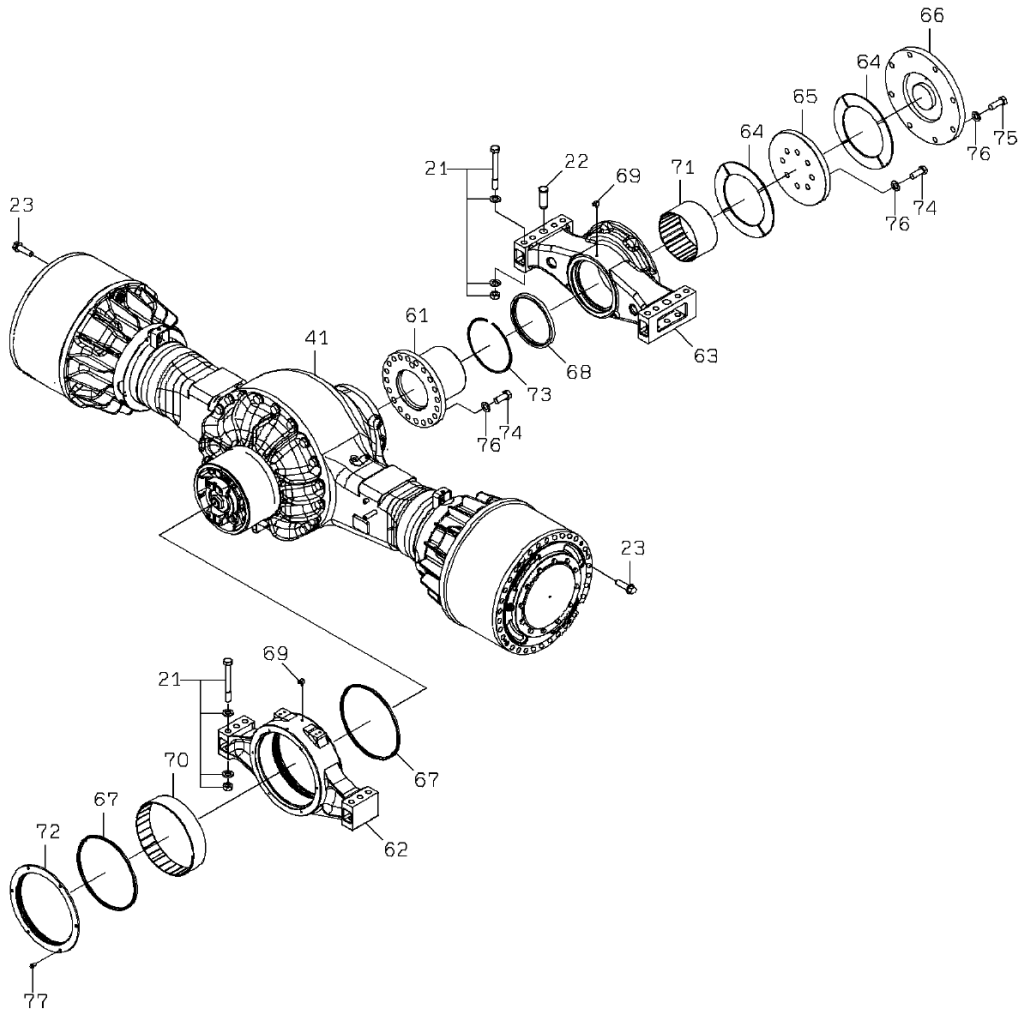


1-A

FRONT AXLE (TPD)

SYM- BOL	PART NUMBER	PART NAME	UNIT Q,TY	SERIAL (A) - (B)	REMARKS				REMARKS
					N	P	D	(A) (B) (C) (D)	
21A	30111-22120	AXLE ASSY,FRONT	1	5001 -					REF.NSA-401
22A	43925-21370	BOLT SET	12	5001 -					
23A	61805-24080	BOLT,FLANGED	62	5001 -					

REAR AXLE (TPD)

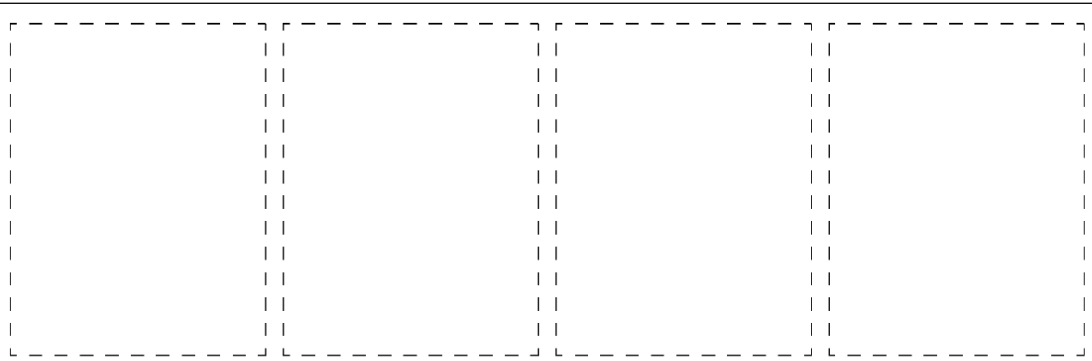
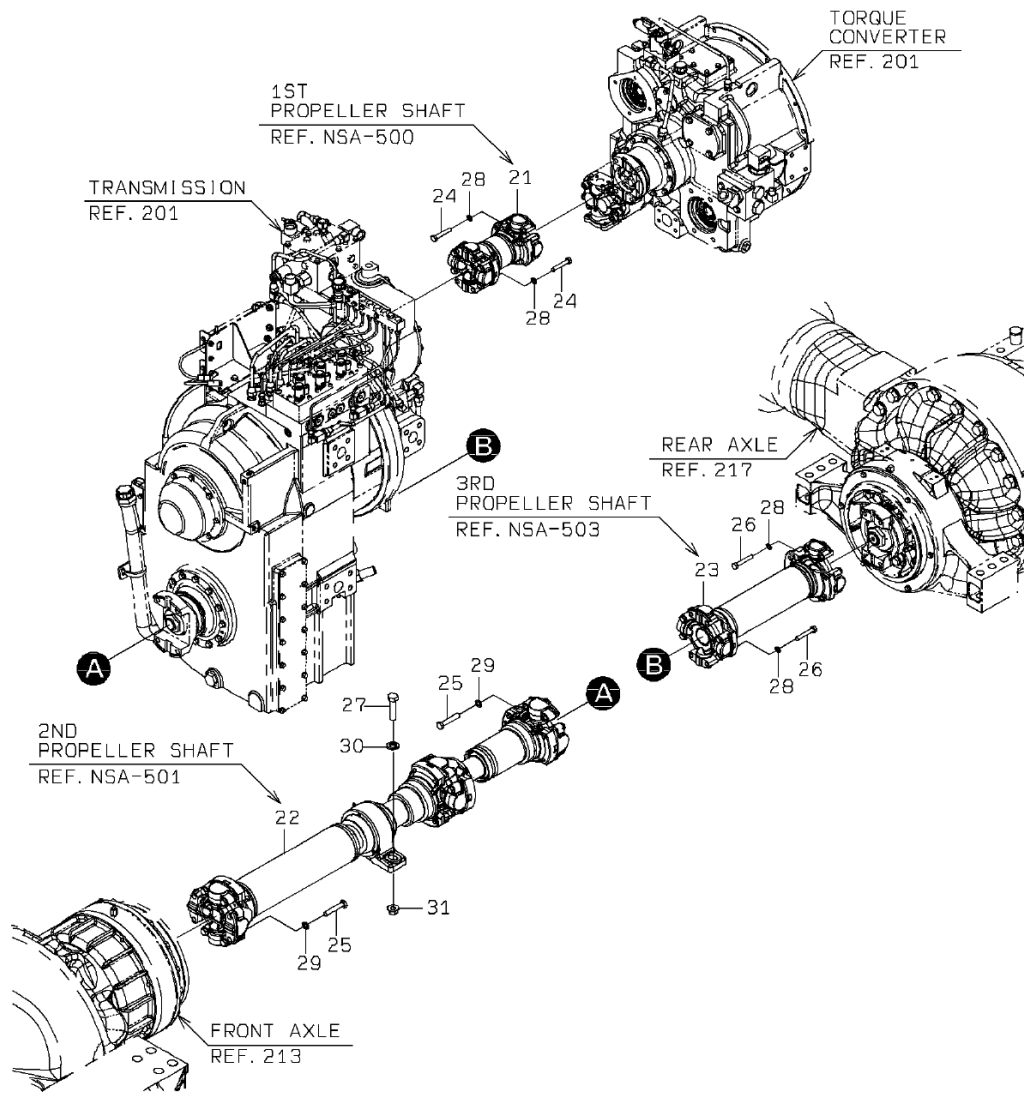


1-A

REAR AXLE (TPD)

SYM-BOL	PART NUMBER	PART NAME	UNIT Q,TY	SERIAL (A) - (B)	REMARKS						
					N	P	D	(A)	(B)	(C)	(D)
21A	43925-21180	BOLT SET	14	5001 -							
22A	40044-20350	PIN,HEAD	2	5001 -							
23A	61805-24080	BOLT,FLANGED	62	5001 -							
41A	30112-23230	AXLE ASSY,REAR	1	5001 -							REF.NSA-411
61A	34500-24580	SHAFT	1	5001 -							
62A	33621-21970	SUPPORT,AXLE	1	5001 -							
63A	33621-21260	SUPPORT,AXLE	1	5001 -							
64A	47171-20260	RING,WEAR	2	5001 -							
65A	41621-21100	PLATE	1	5001 -							
66A	41621-23330	PLATE	1	5001 -							
67A	39600-60480	PACKING	2	5001 -							
68A	39600-60490	PACKING	1	5001 -							
69A	69100-20600	FLARED FITTING,ELBOW	2	5001 -							
70A	40840-60340	BUSHING	1	5001 -							
71A	40840-60300	BUSHING	1	5001 -							
72A	45200-29140	RING	1	5001 -							
73A	45311-20570	RING,SNAP	1	5001 -							
74A	61005-24065	BOLT	28	5001 -							
75A	61005-24070	BOLT	8	5001 -							
76A	62710-18241	WASHER,PLANE	36	5001 -							
77A	61802-10020	BOLT,FLANGED	6	5001 -							

PROPELLER SHAFT

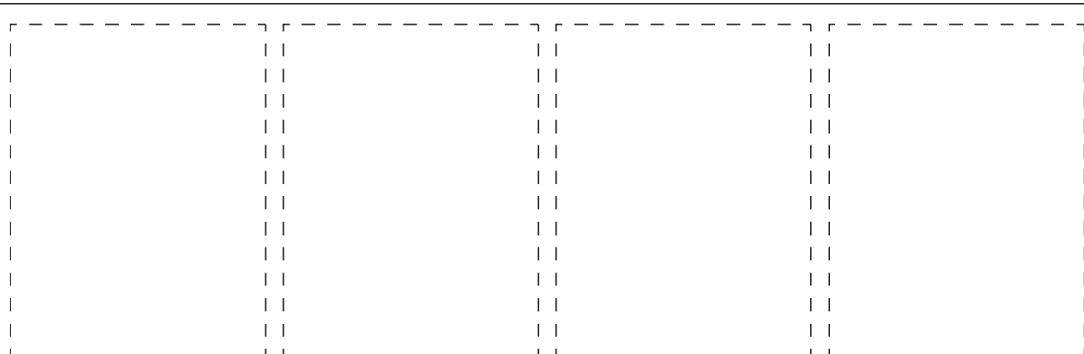
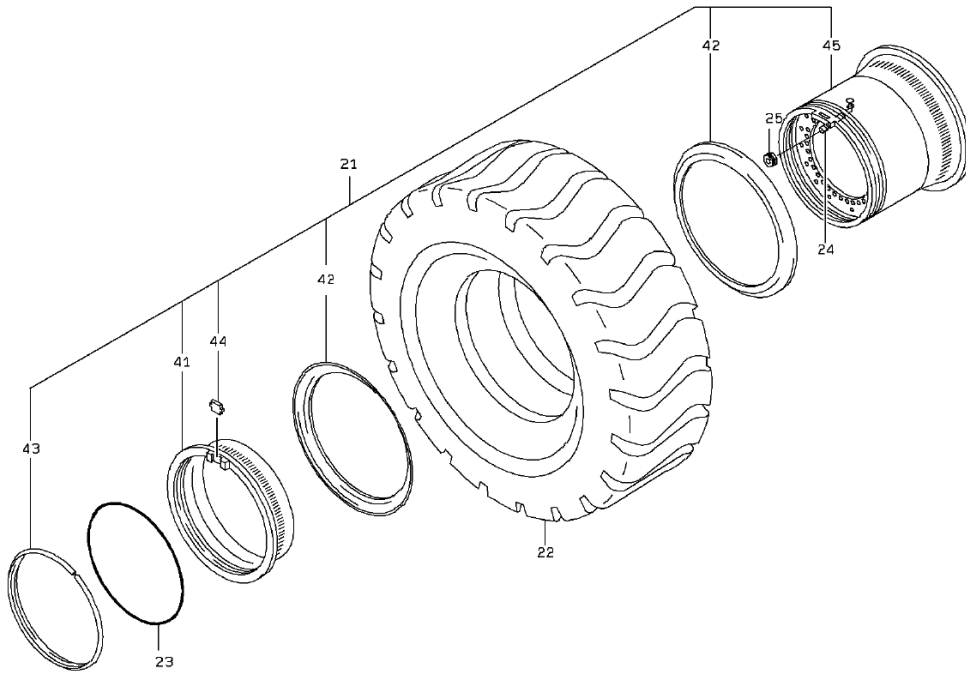


1-B

PROPELLER SHAFT

SYM-BOL	PART NUMBER	PART NAME	UNIT Q,TY	SERIAL (A) - (B)	REMARKS				REMARKS
					N	P	D	(A) (B) (C) (D)	
21A	42753-60690	PROPELLER SHAFT ASSY	1	5001 -					1ST
22A	42752-61080	PROPELLERSHAFT ASSY,2	1	5001 -					2ND
23A	42753-60680	PROPELLERSHAFT ASSY,3	1	5001 -					3RD
24A	61014-12070	BOLT	8	5001 -					
25A	61014-14080	BOLT	8	5001 -					
26A	61014-12075	BOLT	8	5001 -					
27A	61033-20080	BOLT	2	5001 -					
28A	46011-22320	WASHER,PLANE	16	5001 -					
29A	46011-22080	WASHER,PLANE	8	5001 -					
30A	62710-18201	WASHER,PLANE	2	5001 -					
31A	62480-21201	NUT,FLANGED	2	5001 -					

TIRE


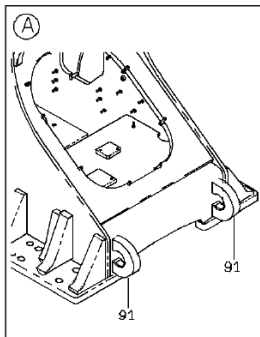
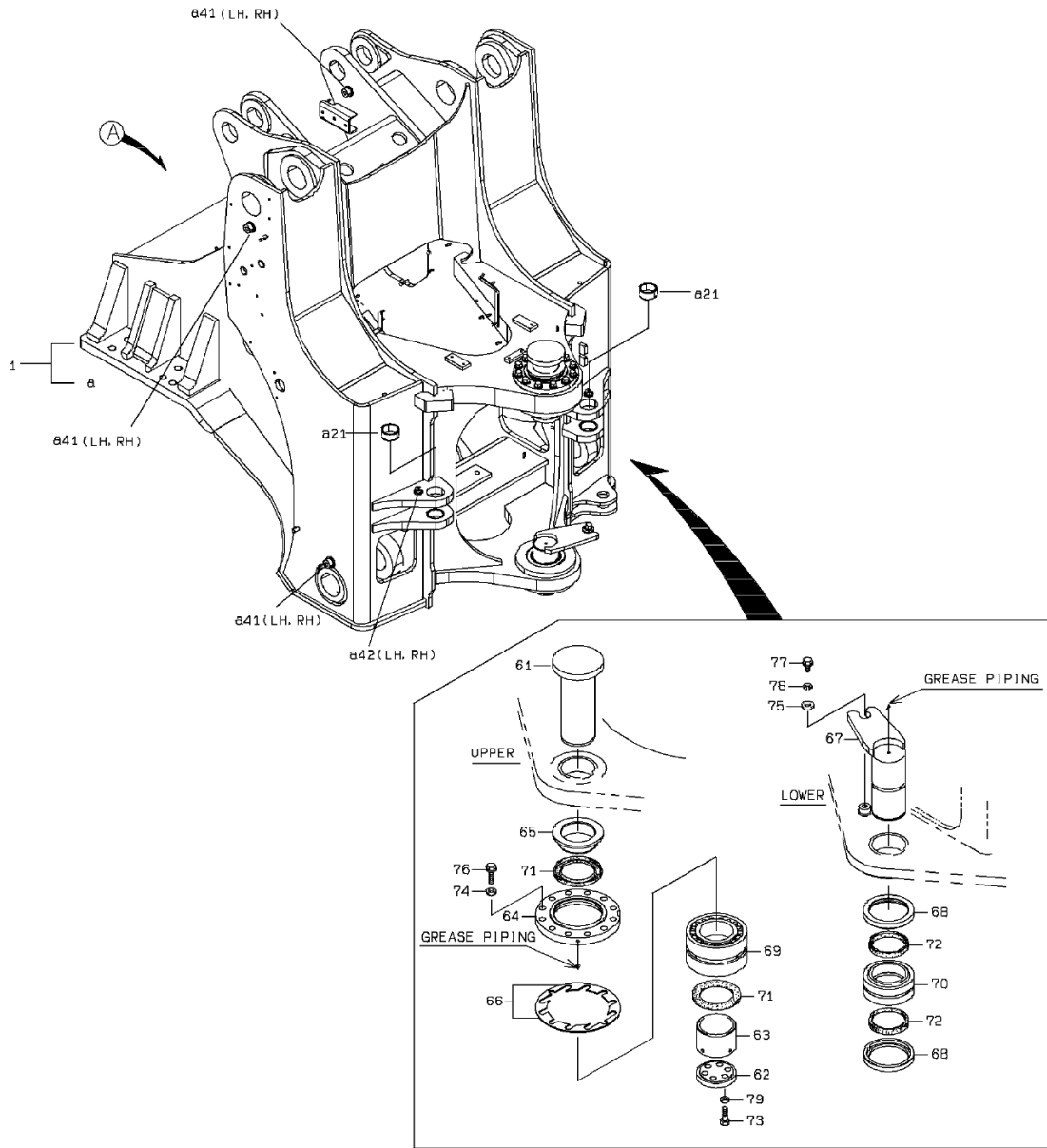


1-A

TIRE

SYM-BOL	PART NUMBER	PART NAME	UNIT Q,TY	SERIAL (A) - (B)	REMARKS					
					N	P	D	(A)	(B)	(C)
21A	43424-60500-7	WHEEL,DISC	4	5001 -				Y01		
22A	36011-70020-7	TIRE ASSY,TUBELESS	4	5001 -						
23A	47131-71230	RING,O	4	5001 -						
24A	38510-60470-7	VALVE	4	5001 -						FR TUBELESS
25A	38542-60050-7	VALVE UNIT	4	5001 -						FR TUBELESS
41A	45200-60110-7	RING	1	5001 -				01		
42A	45282-60350-7	RING,SIDE	2	5001 -				01		
43A	45324-60360-7	RING,LOCK	1	5001 -				01		
44A	49457-60070-7	DRIVER,LOCK RING	1	5001 -				01		
45A	45040-60370-7	RIM	1	5001 -				01		

FRONT FRAME

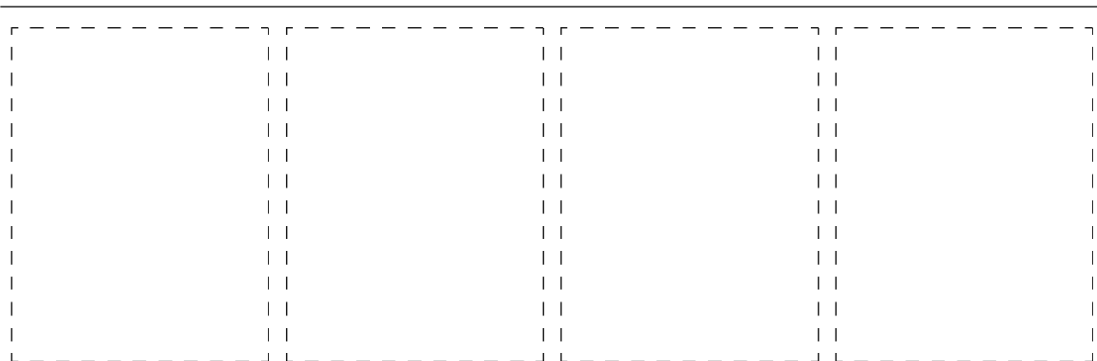
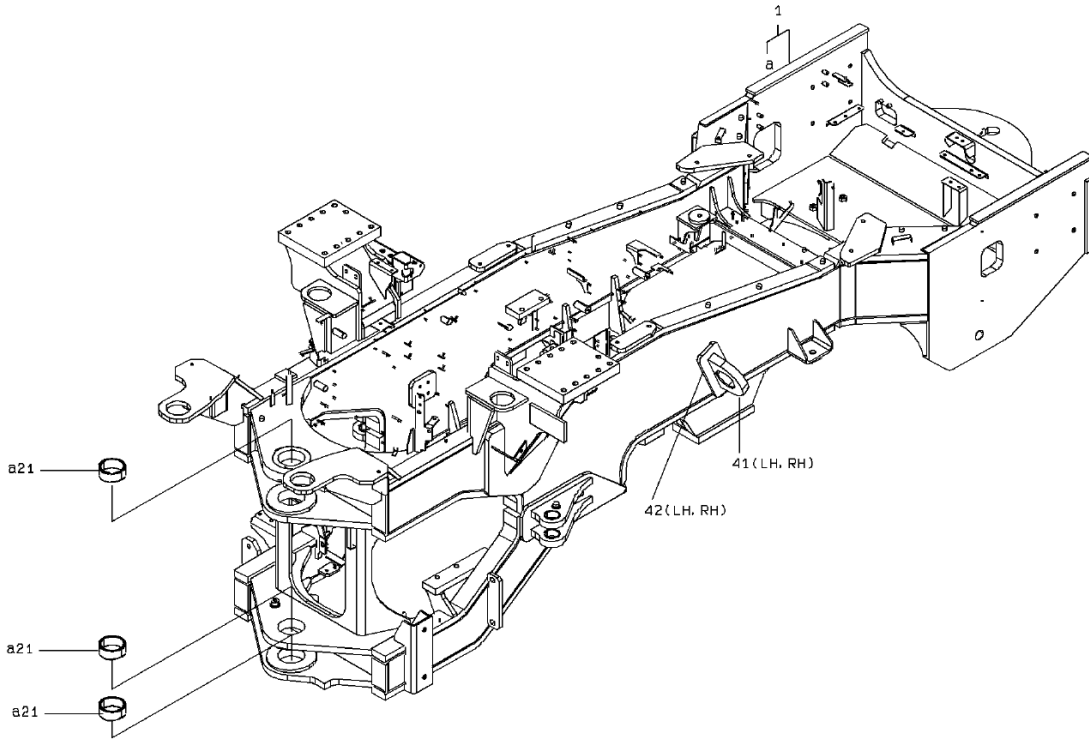


1-A

FRONT FRAME

SYM-BOL	PART NUMBER	PART NAME	UNIT Q,TY	SERIAL (A) - (B)	REMARKS						
					N	P	D	(A)	(B)	(C)	(D)
1A	34256-25270	CHASSIS ASSY,FRONT	1	5001 -				Y01			
21A	63422-40375	BUSHING	4	5001 -				01			
41A	41621-20340-7	BOSS	6	5001 -				01			
42A	41621-20320-7	BOSS	2	5001 -				01			WELDING
61A	40034-20180	PIN,CENTER	1	5001 -							WELDING
62A	41621-20920	PLATE	1	5001 -							FR UPPER
63A	40840-20700	BUSHING	1	5001 -							
64A	31205-20600	COVER	1	5001 -							
65A	45200-20730	RING	1	5001 -							
66A	34200-20960	SHIM	1	5001 -							T=0.1-1.0
67A	40034-20190	PIN,CENTER	1	5001 -							FR LOWER
68A	45200-20740	RING	2	5001 -							
69A	42004-60060	BEARING,TAPER ROLLER	1	5001 -							
70A	42017-60040	BEARING,SPHERICAL	1	5001 -							
71A	65051-02810	SEAL,DUST	2	5001 -							
72A	65051-02510-7	SEAL,DUST	2	5001 -							
73A	43900-23980	BOLT	6	5001 -							
74A	88120-12000	WASHER,CONICAL SPRING	12	5001 -							
75A	46011-20170	WASHER,PLANE	1	5001 -							
76A	61802-20045	BOLT,FLANGED	12	5001 -							
77A	61802-20032	BOLT,FLANGED	1	5001 -							
78A	62721-20100	WASHER,SPRING	1	5001 -							
79A	62710-18201	WASHER,PLANE	6	5001 -							
91A	41655-20050	STOPPER	2	5001 -							WELDING

REAR FRAME

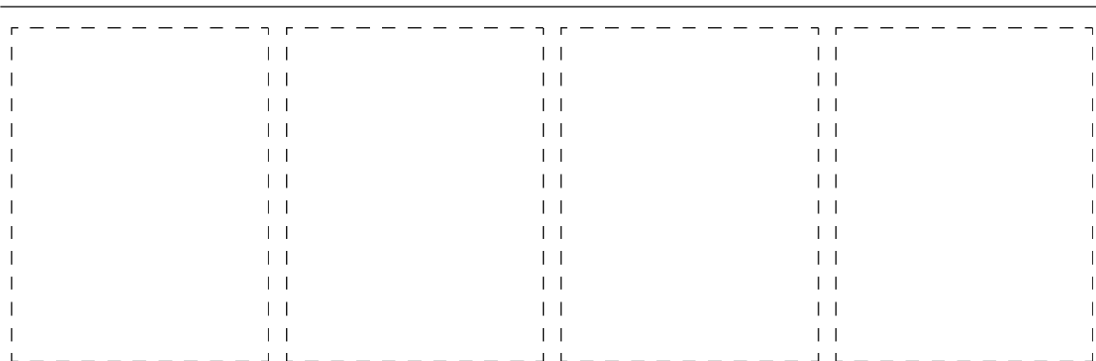
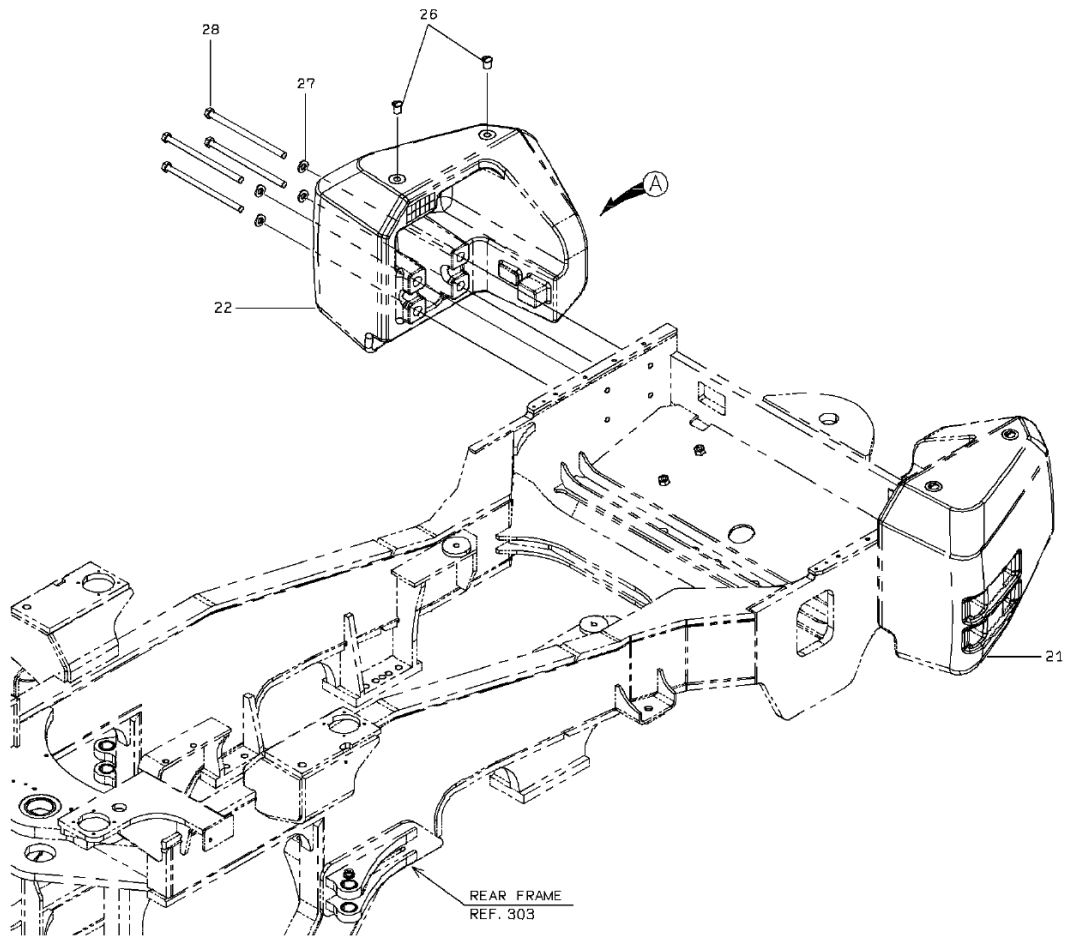


1-A

REAR FRAME

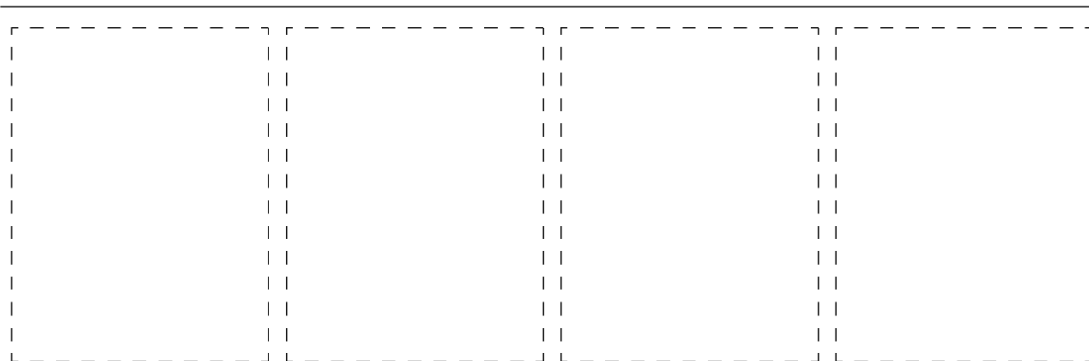
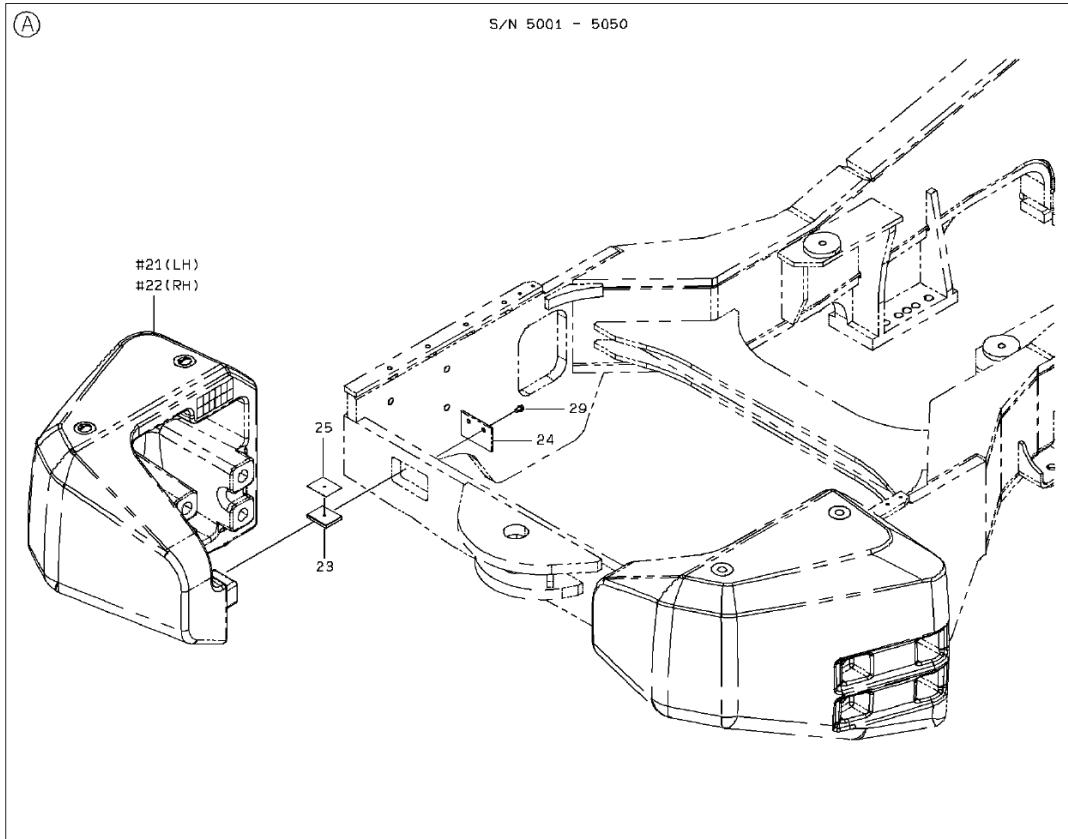
SYM-BOL	PART NUMBER	PART NAME	UNIT Q,TY	SERIAL (A) - (B)	REMARKS						
					N	P	D	(A)	(B)	(C)	(D)
1A	34257-28620	CHASSIS ASSY,REAR	1	5001 - 5050				Y01			
1B	34257-28940	CHASSIS ASSY,REAR	1	5051 -		C		Y01			
21A	40840-20690	BUSHING	3	5001 -				01			
41A	41655-20050	STOPPER	2	5001 -							WELDING
42A	41607-33220	PLATE	2	5001 -							WELDING

COUNTER WEIGHT



1-A

COUNTER WEIGHT



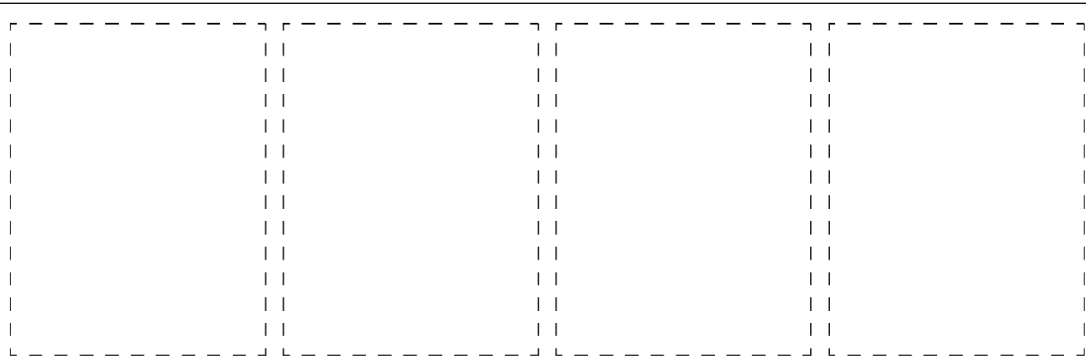
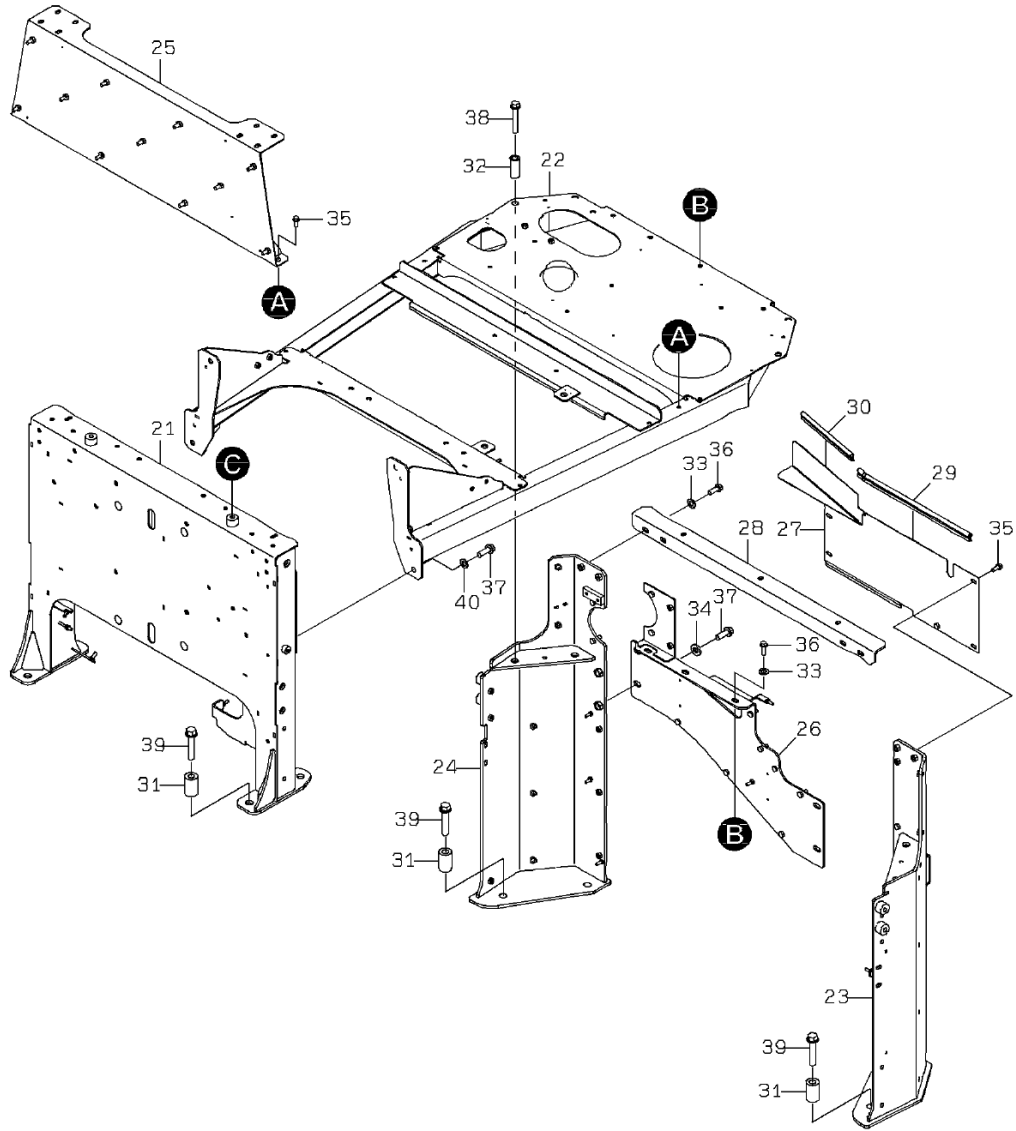
2-A

COUNTER WEIGHT

SYM-BOL	PART NUMBER	PART NAME	UNIT Q,TY	SERIAL (A) - (B)	REMARKS						
					N	P	D	(A)	(B)	(C)	(D)
21A	30780-26870-7	WEIGHT	1	5001 -							
22A	30780-26880-7	WEIGHT	1	5001 -							
23A	41717-54460	PLATE	2	5001 - 5050							
24A	41714-39400	PLATE	2	5001 - 5050							
25A	34200-28940	SHIM	6	5001 - 5050							
26A	32210-72880-7	CAP	4	5001 -							T=1.0
27A	46011-21980-7	WASHER,PLANE	8	5001 -							
28A	61033-24410	BOLT	8	5001 -							
29A	61802-10016	BOLT,FLANGED	4	5001 - 5050							

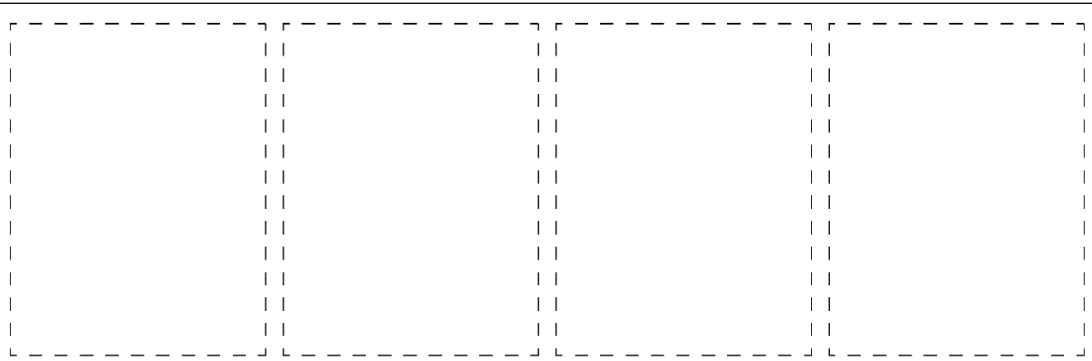
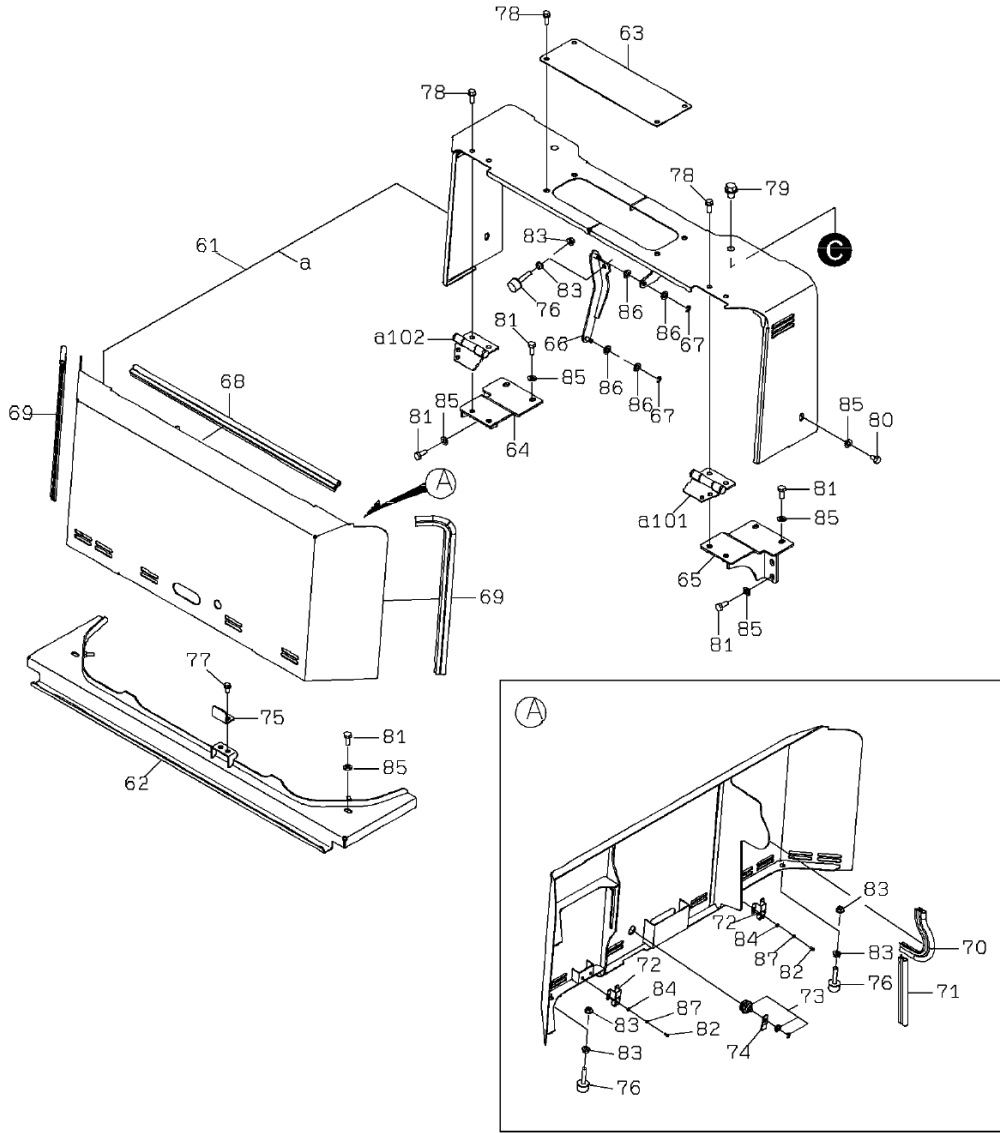
MEMO

ENGINE ROOM MOUNT (FRAME)



1-A

ENGINE ROOM MOUNT (FRAME)



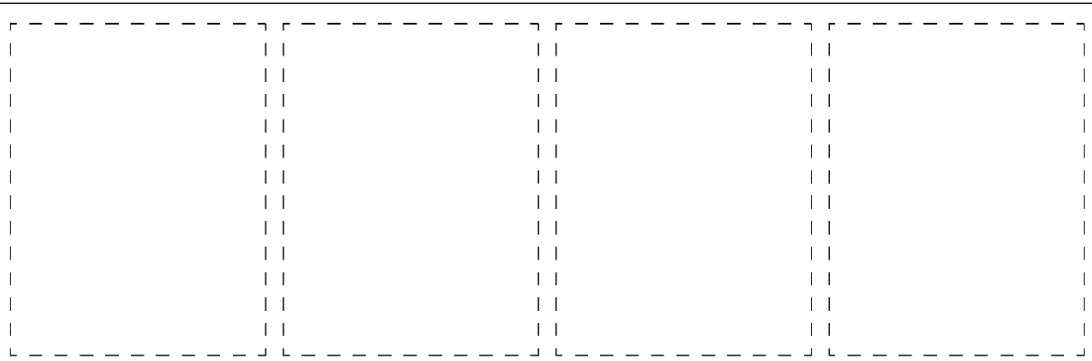
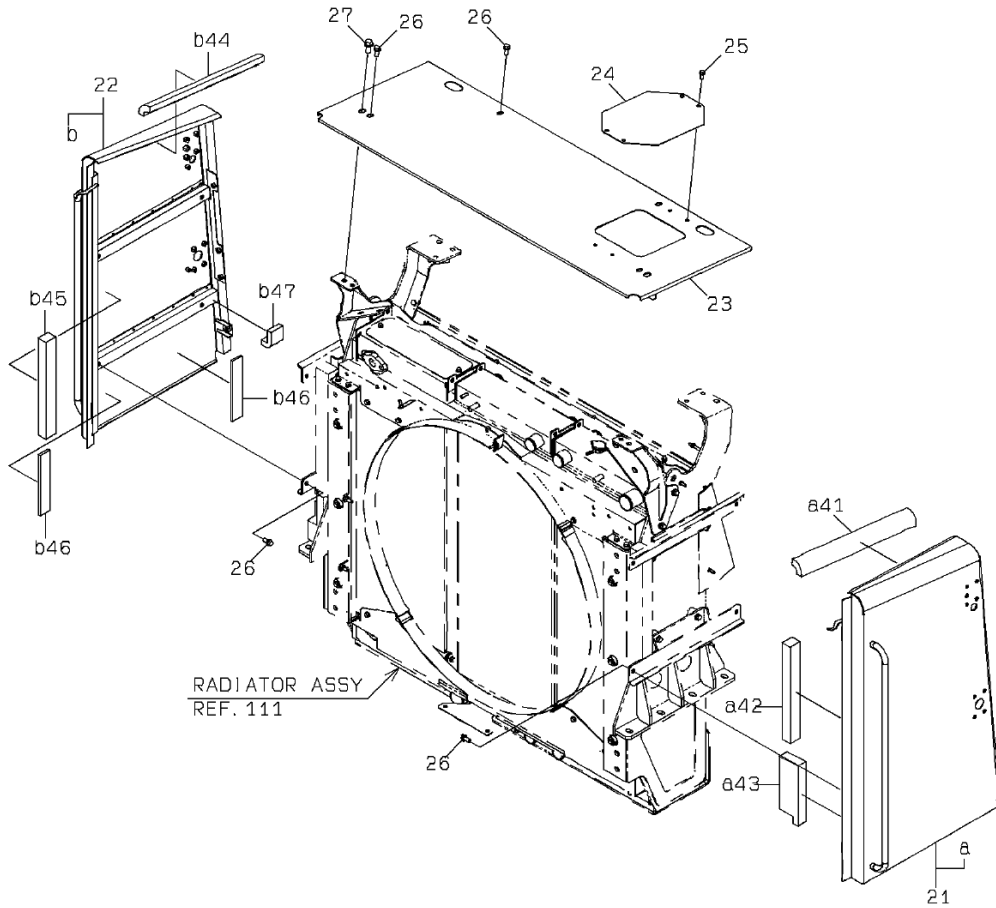
2-A

ENGINE ROOM MOUNT (FRAME)

SYM-BOL	PART NUMBER	PART NAME	UNIT Q,TY	SERIAL		REMARKS						
				(A)	(B)	N	P	D	(A)	(B)	(C)	(D)
21A	40600-48600	FRAME	1	5001	-							
22A	40600-48630	FRAME	1	5001	-							
23A	40600-48620	FRAME	1	5001	-							
24A	40600-48610	FRAME	1	5001	-							
25A	40600-48640	FRAME	1	5001	-							
26A	41754-36230	PLATE	1	5001	-							
27A	41754-33590	PLATE	1	5001	-							
28A	41717-24700	PLATE	1	5001	-							
29A	34041-22170	STRIP, SEAL	1	5001	-							
30A	34041-26480	STRIP, SEAL	1	5001	-							
31A	35750-24810	SLEEVE	8	5001	-							
32A	35700-22720	SPACER	4	5001	-							
33A	46011-20200	WASHER,PLANE	7	5001	-							
34A	46011-20290	WASHER,PLANE	4	5001	-							
35A	61802-10025	BOLT,FLANGED	5	5001	-							
36A	61802-12035	BOLT,FLANGED	7	5001	-							
37A	61802-16045	BOLT,FLANGED	8	5001	-							
38A	61802-16100	BOLT,FLANGED	4	5001	-							
39A	61802-20095	BOLT,FLANGED	8	5001	-							
40A	62710-18161	WASHER,PLANE	4	5001	-							
64A	41754-39460	PLATE	1	5001	-							
61A	31206-29490	COVER	1	5001	-				Y01			
62A	31206-29500	COVER	1	5001	-							
63A	41716-35240	PLATE	1	5001	-							
65A	41754-39470	PLATE	1	5001	-							
66A	41754-29990	PLATE	1	5001	-							
67A	63813-00008	RING,SNAP	2	5001	-							
68A	34041-20650	STRIP, SEAL	1	5001	-							
69A	34041-24630	STRIP, SEAL	2	5001	-							
70A	34041-25740	STRIP, SEAL	1	5001	-							
71A	34041-27830	STRIP, SEAL	1	5001	-							
72A	44810-70050	LATCH ASSY	2	5001	-							
73A	45830-60060	LOCK	1	5001	-							
74A	41715-29460	PLATE	1	5001	-							
75A	41715-52220	PLATE	1	5001	-							
76A	35440-21810	STOPPER	3	5001	-							
77A	61802-08016-7	BOLT,FLANGED	2	5001	-							
78A	61802-10025	BOLT,FLANGED	8	5001	-							
79A	61802-16020	BOLT,FLANGED	2	5001	-							
80A	61033-10016	BOLT	2	5001	-							
81A	61033-10025	BOLT	10	5001	-							
82A	62256-51410	SCREW	4	5001	-							
83A	62480-21101-7	NUT,FLANGED	6	5001	-							
84A	62701-40041	WASHER,PLANE	4	5001	-							
85A	62701-40101	WASHER,PLANE	12	5001	-							
86A	62710-18101	WASHER,PLANE	4	5001	-							
87A	62721-04100	WASHER,SPRING	4	5001	-							
101A	39890-24030	HINGE	1	5001	-				01			
102A	39890-24040	HINGE	1	5001	-				01			

MEMO

RADIATOR GUARD MOUNT


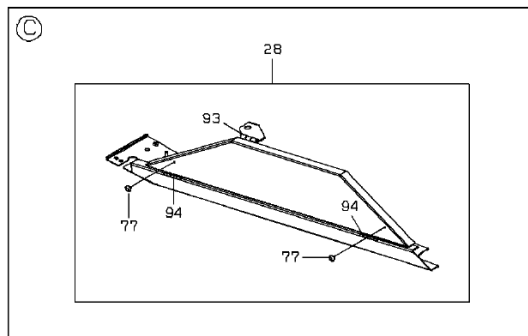
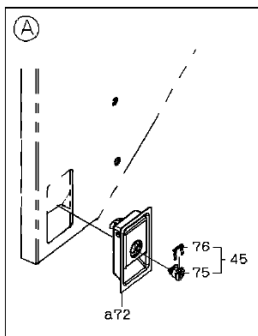
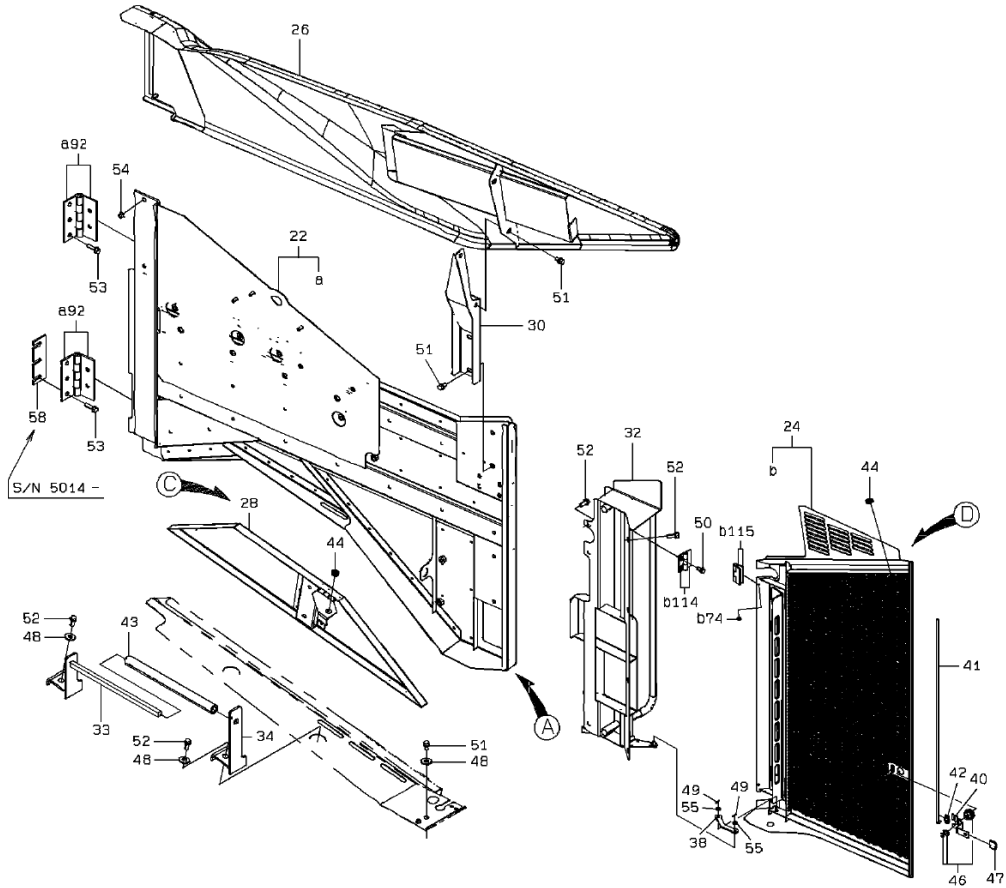



1-A

RADIATOR GUARD MOUNT


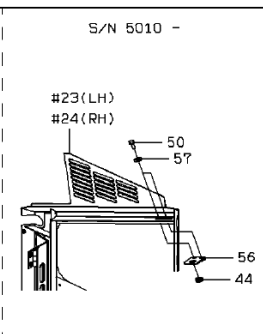
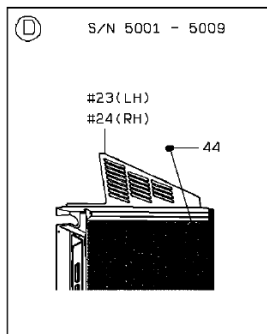
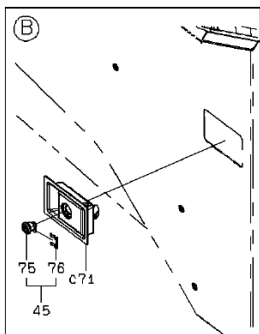
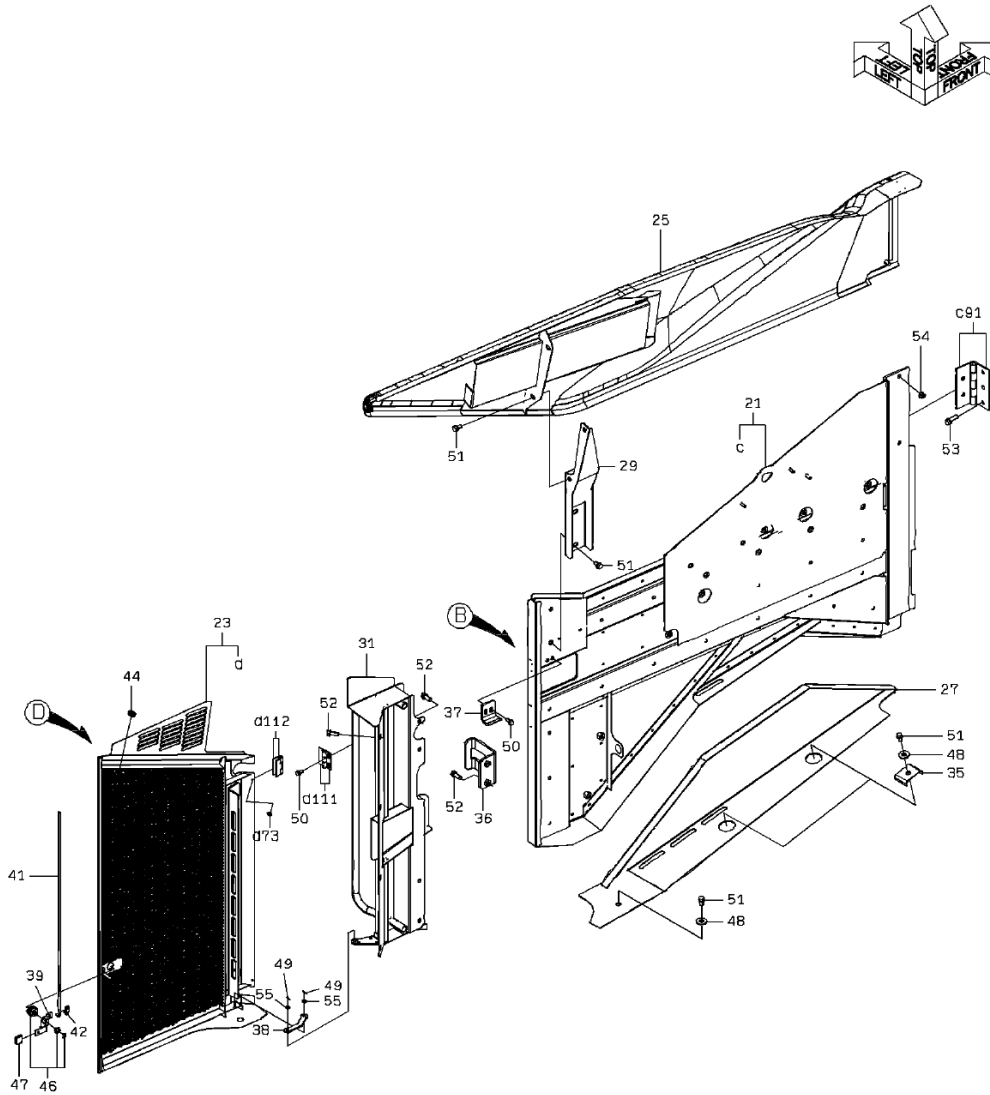
SYM-BOL	PART NUMBER	PART NAME	UNIT Q,TY	SERIAL (A) - (B)	REMARKS						
					N	P	D	(A)	(B)	(C)	(D)
21A	31812-21630	GUARD ASSY,RADIATOR	1	5001 -				Y01			
22A	31812-21640	GUARD ASSY,RADIATOR	1	5001 -					Y02		
23A	41754-40060	PLATE	1	5001 -							
24A	41716-25040	PLATE	1	5001 -							
25A	61802-10020	BOLT,FLANGED	4	5001 -							
26A	61802-12025	BOLT,FLANGED	12	5001 -							
27A	61802-16030	BOLT,FLANGED	2	5001 -							
41A	35681-37830	SPONGE	1	5001 -				01			
42A	35681-39170	SPONGE	1	5001 -				01			
43A	35681-38240	SPONGE	1	5001 -				01			
44A	35681-37830	SPONGE	1	5001 -					02		
45A	35681-39170	SPONGE	1	5001 -					02		
46A	35681-39180	SPONGE	2	5001 -					02		
47A	35681-37840	SPONGE	1	5001 -					02		

SIDE COVER MOUNT



1-B

SIDE COVER MOUNT



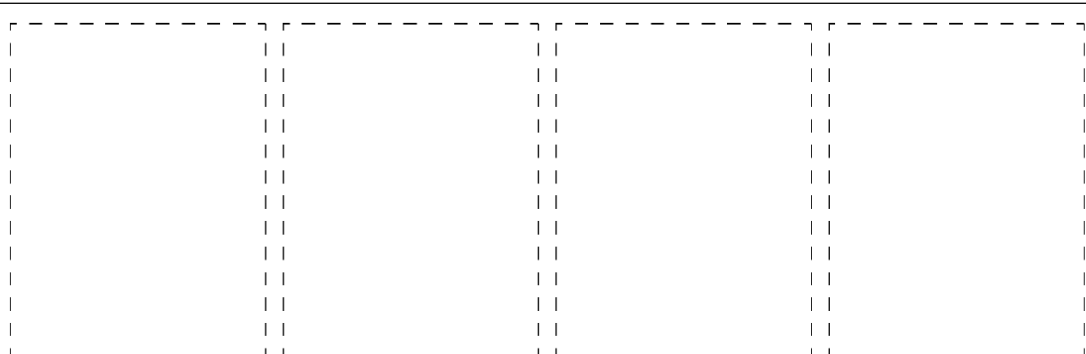
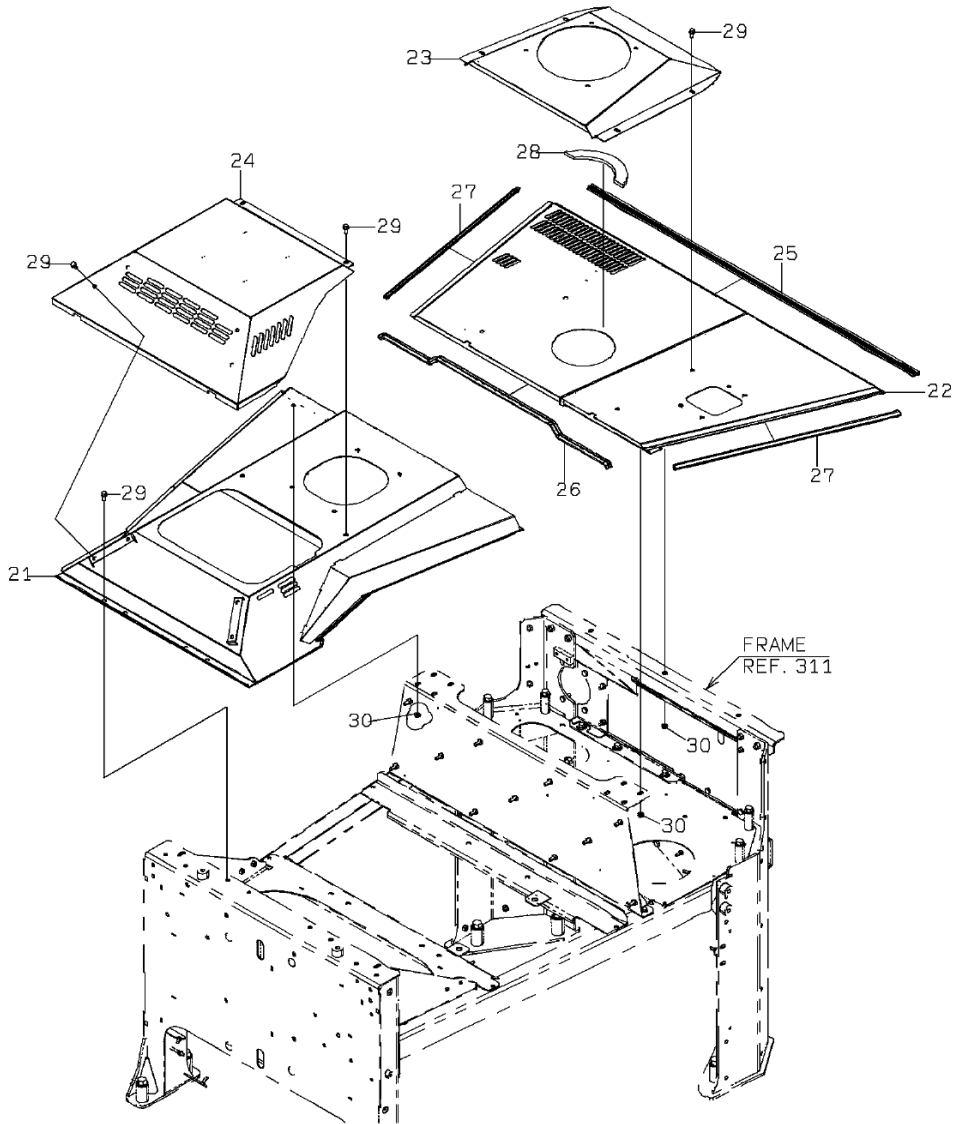
2-B

SIDE COVER MOUNT

SYM-BOL	PART NUMBER	PART NAME	UNIT Q,TY	SERIAL		REMARKS								
				(A)	(B)	N	P	D	(A)	(B)	(C)	(D)	REMARKS	
21A	31264-23910	COVER ASSY,SIDE	1	5001	-						Y01			FR LH
22A	31264-23920	COVER ASSY,SIDE	1	5001	-						Y02			FR RH
23A	31264-24170	COVER ASSY,SIDE	1	5001	-	5009						Y03		FR LH
23B	31264-24300	COVER ASSY,SIDE	1	5010	-		B					Y03		FR LH
24A	31264-24180	COVER ASSY,SIDE	1	5001	-	5009							Y04	FR RH
24B	31264-24310	COVER ASSY,SIDE	1	5010	-		B						Y04	FR RH
25A	31206-29510	COVER	1	5001	-									FR LH
26A	31206-29520	COVER	1	5001	-									FR RH
27A	31206-27540	COVER	1	5001	-									FR LH
28A	31264-24160	COVER ASSY,SIDE	1	5001	-						Y06			FR RH
29A	40903-25640	BRACKET	1	5001	-									FR LH
30A	40903-25650	BRACKET	1	5001	-									FR RH
31A	38130-36400	HANDRAIL	1	5001	-									FR LH
32A	38130-36410	HANDRAIL	1	5001	-									FR RH
33A	38130-35450	HANDRAIL	1	5001	-									
34A	41754-39740	PLATE	1	5001	-									
35A	41716-32530	PLATE	2	5001	-									
36A	41753-57770	PLATE	1	5001	-									
37A	41714-58390	PLATE	1	5001	-									
38A	41717-35980	PLATE	2	5001	-									
39A	41717-35990	PLATE	1	5001	-									
40A	41717-36000	PLATE	1	5001	-									
41A	38171-42860	BAR,ROUND	2	5001	-									
42A	43550-21280	HOLDER	2	5001	-									
43A	67040-19000	HOSE,HEAT RESISTING LP	1 M	5001	-									L=370
44A	65801-10032	BUSHING,ELASTIC	3	5001	-									
45A	45830-60100	LOCK	2	5001	-						Y05			
46A	45830-60060	LOCK	2	5001	-									
47A	32210-20990	CAP	2	5001	-									
48A	46011-21300	WASHER,PLANE	6	5001	-									
49A	63002-01612	PIN,SPLIT	4	5001	-									
50A	61802-08016-7	BOLT,FLANGED	10	5001	-	5009								
50B	61802-08016-7	BOLT,FLANGED	14	5010	-									
51A	61802-10016	BOLT,FLANGED	12	5001	-									
52A	61802-10025	BOLT,FLANGED	19	5001	-									
53A	61802-10035	BOLT,FLANGED	12	5001	-									
54A	62480-21101-7	NUT,FLANGED	4	5001	-									
55A	62701-40061	WASHER,PLANE	4	5001	-									
56A	41754-49510	PLATE	2	5010	-									
57A	62701-40081	WASHER,PLANE	4	5010	-									
58A	41717-45340	PLATE	6	5014	-									
71A	32153-60260	CATCH,DOOR	1	5001	-						01			WELDING
72A	32153-60290	CATCH,DOOR	1	5001	-							02		
73A	44822-70660	RUBBER,CUSHION	2	5001	-								03	
74A	44822-70660	RUBBER,CUSHION	2	5001	-									04
75A	45830-70310	LOCK	1	5001	-						05			
76A	32970-70550	CLIP	1	5001	-						05			
77A	44822-70660	RUBBER,CUSHION	2	5001	-							06		
94A	39890-70600	HINGE	2	5001	-							06		WELDING
91A	39890-23760	HINGE	2	5001	-						01			WELDING
92A	39890-23760	HINGE	2	5001	-							02		WELDING
93A	39890-70010	HINGE	1	5001	-							06		WELDING
111A	39890-24070	HINGE	2	5001	-								03	WELDING
112A	39890-70010	HINGE	2	5001	-								03	WELDING
114A	39890-24070	HINGE	2	5001	-									04
115A	39890-70010	HINGE	2	5001	-									04 WELDING

MEMO

HOOD MOUNT

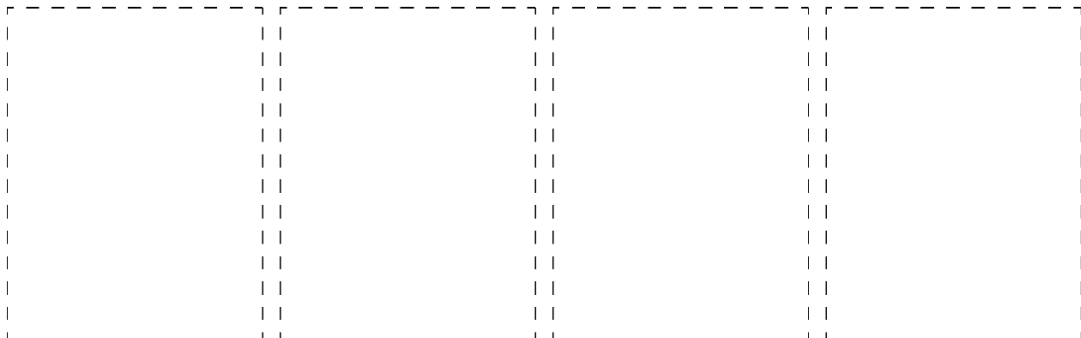
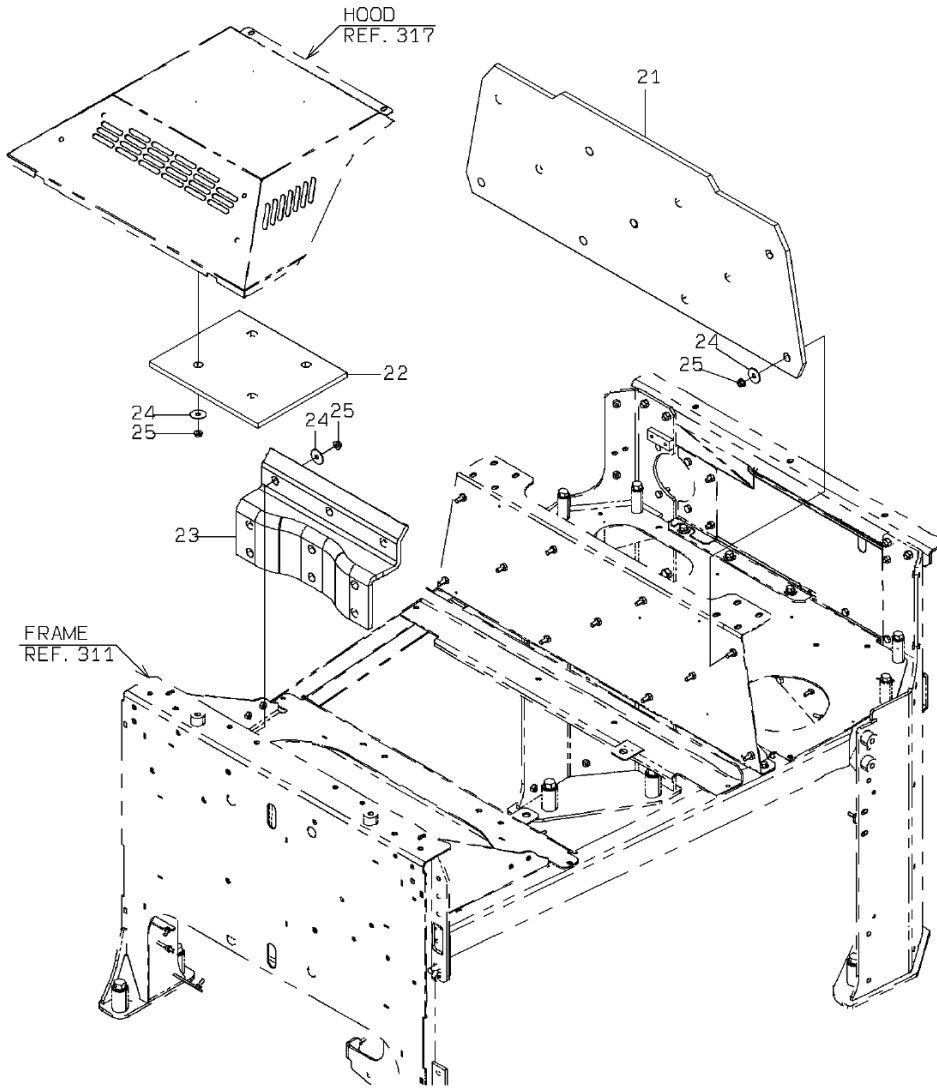


0-A

HOOD MOUNT

SYM-BOL	PART NUMBER	PART NAME	UNIT Q,TY	SERIAL (A) - (B)	REMARKS				REMARKS
					N	P	D	(C) (D)	
21A	45375-27100	ROOF	1	5001 -					
22A	45375-27120	ROOF	1	5001 -					
23A	45375-26990	ROOF	1	5001 -					
24A	45375-27110	ROOF	1	5001 -					
25A	34041-24940	STRIP, SEAL	1	5001 -					L=1550
26A	34041-25950	STRIP, SEAL	2	5001 -					L=1100
27A	34041-27820	STRIP, SEAL	2	5001 -					L=880
28A	35681-38440	SPONGE	1	5001 -					
29A	61802-10020	BOLT,FLANGED	14	5001 -					
30A	62480-21101-7	NUT,FLANGED	11	5001 -					

INSULATOR MOUNT

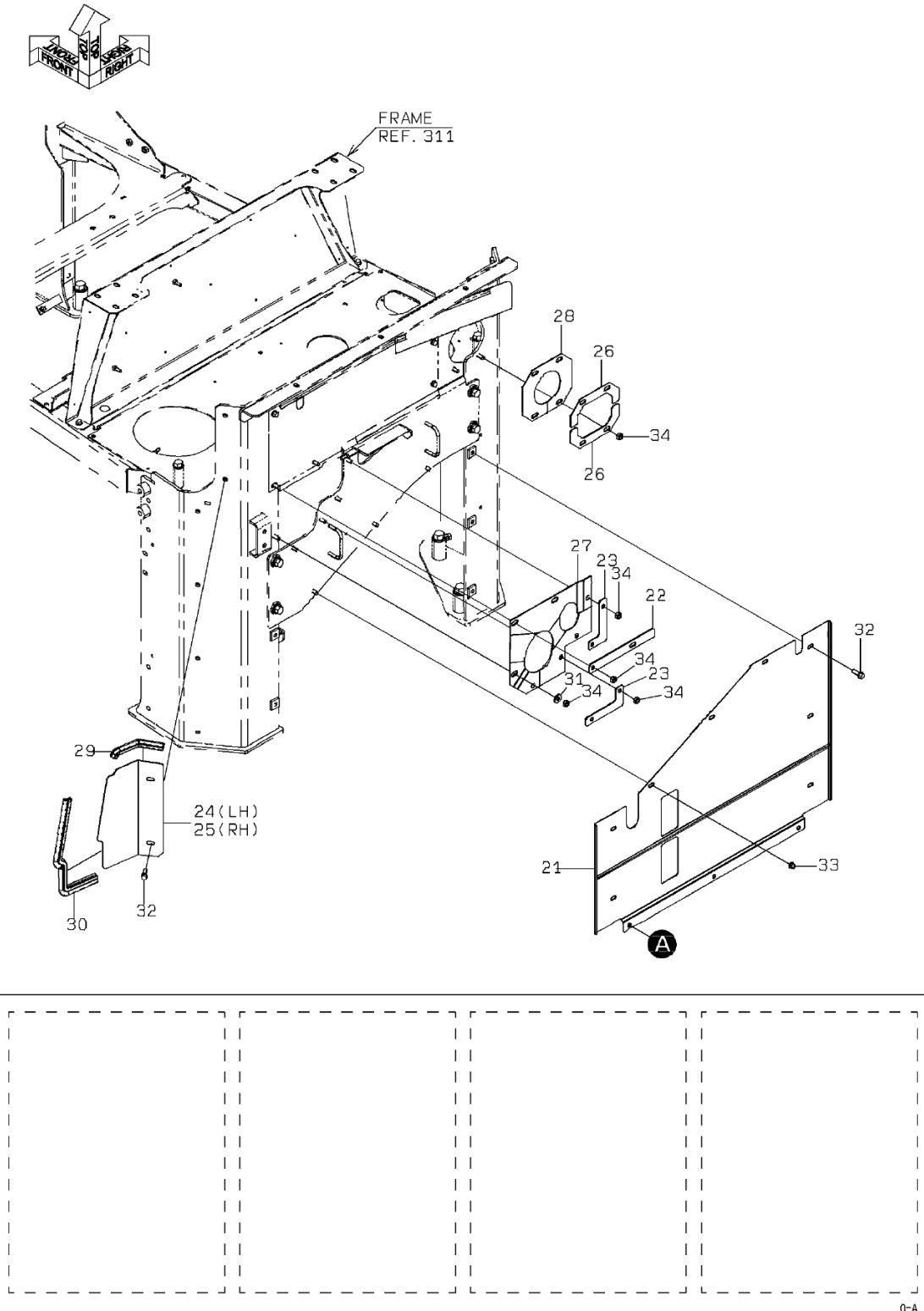


0-A

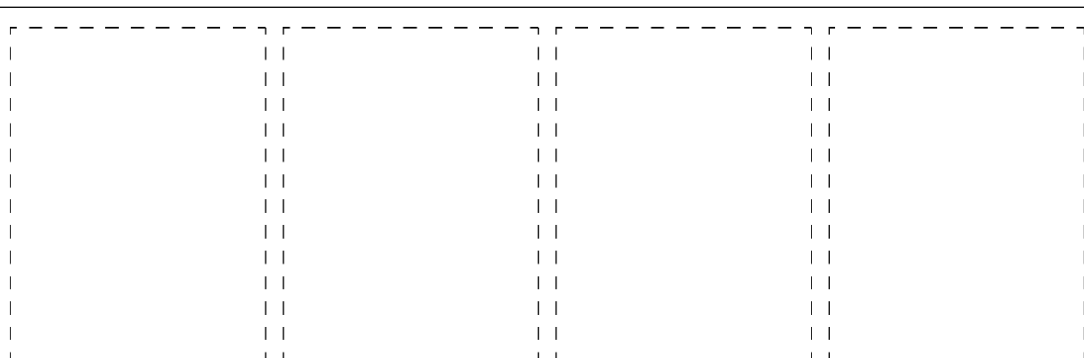
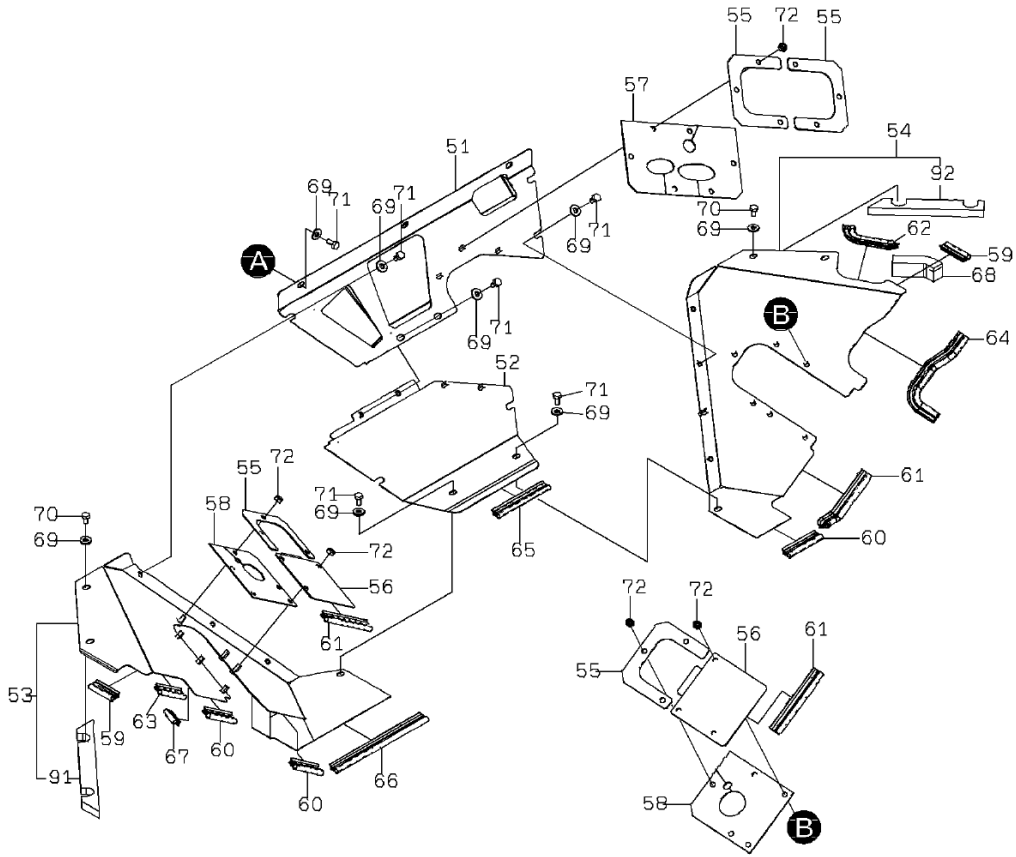

INSULATOR MOUNT

SYM-BOL	PART NUMBER	PART NAME	UNIT Q, TY	SERIAL (A) - (B)	REMARKS					
					N	P	D	(A)	(B)	(C)
21A	30610-23720	INSULATOR	1	5001 -						
22A	30610-23640	INSULATOR	1	5001 -						
23A	30610-23730	INSULATOR	1	5001 -						
24A	46011-20050	WASHER, PLANE	24	5001 -						
25A	62480-21101-7	NUT, FLANGED	24	5001 -						

PARTITION PLATE MOUNT



PARTITION PLATE MOUNT



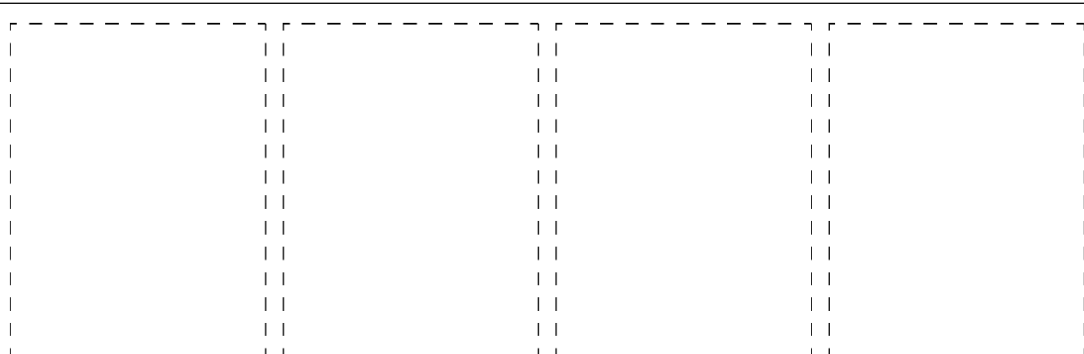
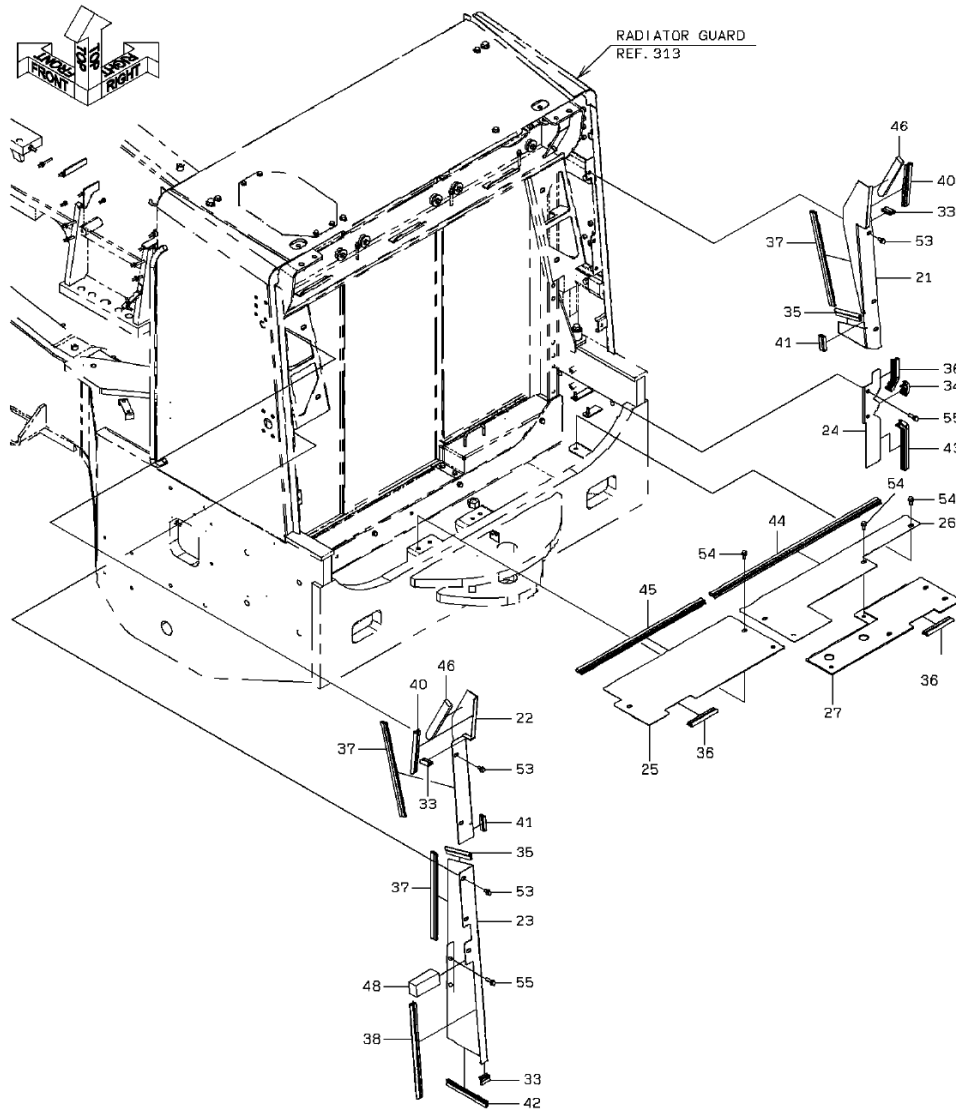
0-A

PARTITION PLATE MOUNT

SYM-BOL	PART NUMBER	PART NAME	UNIT Q,TY	SERIAL (A) - (B)	REMARKS						
					N	P	D	(A)	(B)	(C)	(D)
21A	41754-43360	PLATE	1	5001 -							
22A	41717-28240	PLATE	1	5001 -							
23A	41717-28290	PLATE	2	5001 -							
24A	41717-36860	PLATE	1	5001 -							
25A	41717-36870	PLATE	1	5001 -							
26A	41717-38240	PLATE	2	5001 -							
27A	33713-33540	SHEET,RUBBER	1	5001 -							
28A	33713-33690	SHEET,RUBBER	1	5001 -							
29A	34041-21590	STRIP, SEAL	2	5001 -							L=170
30A	34041-22510	STRIP, SEAL	2	5001 -							L=455
31A	46011-20190	WASHER,PLANE	1	5001 -							
32A	61802-10030	BOLT,FLANGED	9	5001 -							
33A	62480-21101-7	NUT,FLANGED	3	5001 -							
34A	88031-06101	NUT,SELF-LOCKING	11	5001 -							
51A	41754-35040	PLATE	1	5001 -							
52A	41754-28850	PLATE	1	5001 -							
53A	41650-29730	PLATE ASSY	1	5001 -				Y01			
54A	41650-29740	PLATE ASSY	1	5001 -					Y02		
55A	41716-55300	PLATE	4	5001 -							
56A	41754-28880	PLATE	2	5001 -							
57A	33713-33380	SHEET,RUBBER	1	5001 -							
58A	33713-33370	SHEET,RUBBER	2	5001 -							
59A	34041-21550	STRIP, SEAL	2	5001 -							L=75
60A	34041-25150	STRIP, SEAL	3	5001 -							L=110
61A	34041-26500	STRIP, SEAL	3	5001 -							L=180
62A	34041-22450	STRIP, SEAL	1	5001 -							L=135
63A	34041-26040	STRIP, SEAL	1	5001 -							L=100
64A	34041-23780	STRIP, SEAL	1	5001 -							L=250
65A	34041-21590	STRIP, SEAL	1	5001 -							L=170
66A	34041-26510	STRIP, SEAL	1	5001 -							L=305
67A	34041-20320	STRIP, SEAL	1	5001 -							L=40
68A	35681-39160	SPONGE	1	5001 -							
69A	46011-20190	WASHER,PLANE	17	5001 -							
70A	61033-10016	BOLT	4	5001 -							
71A	61033-10020	BOLT	13	5001 -							
72A	88031-06101	NUT,SELF-LOCKING	18	5001 -							
91A	35681-39140	SPONGE	1	5001 -				01			
92A	35681-39150	SPONGE	1	5001 -					02		

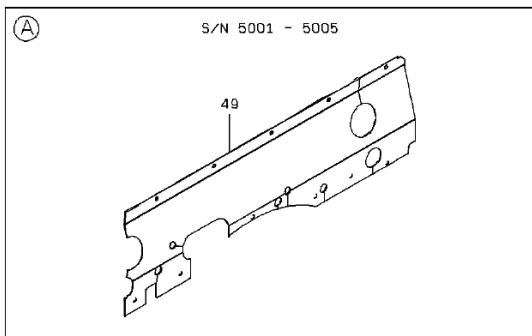
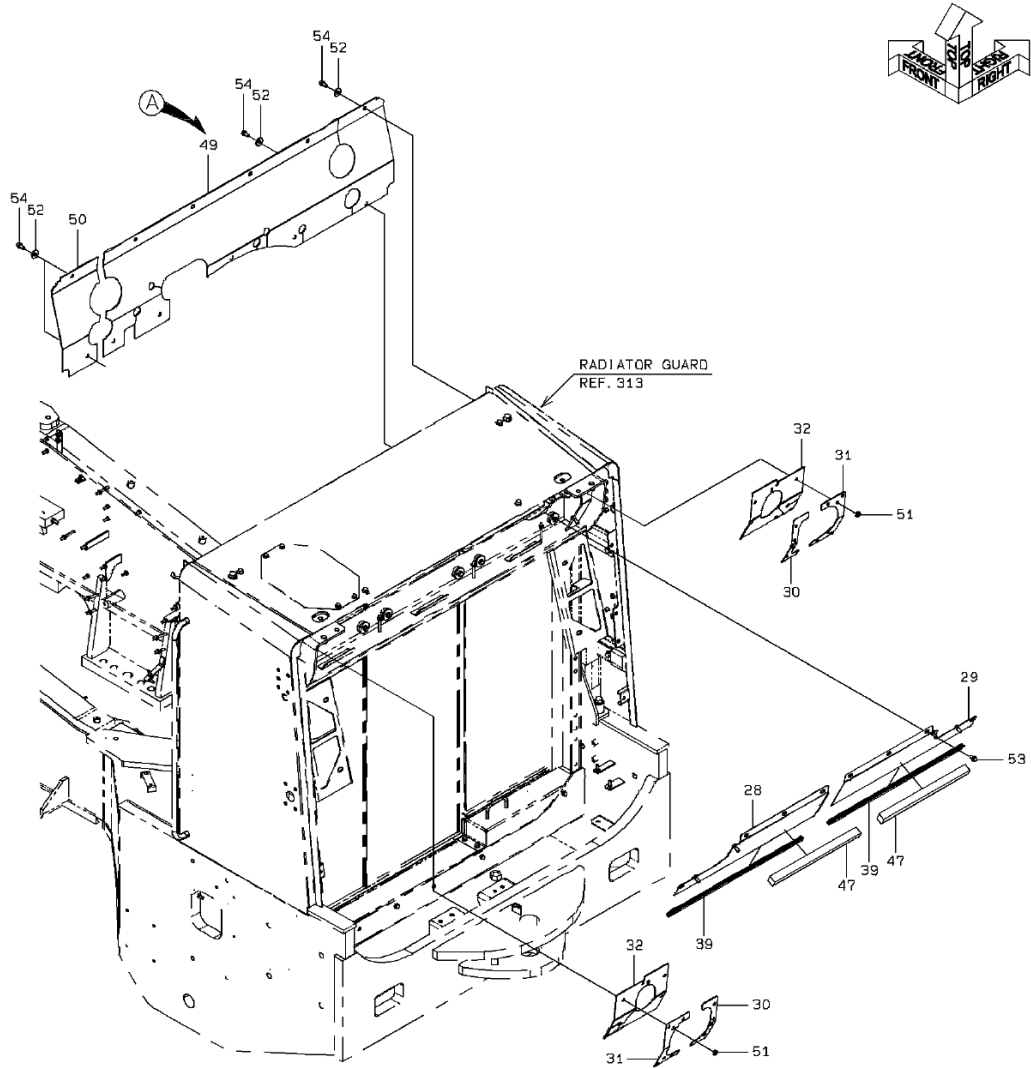
MEMO

WIND SHIELD GROUP (AIR BAFFLE GROUP)



2-B

WIND SHIELD GROUP (AIR Baffle GROUP)



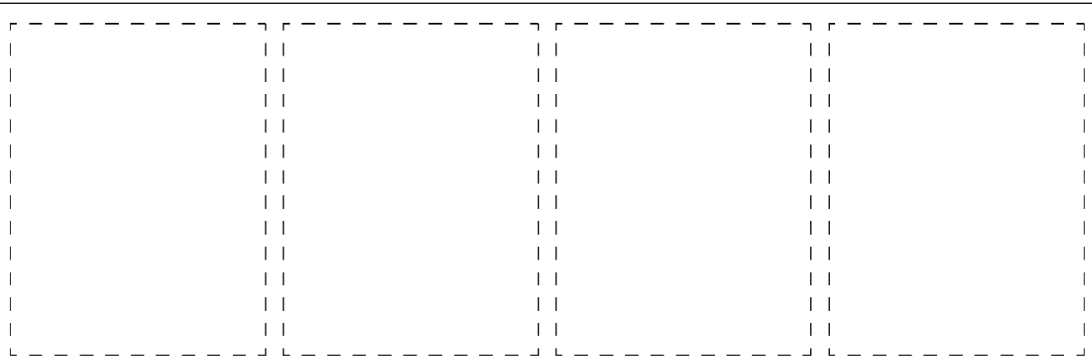
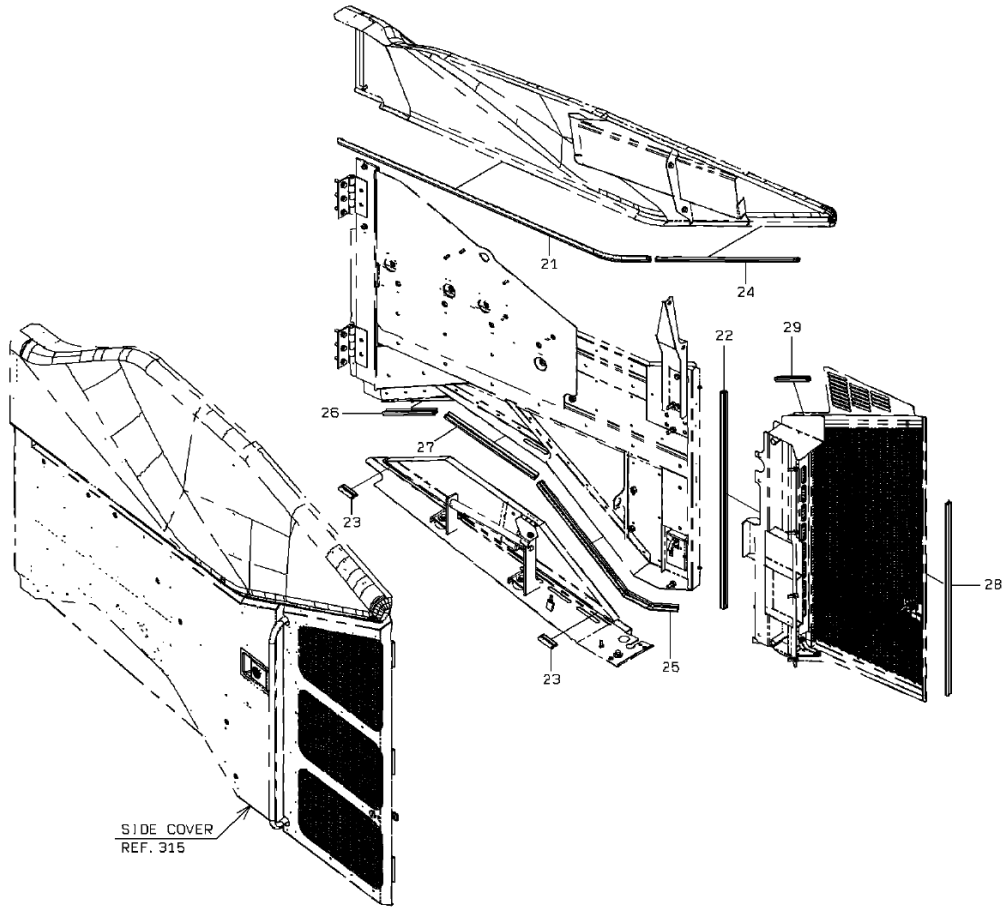

2-B

WIND SHIELD GROUP (AIR BAFFLE GROUP)

SYM-BOL	PART NUMBER	PART NAME	UNIT Q,TY	SERIAL		REMARKS						
				(A)	(B)	N	P	D	(A)	(B)	(C)	(D)
21A	41754-35510	PLATE	1	5001	-							
22A	41753-53960	PLATE	1	5001	-							
23A	41753-53980	PLATE	1	5001	-							
24A	41754-35520	PLATE	1	5001	-							
25A	41717-28060	PLATE	1	5001	-							
25B	41717-52430	PLATE	1	5006	-							
26A	41717-28070	PLATE	1	5001	-							
26B	41717-52440	PLATE	1	5006	-							
27A	41754-35530	PLATE	1	5001	-							
27B	41754-48060	PLATE	1	5006	-							
28A	41754-41020	PLATE	1	5001	-							
29A	41754-41030	PLATE	1	5001	-							
30A	41717-38070	PLATE	2	5001	-							
31A	41717-38080	PLATE	2	5001	-							
32A	33713-33510	SHEET,RUBBER	2	5001	-							
33A	34041-20320	STRIP, SEAL	3	5001	-							L=40
34A	34041-26140	STRIP, SEAL	1	5001	-							L=54
35A	34041-24590	STRIP, SEAL	2	5001	-							L=130
36A	34041-22450	STRIP, SEAL	3	5001	-							L=135
37A	34041-22420	STRIP, SEAL	3	5001	-							L=390
38A	34041-23070	STRIP, SEAL	1	5001	-							L=410
39A	34041-24110	STRIP, SEAL	2	5001	-							L=695
40A	34041-23800	STRIP, SEAL	2	5001	-							L=194
41A	34041-20600	STRIP, SEAL	2	5001	-							L=60
42A	34041-27830	STRIP, SEAL	1	5001	-							L=205
43A	34041-25740	STRIP, SEAL	1	5001	-							L=235
44A	34041-26640	STRIP, SEAL	1	5001	-							L=870
45A	34041-21210	STRIP, SEAL	1	5001	-							L=650
46A	35681-37820	SPONGE	2	5001	-							
47A	35681-37490	SPONGE	2	5001	-							
48A	35681-37780	SPONGE	1	5001	-							
49A	41700-21510	PLATE,ELASTIC	1	5001	-							
49B	41700-21670	PLATE,ELASTIC	1	5006	-							
50A	41700-21520	PLATE,ELASTIC	1	5001	-							
51A	88031-06101	NUT,SELF-LOCKING	10	5001	-							
52A	46011-21300	WASHER,PLANE	13	5001	-							
52B	46011-21300	WASHER,PLANE	12	5006	-							
53A	61802-10016	BOLT,FLANGED	14	5001	-							
54A	61802-10020	BOLT,FLANGED	24	5001	-							
54B	61802-10020	BOLT,FLANGED	23	5006	-							
55A	61802-10030	BOLT,FLANGED	4	5001	-							


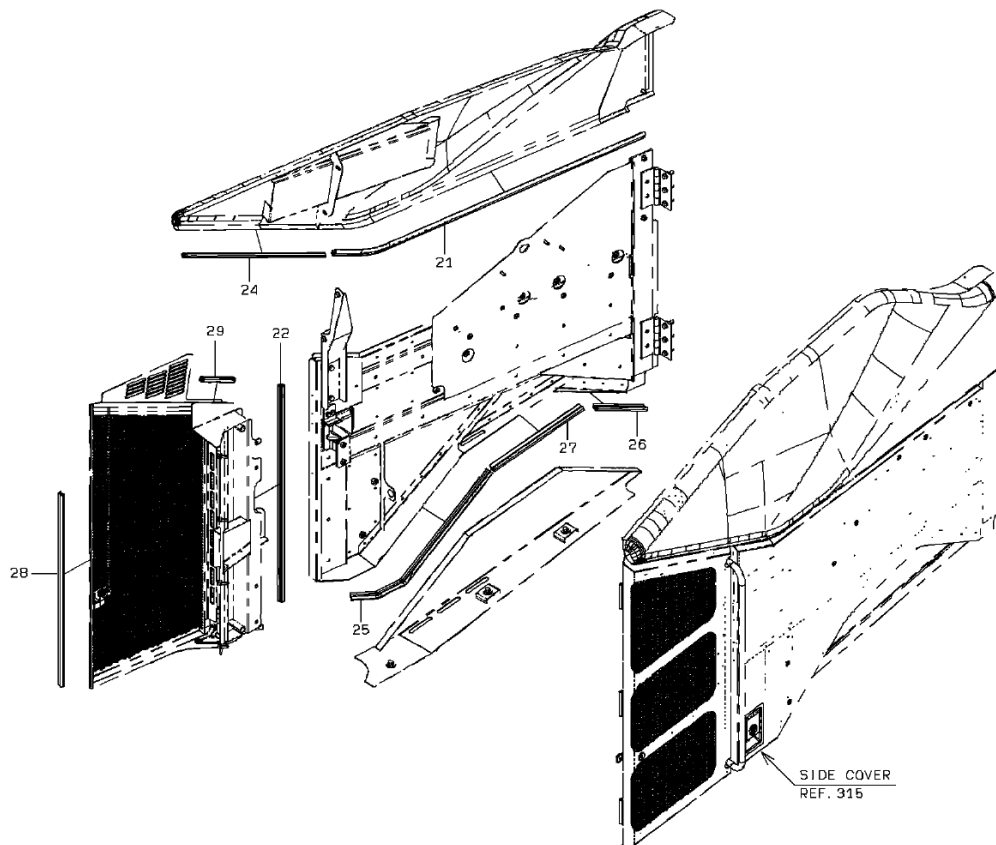
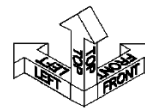
MEMO

PACKING MOUNT (DOOR)



1-B

PACKING MOUNT (DOOR)



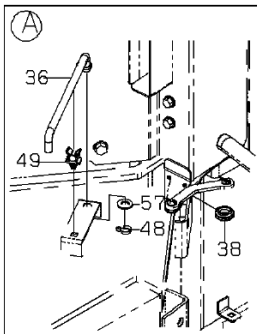
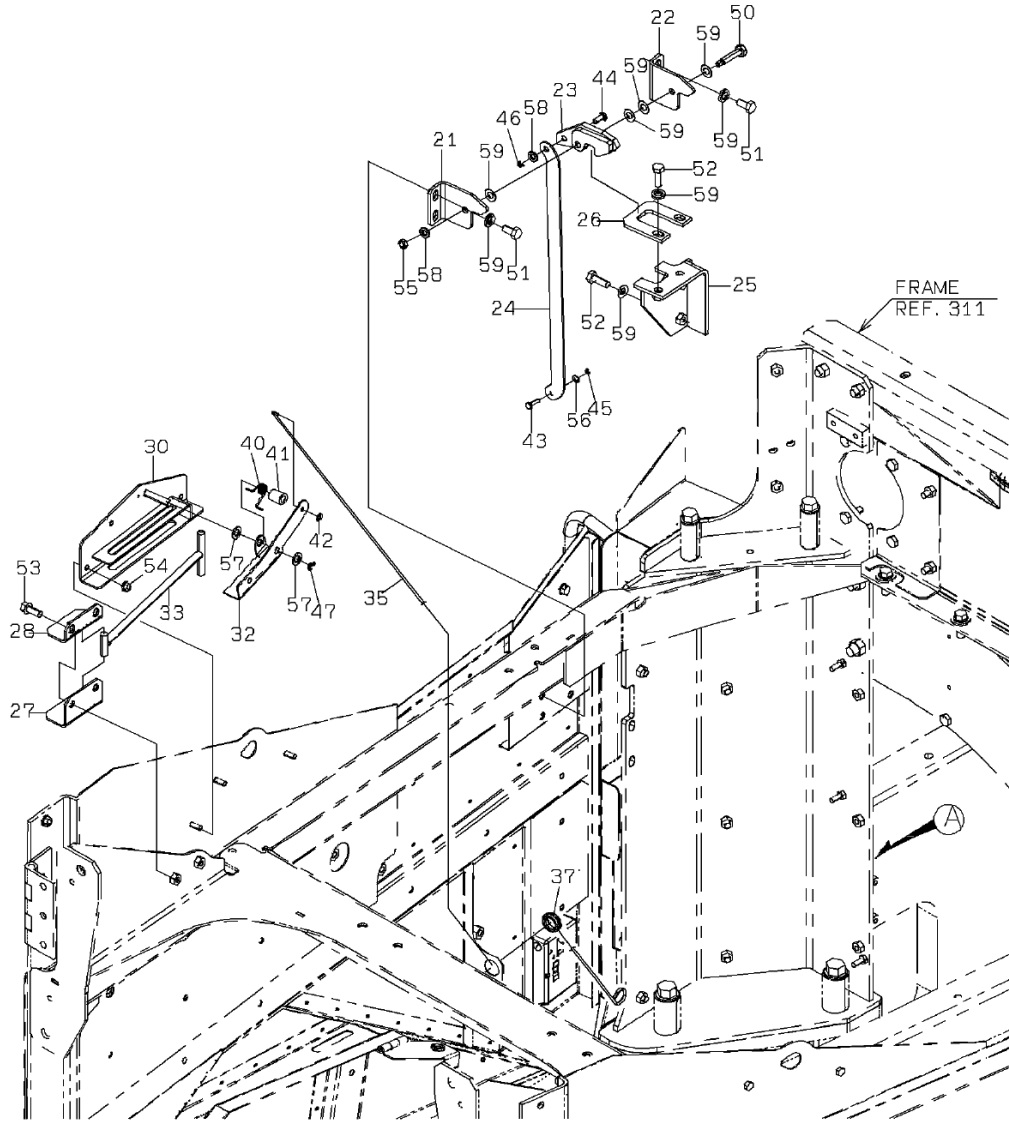
2-B

PACKING MOUNT (DOOR)

SYM-BOL	PART NUMBER	PART NAME	UNIT Q,TY	SERIAL		REMARKS						
				(A)	(B)	N	P	D	(A)	(B)	(C)	(D)
21A	34041-27930	STRIP, SEAL	2	5001	-							L=1335
22A	34041-24980	STRIP, SEAL	2	5001	-							L=900
23A	34041-22250	STRIP, SEAL	2	5001	-							L=60
24A	34041-24880	STRIP, SEAL	2	5001	-							L=660
25A	34041-23020	STRIP, SEAL	2	5001	-							L=690
26A	34041-24690	STRIP, SEAL	2	5001	-							L=255
27A	34041-23070	STRIP, SEAL	2	5001	-							L=410
28A	34041-26430	STRIP, SEAL	2	5001	-							L=800
29A	34041-25710	STRIP, SEAL	2	5001	-							L=145

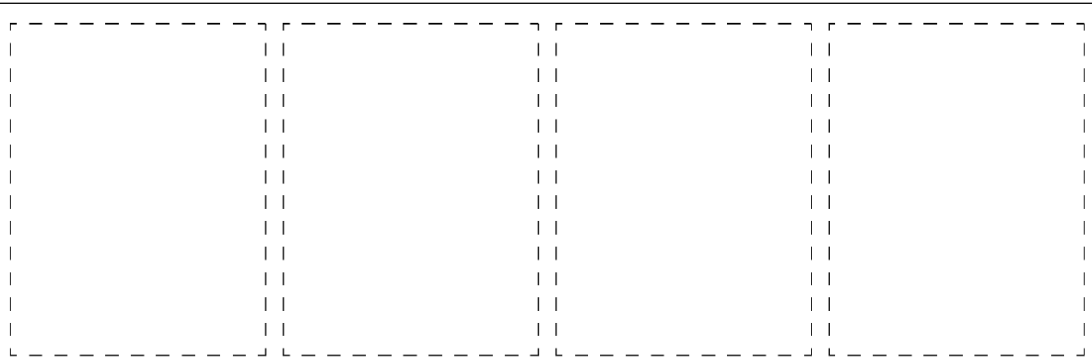
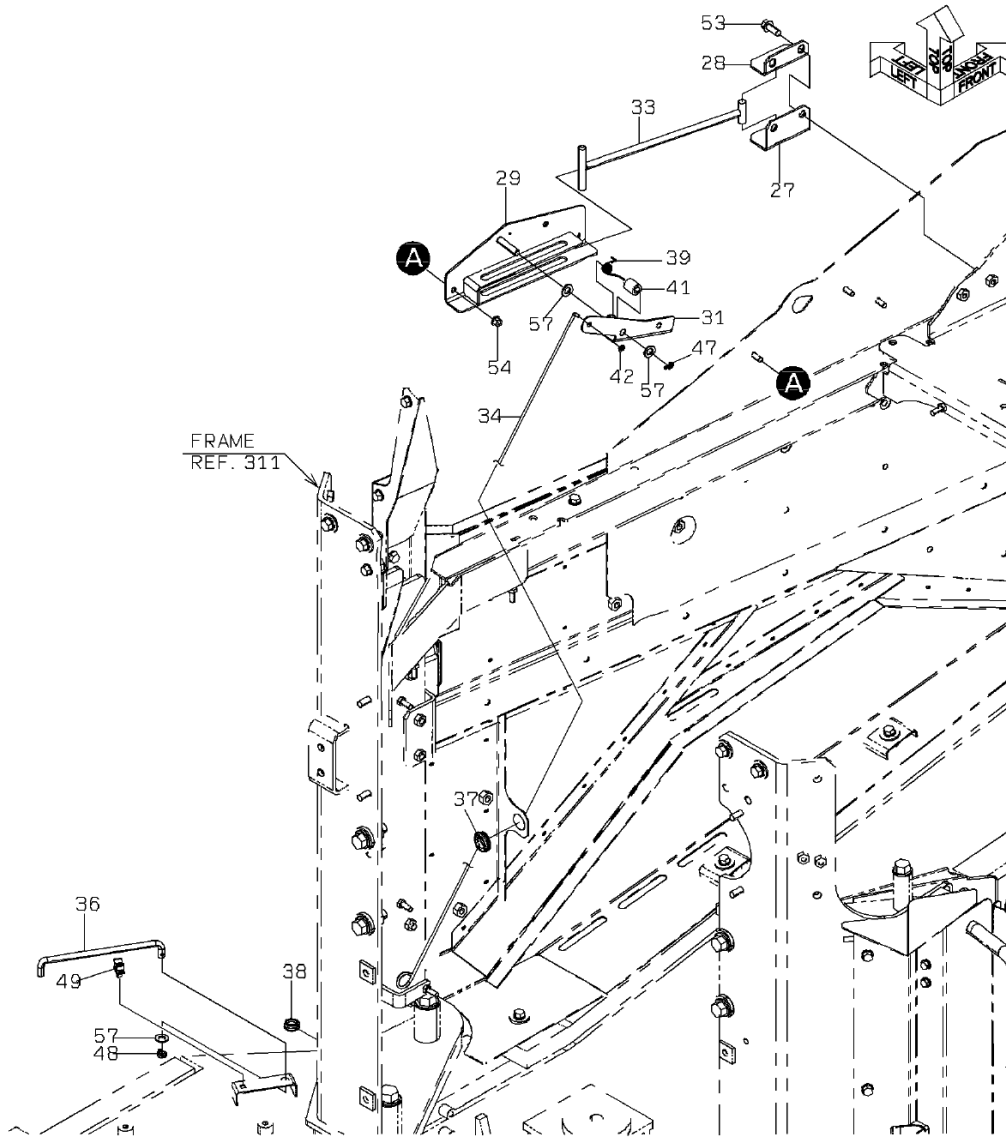
MEMO

LOCK ASSY (DOOR)



0-A

LOCK ASSY (DOOR)



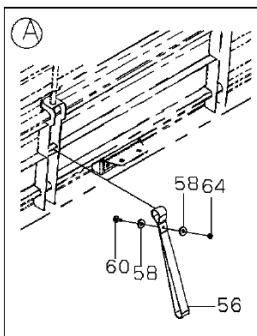
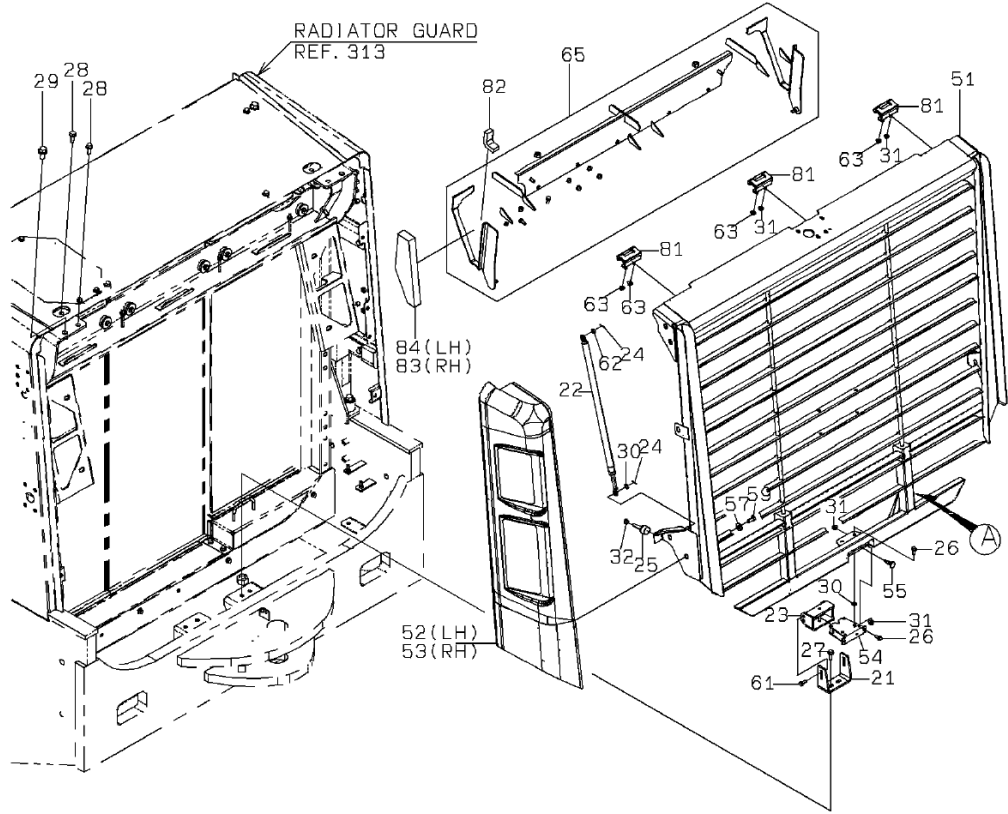

0-A

LOCK ASSY (DOOR)

SYM-BOL	PART NUMBER	PART NAME	UNIT Q,TY	SERIAL		REMARKS							
				(A)	(B)	N	P	D	(A)	(B)	(C)	(D)	REMARKS
21A	41716-33990	PLATE	1	5001	-								
22A	41716-34000	PLATE	1	5001	-								
23A	41637-47580	PLATE	1	5001	-								
24A	41716-34010	PLATE	1	5001	-								FR RH
25A	41753-58630	PLATE	1	5001	-								
26A	41716-34040	PLATE	1	5001	-								
27A	41716-34050	PLATE	2	5001	-								
28A	41717-38980	PLATE	2	5001	-								
29A	40903-25770	BRACKET	1	5001	-								
30A	40903-25780	BRACKET	1	5001	-								
31A	40903-24600	BRACKET	1	5001	-								
32A	40903-24610	BRACKET	1	5001	-								
33A	38171-42250	BAR,ROUND	2	5001	-								
34A	38171-42190	BAR,ROUND	1	5001	-								
35A	38171-42200	BAR,ROUND	1	5001	-								
36A	38171-42080	BAR,ROUND	2	5001	-								
37A	65801-20016	BUSHING,ELASTIC	2	5001	-								
38A	65801-12032	BUSHING,ELASTIC	2	5001	-								
39A	35600-24260	SPRING	1	5001	-								
40A	35600-24270	SPRING	1	5001	-								
41A	35750-25490	SLEEVE	2	5001	-								
42A	45200-28850	RING	2	5001	-								
43A	63056-06022	PIN,HEAD	1	5001	-								
44A	63056-08019	PIN,HEAD	1	5001	-								
45A	63002-01612	PIN,SPLIT	1	5001	-								
46A	63002-02016	PIN,SPLIT	1	5001	-								
47A	63002-03220	PIN,SPLIT	2	5001	-								
48A	63002-04025	PIN,SPLIT	2	5001	-								
49A	43550-60110	HOLDER	2	5001	-								
50A	43900-25930	BOLT	1	5001	-								
51A	61033-10020	BOLT	4	5001	-								
52A	61033-10030	BOLT	4	5001	-								
53A	61802-10025	BOLT,FLANGED	4	5001	-								
54A	62480-21081	NUT,FLANGED	6	5001	-								
55A	88031-06081	NUT,SELF-LOCKING	1	5001	-								
56A	62701-40061	WASHER,PLANE	1	5001	-								
57A	62701-40101	WASHER,PLANE	6	5001	-								
58A	62710-18081	WASHER,PLANE	2	5001	-								
59A	62710-18101	WASHER,PLANE	12	5001	-								

MEMO

REAR GRILL MOUNT

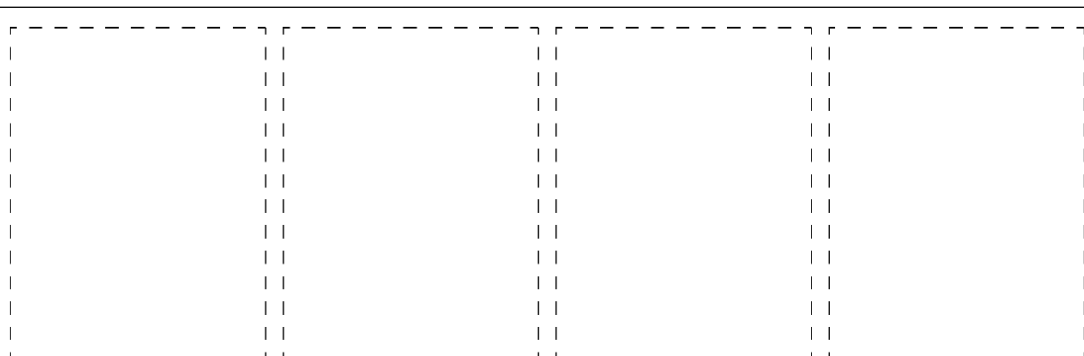
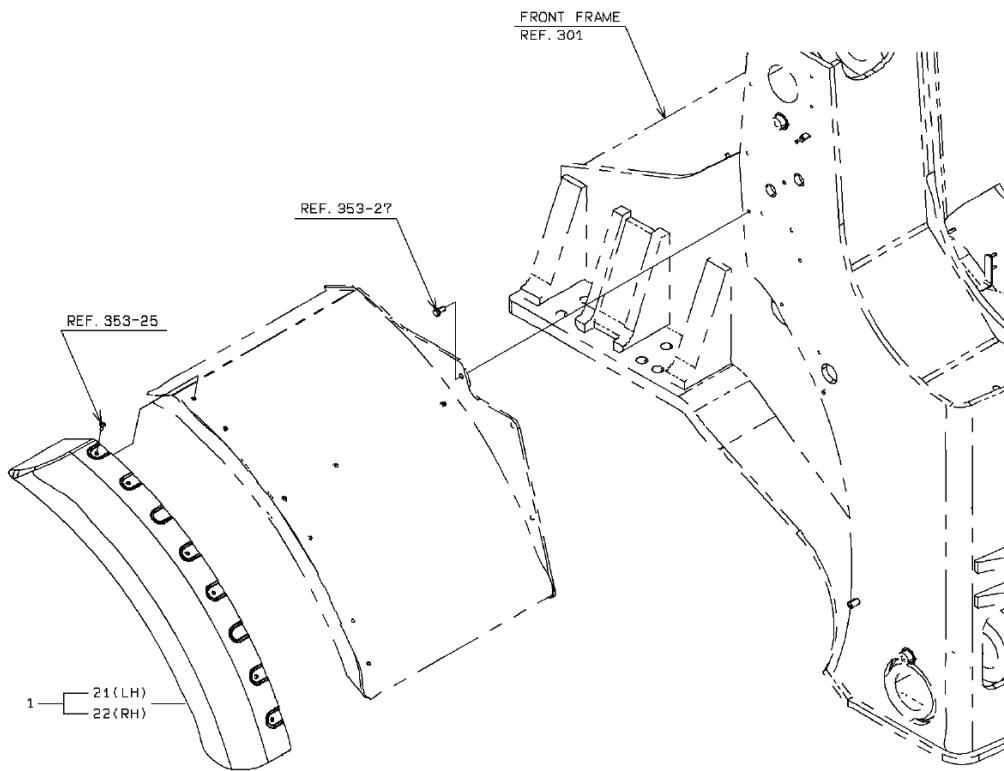



0-A

REAR GRILL MOUNT

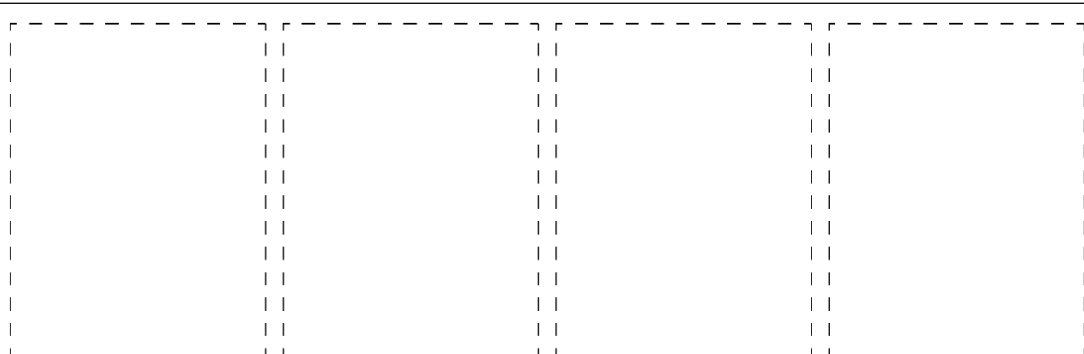
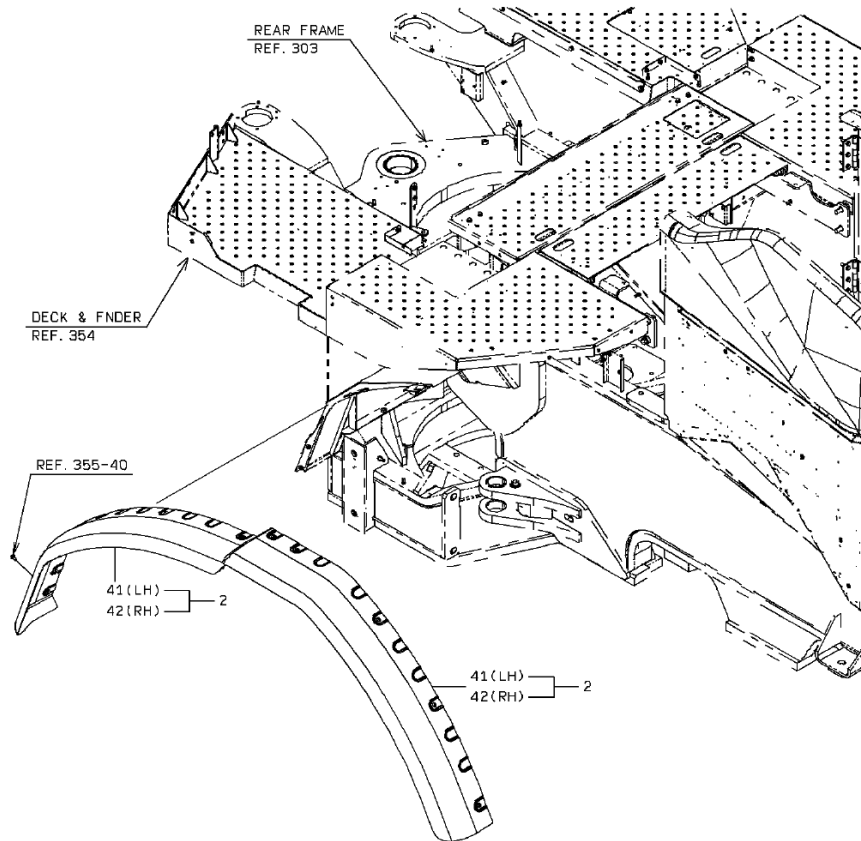
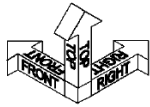
SYM-BOL	PART NUMBER	PART NAME	UNIT Q,TY	SERIAL		REMARKS						
				(A)	(B)	N	P	D	(A)	(B)	(C)	(D)
21A	40903-29060	BRACKET	1	5001	-							
22A	35211-60290	STAY ASSY	2	5001	-							
23A	32150-20660	CATCH	1	5001	-							
24A	63002-02016	PIN,SPLIT	4	5001	-							
25A	35440-21810	STOPPER	2	5001	-							
26A	61802-08020	BOLT,FLANGED	4	5001	-							
27A	61802-10025	BOLT,FLANGED	2	5001	-							
28A	61802-12030	BOLT,FLANGED	4	5001	-							
29A	61802-16030	BOLT,FLANGED	2	5001	-							
30A	62701-40081	WASHER,PLANE	4	5001	-							
31A	62480-21081	NUT,FLANGED	6	5001	-							
32A	62480-21101-7	NUT,FLANGED	2	5001	-							
51A	40600-48670	FRAME	1	5001	-			Y01				
52A	31236-32270	COVER ASSY	1	5001	-							
53A	31236-32280	COVER ASSY	1	5001	-							
54A	32151-60100	CATCH ASSY	1	5001	-							
55A	43900-24420	BOLT	1	5001	-							
56A	43000-20080	BELT	1	5001	-							
57A	46011-20190	WASHER,PLANE	10	5001	-							
58A	46011-22930	WASHER,PLANE	2	5001	-							
59A	61033-10020	BOLT	10	5001	-							
60A	61802-06016	BOLT,FLANGED	1	5001	-							
61A	61802-10020	BOLT,FLANGED	4	5001	-							
62A	62701-40081	WASHER,PLANE	2	5001	-							
63A	62480-21081	NUT,FLANGED	4	5001	-							
64A	88031-06061	NUT,SELF-LOCKING	1	5001	-							
65A	40903-28190	BRACKET	1	5001	-							
81A	39890-70040	HINGE	3	5001	-			01				WELDING
82A	35681-37770	SPONGE	2	5001	-							
83A	35681-38530	SPONGE	1	5001	-							
84A	35681-38540	SPONGE	1	5001	-							

DECK & FENDER (COVER KIT)



1-A

DECK & FENDER (COVER KIT)



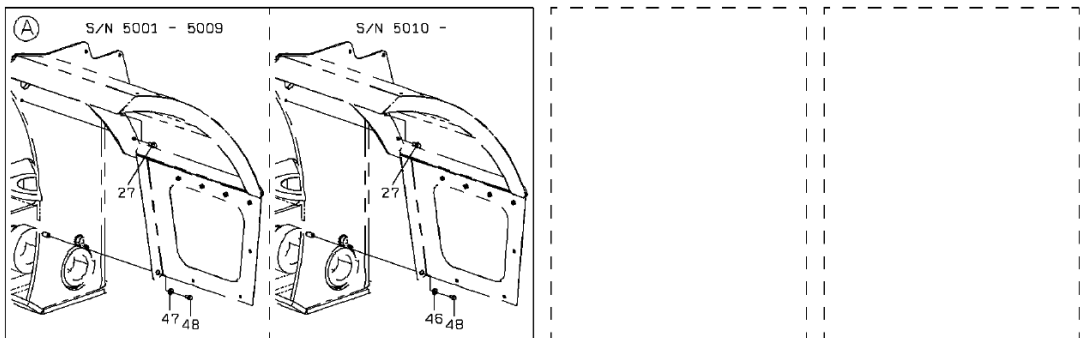
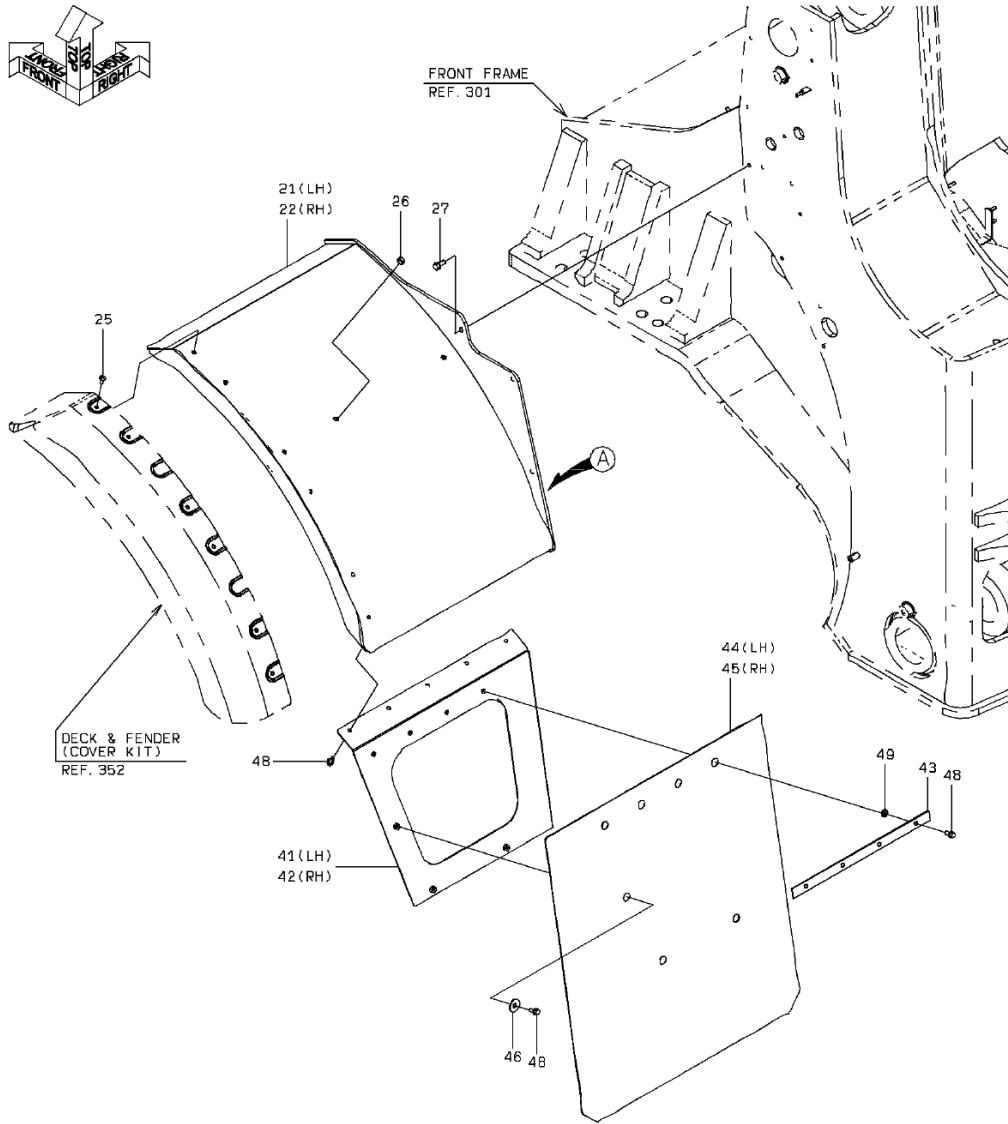
2-A

DECK & FENDER (COVER KIT)

SYM-BOL	PART NUMBER	PART NAME	UNIT Q,TY	SERIAL (A) - (B)	REMARKS						
					N	P	D	(A)	(B)	(C)	(D)
1A	31220-20030	COVER KIT	1	5001 -				QK1			
2A	31220-20040	COVER KIT	2	5001 -				QK2			
21A	31200-44790	COVER	1	5001 -				K1			FR LH
22A	31200-44800	COVER	1	5001 -				K1			FR RH
41A	31200-45110	COVER	1	5001 -					K2		FR LH
42A	31200-45120	COVER	1	5001 -					K2		FR RH

MEMO

DECK & FENDER (FRONT)

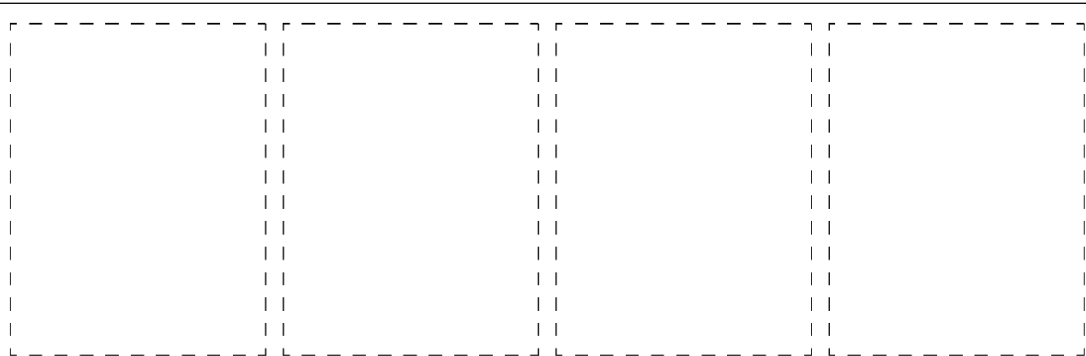
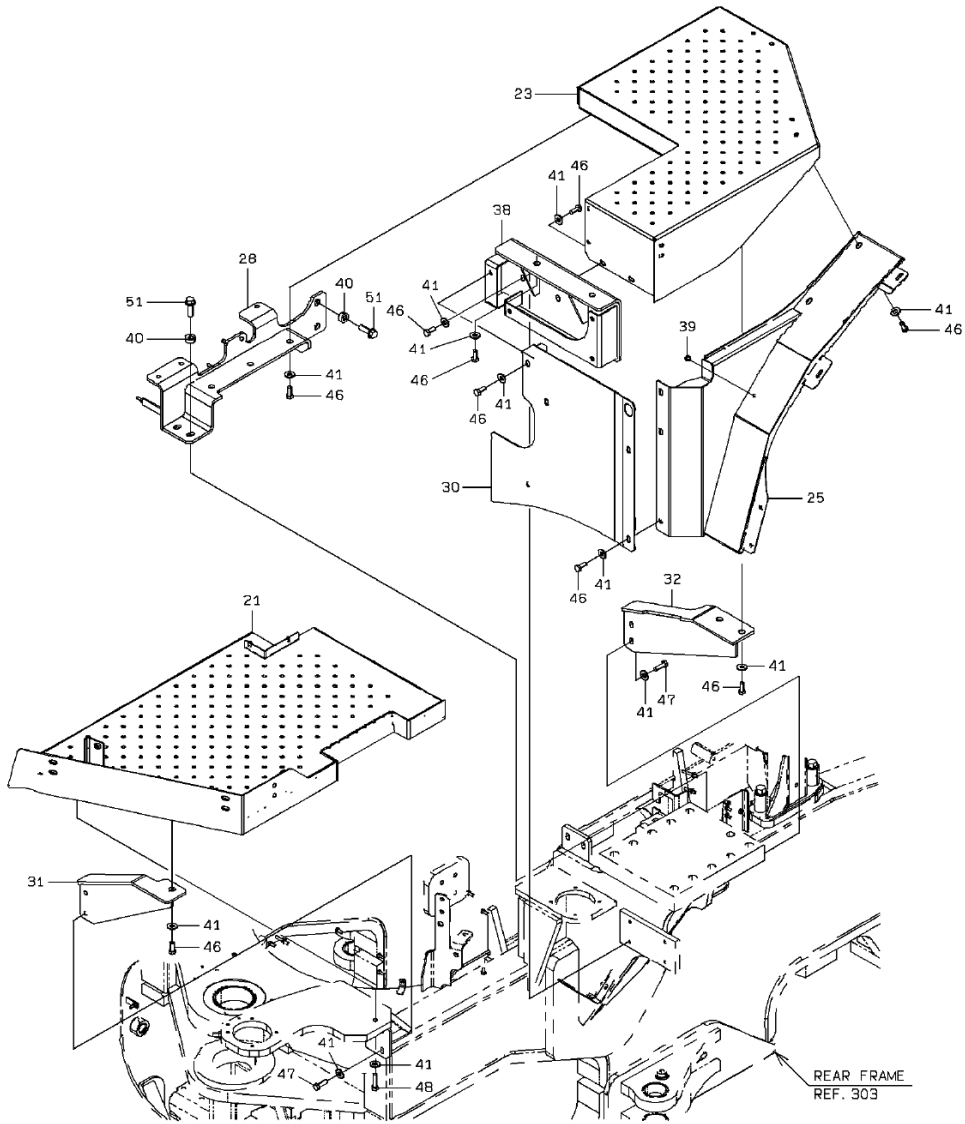


1-B

DECK & FENDER (FRONT)

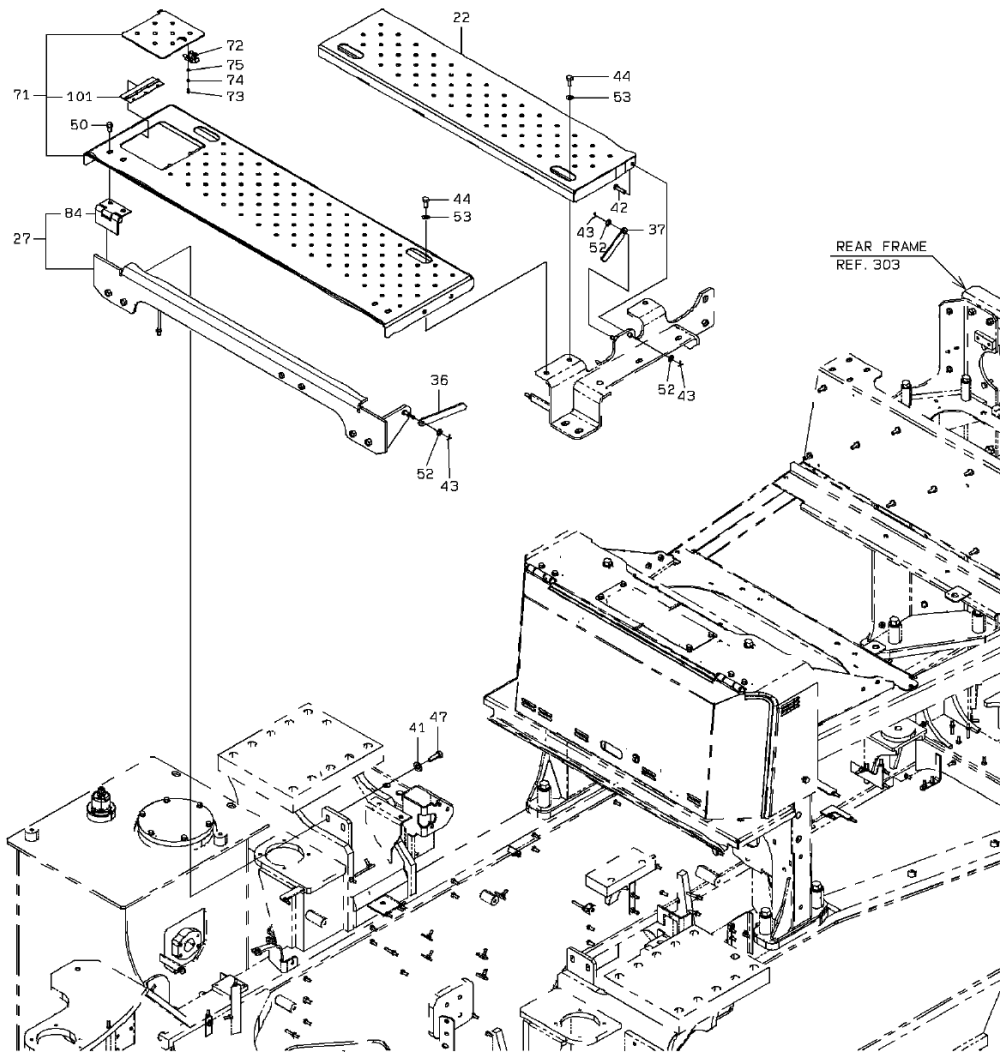
SYM-BOL	PART NUMBER	PART NAME	UNIT Q,TY	SERIAL (A) - (B)	REMARKS						
					N	P	D	(A)	(B)	(C)	(D)
21A	40410-32840	FENDER	1	5001 -							FR LH
22A	40410-32850	FENDER	1	5001 -							FR RH
25A	35100-72480	SCREW	12	5001 -							
26A	32210-72920	CAP	4	5001 -							
27A	61802-12025	BOLT,FLANGED	10	5001 -							
41A	41754-29360	PLATE	1	5001 - 5009							FR LH
41B	41754-49740	PLATE	1	5010 -	C						FR LH
42A	41754-29370	PLATE	1	5001 - 5009							FR RH
42B	41754-49750	PLATE	1	5010 -	C						FR RH
43A	41715-50830	PLATE	2	5001 -							
44A	41700-21410-7	PLATE,ELASTIC	1	5001 -							FR LH
45A	41700-21420-7	PLATE,ELASTIC	1	5001 -							FR RH
46A	46011-20050	WASHER,PLANE	6	5001 - 5009							
46B	46011-20050	WASHER,PLANE	8	5010 -							
47A	46011-20190	WASHER,PLANE	2	5001 - 5009	D						
48A	61802-10020	BOLT,FLANGED	26	5001 -							
49A	62710-18101	WASHER,PLANE	8	5001 -							

DECK & FENDER



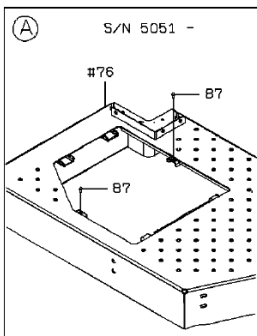
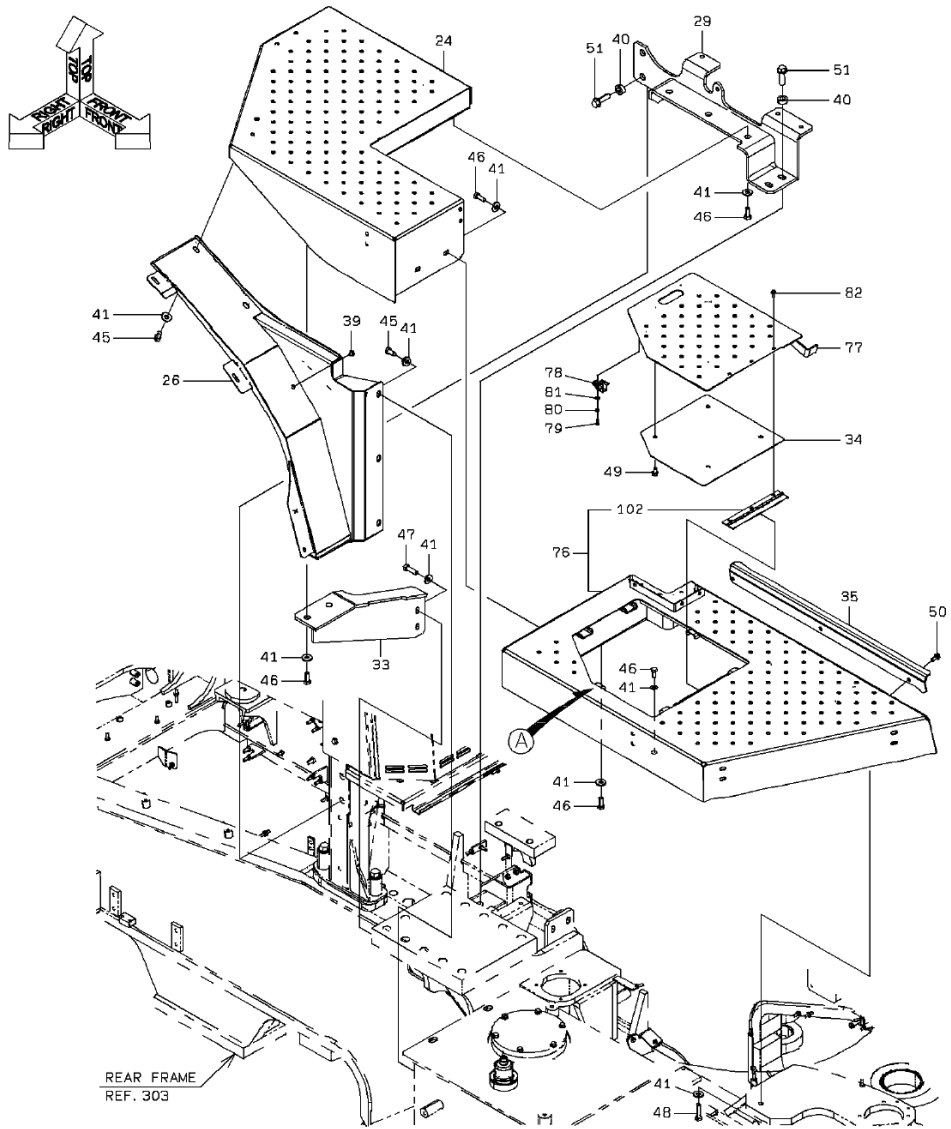
1-B

DECK & FENDER



2-B

DECK & FENDER


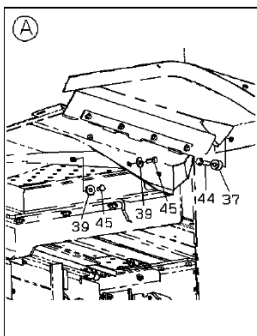
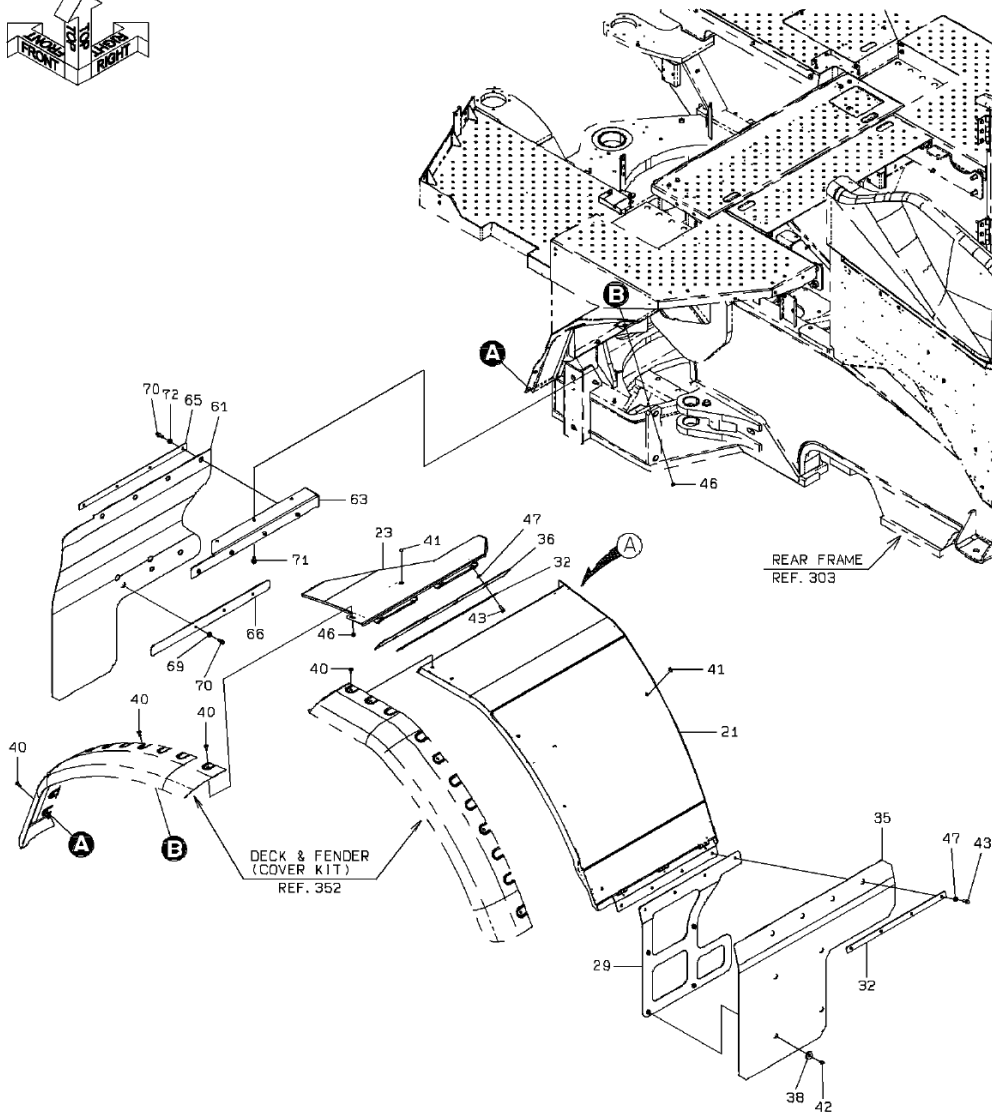


3-B

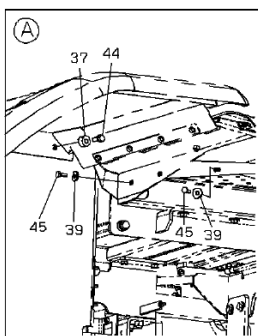
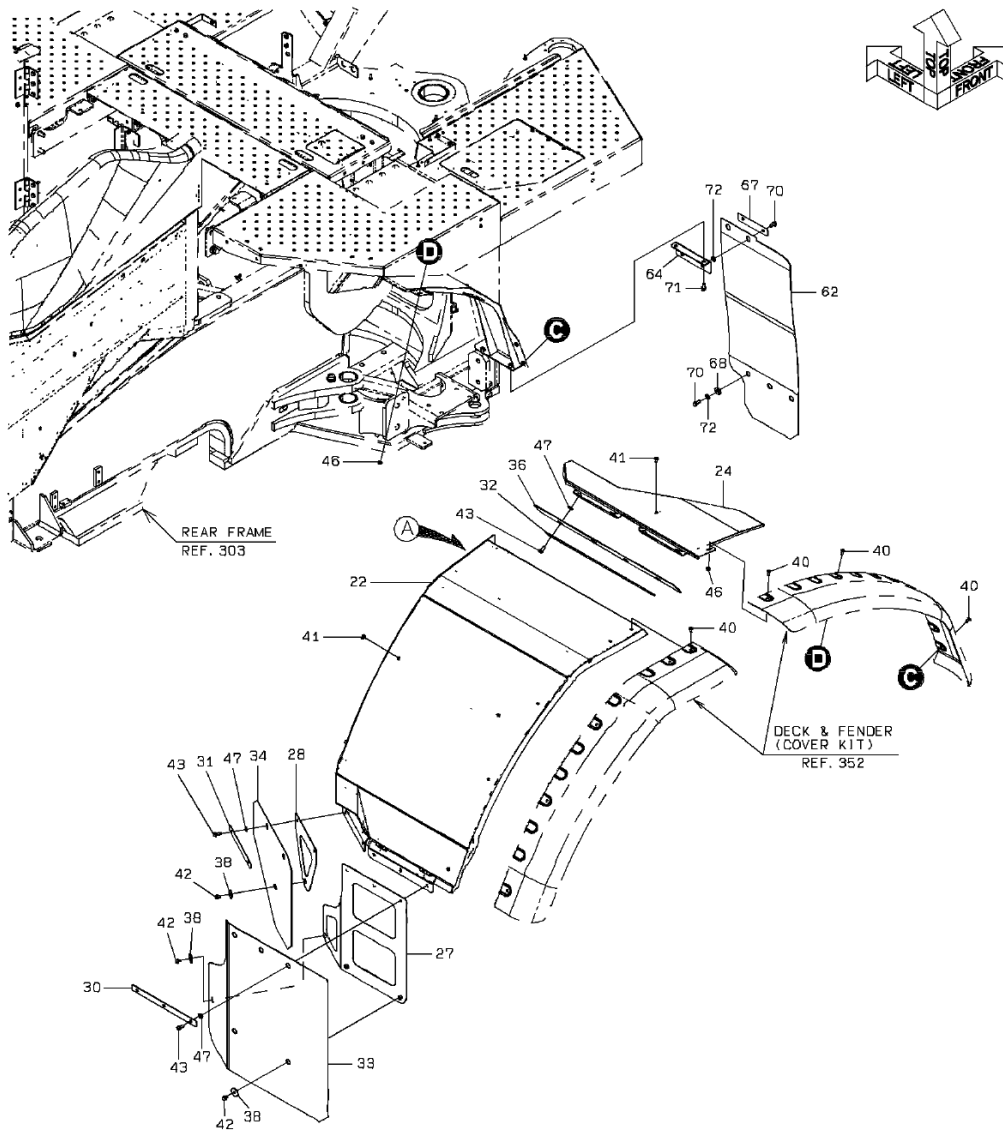
DECK & FENDER

SYM-BOL	PART NUMBER	PART NAME	UNIT Q,TY	SERIAL		REMARKS							
				(A)	(B)	N	P	D	(A)	(B)	(C)	(D)	REMARKS
21A	37290-33400	DECK	1	5001	- 5009								
21B	37290-33590	DECK	1	5010	-								
22A	37290-33320	DECK	1	5001	-								
23A	40410-32700	FENDER	1	5001	-								
24A	40410-32720	FENDER	1	5001	-								
25A	40410-32400	FENDER	1	5001	-								
26A	40410-32410	FENDER	1	5001	-								
27A	40903-28320	BRACKET	1	5001	-					Y01			
28A	40903-30580	BRACKET	1	5001	-								
29A	40903-30590	BRACKET	1	5001	-								
30A	31206-27380	COVER	1	5001	- 5013								(40903-28240)
30B	31206-31840	COVER	1	5014	-								(40903-28250)
31A	41753-36030	PLATE	1	5001	-								
32A	41754-36260	PLATE	1	5001	-								
33A	41754-36270	PLATE	1	5001	-								
34A	41717-29400	PLATE	1	5001	-								
35A	41715-36800	PLATE	1	5001	-								
36A	41636-45900	PLATE	1	5001	-								
37A	41717-28920	PLATE	1	5001	-								
38A	41753-55330	PLATE	1	5001	-								
39A	32210-71690	CAP	2	5001	- 5009								
39B	32210-72930	CAP	2	5010	-								
40A	35700-20670	SPACER	8	5001	-								
41A	46011-20200	WASHER,PLANE	49	5001	-								
42A	63053-10040	PIN,HEAD	2	5001	-								
43A	63002-03220	PIN,SPLIT	4	5001	-								
44A	61033-10025	BOLT	4	5001	-								
45A	61033-12025	BOLT	5	5001	-								
46A	61033-12030	BOLT	32	5001	-								
47A	61033-12040	BOLT	10	5001	-								
48A	61033-12050	BOLT	2	5001	-								
49A	61802-10016	BOLT,FLANGED	4	5001	-								
50A	61802-10020	BOLT,FLANGED	7	5001	-								
51A	61802-16050	BOLT,FLANGED	8	5001	-								
52A	62701-40101	WASHER,PLANE	4	5001	-								
53A	62710-18101	WASHER,PLANE	4	5001	- 5003								
53B	46011-20190	WASHER,PLANE	4	5004	-								
71A	31206-29250	COVER	1	5001	-								
72A	44810-70050	LATCH ASSY	1	5001	-								
73A	62256-51410	SCREW	2	5001	-								
74A	62721-04100	WASHER,SPRING	2	5001	-								
75A	62701-40041	WASHER,PLANE	2	5001	-								
76A	37290-33330	DECK	1	5001	- 5009								
76B	37290-33600	DECK	1	5010	- 5050								
76C	37290-33970	DECK	1	5051	-								
77A	31206-29240	COVER	1	5001	- 5050								
77B	31206-32890	COVER	1	5051	-								
78A	44810-70050	LATCH ASSY	2	5001	-								
79A	62256-51410	SCREW	4	5001	-								
80A	62721-04100	WASHER,SPRING	4	5001	-								
81A	62701-40041	WASHER,PLANE	4	5001	-								
82A	61802-06016	BOLT,FLANGED	3	5001	-								
84A	39890-24430	HINGE	2	5001	-								
87A	44822-20660	RUBBER,CUSHION	2	5051	-								
101A	39890-24200	HINGE	1	5001	-								
102A	39890-21910	HINGE	1	5001	-								

DECK & FENDER



DECK & FENDER



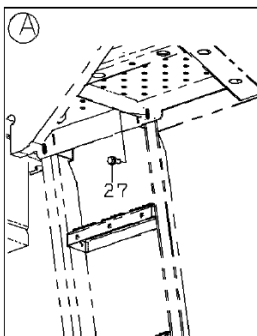
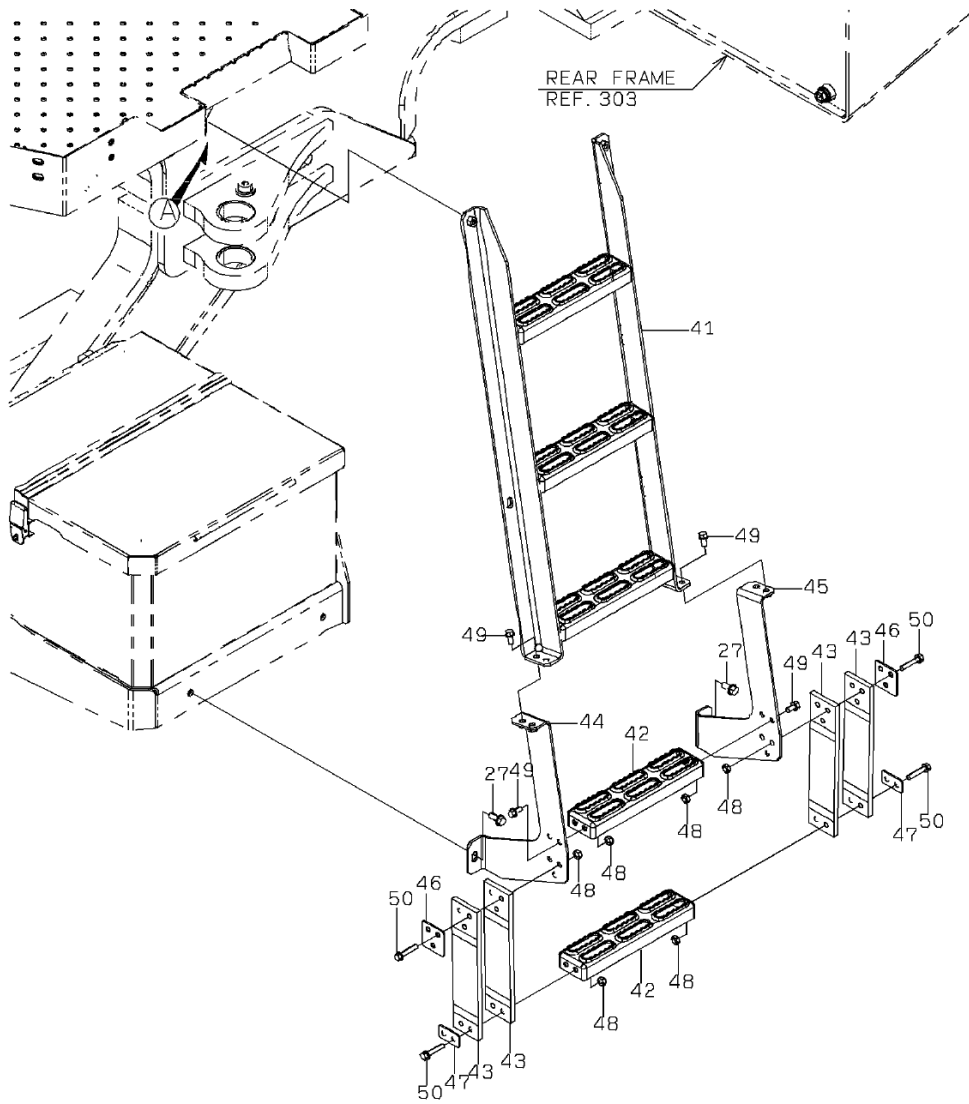
2-B

DECK & FENDER

SYM-BOL	PART NUMBER	PART NAME	UNIT Q,TY	SERIAL		REMARKS						
				(A)	(B)	N	P	D	(A)	(B)	(C)	(D)
21A	40410-32740	FENDER	1	5001	-							
22A	40410-33140	FENDER	1	5001	-							
23A	40410-32440	FENDER	1	5001	-							
24A	40410-32450	FENDER	1	5001	-							
27A	41754-27620	PLATE	1	5001	-							
28A	41754-40030	PLATE	1	5001	-							
29A	41754-40040	PLATE	1	5001	-							
30A	41716-53100	PLATE	1	5001	-							
31A	41716-53110	PLATE	1	5001	-							
32A	41717-35890	PLATE	3	5001	-							
33A	41700-21570-7	PLATE,ELASTIC	1	5001	-							
34A	41700-21580-7	PLATE,ELASTIC	1	5001	-							
35A	41700-21590-7	PLATE,ELASTIC	1	5001	-							
36A	33713-33670	SHEET,RUBBER	2	5001	-							
37A	35700-21050	SPACER	14	5001	-							
38A	46011-20050	WASHER,PLANE	8	5001	-							
39A	46011-21300	WASHER,PLANE	6	5001	-							
40A	35100-72480	SCREW	20	5001	-							
41A	32210-72920	CAP	6	5001	-							
42A	61802-10012	BOLT,FLANGED	8	5001	-							
43A	61802-10025	BOLT,FLANGED	17	5001	-							
44A	61802-12045	BOLT,FLANGED	14	5001	-							
45A	61033-10025	BOLT	6	5001	-							
46A	62480-21081	NUT,FLANGED	6	5001	-							
47A	62710-18101	WASHER,PLANE	17	5001	-							
61A	41700-21530-7	PLATE,ELASTIC	1	5001	-							
62A	41700-21540-7	PLATE,ELASTIC	1	5001	-							
63A	41754-36220	PLATE	1	5001	-							
64A	41754-35760	PLATE	1	5001	-							
65A	41717-28400	PLATE	1	5001	-							
66A	41715-33320	PLATE	1	5001	-							
67A	41717-28410	PLATE	1	5001	-							
68A	46011-21300	WASHER,PLANE	3	5001	-							
69A	46011-23260	WASHER,PLANE	3	5001	-							
70A	61802-10025	BOLT,FLANGED	12	5001	-							
71A	61802-12020	BOLT,FLANGED	5	5001	-							
72A	62710-18101	WASHER,PLANE	9	5001	-							

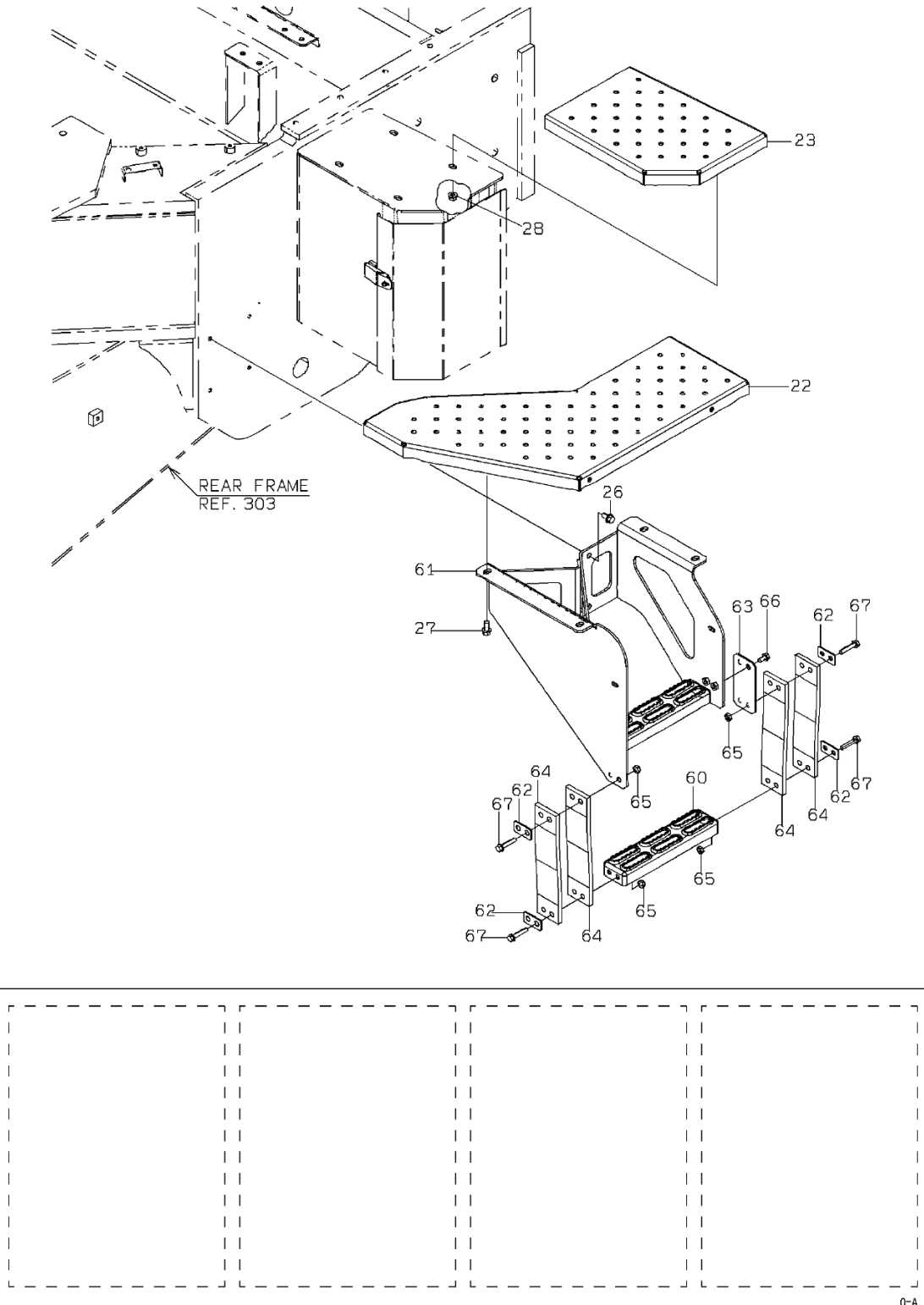
MEMO

STEP & DECK MOUNT



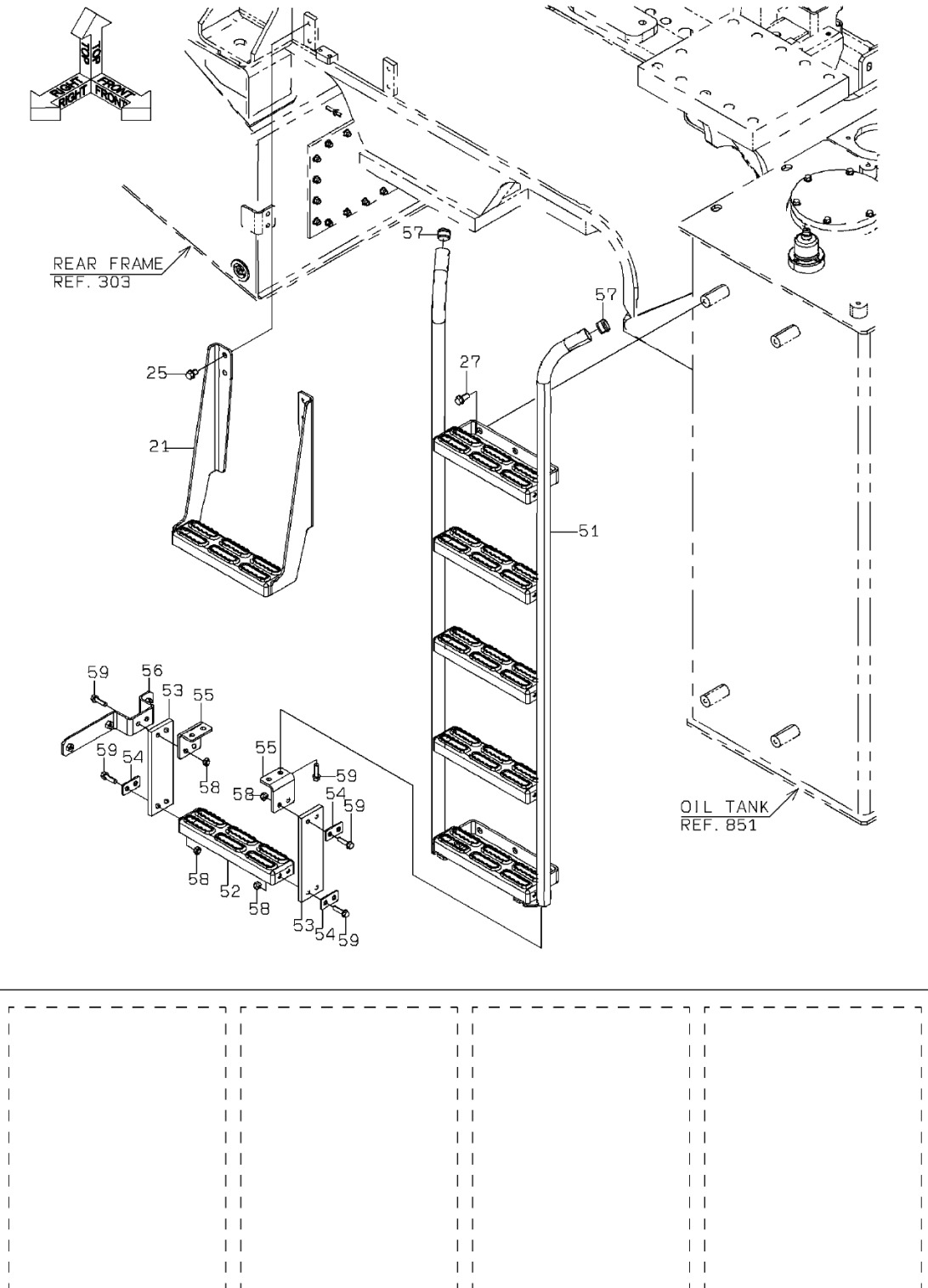
0-A

STEP & DECK MOUNT



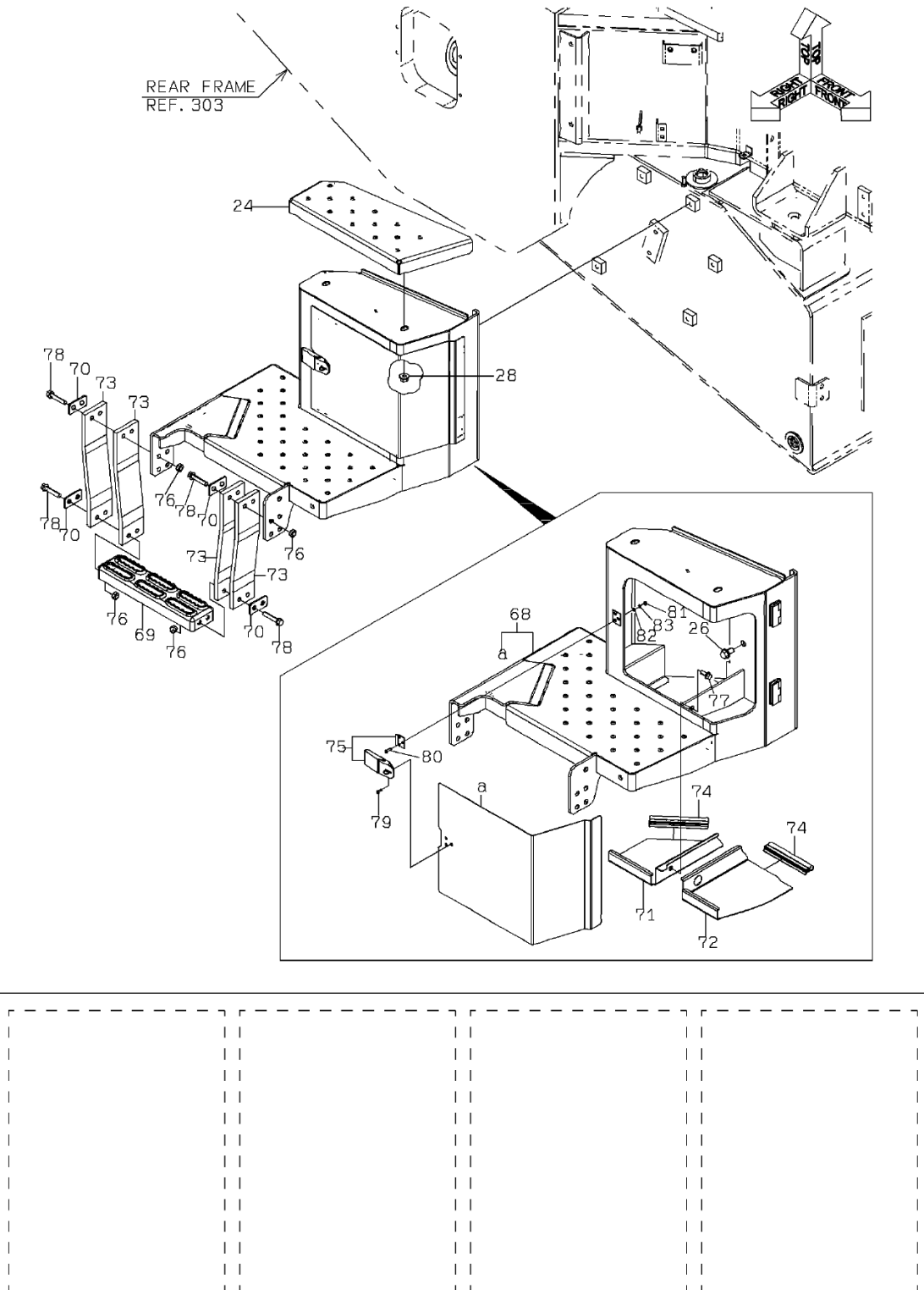
0-A

STEP & DECK MOUNT



0-A

STEP & DECK MOUNT



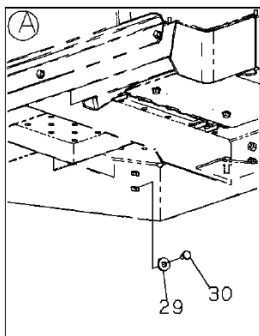
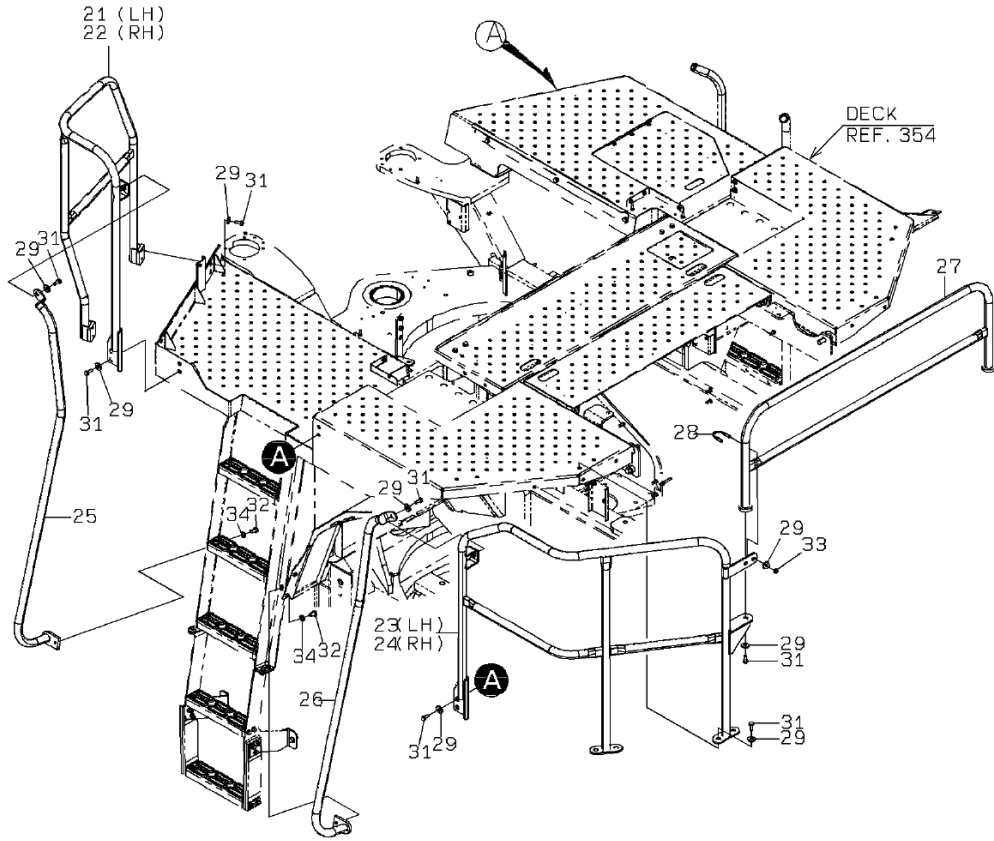
0-A

STEP & DECK MOUNT

SYM-BOL	PART NUMBER	PART NAME	UNIT Q,TY	SERIAL			REMARKS						
				(A)	-	(B)	N	P	D	(A)	(B)	(C)	(D)
21A	35370-23590	STEP	1	5001	-								
22A	35370-23610	STEP	1	5001	-								
23A	35370-23620	STEP	1	5001	-								
24A	35370-23630	STEP	1	5001	-								
25A	61802-12016	BOLT,FLANGED	4	5001	-								
26A	61802-12020	BOLT,FLANGED	9	5001	-								
27A	61802-12025	BOLT,FLANGED	12	5001	-								
28A	62480-21121	NUT,FLANGED	6	5001	-								
41A	44730-20870	LADDER	1	5001	-								
42A	35370-20070	STEP	2	5001	-								
43A	33713-25730	SHEET,RUBBER	4	5001	-								
44A	41754-21870	PLATE	1	5001	-								
45A	41754-21880	PLATE	1	5001	-								
46A	41606-56210	PLATE	2	5001	-								
47A	41611-23340	PLATE	2	5001	-								
48A	88031-06101	NUT,SELF-LOCKING	14	5001	-								
49A	61802-10020	BOLT,FLANGED	8	5001	-								
50A	61802-10050	BOLT,FLANGED	10	5001	-								
51A	44730-20880	LADDER	1	5001	-								
52A	35370-20070	STEP	1	5001	-								
53A	33713-29880	SHEET,RUBBER	2	5001	-								
54A	41611-23340	PLATE	3	5001	-								
55A	41717-26810	PLATE	2	5001	-								
56A	41754-34890	PLATE	1	5001	-								
57A	32210-20970	CAP	2	5001	-								
58A	88031-06101	NUT,SELF-LOCKING	8	5001	-								
59A	61802-10035	BOLT,FLANGED	12	5001	-								
60A	35370-20070	STEP	1	5001	-								
61A	35370-23580	STEP	1	5001	-								
62A	41611-23340	PLATE	4	5001	-								
63A	41717-37420	PLATE	1	5001	-								
64A	33713-22820	SHEET,RUBBER	4	5001	-								
65A	88031-06101	NUT,SELF-LOCKING	8	5001	-								
66A	61802-10020	BOLT,FLANGED	2	5001	-								
67A	61802-10050	BOLT,FLANGED	8	5001	-								
68A	35370-23600	STEP	1	5001	-								
69A	35370-20070	STEP	1	5001	-								
70A	41611-23340	PLATE	4	5001	-								
71A	41754-34900	PLATE	1	5001	-								
72A	41717-26950	PLATE	1	5001	-								
73A	33713-22820	SHEET,RUBBER	4	5001	-								
74A	34041-26000	STRIP, SEAL	2	5001	-								
75A	32150-60050	CATCH	1	5001	-								
76A	88031-06101	NUT,SELF-LOCKING	8	5001	-								
77A	61802-08020	BOLT,FLANGED	1	5001	-								
78A	61802-10050	BOLT,FLANGED	8	5001	-								
79A	62256-51412	SCREW	3	5001	-								
80A	62256-51416	SCREW	3	5001	-								
81A	62401-81041	NUT	3	5001	-								
82A	62701-40041	WASHER,PLANE	3	5001	-								
83A	62721-04100	WASHER,SPRING	3	5001	-								

MEMO

HANDRAIL MOUNT

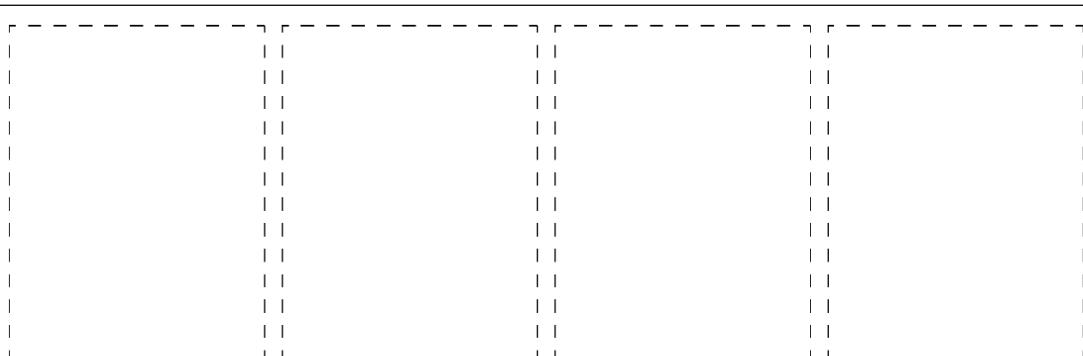
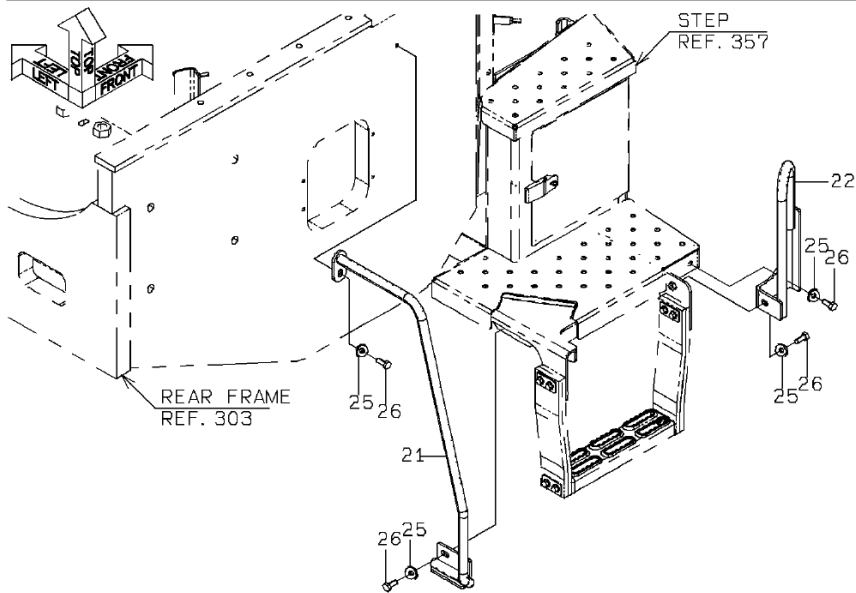
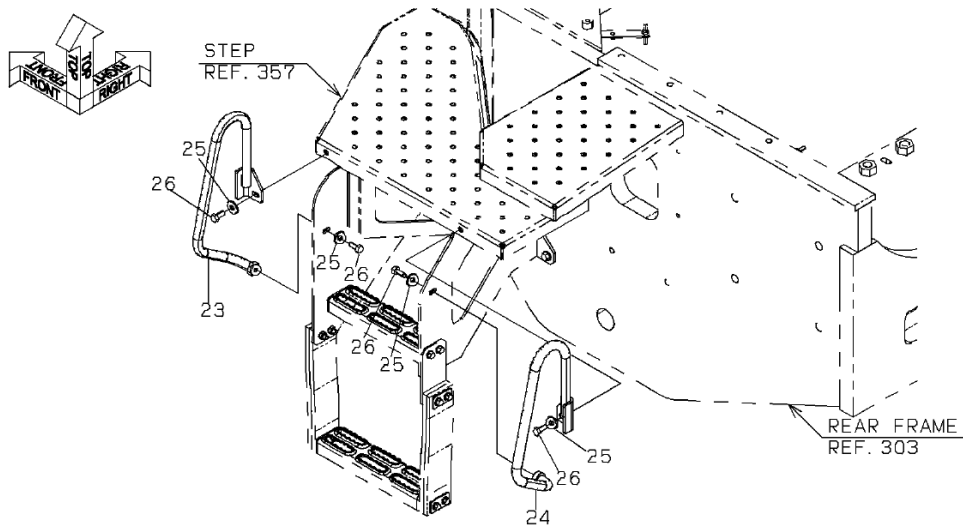


0-A

HANDRAIL MOUNT

SYM-BOL	PART NUMBER	PART NAME	UNIT Q,TY	SERIAL		REMARKS					
				(A)	(B)	N	P	D	(A)	(B)	(C)
21A	38130-36240	HANDRAIL	1	5001	-						
22A	38130-36230	HANDRAIL	1	5001	-						
23A	38130-35690	HANDRAIL	1	5001	-						
24A	38130-35700	HANDRAIL	1	5001	-						
25A	38130-36260	HANDRAIL	1	5001	-						
26A	38130-36250	HANDRAIL	1	5001	-						
27A	38130-36310	HANDRAIL	1	5001	-						
28A	43962-20030	BOLT,U	2	5001	-						
29A	46011-21300	WASHER,PLANE	32	5001	-						
30A	61033-10020	BOLT	4	5001	-						
31A	61033-10025	BOLT	24	5001	-						
32A	61033-12020	BOLT	2	5001	-						
33A	88031-06101	NUT,SELF-LOCKING	4	5001	-						
34A	62701-40121-7	WASHER,PLANE	2	5001	-						

HANDRAIL MOUNT

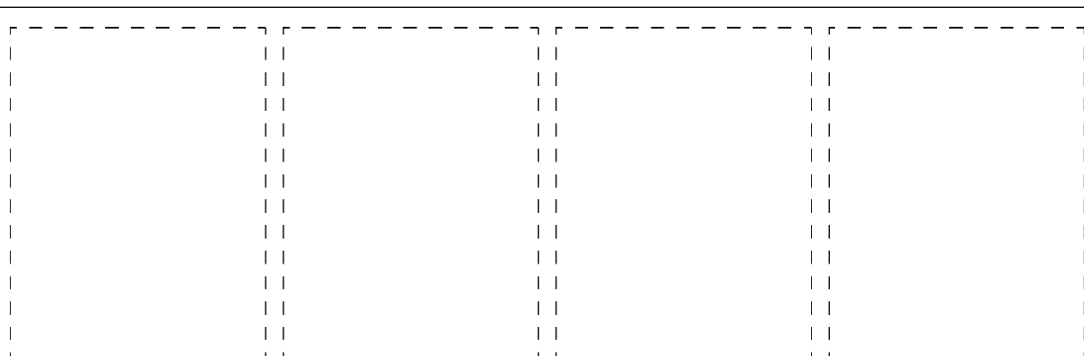
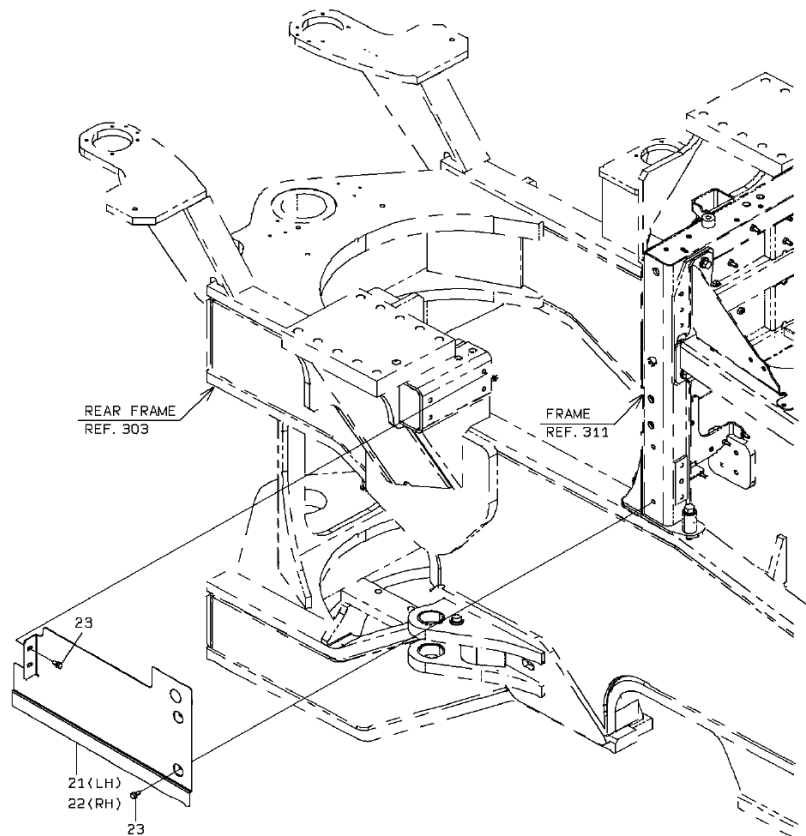



0-A

HANDRAIL MOUNT

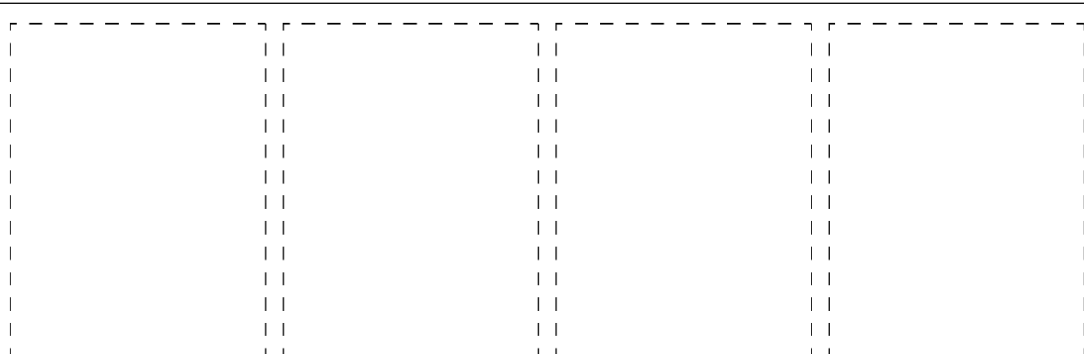
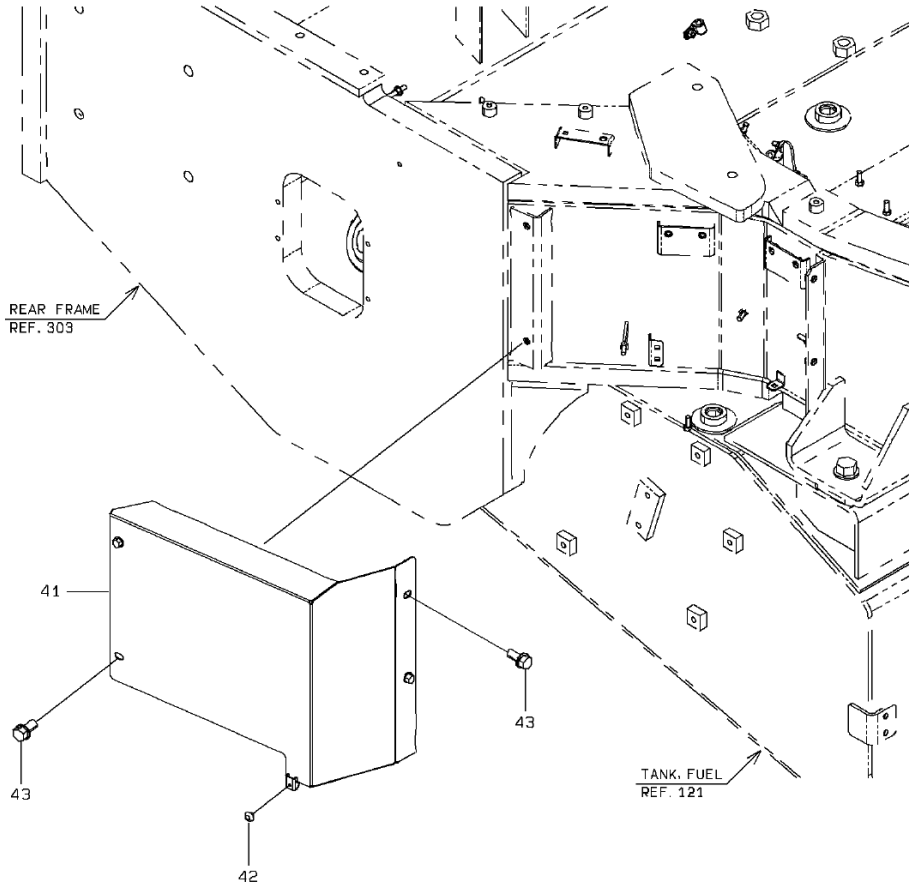
SYM- BOL	PART NUMBER	PART NAME	UNIT Q,TY	SERIAL (A) - (B)	REMARKS					
					N	P	D	(A)	(B)	(C)
21A	38130-36300	HANDRAIL	1	5001 -						
22A	38130-35920	HANDRAIL	1	5001 -						
23A	38130-35930	HANDRAIL	1	5001 -						
24A	38130-36130	HANDRAIL	1	5001 -						
25A	46011-21300	WASHER,PLANE	9	5001 -						
26A	61033-10025	BOLT	9	5001 -						

COVER MOUNT (CHASSIS)



1-B

COVER MOUNT (CHASSIS)



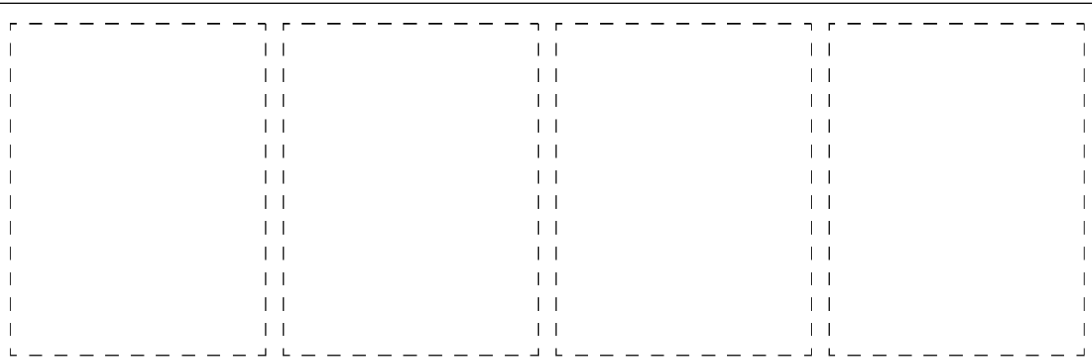
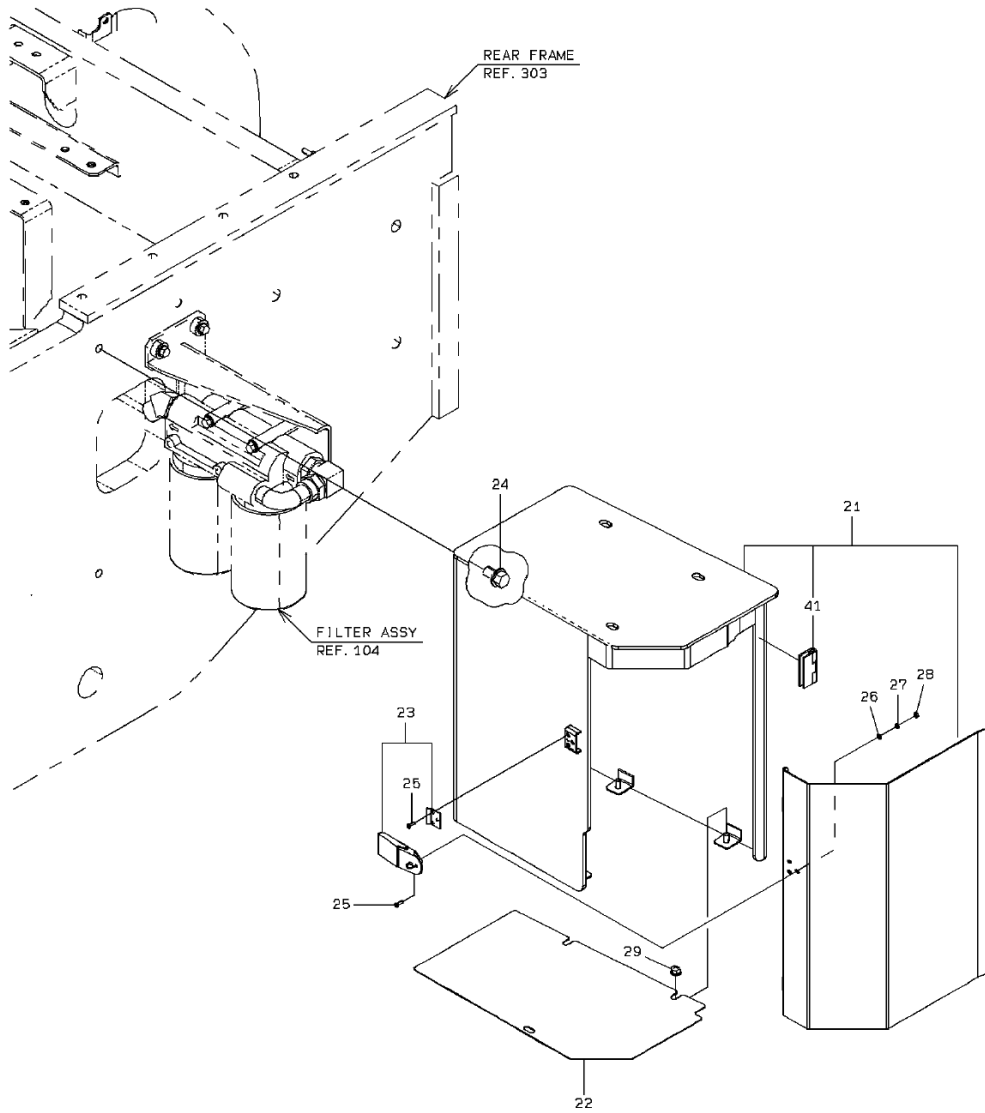
2-A

COVER MOUNT (CHASSIS)

SYM-BOL	PART NUMBER	PART NAME	UNIT Q,TY	SERIAL (A) - (B)	REMARKS						
					N	P	D	(A)	(B)	(C)	(D)
21A	31206-29130	COVER	1	5001 -							FR LH
22A	31206-29140	COVER	1	5001 -							FR RH
23A	61802-10020	BOLT,FLANGED	8	5001 -							
41A	31206-29390	COVER	1	5001 -							
42A	44822-70660	RUBBER,CUSHION	1	5001 -							
43A	61802-10020	BOLT,FLANGED	4	5001 -							

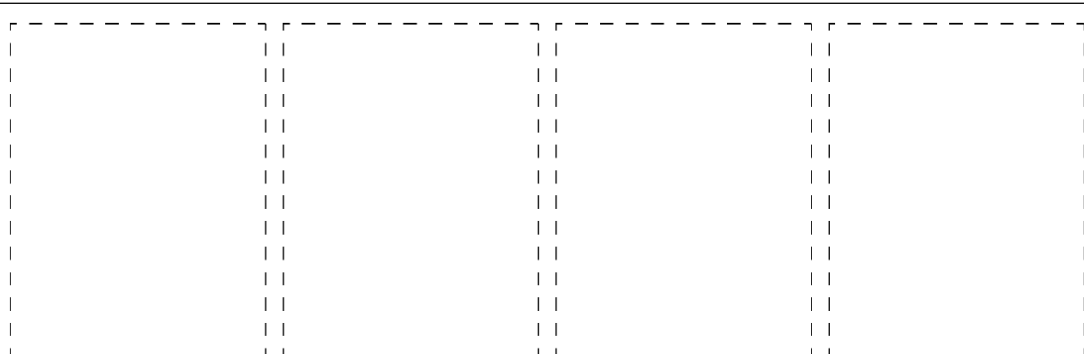
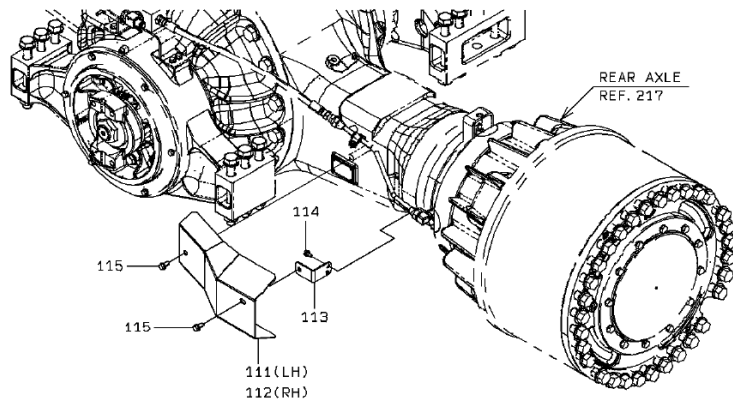
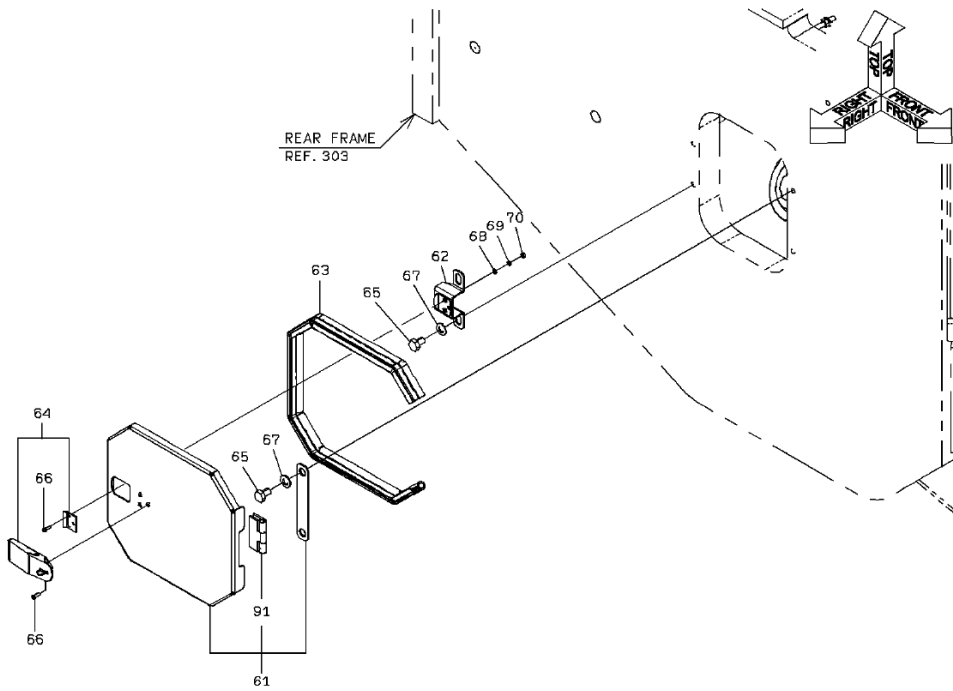
MEMO

COVER MOUNT (CHASSIS)



1-B

COVER MOUNT (CHASSIS)



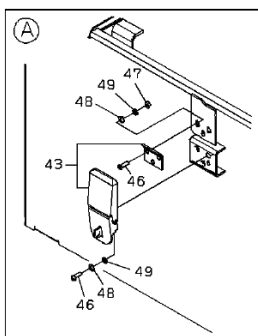
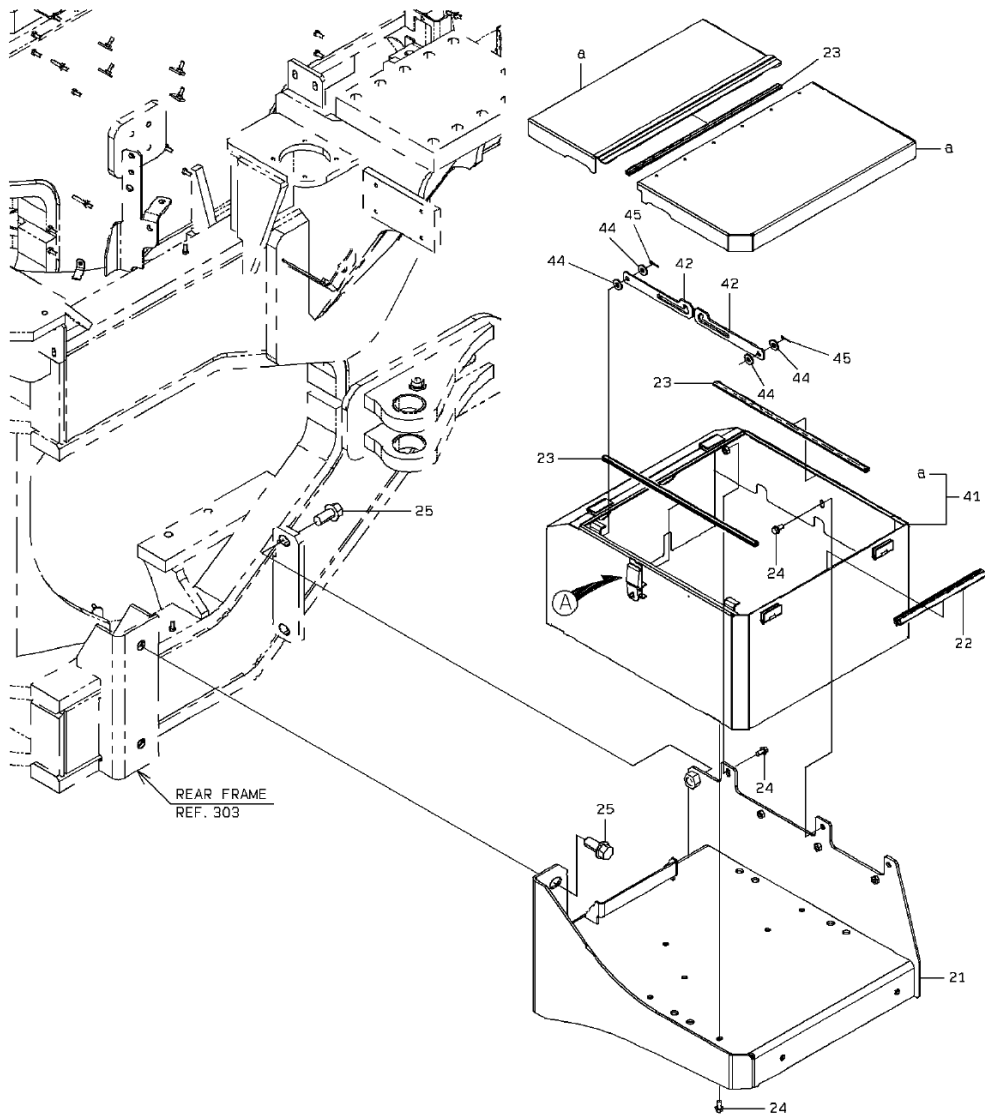
2-A

COVER MOUNT (CHASSIS)

SYM-BOL	PART NUMBER	PART NAME	UNIT Q,TY	SERIAL (A) - (B)	REMARKS						
					N	P	D	(A)	(B)	(C)	(D)
21A	31206-29230	COVER	1	5001 -				Y01			
22A	41717-29090	PLATE	1	5001 -							
23A	32150-60050	CATCH	1	5001 -							
24A	61802-16025	BOLT,FLANGED	4	5001 -							
25A	62256-51412	SCREW	6	5001 -							
26A	62701-40041	WASHER,PLANE	3	5001 -							
27A	62721-04100	WASHER,SPRING	3	5001 -							
28A	62401-81041	NUT	3	5001 -							
29A	62480-21081	NUT,FLANGED	3	5001 -							
41A	39890-70010	HINGE	2	5001 -				01			WELDING
61A	31206-29660	COVER	1	5001 -					Y02		
62A	41754-40360	PLATE	1	5001 -							
63A	34041-22810	STRIP, SEAL	1	5001 -							
64A	32150-60050	CATCH	1	5001 -							
65A	61033-10016	BOLT	4	5001 -							WELDING
66A	62256-51412	SCREW	6	5001 -							
67A	62701-40101	WASHER,PLANE	4	5001 -							
68A	62701-40041	WASHER,PLANE	3	5001 -							
69A	62721-04100	WASHER,SPRING	3	5001 -							
70A	62401-81041	NUT	3	5001 -							
91A	39890-70010	HINGE	1	5001 -					02		WELDING
111A	31206-29640	COVER	1	5001 -							FR LH
112A	31206-29650	COVER	1	5001 -							FR RH
113A	41754-40650	PLATE	2	5001 -							
114A	61802-08016-7	BOLT,FLANGED	4	5001 -							
115A	61802-10020	BOLT,FLANGED	4	5001 -							

MEMO

BATTERY BOX MOUNT

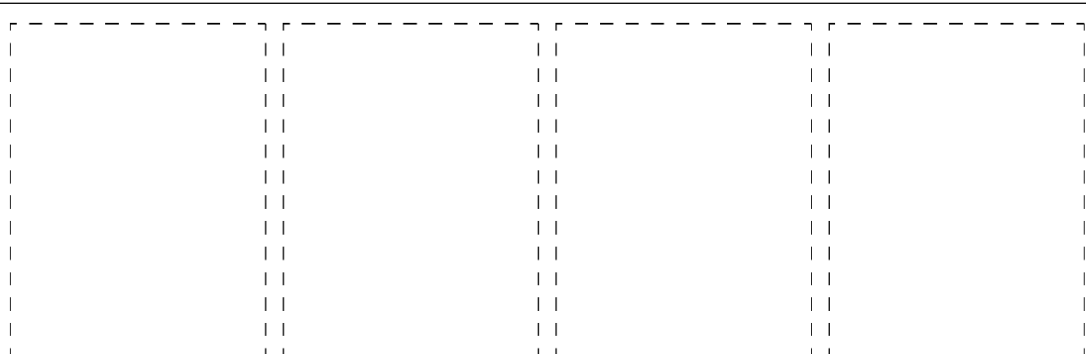
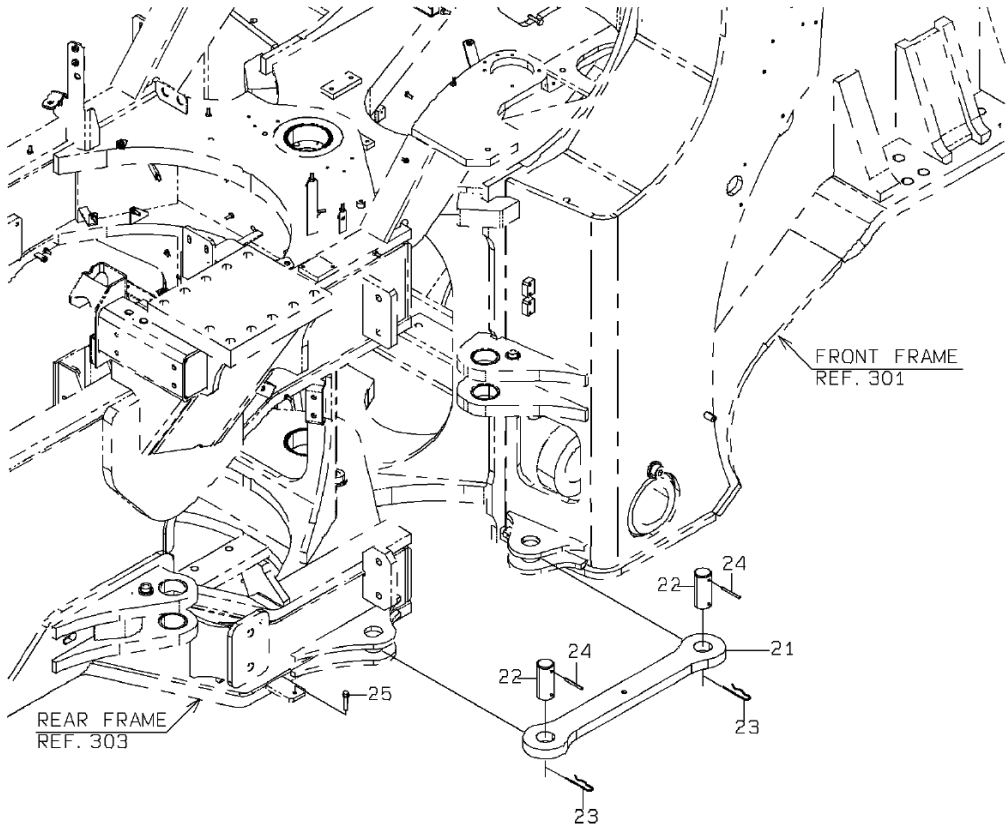



1-A

BATTERY BOX MOUNT

SYM-BOL	PART NUMBER	PART NAME	UNIT Q,TY	SERIAL		REMARKS						
				(A)	(B)	N	P	D	(A)	(B)	(C)	(D)
21A	40903-27480	BRACKET	1	5001	-							
22A	34041-20720	STRIP, SEAL	1	5001	-							
23A	34041-26770	STRIP, SEAL	3	5001	-							
24A	61802-10020	BOLT,FLANGED	5	5001	-							
25A	61802-24050	BOLT,FLANGED	4	5001	-							
41A	43800-31210	BOX	1	5001	- 5050							
41B	43800-31920	BOX	1	5051	-		C					
42A	41716-56550	PLATE	2	5001	-							
43A	32150-60050	CATCH	1	5001	-							
44A	46011-20190	WASHER,PLANE	8	5001	-							
45A	63002-03020	PIN,SPLIT	4	5001	-							
46A	62256-51412	SCREW	6	5001	-							
47A	62401-81041	NUT	3	5001	-							
48A	62701-40041	WASHER,PLANE	6	5001	-							
49A	62721-04100	WASHER,SPRING	6	5001	-							

ARTICULATE STOPPER MOUNT

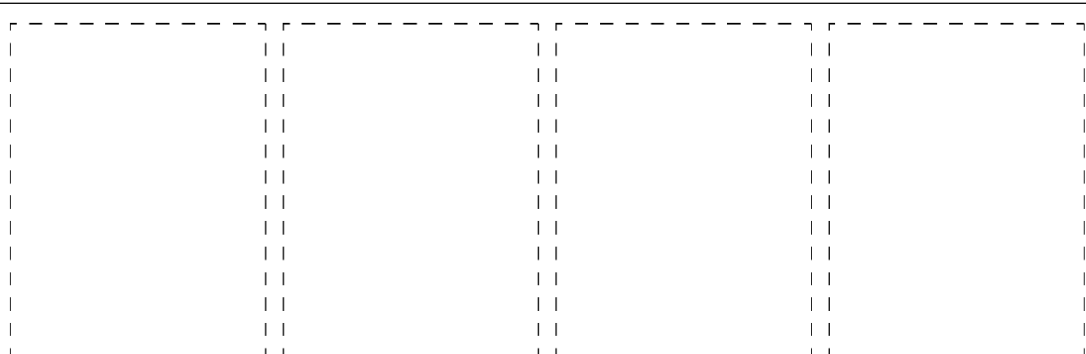
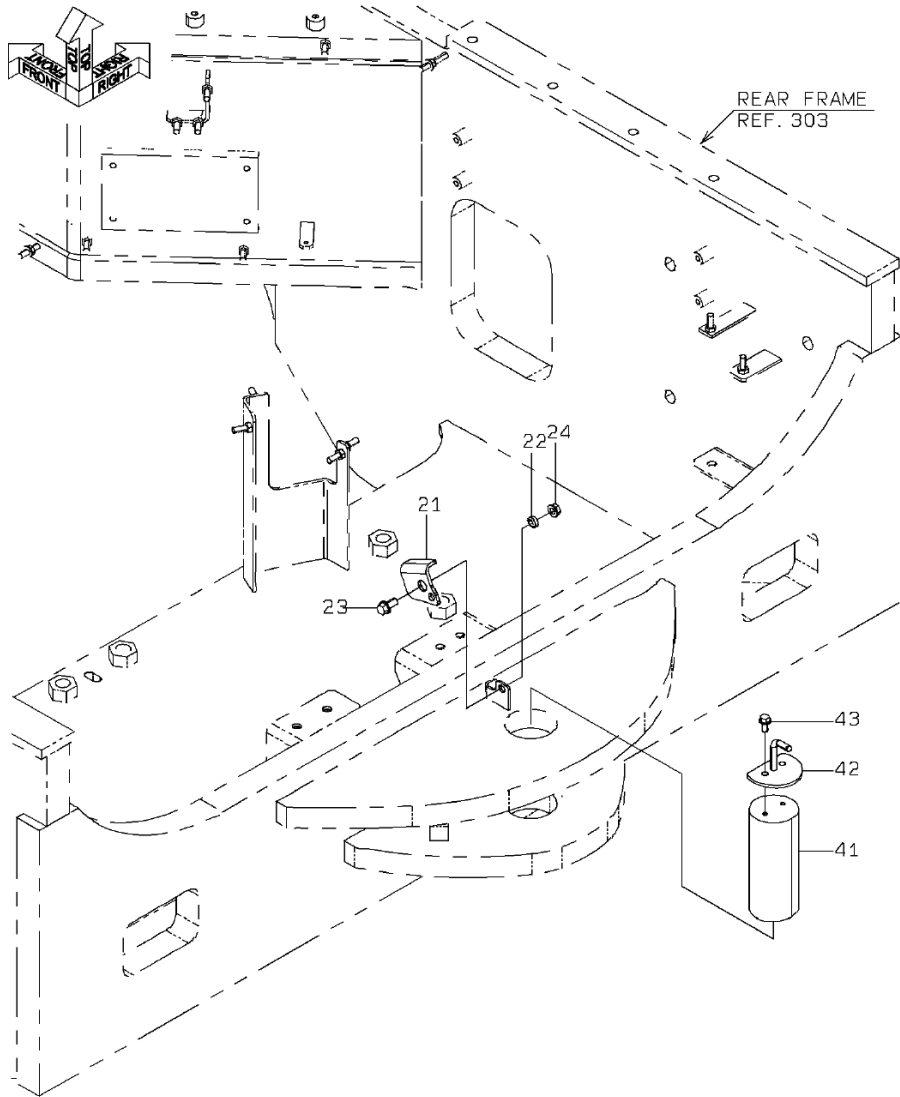


1-A

ARTICULATE STOPPER MOUNT

SYM-BOL	PART NUMBER	PART NAME	UNIT Q, TY	SERIAL (A) - (B)	REMARKS					
					N	P	D	(A)	(B)	(C)
21A	41600-36100	PLATE	1	5001 -						
22A	40000-35110	PIN	2	5001 -						
23A	40045-20220	PIN, SNAP	2	5001 -						
24A	40033-20100	PIN, SPRING	2	5001 -						
25A	61802-10050	BOLT, FLANGED	1	5001 -						

PIN MOUNT

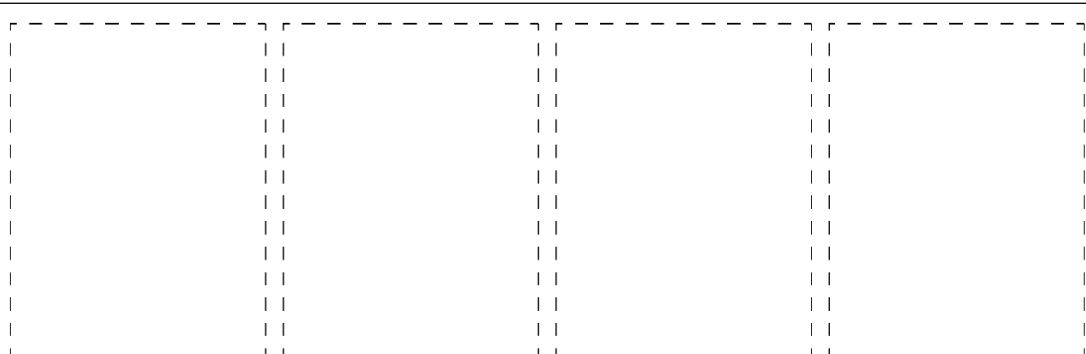
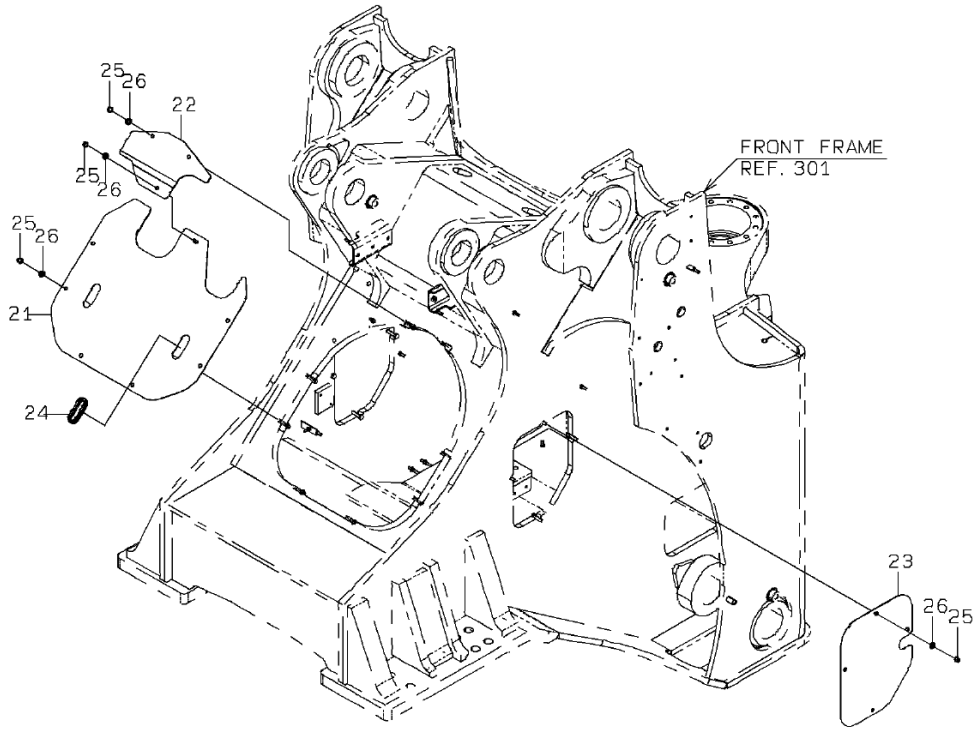


1-A

PIN MOUNT

SYM-BOL	PART NUMBER	PART NAME	UNIT Q, TY	SERIAL (A) - (B)	REMARKS					
					N	P	D	(A)	(B)	(C)
21A	41715-40330	PLATE	1	5001 -						
22A	35700-22580	SPACER	1	5001 -						
23A	61802-10020	BOLT, FLANGED	1	5001 -						
24A	62480-21101-7	NUT, FLANGED	1	5001 -						
41A	40000-48420	PIN	1	5001 -						
42A	41754-45320	PLATE	1	5001 -						
43A	61802-08016-7	BOLT, FLANGED	2	5001 -						

FRONT FRAME COVER (FOR 2-SPOOL)

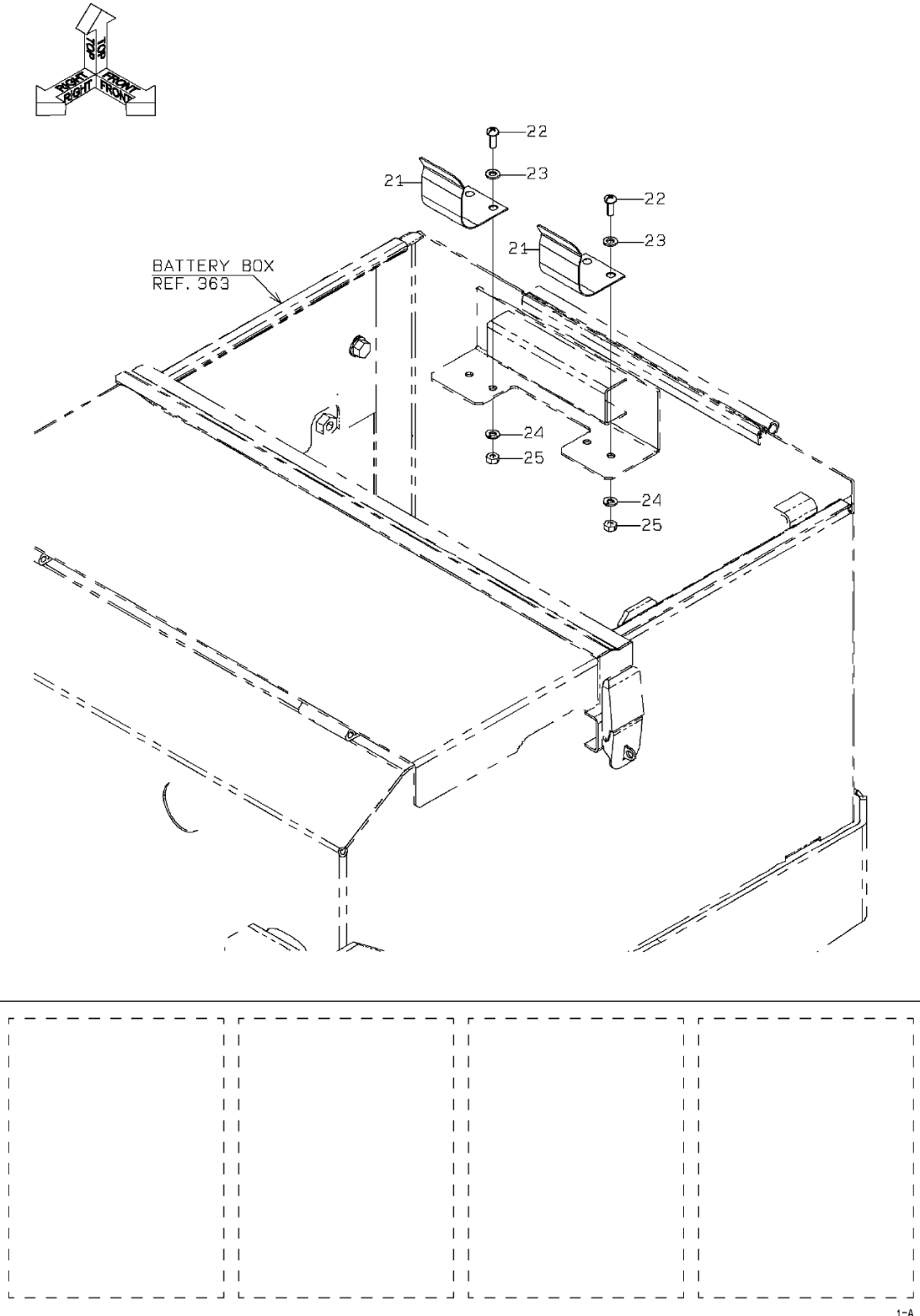


0-A

FRONT FRAME COVER (FOR 2-SPOOL)

SYM-BOL	PART NUMBER	PART NAME	UNIT Q,TY	SERIAL (A) - (B)	REMARKS						
					N	P	D	(A)	(B)	(C)	(D)
21A	31206-29320	COVER	1	5001 -							
22A	31206-29330	COVER	1	5001 -							
23A	31206-29340	COVER	2	5001 -							
24A	65801-63032	BUSHING,ELASTIC	2	5001 -							
25A	62480-21101-7	NUT,FLANGED	17	5001 -							
26A	62710-18101	WASHER,PLANE	17	5001 -							

GREASE GUN MOUNT

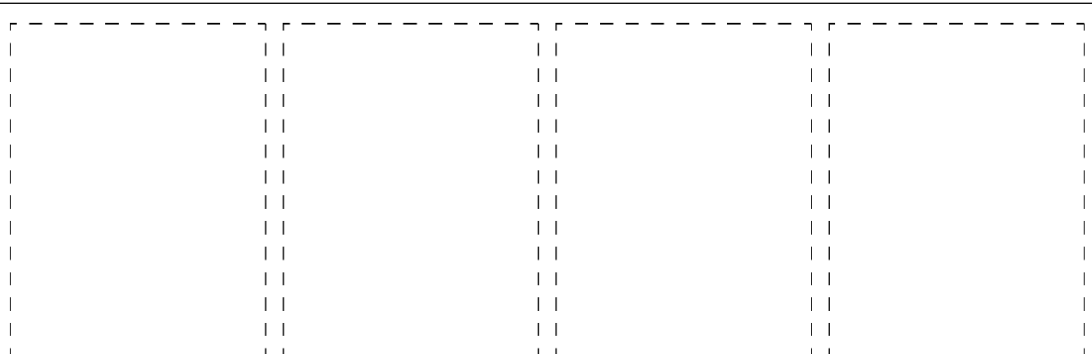
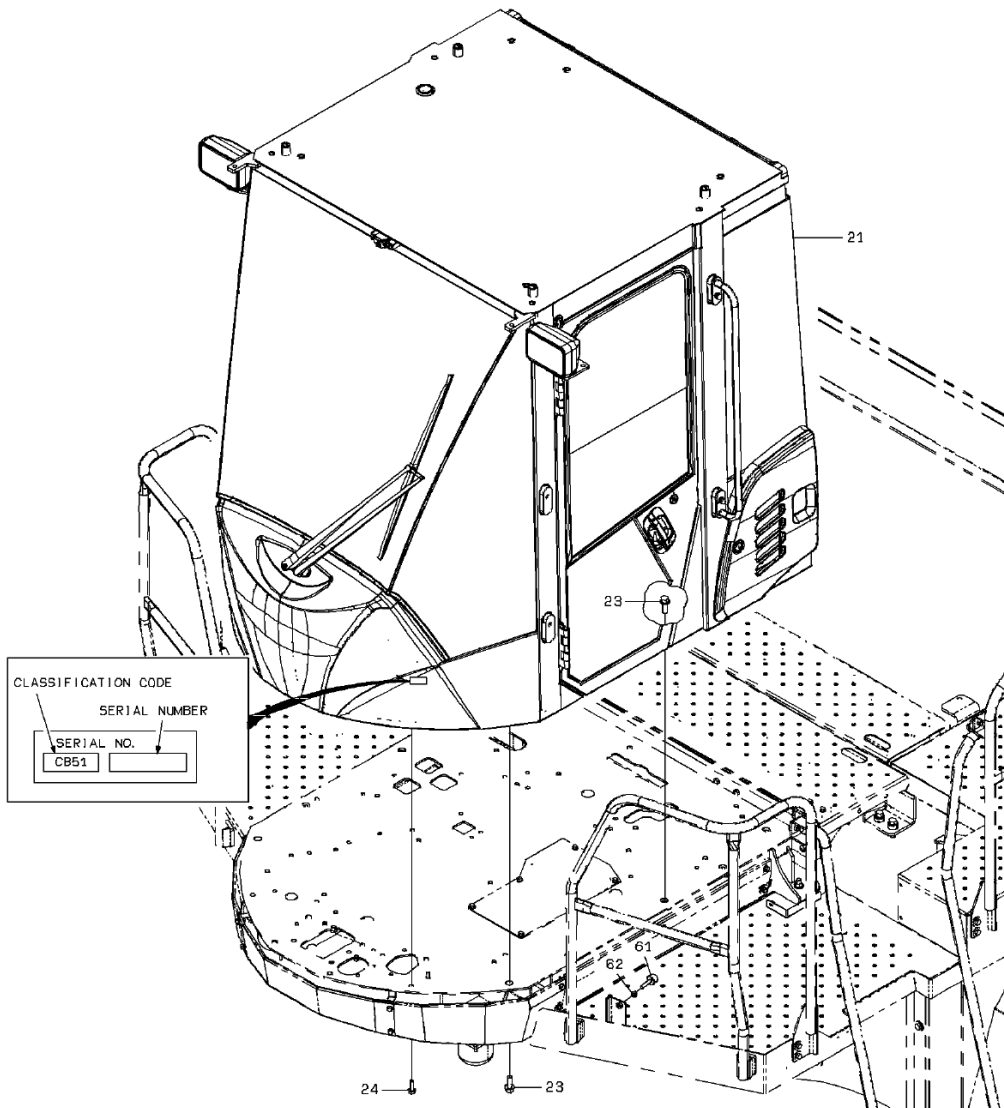


GREASE GUN MOUNT

SYM-BOL	PART NUMBER	PART NAME	UNIT Q,TY	SERIAL (A) - (B)	REMARKS					
					N	P	D	(A)	(B)	(C)
21A	35600-21120	SPRING	2	5001 -						
22A	62256-51615	SCREW	4	5001 -						
23A	62701-40061	WASHER,PLANE	4	5001 -						
24A	62721-06100	WASHER,SPRING	4	5001 -						
25A	62401-81061	NUT	4	5001 -						

CAB MOUNT

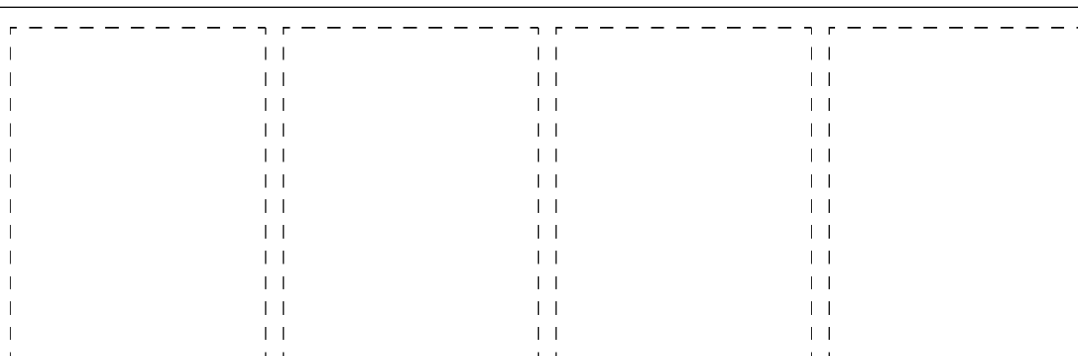
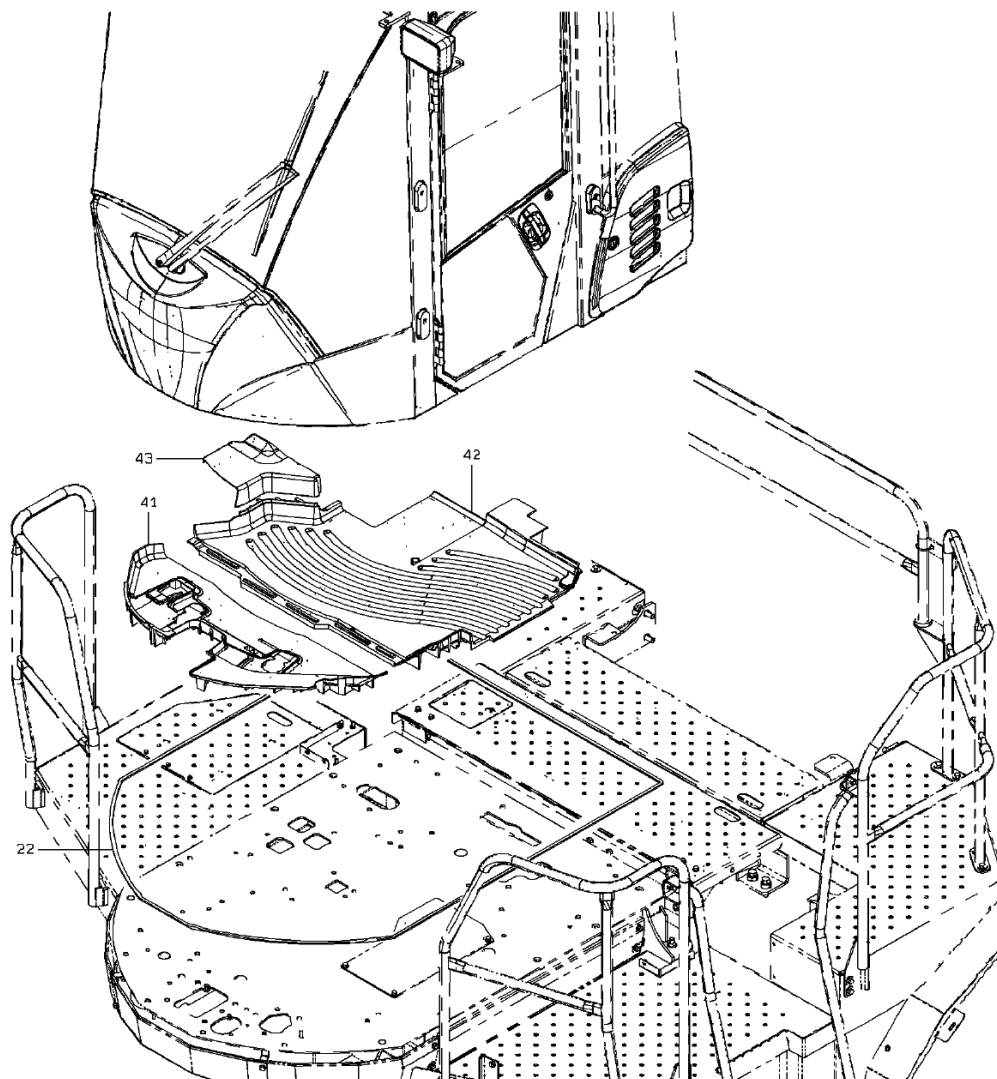
(NOTE) : SERIAL NUMBER INDICATES THE CAB SERIAL NUMBER.



1-A

CAB MOUNT

(NOTE) : SERIAL NUMBER INDICATES THE CAB SERIAL NUMBER.



2-A

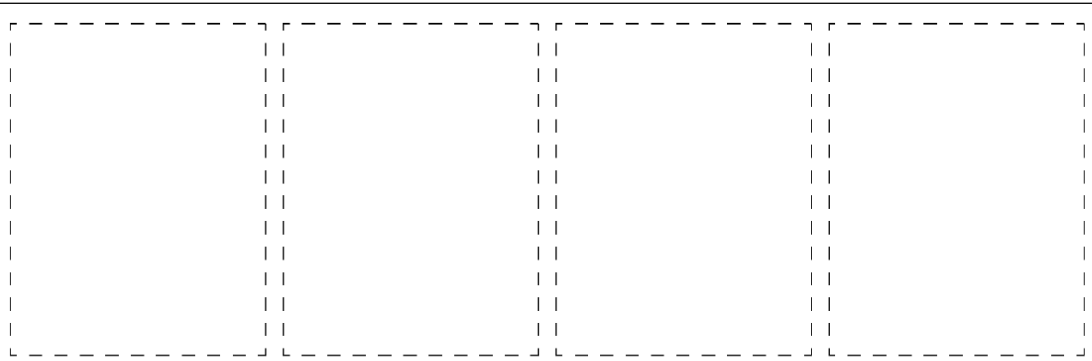
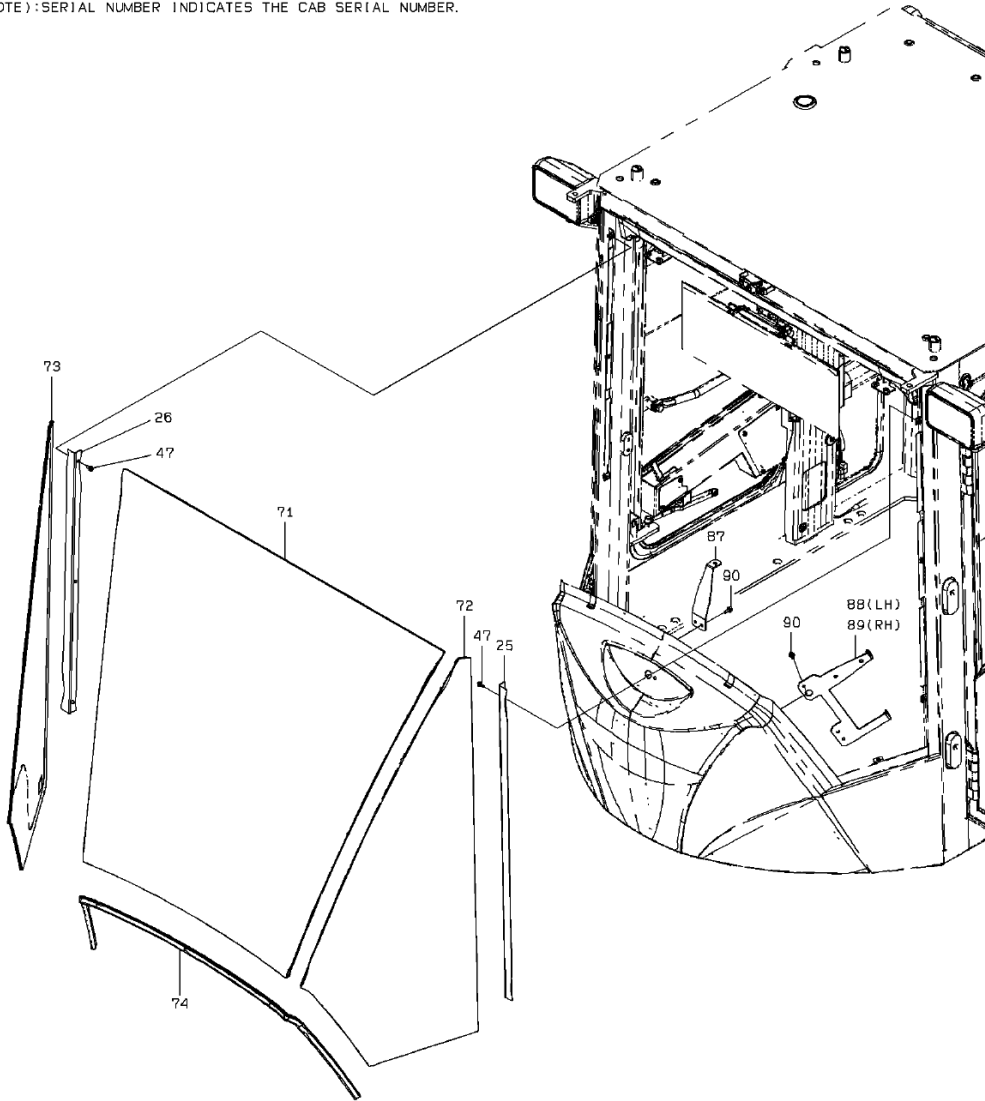
CAB MOUNT

SYM-BOL	PART NUMBER	PART NAME	UNIT Q,TY	SERIAL		REMARKS							
				(A)	(B)	N	P	D	(A)	(B)	(C)	(D)	REMARKS
21A	32264-23250	CAB ASSY	1	101	-	122							
21B	32264-23490	CAB ASSY	1	123	-		C						
22A	35681-35620	SPONGE	1	101	-								
23A	61802-16040	BOLT,FLANGED	10	101	-								
24A	61802-12035	BOLT,FLANGED	4	101	-								
41A	44184-24080	MAT,FLOOR	1	101	-								
42A	44184-24140	MAT,FLOOR	1	101	-								
43A	44184-60030	MAT,FLOOR	1	101	-								
61A	35440-21810	STOPPER	1	101	-								
62A	62480-21101-7	NUT,FLANGED	1	101	-								

MEMO

CAB

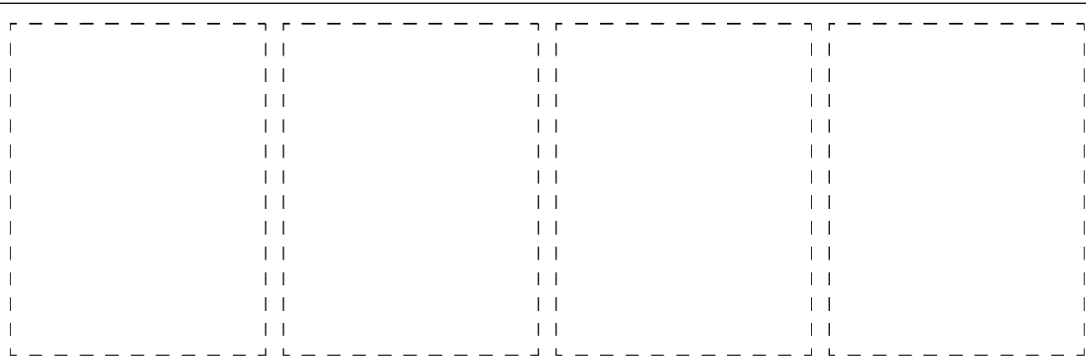
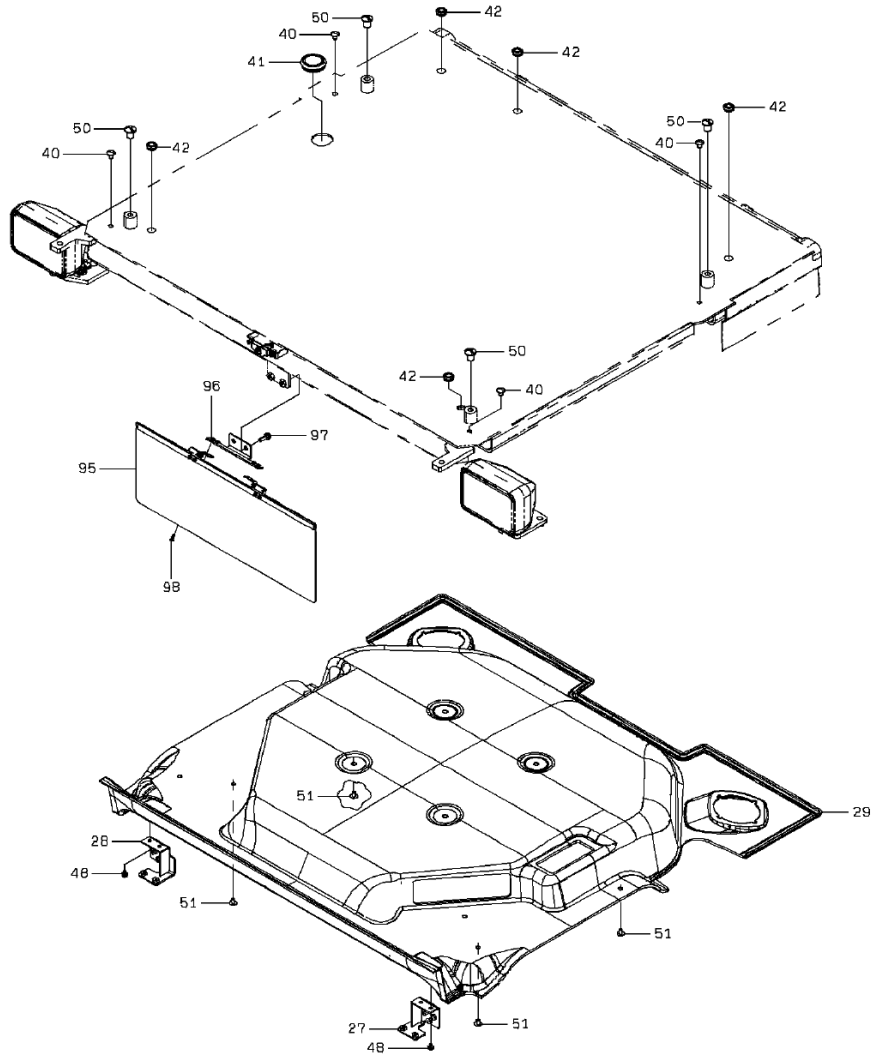
(NOTE): SERIAL NUMBER INDICATES THE CAB SERIAL NUMBER.



1-A

CAB

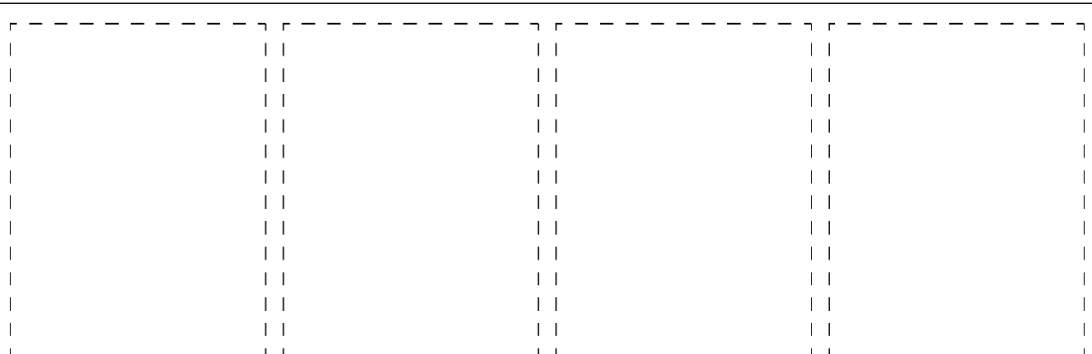
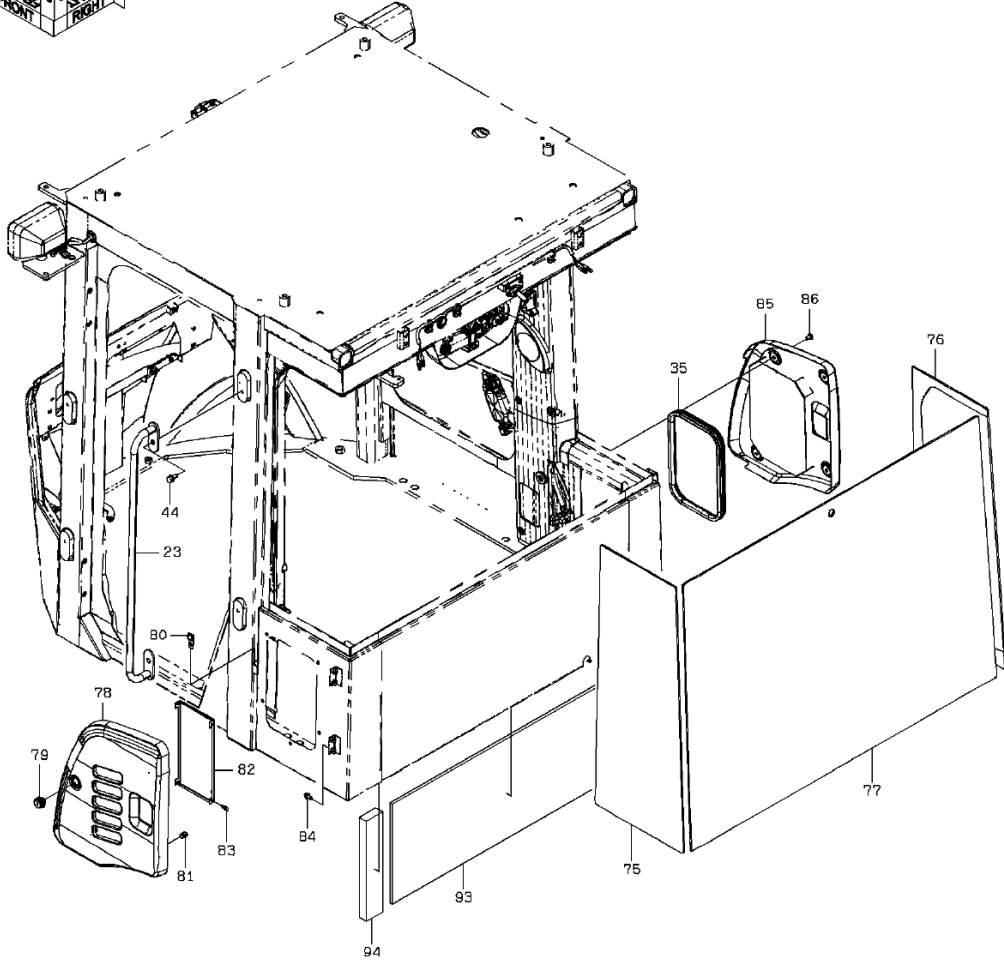
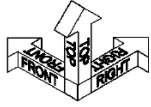
(NOTE) : SERIAL NUMBER INDICATES THE CAB SERIAL NUMBER.



2-B

CAB

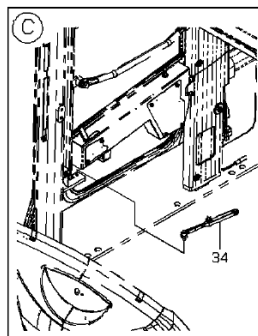
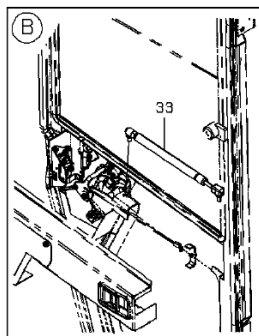
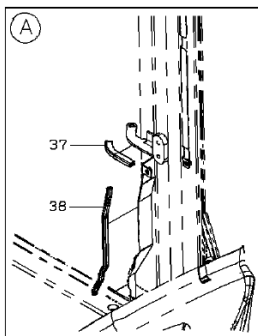
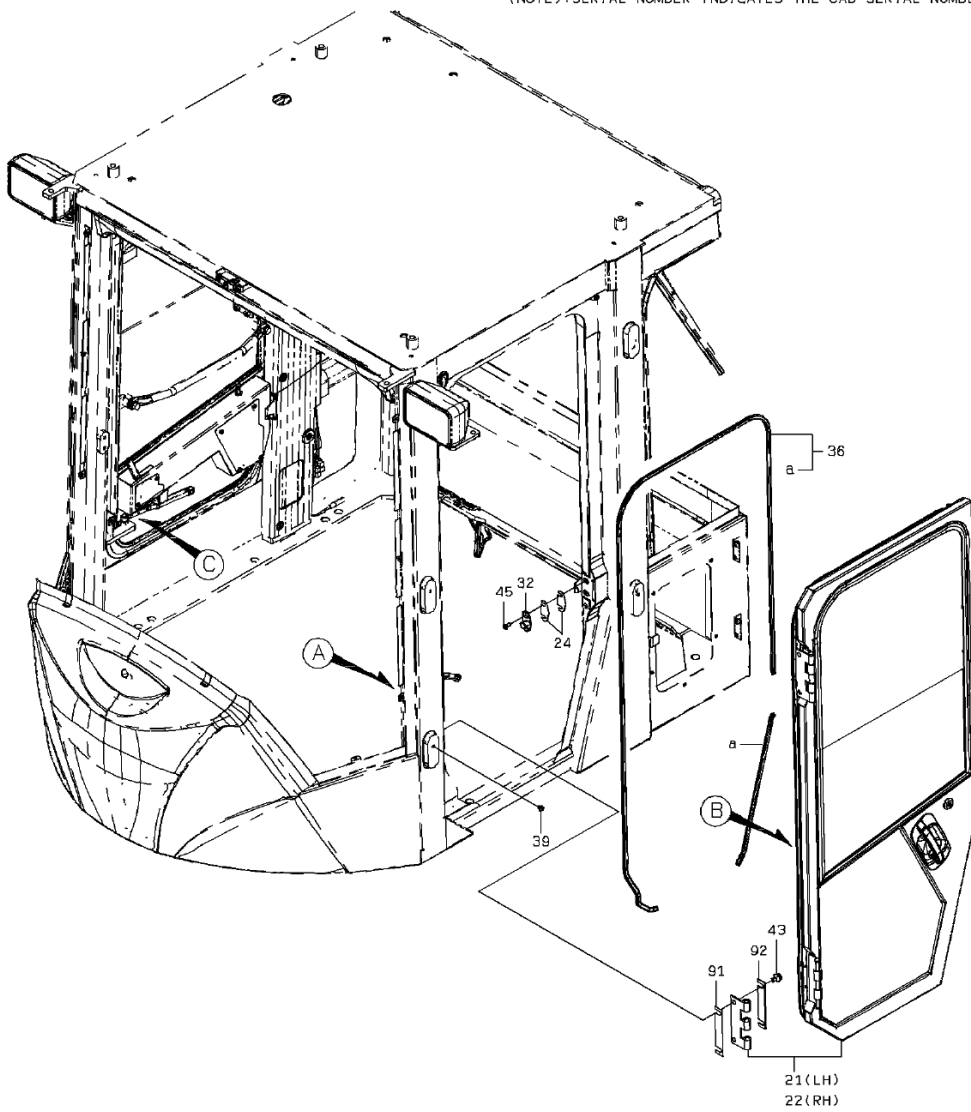
(NOTE): SERIAL NUMBER INDICATES THE CAB SERIAL NUMBER.



3-A

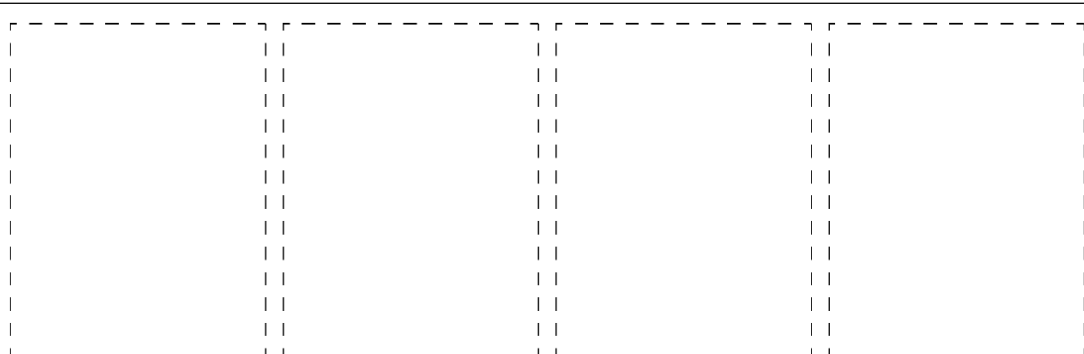
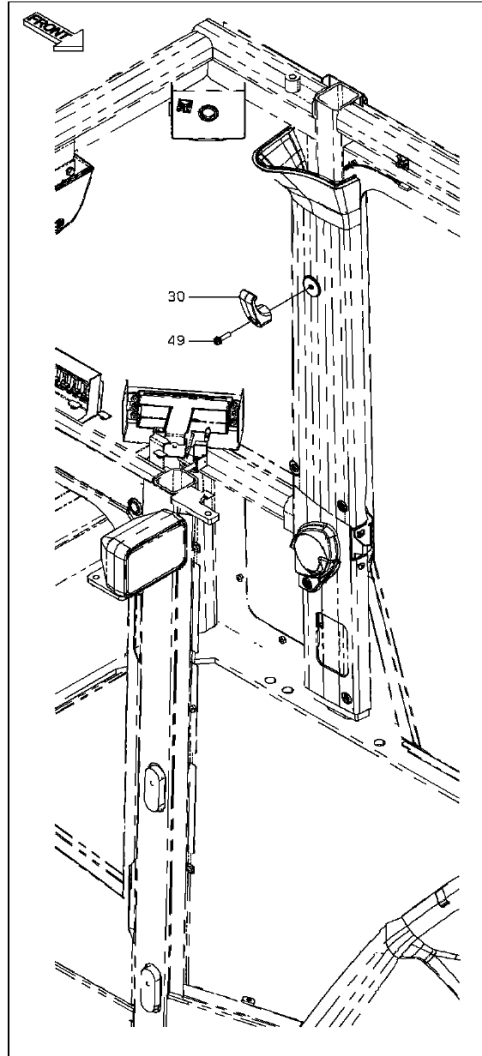
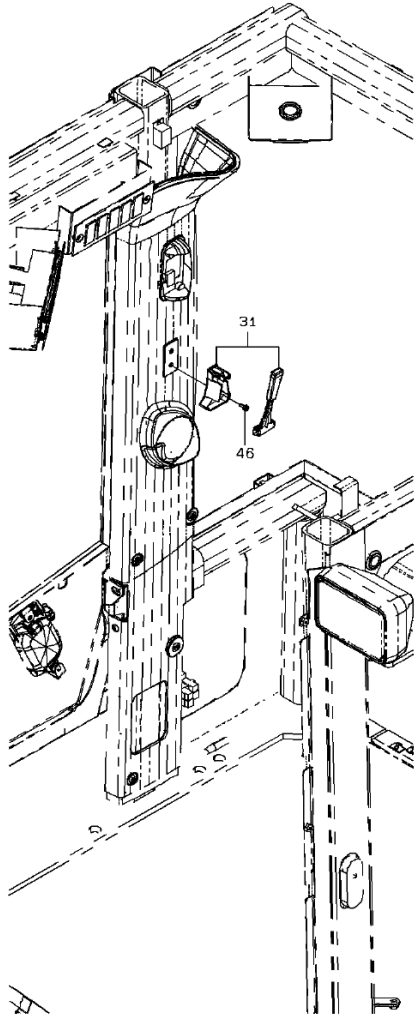
CAB

(NOTE): SERIAL NUMBER INDICATES THE CAB SERIAL NUMBER.



4-A

(NOTE): SERIAL NUMBER INDICATES THE CAB SERIAL NUMBER.



CAB

SYM-BOL	PART NUMBER	PART NAME	UNIT Q,TY	SERIAL		REMARKS								
				(A)	(B)	N	P	D	(A)	(B)	(C)	(D)	REMARKS	
000A	32264-23250	CAB ASSY	1	101	122									
000B	32264-23490	CAB ASSY	1	123										
21A	37521-22780	DOOR ASSY	1	101										FR LH
22A	37521-22610	DOOR ASSY	1	101										FR RH
23A	38130-35360	HANDRAIL	2	101										
24A	41716-56070	PLATE	4	101										
25A	41715-37840	PLATE	1	101	118									
25B	41718-50250	PLATE	1	119										
26A	41715-37850	PLATE	1	101	118									
26B	41718-50260	PLATE	1	119										
27A	41753-43010	PLATE	1	101										FR LH
28A	41753-43020	PLATE	1	101										
29A	45375-60030	ROOF	1	101										
30A	40460-60030	HOOK	1	101										
31A	49480-60010	HAMMER	1	101										
32A	35490-60010	STRIKER	2	101										
33A	35617-20010	SPRING,GAS	1	101										
34A	30021-20890	ARM ASSY	1	101										
35A	34041-28020	STRIP, SEAL	1	101										
36A	34041-60340	STRIP, SEAL	2	101										
37A	34041-60380	STRIP, SEAL	1	101										
38A	34041-60390	STRIP, SEAL	1	101										
39A	32970-20190	CLIP	4	101										
40A	32970-20140	CLIP	4	101										
41A	33057-22930	GROMMET	1	101	118									
41B	33057-23660	GROMMET	1	119										
42A	33057-22940	GROMMET	5	101										
43A	43900-26710	BOLT	8	101										
44A	43932-70810	BOLT,W/WASHER	4	101										
45A	35100-21120	SCREW	4	101										
46A	35100-72610	SCREW	2	101	114									
46B	80106-80514	SCREW	2	115										
47A	35100-72620	SCREW	6	101	114									
47B	80106-80614	SCREW	6	115										
48A	35100-72600	SCREW	4	101	114									
48B	80106-80610	SCREW	4	115										
49A	35100-72740	SCREW	1	101	114									
49B	80106-80835	SCREW	1	115										
50A	32210-71700	CAP	4	101										
51A	40462-20080	FASTENER	10	101										
71A	32011-60650-7	GLASS,WINDOW	1	101										
72A	32011-60660-7	GLASS,WINDOW	1	101										
73A	32011-60670-7	GLASS,WINDOW	1	101										
74A	34041-60320	STRIP, SEAL	1	101										
75A	32011-60580-7	GLASS,WINDOW	1	101										
76A	32011-60590-7	GLASS,WINDOW	1	101										
77A	32011-60600-7	GLASS,WINDOW	1	101										
78A	31231-60050	COVER ASSY	1	101										
79A	45830-60060	LOCK	1	101										
80A	41694-60020	PLATE,LOCK	1	101										
81A	44822-60380	RUBBER,CUSHION	2	101										
82A	41716-32680	PLATE	1	101										
83A	43932-20030	BOLT,W/WASHER	4	101										
84A	43932-70700	BOLT,W/WASHER	4	101	114									
84B	80102-60816	BOLT,W/WASHER	4	115										
85A	31231-60040	COVER ASSY	1	101										
86A	35100-20870	SCREW	4	101										
87A	41754-24350	PLATE	1	101										
88A	41754-24360	PLATE	1	101										FR LH
89A	41754-24370	PLATE	1	101										
90A	61802-06016	BOLT,FLANGED	8	101										
91A	41716-56050	PLATE	4	101										
92A	41716-56060	PLATE	4	101										
93A	35681-36910	SPONGE	1	101										
94A	35681-36920	SPONGE	1	101										
95A	38191-20130	VISOR,SUN	1	101										

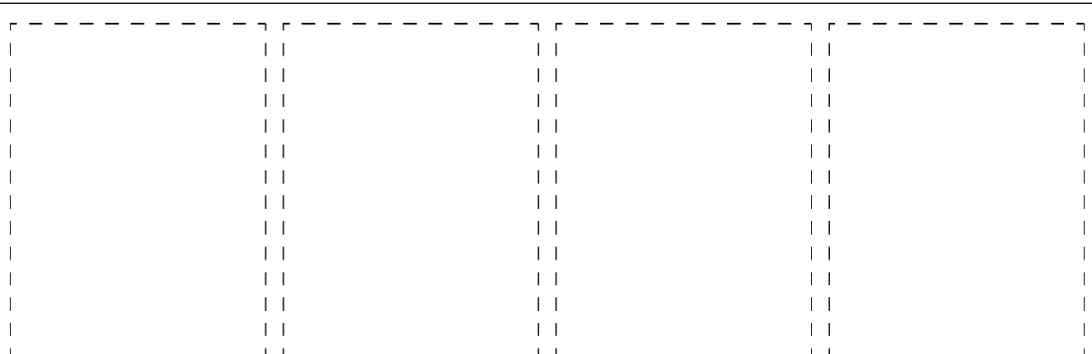
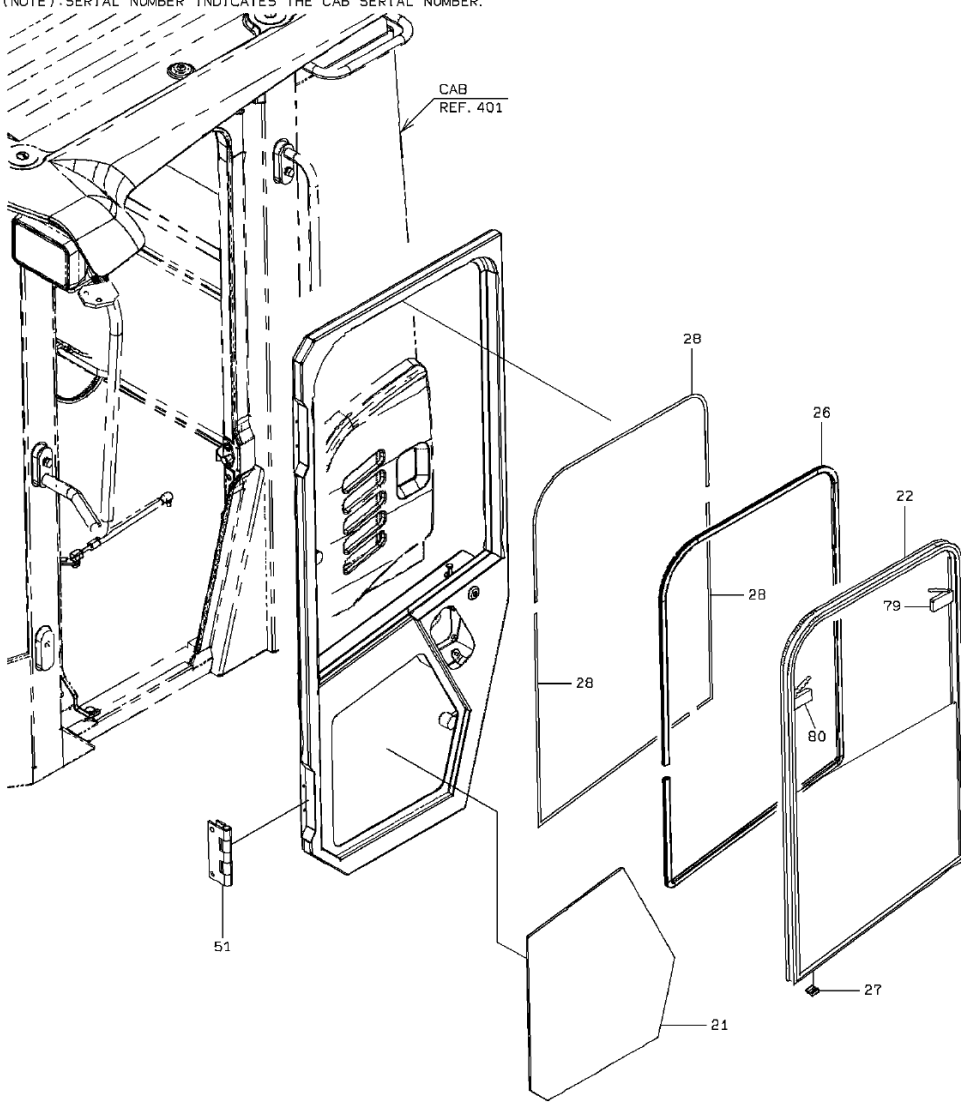
CAB

SYM-BOL	PART NUMBER	PART NAME	UNIT Q,TY	SERIAL (A) - (B)	REMARKS						
					N	P	D	(A)	(B)	(C)	(D)
96A	41754-20340	PLATE	1	101 -							
97A	35100-72750	SCREW	2	101 - 114							
97B	80106-80825	SCREW	2	115 -	A						
98A	35100-21190	SCREW	4	101 - 114							
98B	80106-50412	SCREW	4	115 -	A						

MEMO

DOOR (LEFT)

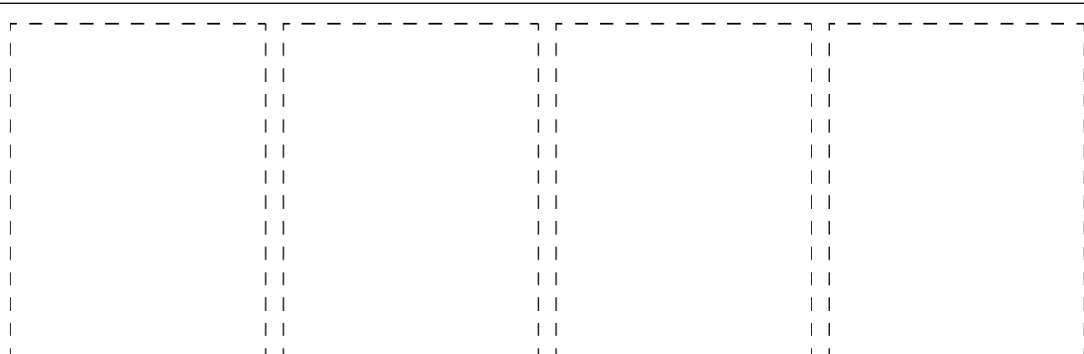
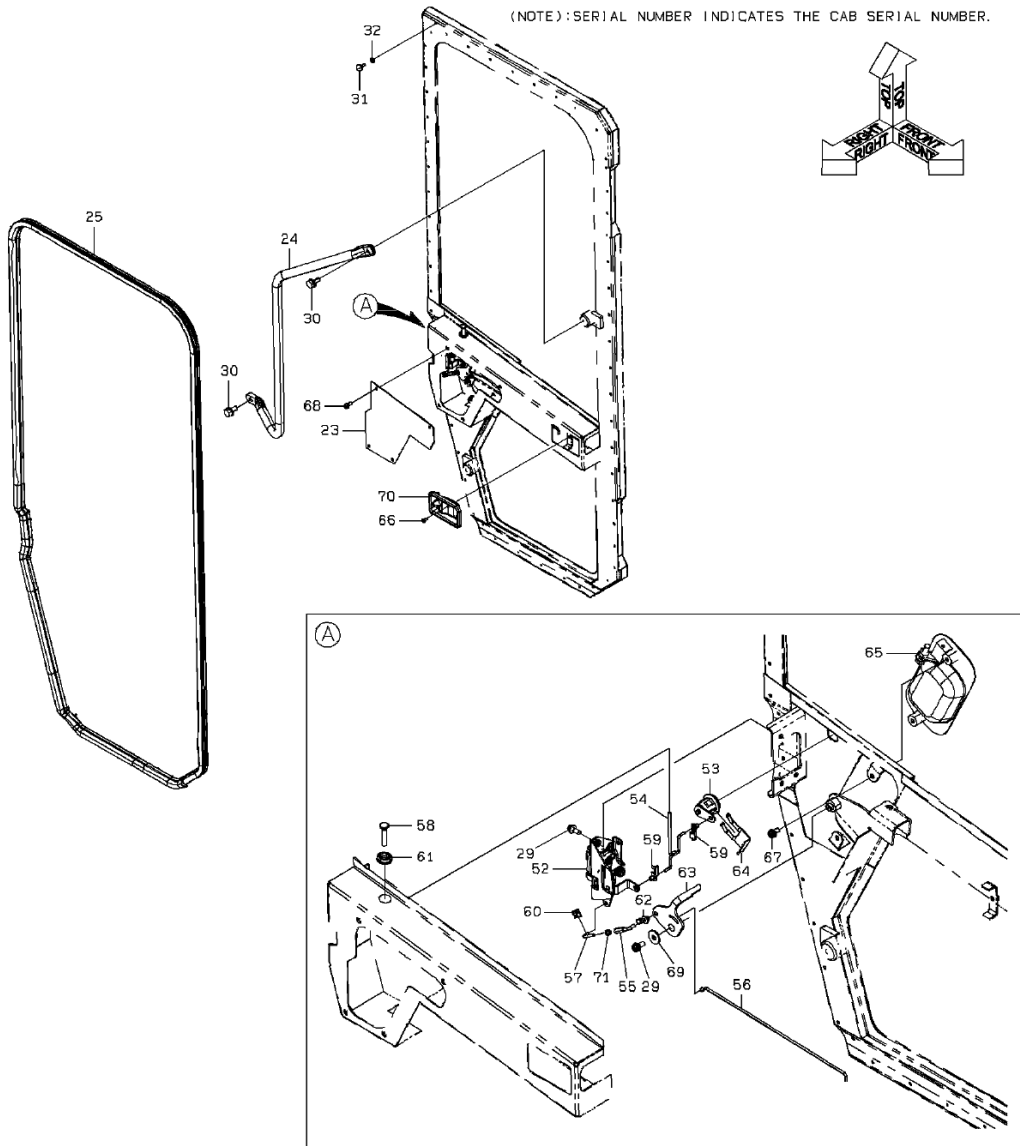
(NOTE): SERIAL NUMBER INDICATES THE CAB SERIAL NUMBER.



1-B

DOOR (LEFT)

(NOTE): SERIAL NUMBER INDICATES THE CAB SERIAL NUMBER.



2-A

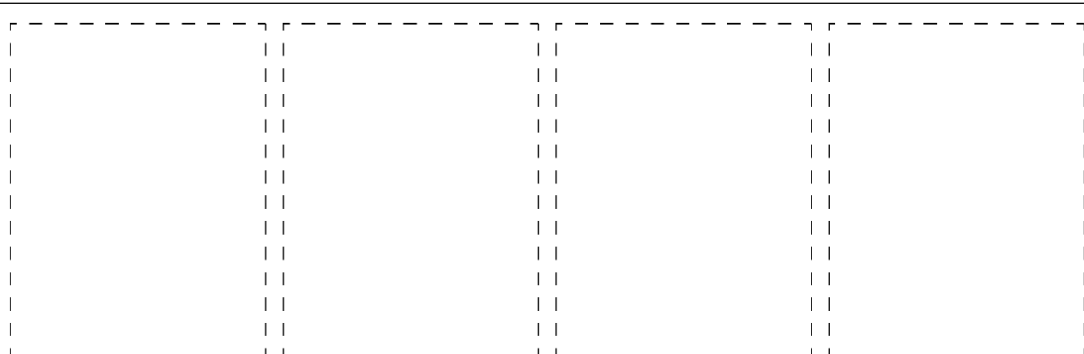
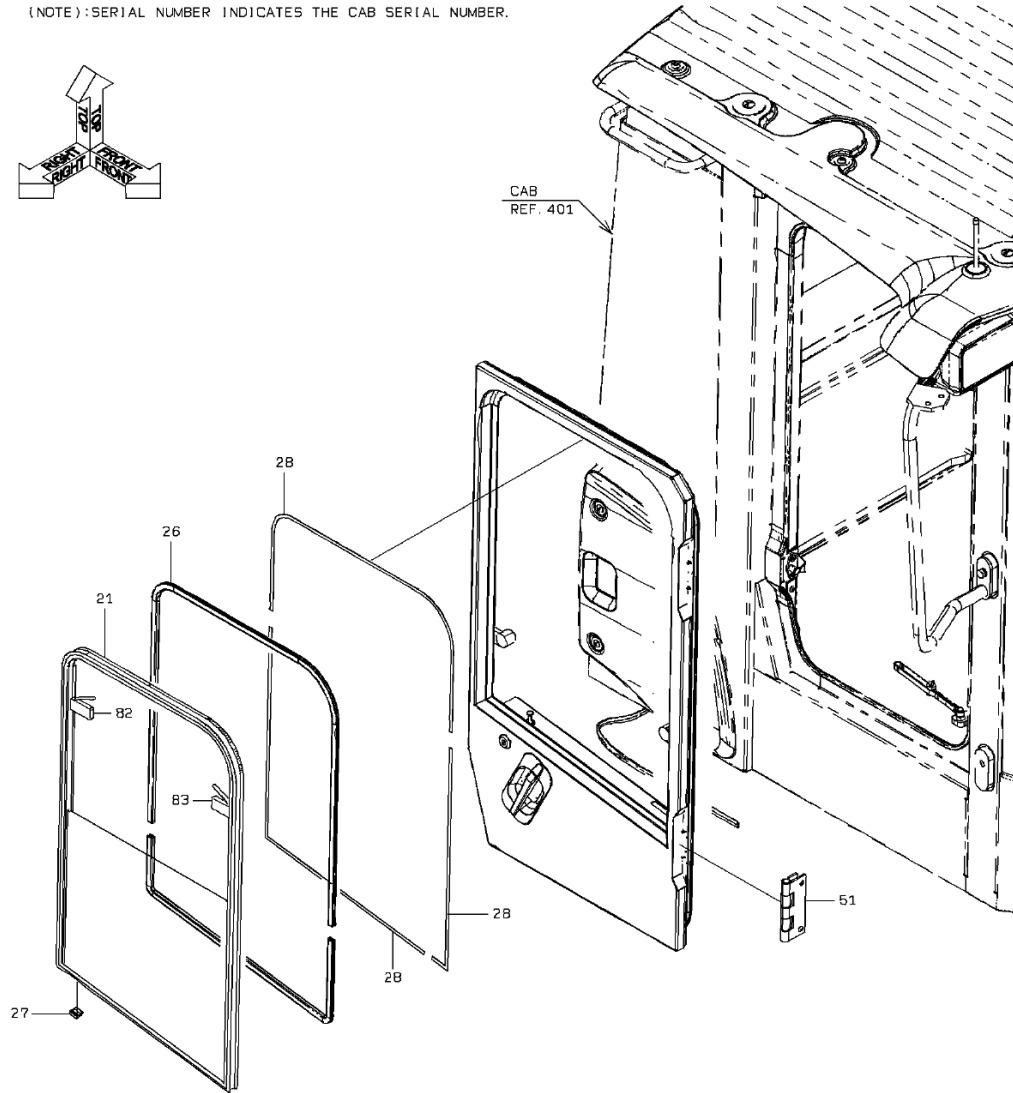

DOOR (LEFT)

SYM-BOL	PART NUMBER	PART NAME	UNIT Q,TY	SERIAL		REMARKS							
				(A)	(B)	N	P	D	(A)	(B)	(C)	(D)	REMARKS
000A	37521-22780	DOOR ASSY	1	101	-								
21A	32011-60610-7	GLASS,WINDOW	1	101	-								
22A	33531-20250	SASH ASSY	1	101	-	122							
22B	33531-60200	SASH ASSY	1	123	-		C		Y01				
23A	41715-43960	PLATE	1	101	-								
24A	38130-34600	HANDRAIL	1	101	-								
25A	34041-27580	STRIP, SEAL	1	101	-								
26A	34041-60360	STRIP, SEAL	1	101	-								
27A	44822-22030	RUBBER,CUSHION	3	101	-								
28A	34041-27720	STRIP, SEAL	3	101	-								
29A	35100-72660	SCREW	4	101	-	114							
29B	80106-80616	SCREW	4	115	-		A						
30A	43932-20040	BOLT,W/WASHER	2	101	-								
31A	44822-60390	RUBBER,CUSHION	1	101	-								
32A	62701-40061	WASHER,PLANE	1	101	-								
51A	39890-23910	HINGE	2	101	-								
52A	45850-60050	LOCK ASSY,DOOR	1	101	-								WELDING
53A	34800-60080	CYLINDER	1	101	-								
54A	45110-24920	LINK	1	101	-								
55A	45870-30570	ROD	1	101	-								
56A	45110-25010	LINK	1	101	-								
57A	45870-30560	ROD	1	101	-								
58A	37810-20650	KNOB	1	101	-								
59A	43550-21230	HOLDER	2	101	-								
60A	43550-21170	HOLDER	1	101	-								
61A	33057-22680	GROMMET	1	101	-								
62A	43550-21160	HOLDER	1	101	-								
63A	45110-25020	LINK	1	101	-								
64A	32970-60020	CLIP	1	101	-								
65A	38122-20070	HANDLE ASSY	1	101	-								
66A	35100-72560	SCREW	1	101	-	114							
66B	80106-60512	SCREW	1	115	-		A						
67A	35100-72620	SCREW	2	101	-	114							
67B	80106-80614	SCREW	2	115	-		A						
68A	35100-72660	SCREW	4	101	-	114							
68B	80106-80616	SCREW	4	115	-		A						
69A	46011-22930	WASHER,PLANE	1	101	-								
70A	38120-60250	HANDLE	1	101	-								
71A	62401-81041	NUT	1	101	-								
79A	45830-70320	LOCK	1	101	-	122			01				
79B	45830-70340	LOCK	1	123	-		C		01				
80A	45830-70330	LOCK	1	101	-	122			01				
80B	45830-70350	LOCK	1	123	-		C		01				

MEMO

DOOR (RIGHT)

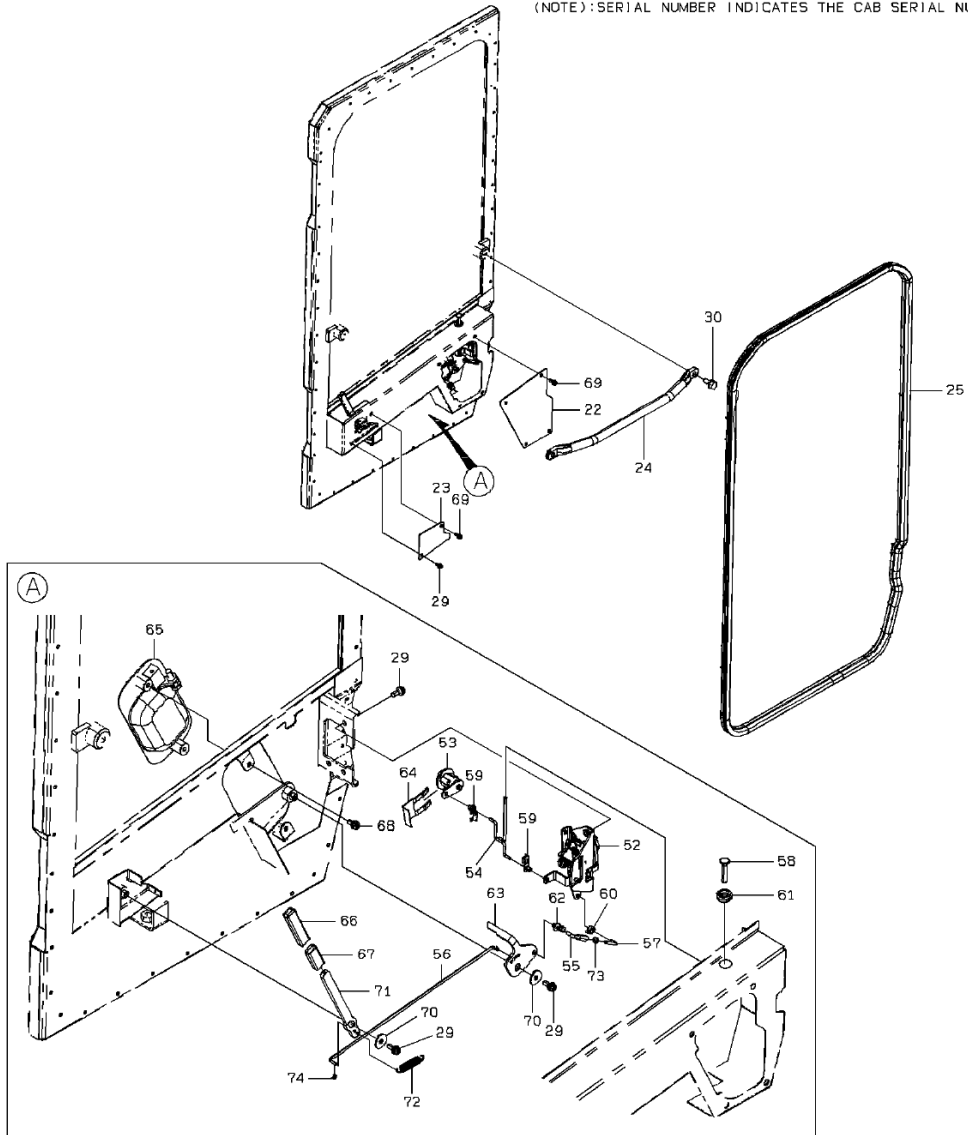
(NOTE): SERIAL NUMBER INDICATES THE CAB SERIAL NUMBER.



1-B

DOOR (RIGHT)

(NOTE): SERIAL NUMBER INDICATES THE CAB SERIAL NUMBER.



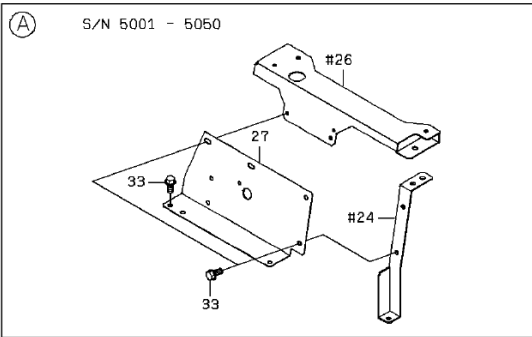
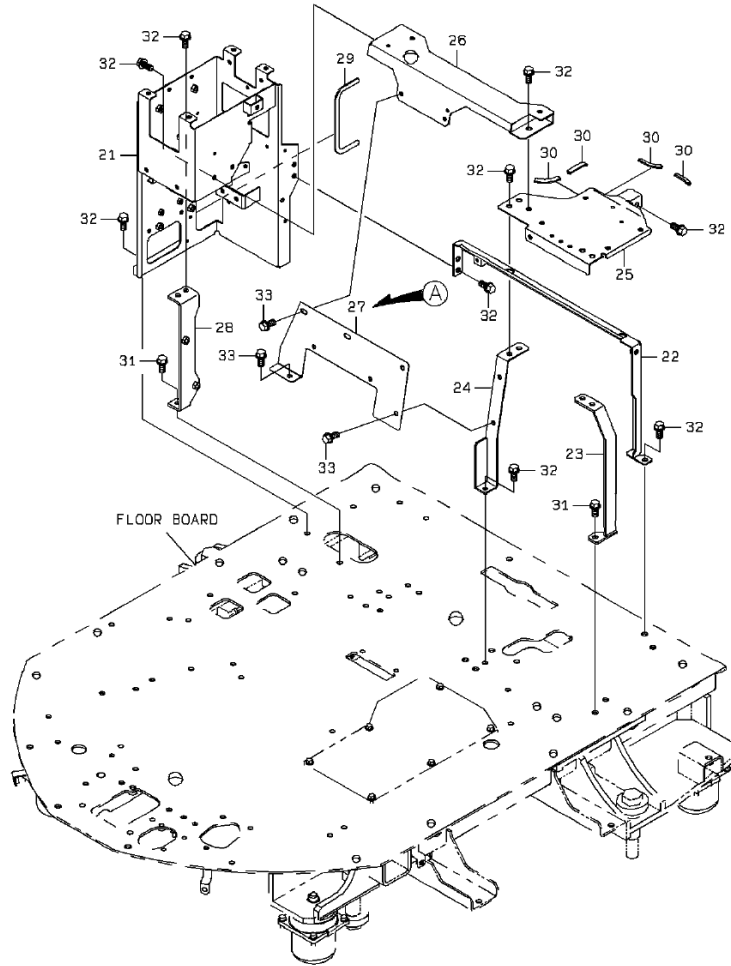
2-A

DOOR (RIGHT)

SYM-BOL	PART NUMBER	PART NAME	UNIT Q,TY	SERIAL		REMARKS							
				(A)	(B)	N	P	D	(A)	(B)	(C)	(D)	REMARKS
000A	37521-22610	DOOR ASSY	1	101	-								
21A	33531-20260	SASH ASSY	1	101	-	122							
21B	33531-60210	SASH ASSY	1	123	-		C			Y01			
22A	41715-46580	PLATE	1	101	-					Y01			
23A	41715-44710	PLATE	1	101	-								
24A	38130-34580	HANDRAIL	1	101	-								
25A	34041-27590	STRIP, SEAL	1	101	-								
26A	34041-60360	STRIP, SEAL	1	101	-								
27A	44822-22030	RUBBER,CUSHION	3	101	-								
28A	34041-27720	STRIP, SEAL	3	101	-								
29A	35100-72660	SCREW	6	101	-	114							
29B	80106-80616	SCREW	6	115	-		A						
30A	43932-20040	BOLT,W/WASHER	2	101	-								
51A	39890-23910	HINGE	2	101	-								WELDING
52A	45850-60060	LOCK ASSY,DOOR	1	101	-								
53A	34800-60080	CYLINDER	1	101	-								
54A	45110-24920	LINK	1	101	-								
55A	45870-30570	ROD	1	101	-								
56A	45110-25030	LINK	1	101	-								
57A	45870-30560	ROD	1	101	-								
58A	37810-20650	KNOB	1	101	-								
59A	43550-21230	HOLDER	2	101	-								
60A	43550-21170	HOLDER	1	101	-								
61A	33057-22680	GROMMET	1	101	-								
62A	43550-21160	HOLDER	1	101	-								
63A	45110-25040	LINK	1	101	-								
64A	32970-60020	CLIP	1	101	-								
65A	38122-20080	HANDLE ASSY	1	101	-								
66A	40850-60190	BUSHING,ELASTIC	1	101	-								
67A	03502-08080	BUSHING,ELASTIC	1	101	-								
68A	35100-72620	SCREW	2	101	-	114							
68B	80106-80614	SCREW	2	115	-		A						
69A	35100-72660	SCREW	5	101	-	114							
69B	80106-80616	SCREW	5	115	-		A						
70A	46011-22930	WASHER,PLANE	2	101	-								
71A	41716-59450	PLATE	1	101	-								
72A	35600-24230	SPRING	1	101	-								
73A	62401-81041	NUT	1	101	-								
74A	63002-01612	PIN,SPLIT	1	101	-								
82A	45830-70320	LOCK	1	101	-	122				01			
82B	45830-70340	LOCK	1	123	-		C			01			
83A	45830-70330	LOCK	1	101	-	122				01			
83B	45830-70350	LOCK	1	123	-		C			01			

MEMO

REAR CONSOLE



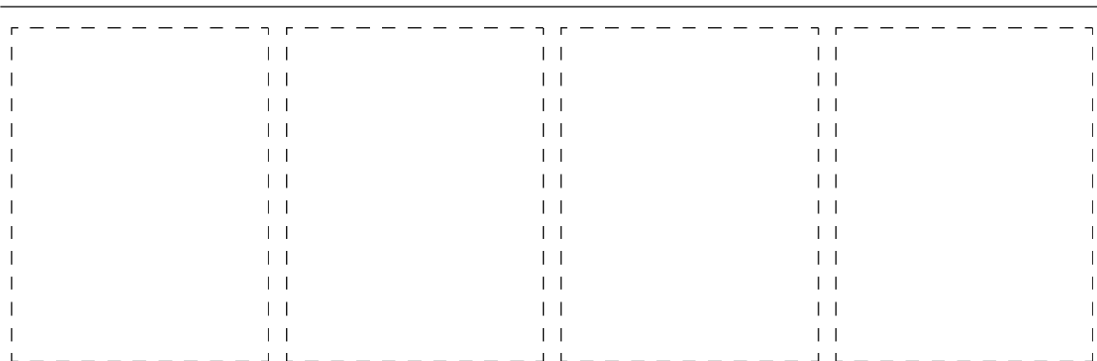
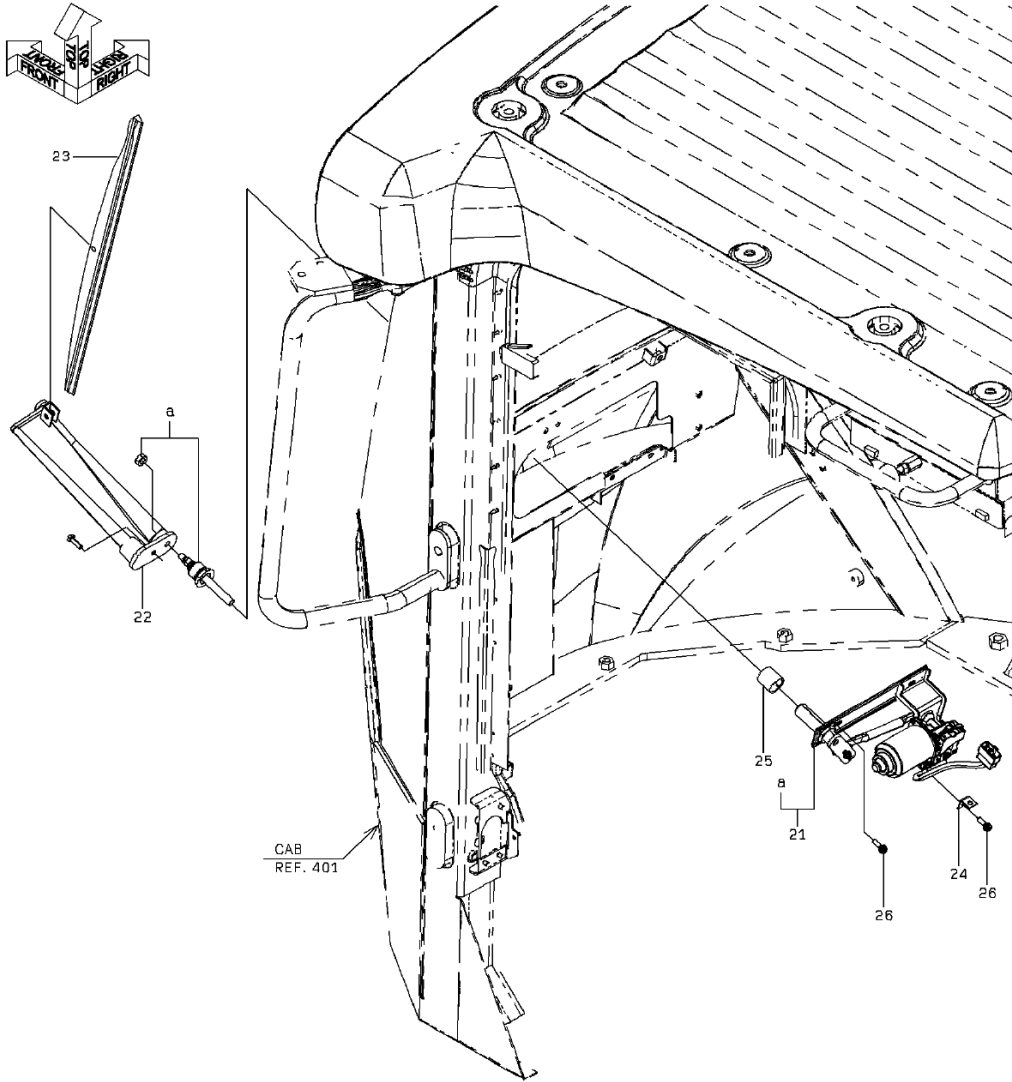
1-B

REAR CONSOLE

SYM-BOL	PART NUMBER	PART NAME	UNIT Q,TY	SERIAL		REMARKS						
				(A)	(B)	N	P	D	(A)	(B)	(C)	(D)
21A	40903-24380	BRACKET	1	5001	-							
22A	41753-34550	PLATE	1	5001	-							
23A	41753-53610	PLATE	1	5001	-							
24A	41714-55670	PLATE	1	5001	-							
25A	41753-53620	PLATE	1	5001	-							
26A	40903-25200	BRACKET	1	5001	-							
27A	41717-33730	PLATE	1	5001	- 5050							
27B	41755-25930	PLATE	1	5051	-		B					
28A	41753-29310	PLATE	1	5001	-							
29A	34041-23010	STRIP, SEAL	1	5001	-							L=310
30A	34041-22040	STRIP, SEAL	4	5001	-							L=60
31A	61802-10025	BOLT,FLANGED	2	5001	- 5050							
31B	80102-71030	BOLT,W/WASHER	2	5051	-	A						
32A	61802-10020	BOLT,FLANGED	18	5001	- 5050							
32B	80102-71025	BOLT,W/WASHER	18	5051	-	A						
33A	61802-08020	BOLT,FLANGED	6	5001	- 5050							
33B	80102-60820	BOLT,W/WASHER	4	5051	-	A						

FRONT WIPER GROUP

(NOTE): SERIAL NUMBER INDICATES THE CAB SERIAL NUMBER.



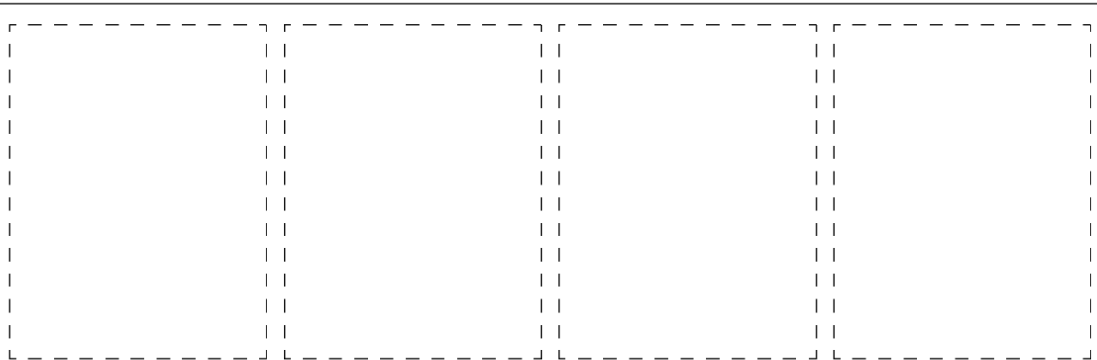
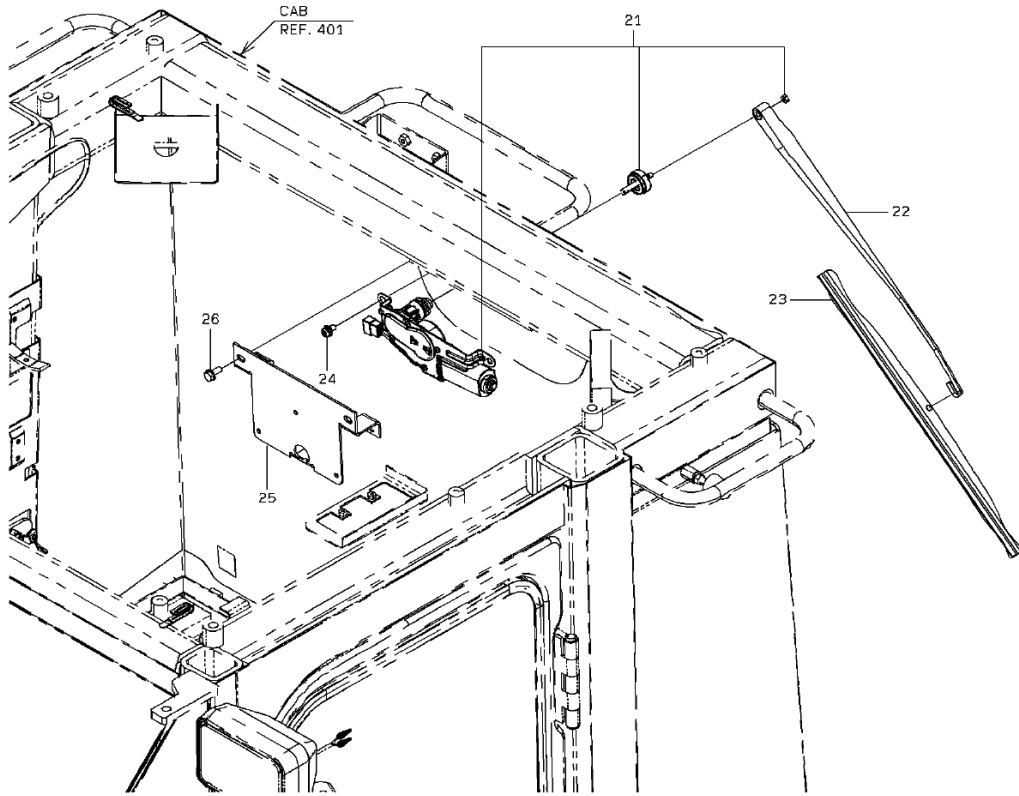
1-B

FRONT WIPER GROUP

SYM-BOL	PART NUMBER	PART NAME	UNIT Q,TY	SERIAL (A) - (B)	REMARKS					
					N	P	D	(A)	(B)	(C)
21A	44487-60150	MOTOR ASSY,WIPER	1	101 -						
22A	30035-60030	ARM,WIPER	1	101 -						
23A	41321-60100	BLADE,WIPER	1	101 -						
24A	41715-39830	PLATE	1	101 -						
25A	31701-20150	COLLAR	1	101 -						
26A	35100-72670	SCREW	4	101 - 114						
26B	80106-80620	SCREW	4	115 -	A					

REAR WIPER GROUP

(NOTE): SERIAL NUMBER INDICATES THE CAB SERIAL NUMBER.



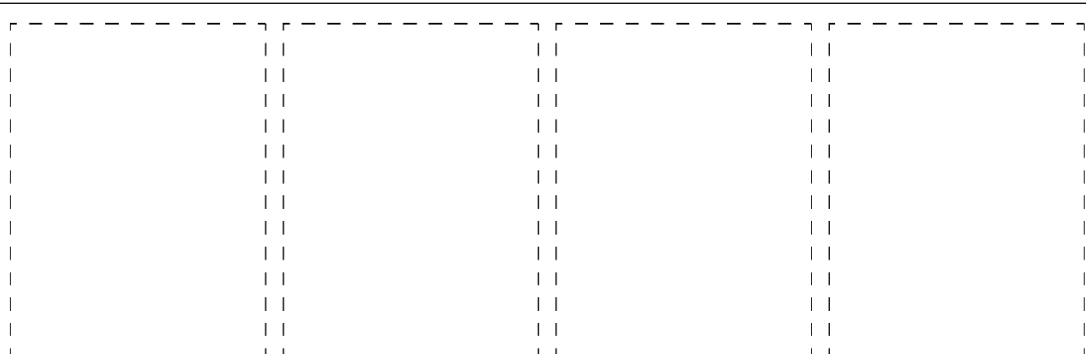
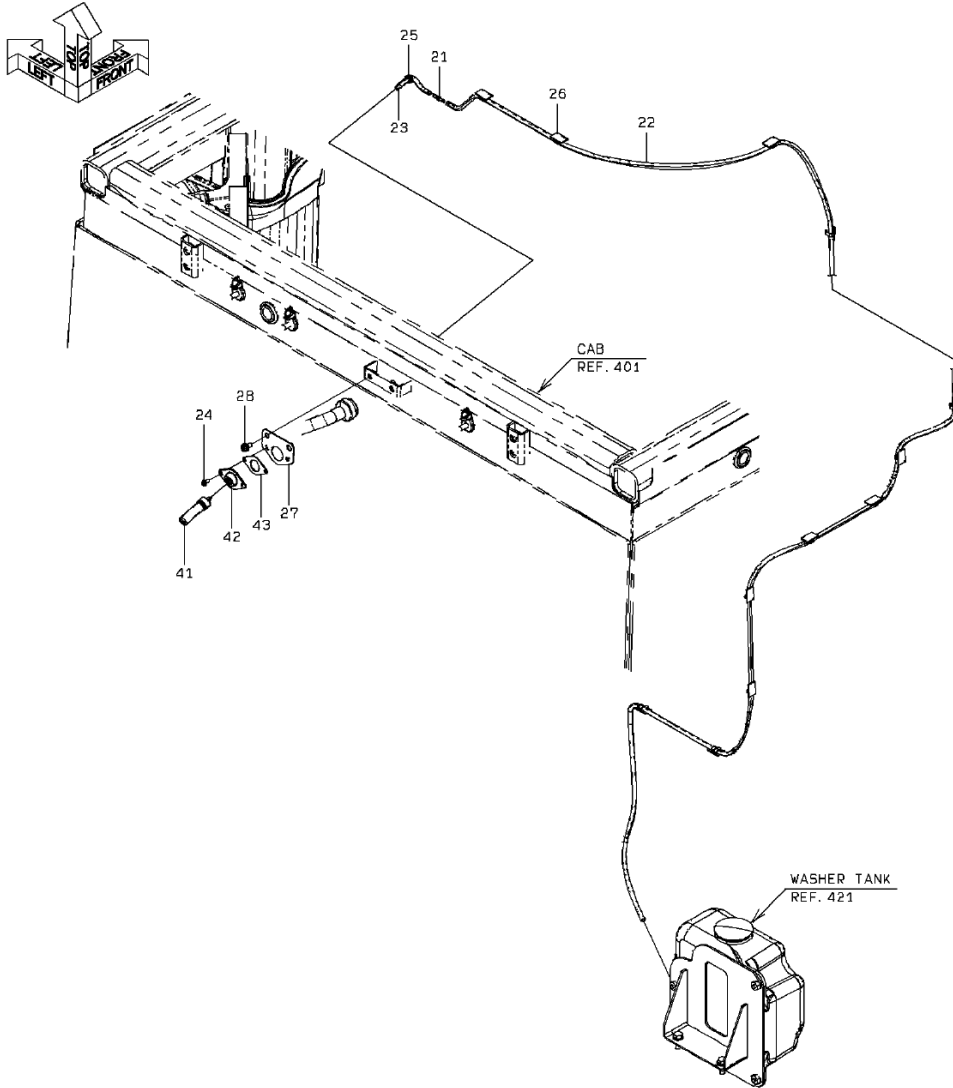
1-A

REAR WIPER GROUP

SYM-BOL	PART NUMBER	PART NAME	UNIT Q,TY	SERIAL		REMARKS						
				(A)	(B)	N	P	D	(A)	(B)	(C)	(D)
21A	44487-60190	MOTOR ASSY,WIPER	1	101	-							
22A	30035-60180	ARM,WIPER	1	101	-							
23A	41321-60140	BLADE,WIPER	1	101	-							
24A	35100-72680	SCREW	3	101	-							
24B	80106-80816	SCREW	3	115	-							
25A	41754-27970	PLATE	1	101	-							
26A	43932-70710	BOLT,W/WASHER	2	101	-							
26B	80102-60820	BOLT,W/WASHER	2	115	-							

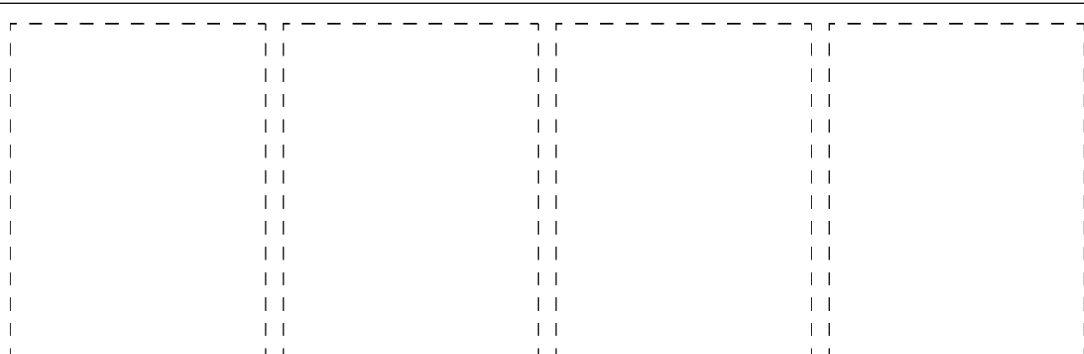
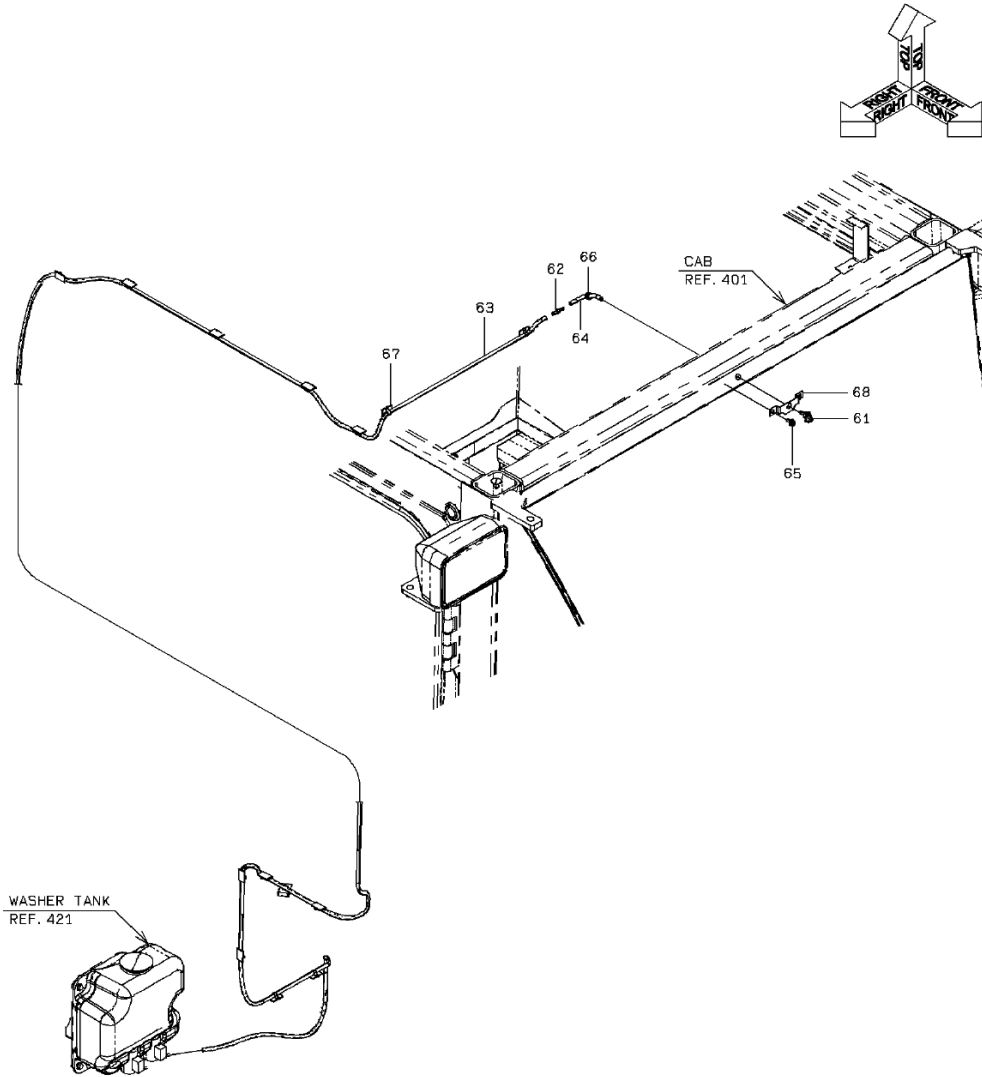
WINDOW WASHER GROUP

(NOTE): SERIAL NUMBER INDICATES THE CAB SERIAL NUMBER.



WINDOW WASHER GROUP

(NOTE): SERIAL NUMBER INDICATES THE CAB SERIAL NUMBER.



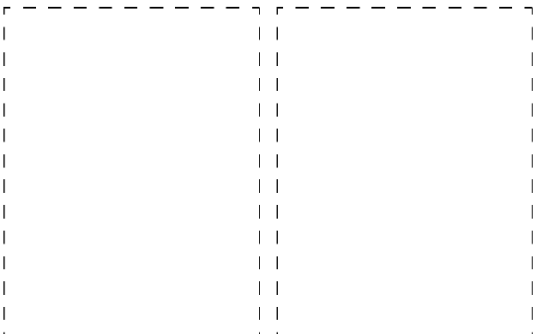
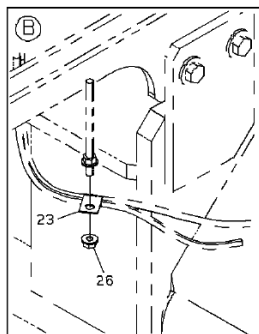
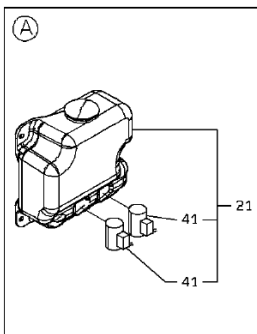
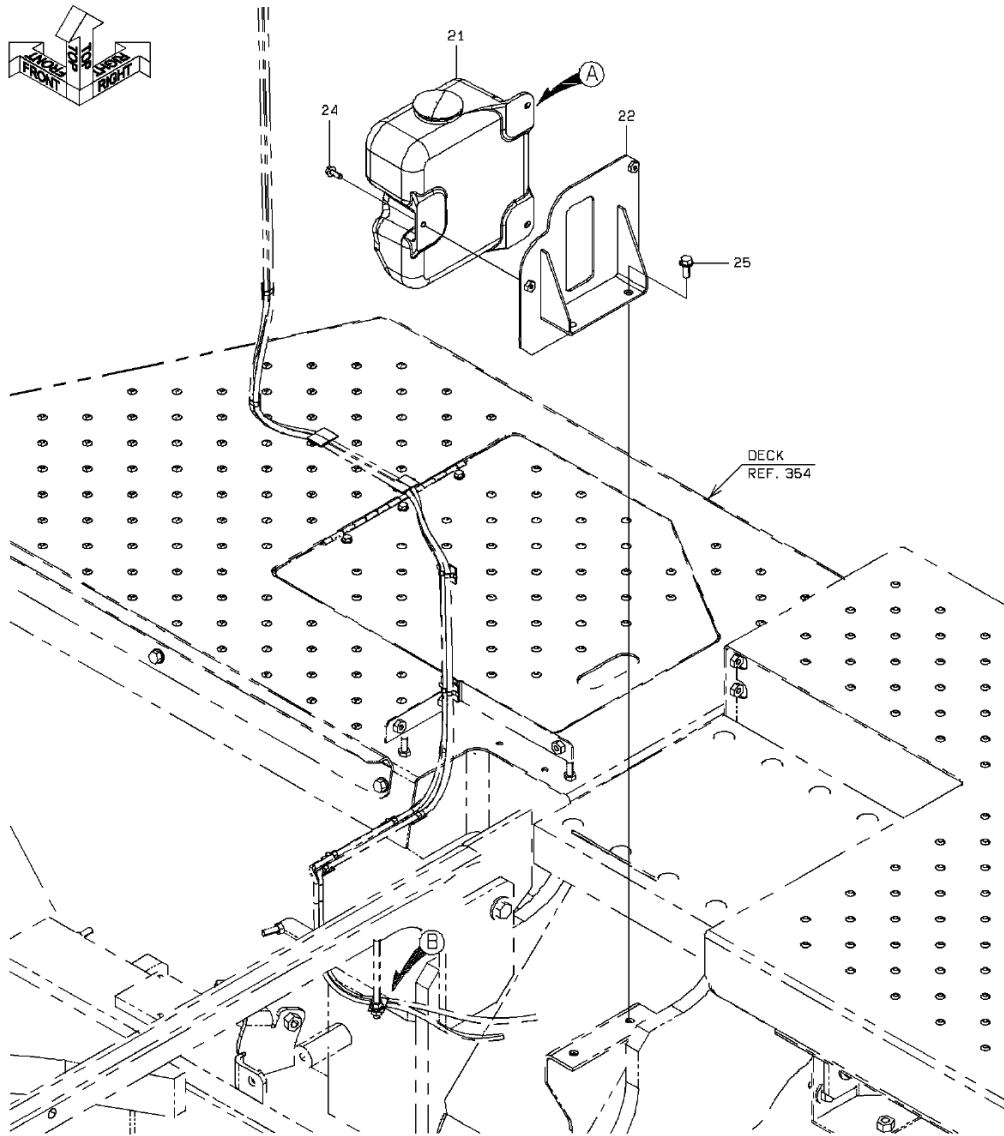
2-B

WINDOW WASHER GROUP

SYM-BOL	PART NUMBER	PART NAME	UNIT Q,TY	SERIAL		REMARKS							
				(A)	(B)	N	P	D	(A)	(B)	(C)	(D)	REMARKS
21A	38554-20120	VALVE,CHECK	1	101	-								
22A	67031-07000	TUBE,VINYL	5 M	101	-								L=4600
23A	67031-07000	TUBE,VINYL	1 M	101	-								L=100
24A	35100-72860	SCREW	2	101	-								
24B	80106-80412	SCREW	2	115	-					A			
25A	33057-22920	GROMMET	1	101	-								
26A	32970-70210	CLIP	12	101	-								
27A	41754-24050	PLATE	1	101	-								
28A	35100-72620	SCREW	2	101	-								
28B	80106-80614	SCREW	2	115	-					A			
41A	37740-20280	NOZZLE	1	101	-								
42A	30230-30110	ADAPTER	1	101	-								
43A	39600-20650	PACKING	1	101	-								
61A	37740-20290	NOZZLE	1	101	-								
62A	38554-20120	VALVE,CHECK	1	101	-								
63A	67031-07000	TUBE,VINYL	6 M	101	-								L=5400
64A	67031-07000	TUBE,VINYL	1 M	101	-								L=100
65A	35100-72620	SCREW	2	101	-								
65B	80106-80614	SCREW	2	115	-					A			
66A	33057-22920	GROMMET	1	101	-								
67A	32970-70210	CLIP	13	101	-								
68A	41716-46700	PLATE	1	101	-								

MEMO

WASHER TANK



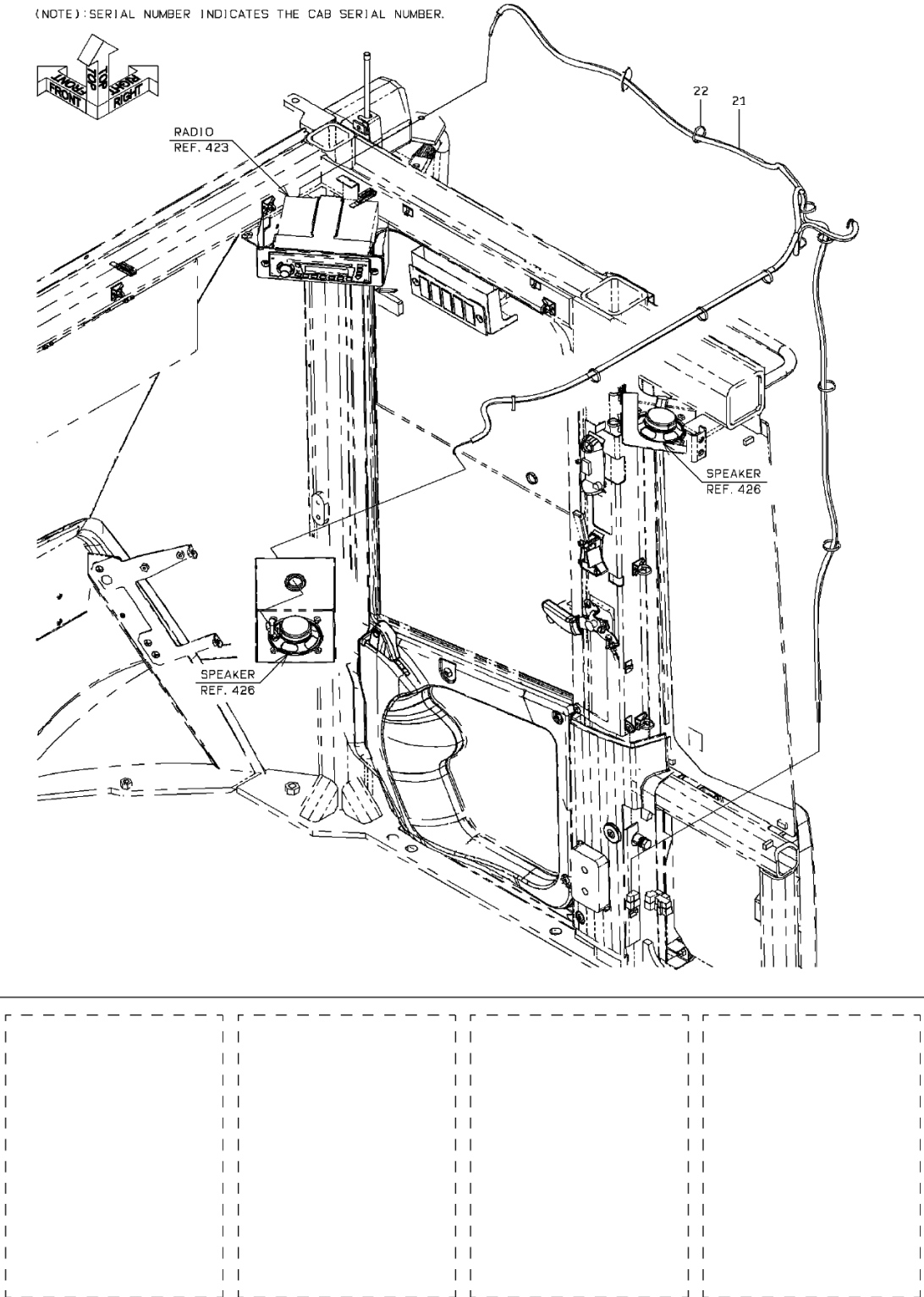
1-A

WASHER TANK

SYM-BOL	PART NUMBER	PART NAME	UNIT Q, TY	SERIAL (A) - (B)	REMARKS					
					N	P	D	(A)	(B)	(C)
21A	30771-60010-7	WINDOW WASHER ASSY	1	5001 -				Y01		
22A	41754-36290	PLATE	1	5001 -						
23A	72001-20600	HOLDER, PIPE	1	5001 -						
24A	61802-06016	BOLT, FLANGED	3	5001 -						D=6.35 X QTY 2
25A	61802-08020	BOLT, FLANGED	2	5001 -						
26A	62480-21081	NUT, FLANGED	1	5001 -						
41A	44081-70070-7	PUMP ASSY	2	5001 -				01		

CABLE MOUNT (CAR RADIO/CAR STEREO)

(NOTE): SERIAL NUMBER INDICATES THE CAB SERIAL NUMBER.

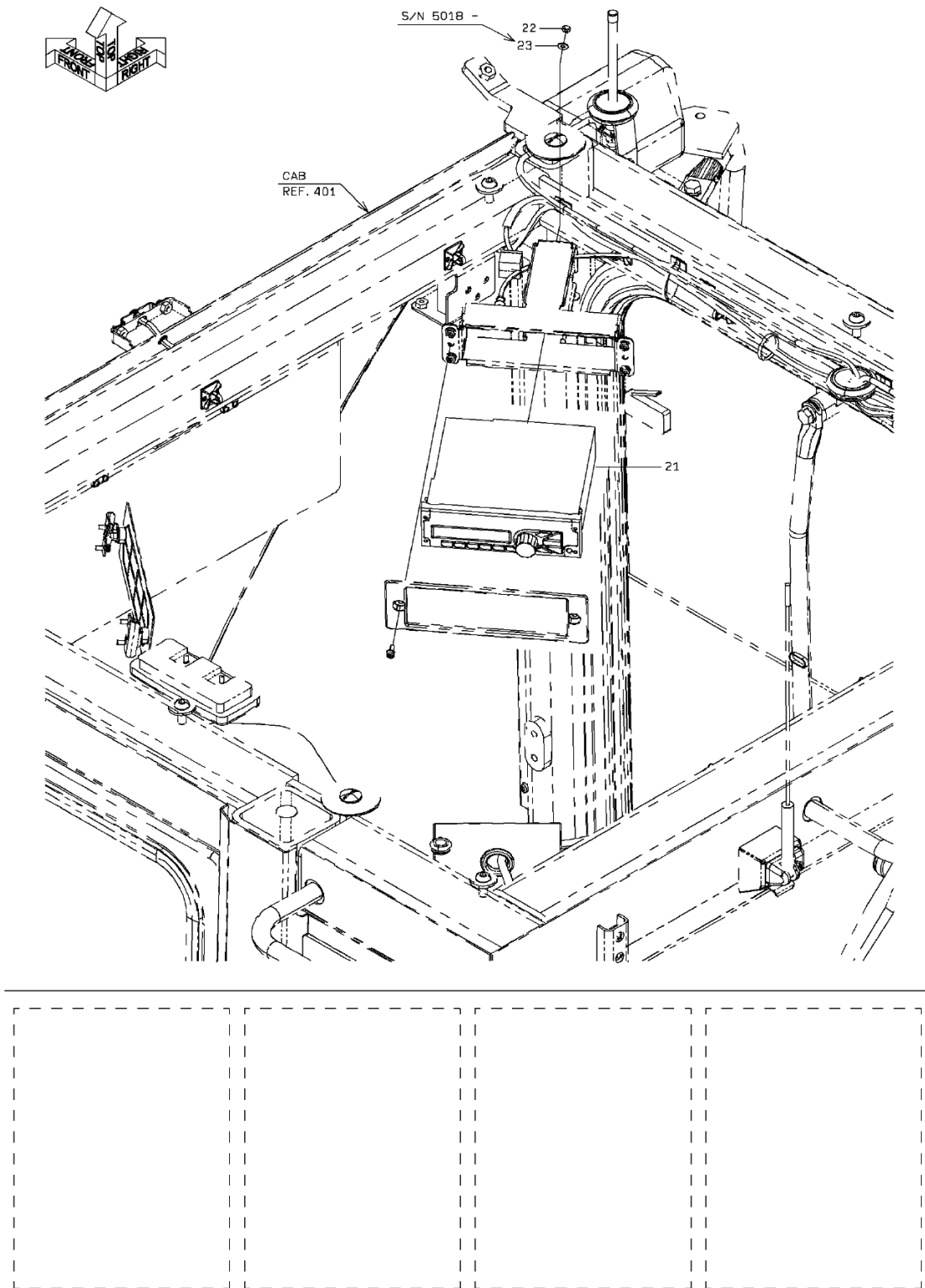


1-A

CABLE MOUNT (CAR RADIO/CAR STEREO)

SYM-BOL	PART NUMBER	PART NAME	UNIT Q,TY	SERIAL (A) - (B)	REMARKS				REMARKS
					N	P	D	(A) (B) (C) (D)	
21A 22A	33194-36330 32923-70090	CABLE ASSY CLAMP,HOSE	1 11	101 - 101 -					L=202

RADIO



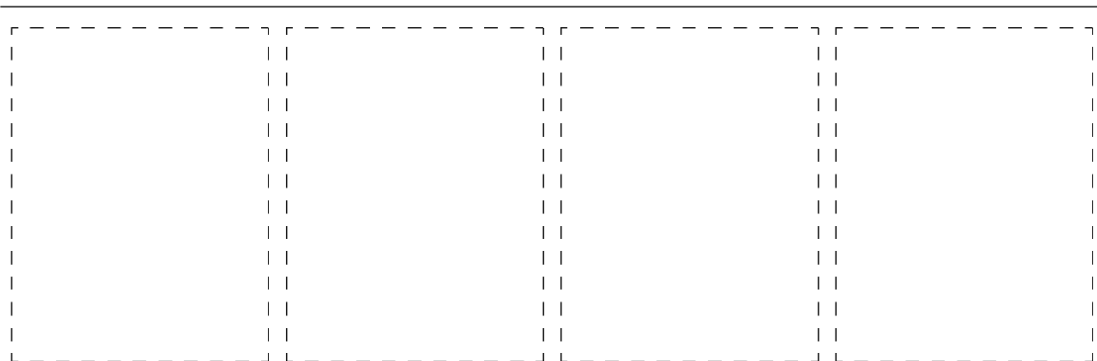
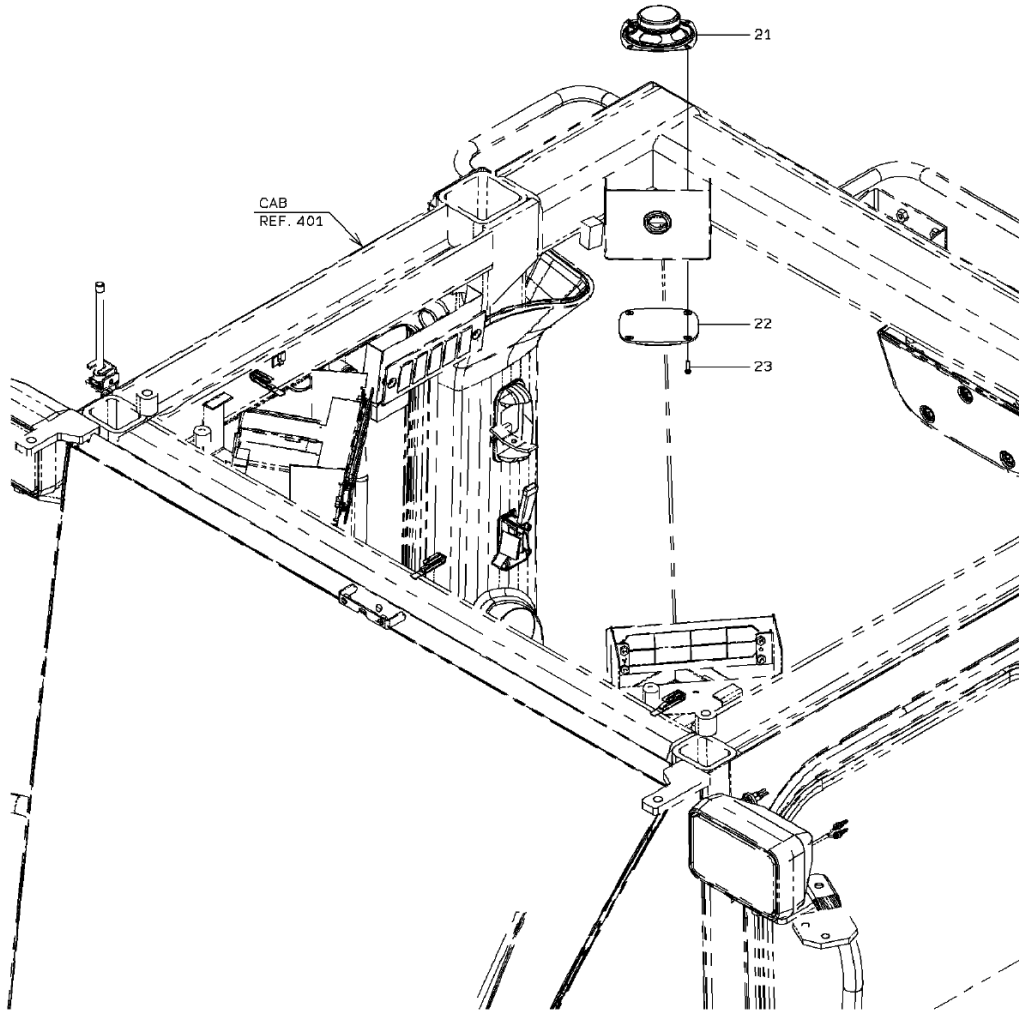
1-B

RADIO

SYM-BOL	PART NUMBER	PART NAME	UNIT Q,TY	SERIAL		REMARKS						
				(A)	(B)	N	P	D	(A)	(B)	(C)	(D)
21A	31102-60070-7	CAR RADIO	1	5001	- 5017							
21B	31102-60170	CAR RADIO	1	5018	-	C						
22A	62480-21051	NUT,FLANGED	1	5001	- 5017							
22B	62401-81051	NUT	1	5018	-	B						
23A	80015-90105	WASHER,PLANE	1	5018	-							

SPEAKER

(NOTE): SERIAL NUMBER INDICATES THE CAB SERIAL NUMBER.

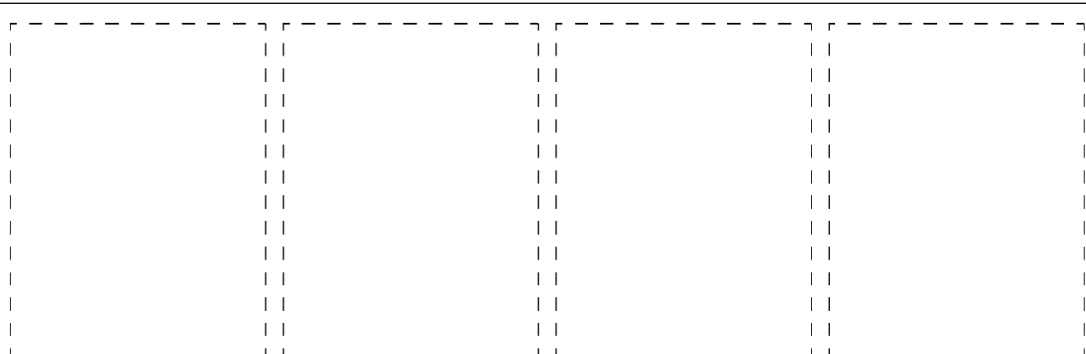
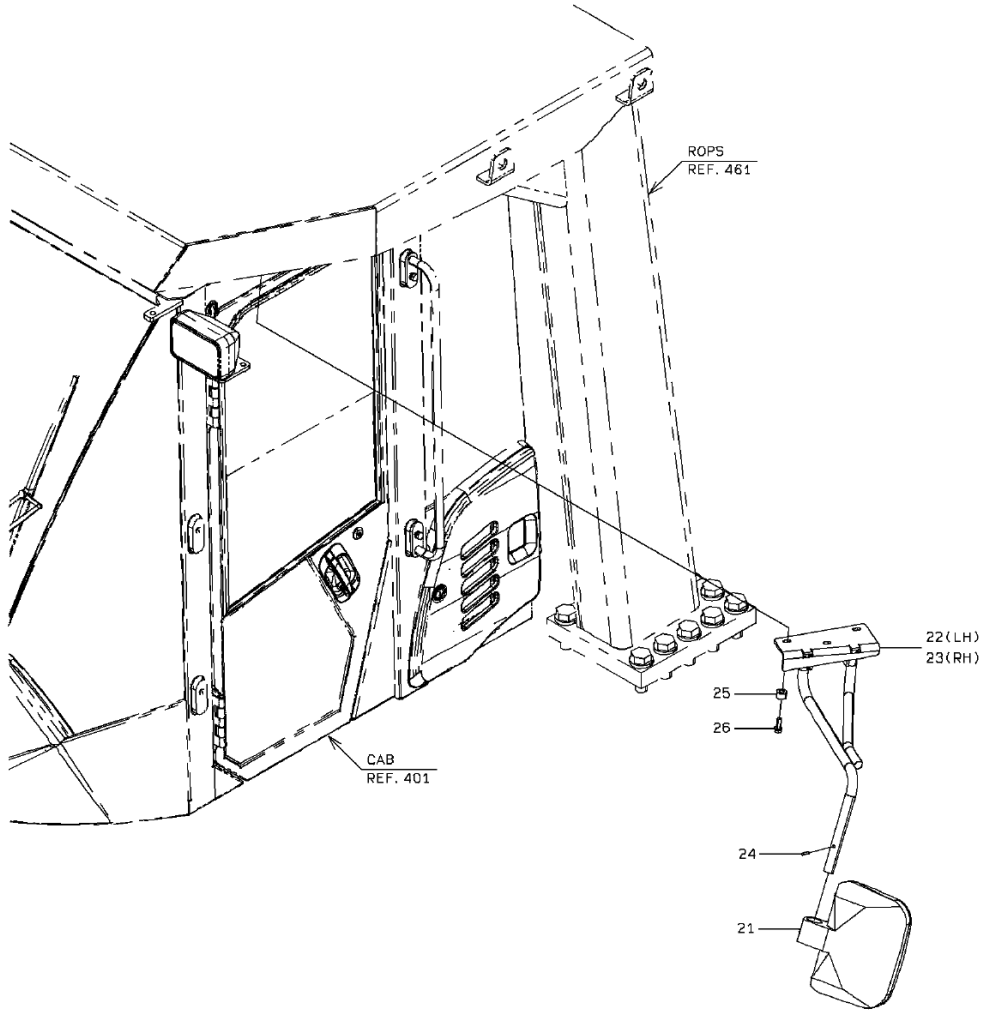


1-A

SPEAKER

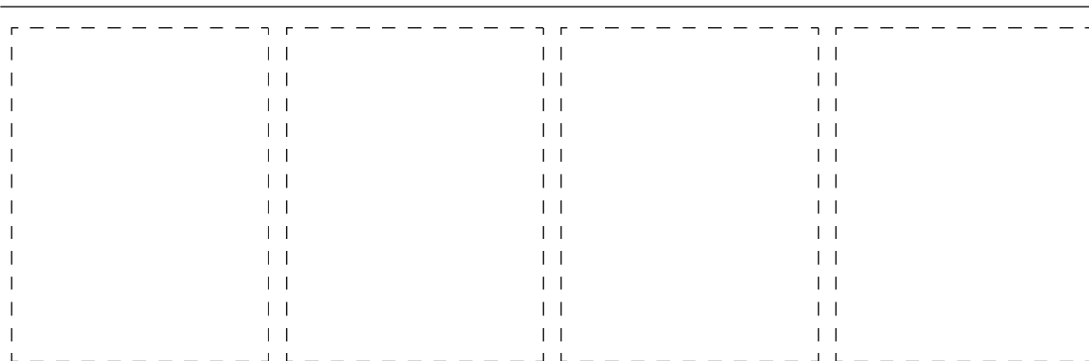
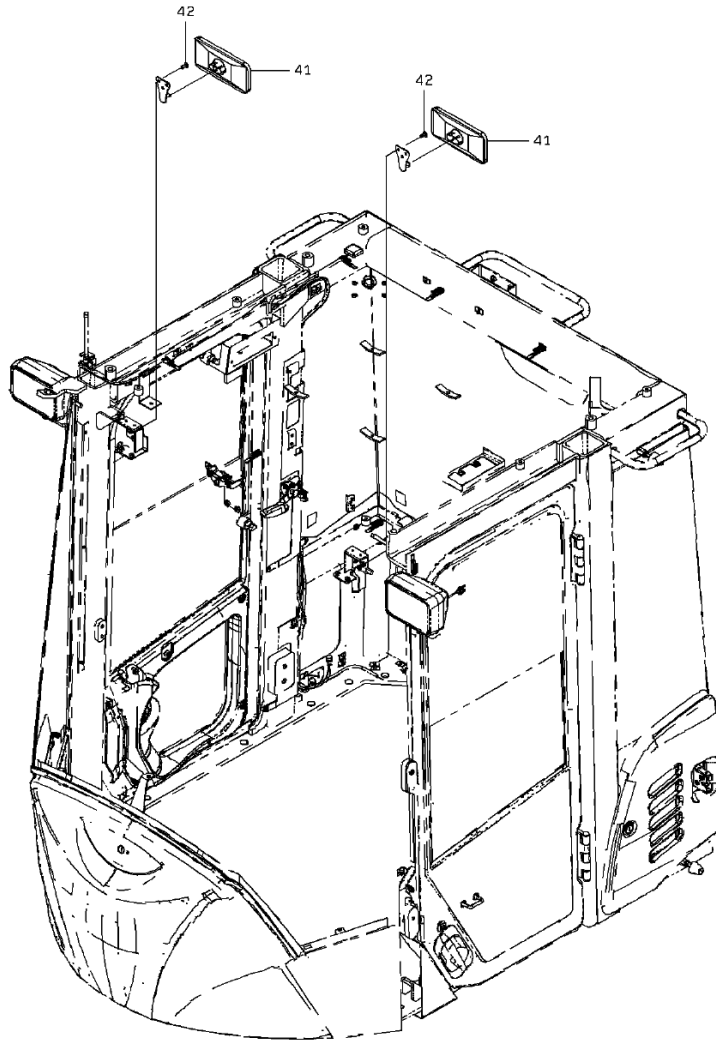
SYM-BOL	PART NUMBER	PART NAME	UNIT Q,TY	SERIAL (A) - (B)	REMARKS				REMARKS
					N	P	D	(A) (B) (C) (D)	
21A	35550-60090	SPEAKER	2	101 -					
22A	33070-23510	GRILLE	2	101 -					
23A	35100-72720	SCREW	8	101 - 114					
23B	80106-70416	SCREW	8	115 -	A				

REAR VIEW MIRROR



1-A

REAR VIEW MIRROR



2-A

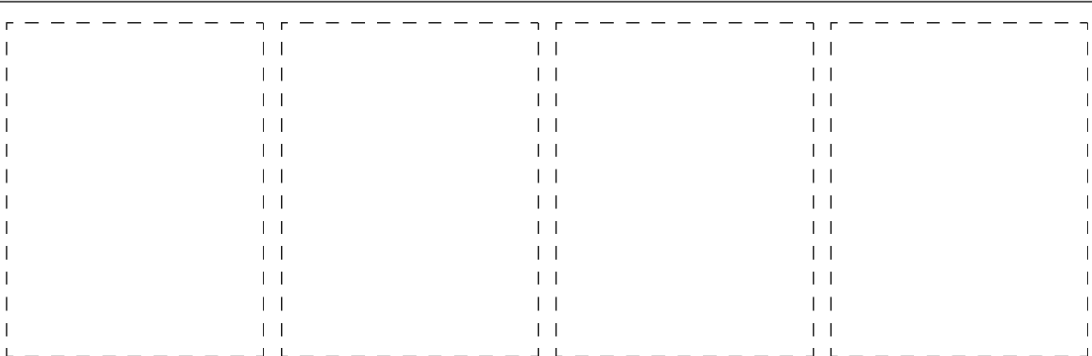
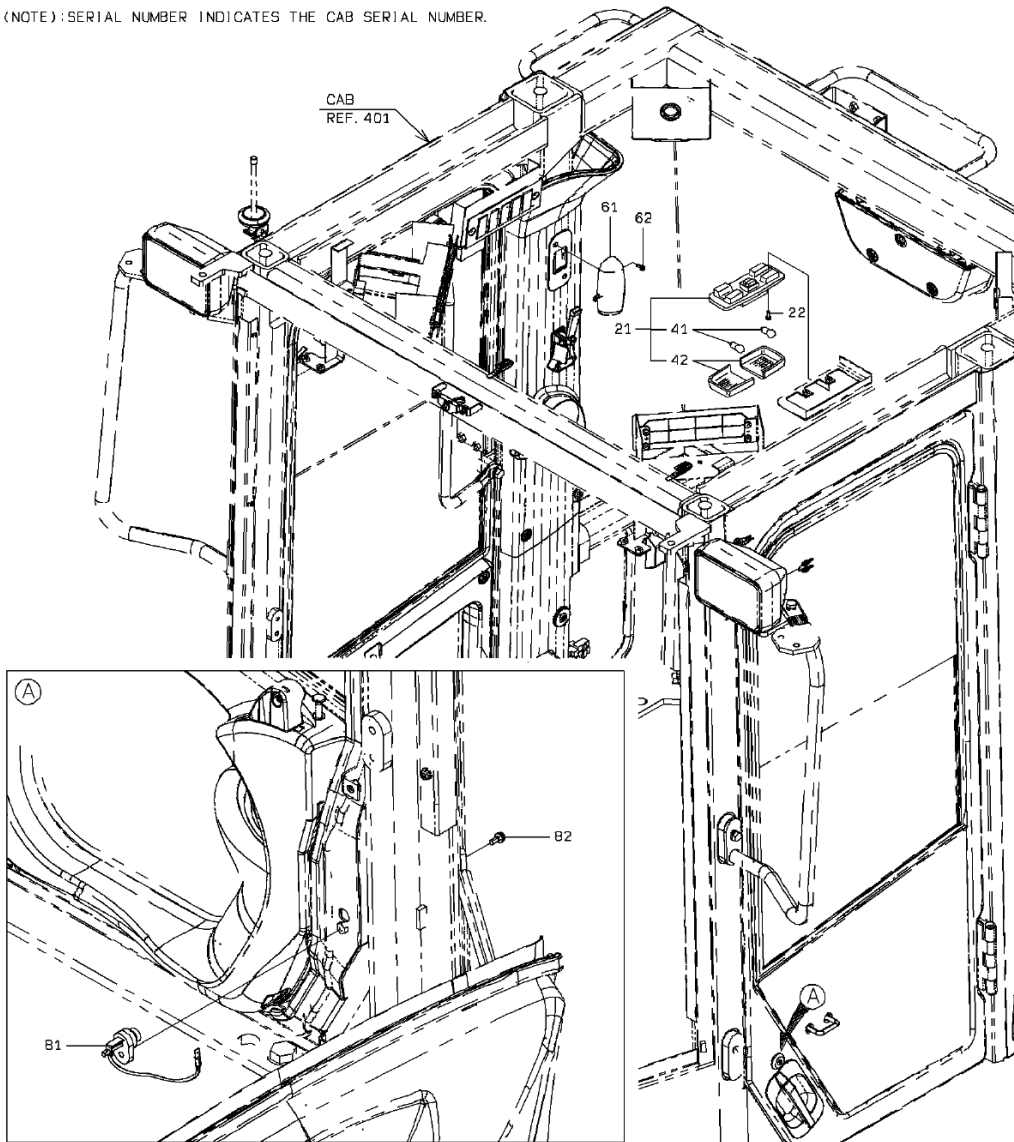
REAR VIEW MIRROR

SYM-BOL	PART NUMBER	PART NAME	UNIT Q,TY	SERIAL		REMARKS						
				(A)	(B)	N	P	D	(A)	(B)	(C)	(D)
21A	44340-70230	MIRROR	2	5001	-							
22A	35210-25490	STAY	1	5001	-							
23A	35210-25500	STAY	1	5001	-							
24A	40000-27270	PIN	2	5001	-							
25A	35700-21990	SPACER	6	5001	-							
26A	61802-10030	BOLT,FLANGED	6	5001	-							(61802-10020)
41A	44340-70260	MIRROR	2	5001	-							
42A	35100-20010	SCREW	6	5001	-	5013						
42B	80106-50616	SCREW	6	5014	-		A					

MEMO

LAMP MOUNT

(NOTE): SERIAL NUMBER INDICATES THE CAB SERIAL NUMBER.




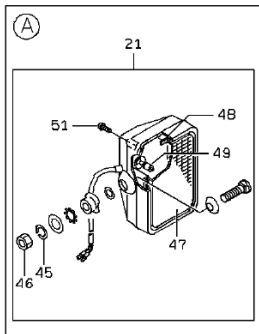
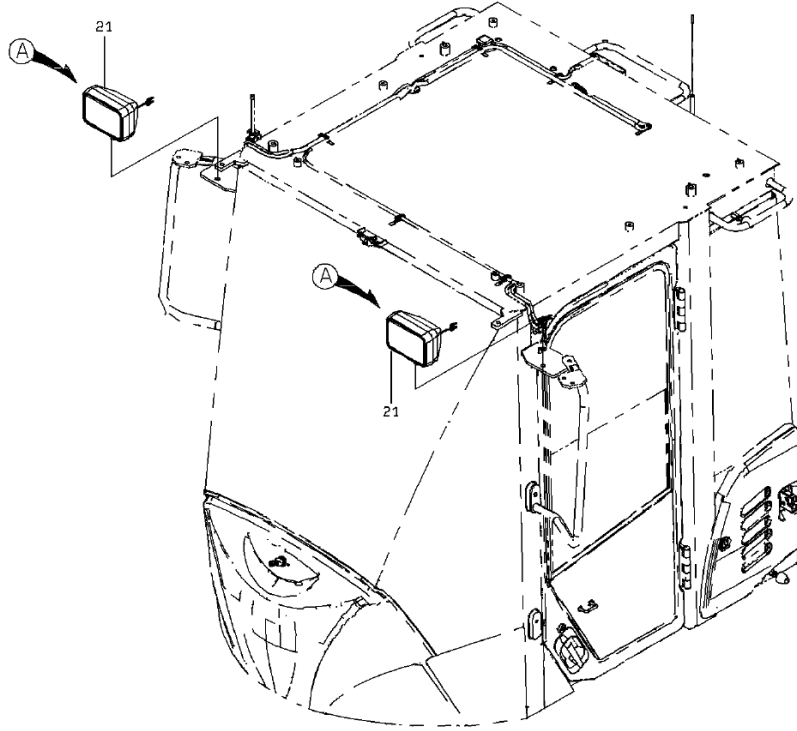
1-B

LAMP MOUNT

SYM-BOL	PART NUMBER	PART NAME	UNIT Q,TY	SERIAL (A) - (B)	REMARKS					
					N	P	D	(A)	(B)	(C)
21A	44860-60120	LAMP	1	101 -				Y01		
22A	35100-72610	SCREW	2	101 - 114						
22B	80106-80514	SCREW	2	115 -	A					
41A	38480-70630	BULB	2	101 -				01		24V10W
42A	45701-70770	LENS	2	101 -				01		
61A	44860-20210	LAMP	1	101 - 110						
61B	44860-60230	LAMP	1	111 -	C					
62A	35100-72610	SCREW	2	101 - 114						
62B	80106-80514	SCREW	2	115 -	A					
81A	35010-20510	SWITCH	1	101 -						
82A	35100-72610	SCREW	1	101 - 114						
82B	80106-80514	SCREW	1	115 -	A					

WORKING LAMP (CAB-FRONT)

(NOTE): SERIAL NUMBER INDICATES THE CAB SERIAL NUMBER.



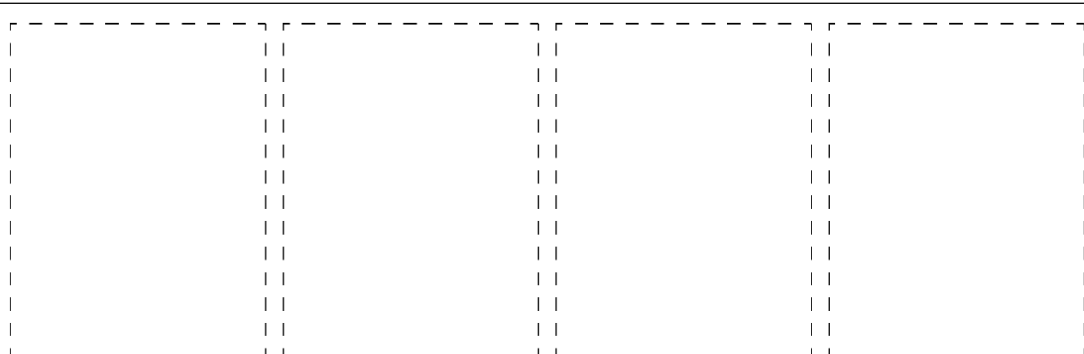
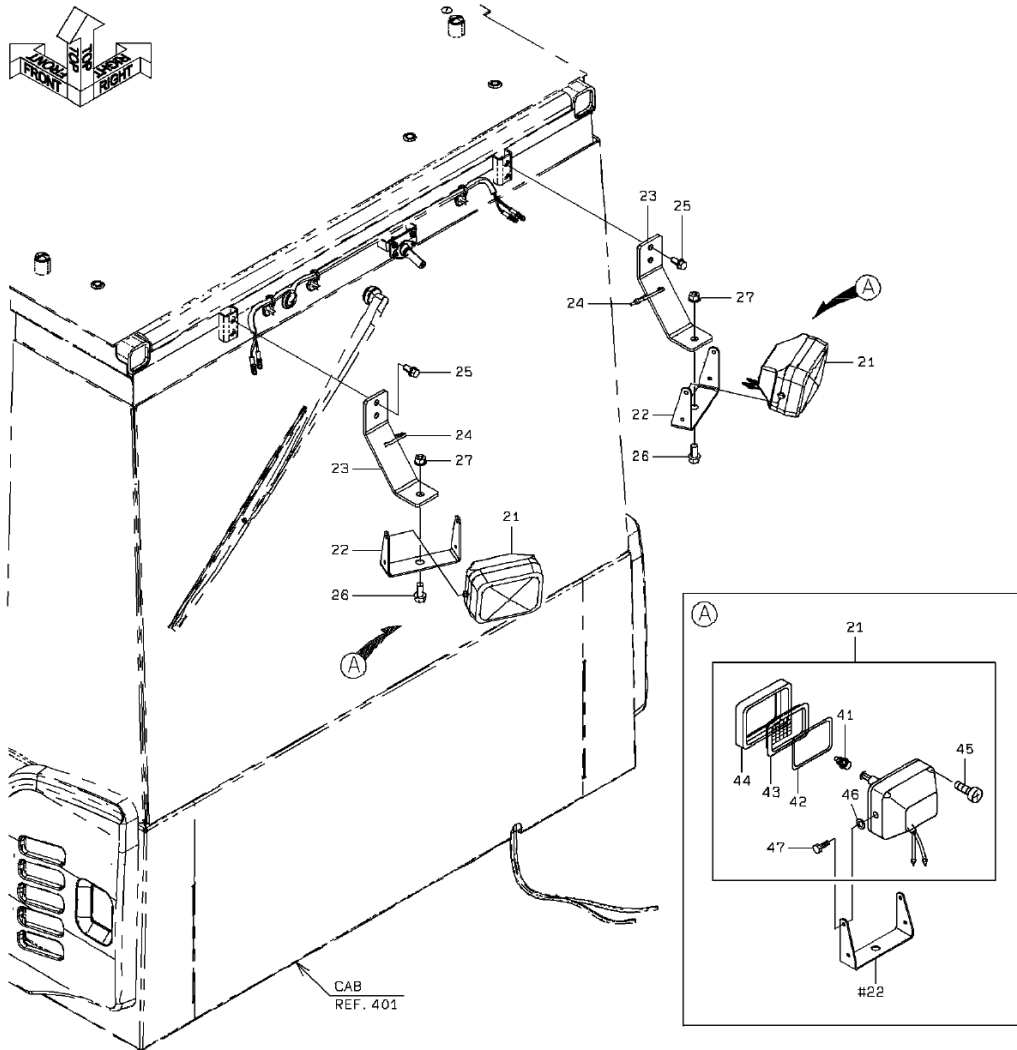
1-C

WORKING LAMP (CAB-FRONT)

SYM-BOL	PART NUMBER	PART NAME	UNIT Q,TY	SERIAL (A) - (B)	REMARKS					
					N	P	D	(A)	(B)	(C)
21A	44890-60340	LAMP,HEAD	2	101 -				Y01		
45A	46013-70860	WASHER,SPRING	1	101 -				01		
46A	37600-73170	NUT	1	101 -				01		
47A	45701-71270	LENS	1	101 -				01		
48A	31990-72310	GASKET	1	101 -				01		
49A	38480-71100	BULB	1	101 -				01		24V70W/H3
51A	35106-70340	SCREW,TAPPING	4	101 -				01		

WORKING LAMP (CAB-REAR)

(NOTE): SERIAL NUMBER INDICATES THE CAB SERIAL NUMBER.

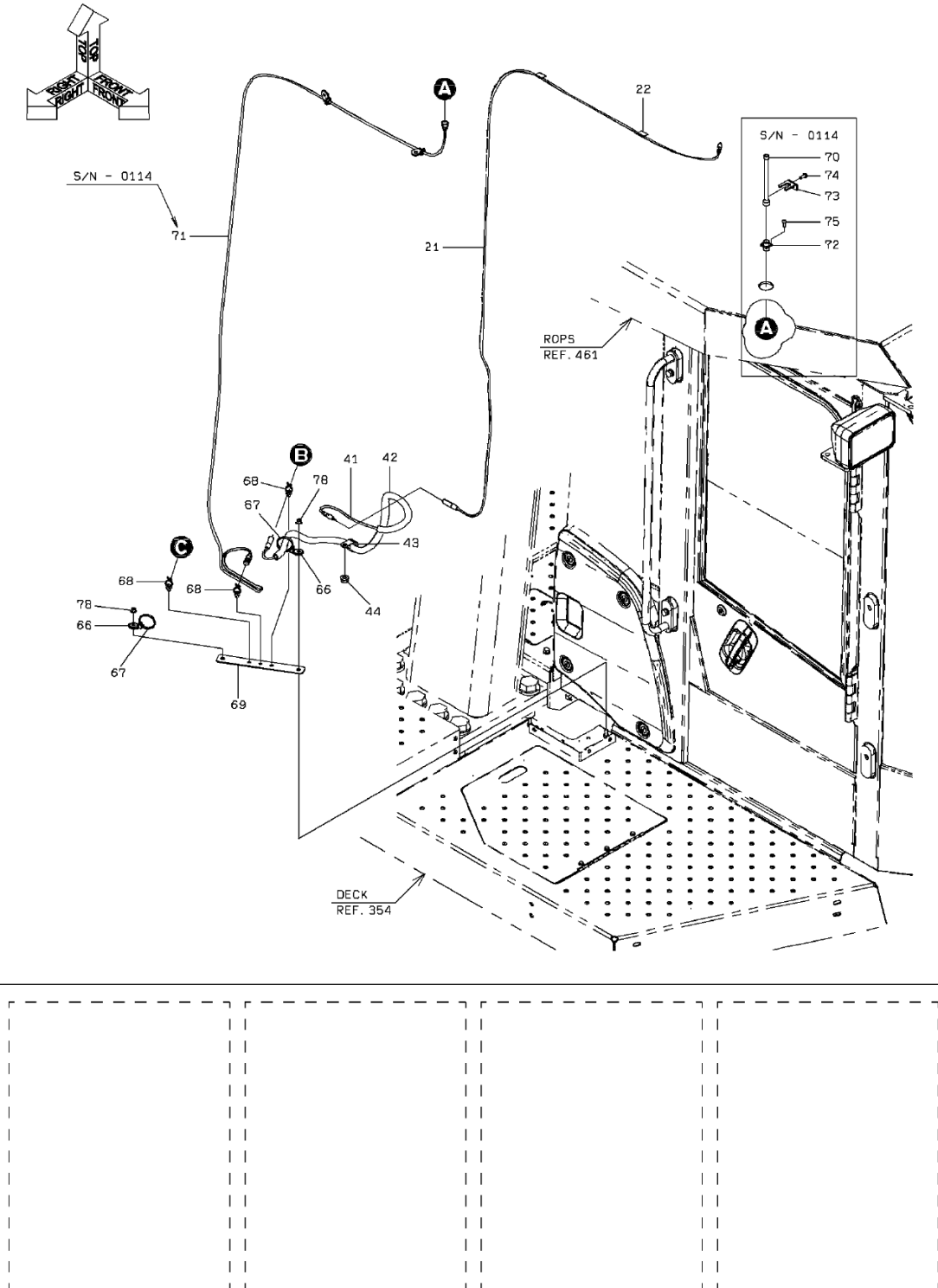


WORKING LAMP (CAB-REAR)

SYM-BOL	PART NUMBER	PART NAME	UNIT Q,TY	SERIAL (A) - (B)	REMARKS					
					N	P	D	(A)	(B)	(C)
21A	44890-60330	LAMP,HEAD	2	101 -				Y01		
22A	41714-57890	PLATE	2	101 -						
23A	41717-33650	PLATE	2	101 -						
24A	32923-70100	CLAMP,HOSE	2	101 -						L=382
25A	61802-10020	BOLT,FLANGED	4	101 -						
26A	61802-12025	BOLT,FLANGED	2	101 -						
27A	62480-21121	NUT,FLANGED	2	101 -						
41A	38480-71100	BULB	1	101 -				01		24V70W/H3
42A	31990-72290	GASKET	1	101 -				01		
43A	45701-71240	LENS	1	101 -				01		
44A	45040-70250	RIM	1	101 -				01		
45A	35106-70160	SCREW,TAPPING	4	101 -				01		
46A	46000-71980	WASHER	2	101 -				01		
47A	43900-74910	BOLT	2	101 -				01		

ANTENNA

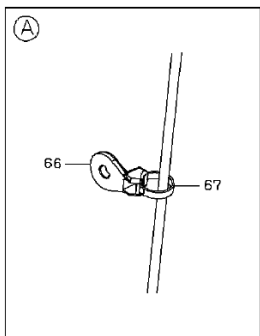
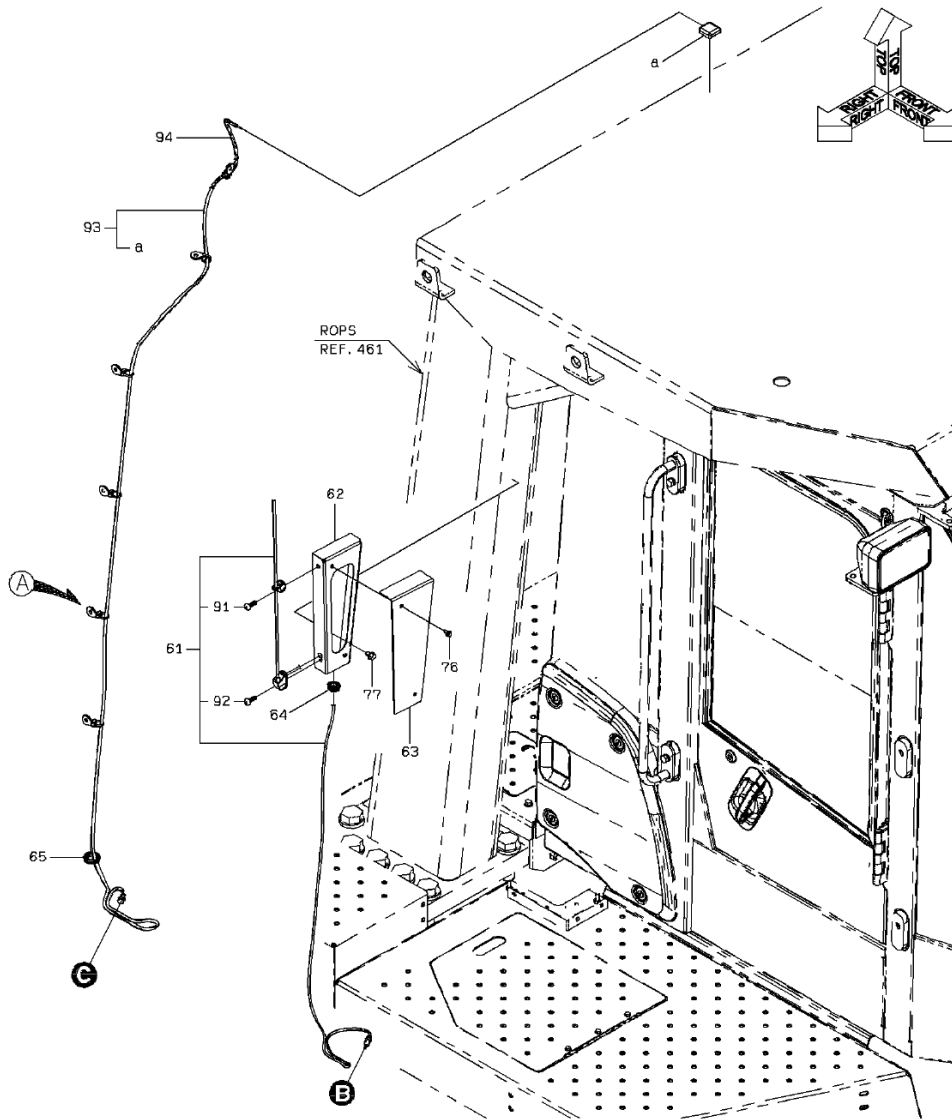
(NOTE): SERIAL NUMBER INDICATES THE CAB SERIAL NUMBER.



1-B

ANTENNA

(NOTE): SERIAL NUMBER INDICATES THE CAB SERIAL NUMBER.



2-B

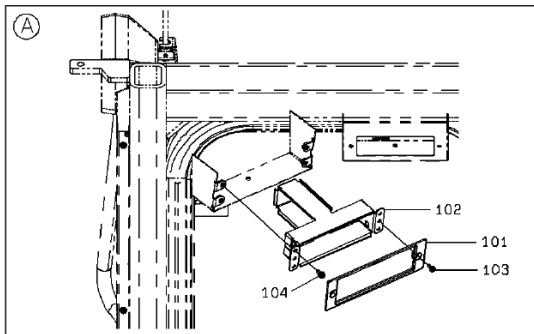
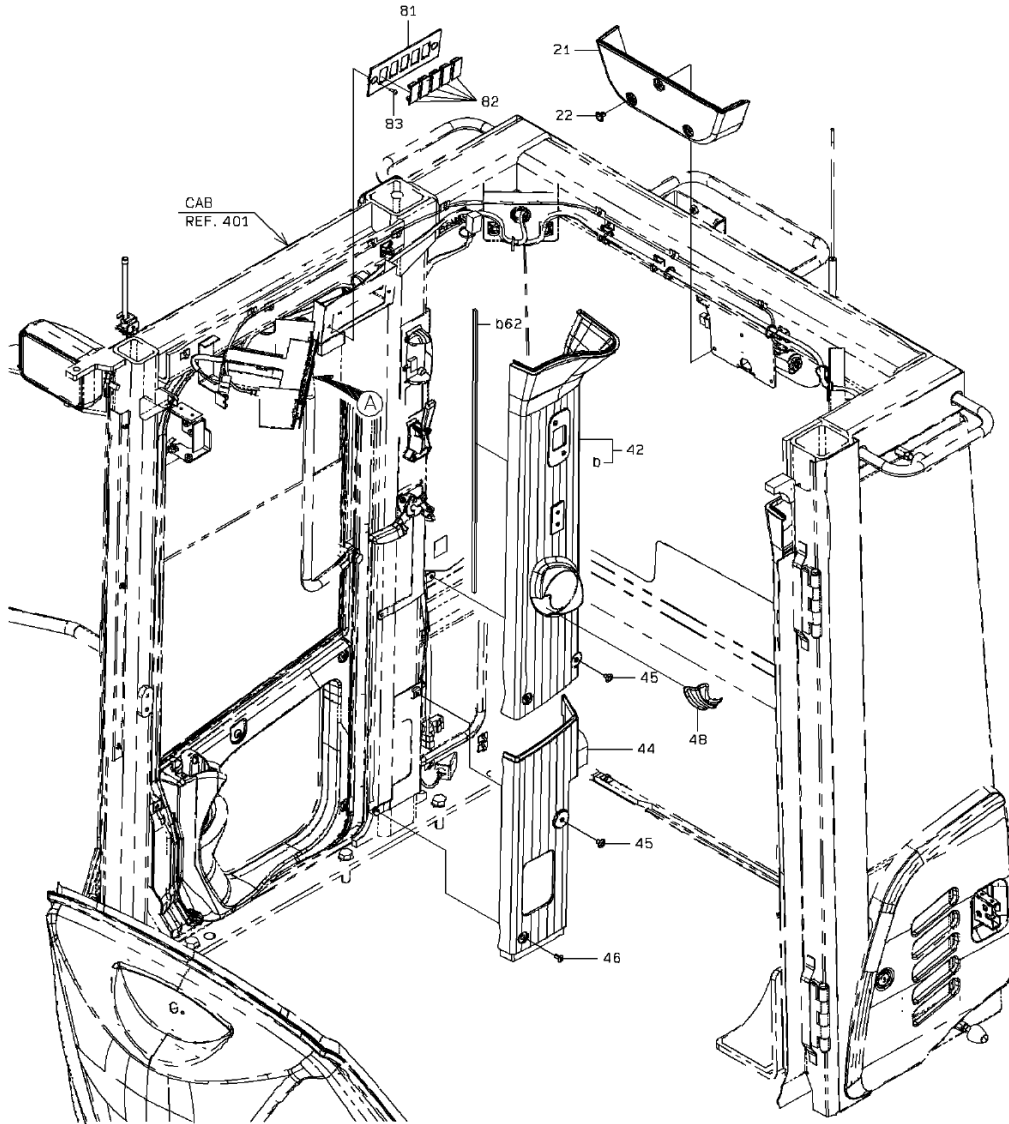
ANTENNA

SYM-BOL	PART NUMBER	PART NAME	UNIT Q,TY	SERIAL		REMARKS							
				(A)	(B)	N	P	D	(A)	(B)	(C)	(D)	REMARKS
21A	33190-60160	CABLE	1	101	-								
22A	32970-70210	CLIP	2	101	-								
41A	33190-60150	CABLE	1	101	-								
42A	36724-20310	TUBE,CONDUIT	1	101	-								
43A	87020-28000	HOLDER,PIPE	1	101	-								
44A	62480-21081	NUT,FLANGED	1	101	-								
61A	30510-60240	ANTENNA	1	101	-				Y01				
62A	43800-29590	BOX	1	101	-								
63A	41712-39740	PLATE	1	101	-								
64A	65801-16032	BUSHING,ELASTIC	1	101	-								
65A	65801-25016	BUSHING,ELASTIC	1	101	-								
66A	32923-70120	CLAMP,HOSE	10	101	-								FR M8
66B	32923-70120	CLAMP,HOSE	8	115	-								FR M8
67A	32923-70090	CLAMP,HOSE	10	101	-								L=202
67B	32923-70090	CLAMP,HOSE	8	115	-								L=202
68A	32925-20010	CLAMP,CABLE	3	101	-								
68B	32925-20010	CLAMP,CABLE	2	115	-								
69A	41717-37430	PLATE	1	101	-								
70A	30510-60290	ANTENNA	1	101	-								
71A	33190-60210	CABLE	1	101	-								
72A	30230-30120	ADAPTER	1	101	-								
73A	41715-37890	PLATE	1	101	-								
74A	35100-72660	SCREW	1	101	-								
75A	35100-21180	SCREW	4	101	-								
76A	61802-06012	BOLT,FLANGED	2	101	-								
77A	61802-10012	BOLT,FLANGED	2	101	-								
78A	62480-21081	NUT,FLANGED	2	101	-								
91A	62257-51420	SCREW	1	101	-								01
92A	62256-51420	SCREW	1	101	-								01
93A	30510-60320	ANTENNA	1	101	-								
94A	36724-20670	TUBE,CONDUIT	1	101	-								

MEMO

COVER MOUNT

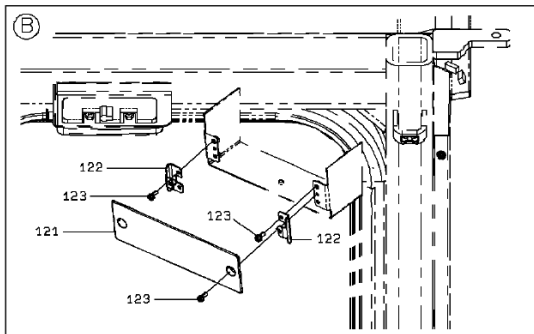
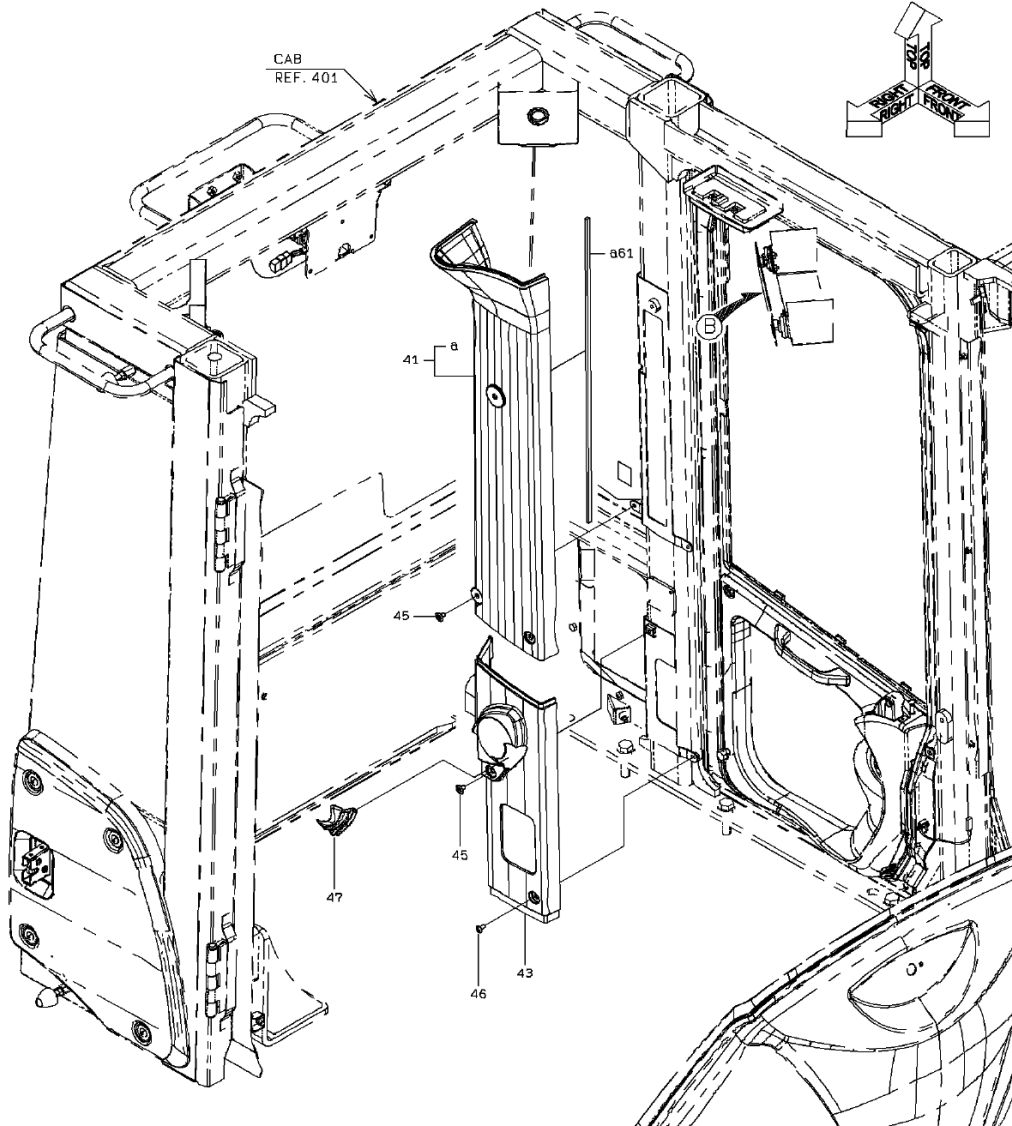
(NOTE): SERIAL NUMBER INDICATES THE CAB SERIAL NUMBER.



1-A

COVER MOUNT

(NOTE): SERIAL NUMBER INDICATES THE CAB SERIAL NUMBER.



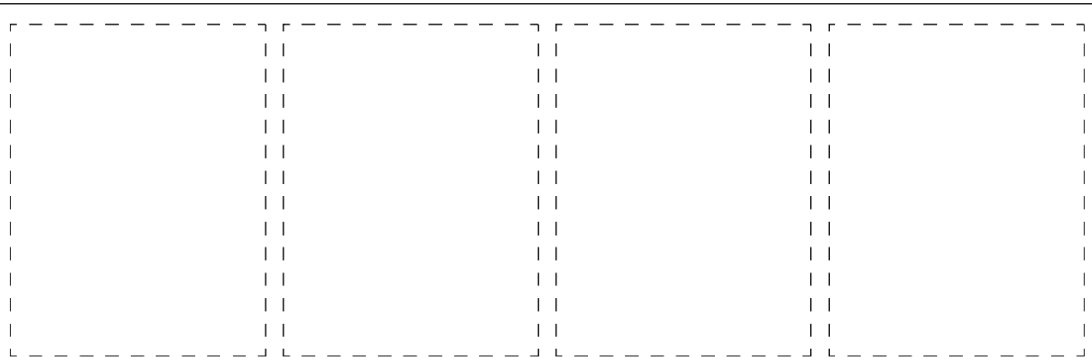
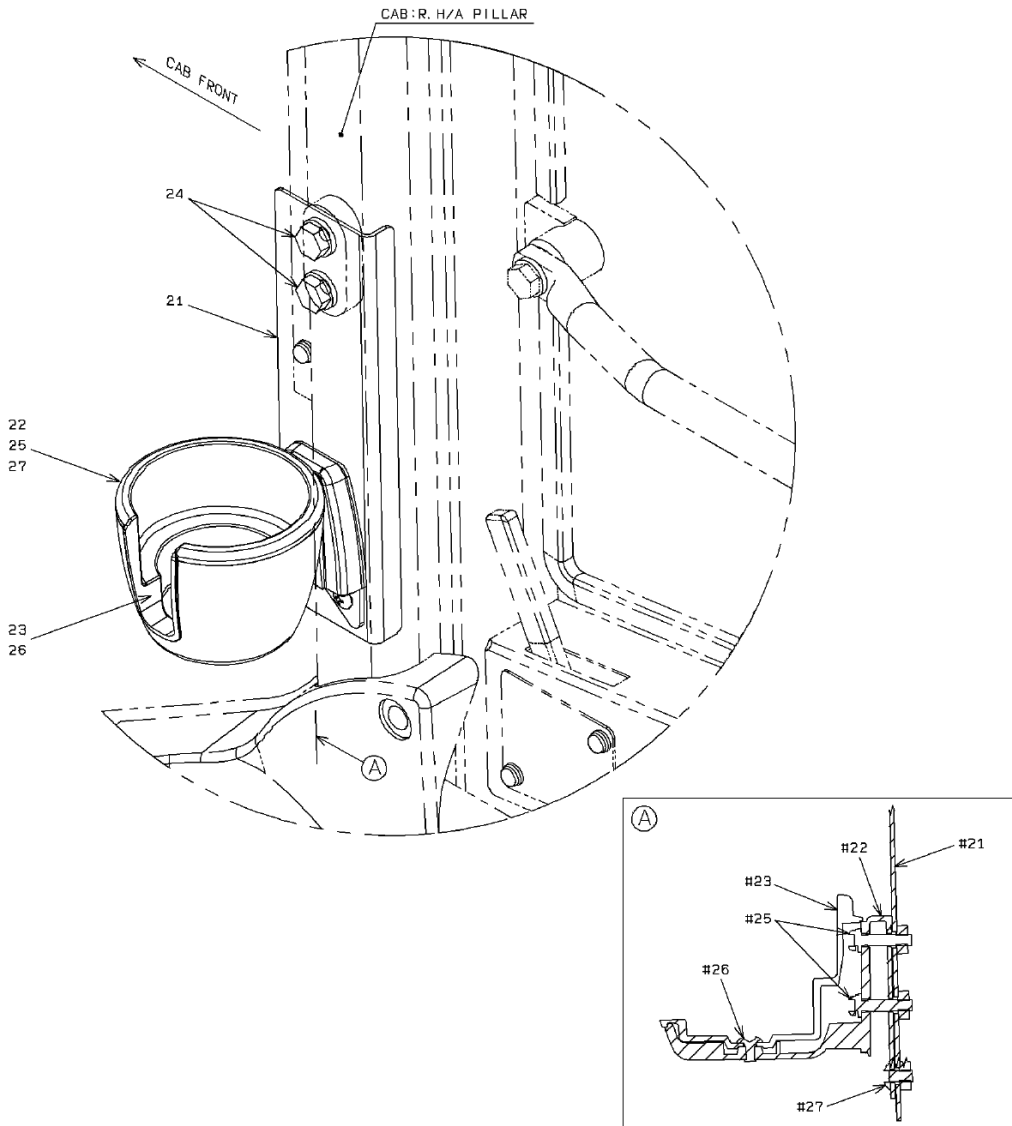
2-B

COVER MOUNT

SYM-BOL	PART NUMBER	PART NAME	UNIT Q,TY	SERIAL		REMARKS						
				(A)	(B)	N	P	D	(A)	(B)	(C)	(D)
21A	31200-60820	COVER	1	101	-							
22A	32970-20120	CLIP	3	101	-							
41A	31200-60830	COVER	1	101	-				Y01			
42A	31200-60850	COVER	1	101	-					Y02		
43A	31200-45370	COVER	1	101	-							
44A	31200-45380	COVER	1	101	-							
45A	40462-20080	FASTENER	6	101	-							
46A	35100-72570	SCREW	4	101	-	114						
46B	80106-50614	SCREW	4	115	-		A					
47A	31200-60920	COVER	1	101	-							
48A	31200-60930	COVER	1	101	-							
61A	35680-60050	SPONGE	1	101	-				01			
62A	35680-60050	SPONGE	1	101	-					02		
81A	41715-60060-7	PLATE	1	101	-							
82A	41530-60080	PLUG	5	101	-							
83A	35100-72610	SCREW	2	101	-	114						
83B	80106-80514	SCREW	2	115	-		A					
101A	41715-60180	PLATE	1	101	-							
102A	40903-25230	BRACKET	1	101	-							
103A	35100-72610	SCREW	2	101	-	114						
103B	80106-80514	SCREW	2	115	-		A					
104A	35100-72620	SCREW	4	101	-	114						
104B	80106-80614	SCREW	4	115	-		A					
121A	41715-60170	PLATE	1	101	-							
122A	40903-24900	BRACKET	2	101	-							
123A	35100-72610	SCREW	6	101	-	114						
123B	80106-80514	SCREW	6	115	-		A					

MEMO

HOLDER MOUNT (FOR JOYSTICK STEERING)



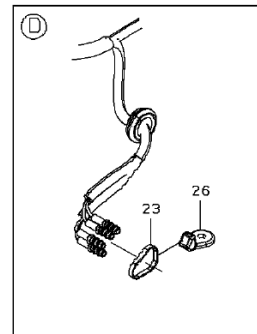
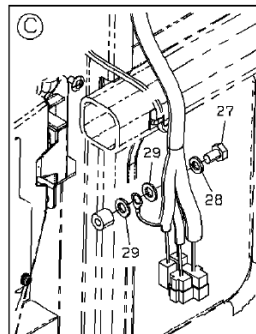
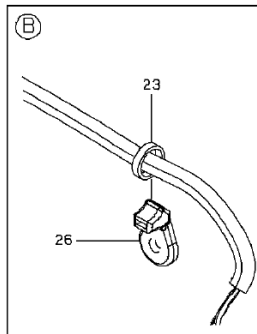
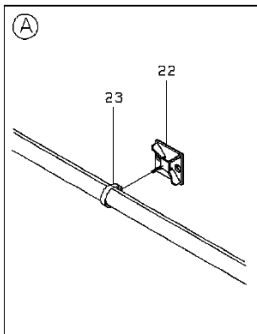
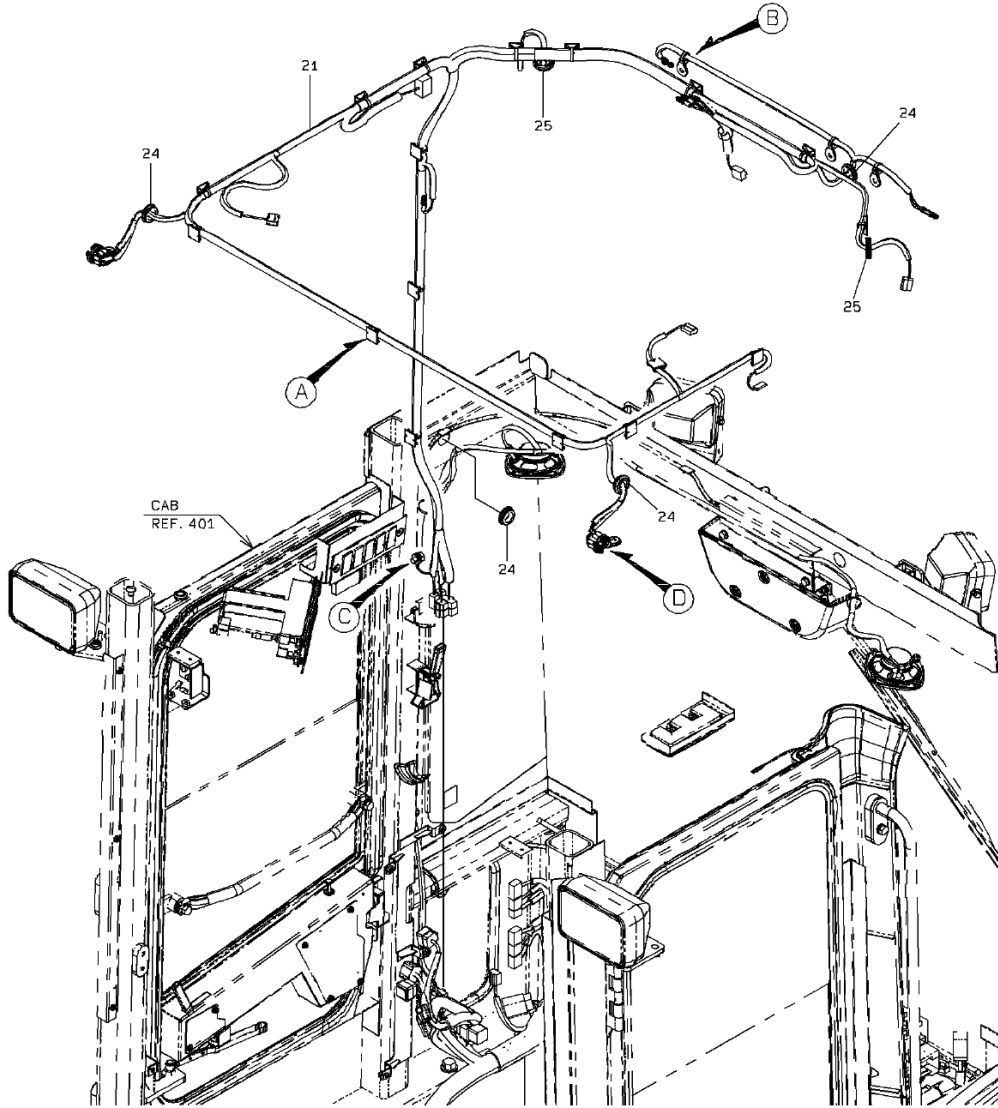
1-A

HOLDER MOUNT (FOR JOYSTICK STEERING)

SYM-BOL	PART NUMBER	PART NAME	UNIT Q,TY	SERIAL (A) - (B)	REMARKS					
					N	P	D	(A)	(B)	(C)
21A	40903-30740	BRACKET	1	5001 -						
22A	43550-21290	HOLDER	1	5001 -						
23A	43550-21300	HOLDER	1	5001 -						
24A	43932-20060	BOLT,W/WASHER	2	5001 -						
25A	35100-72960	SCREW	2	5001 - 5013						
25B	80104-60630	SCREW	2	5014 -	A					
26A	35106-20150	SCREW,TAPPING	1	5001 -						
27A	35100-72470	SCREW	1	5001 - 5013						
27B	80106-50612	SCREW	1	5014 -	A					

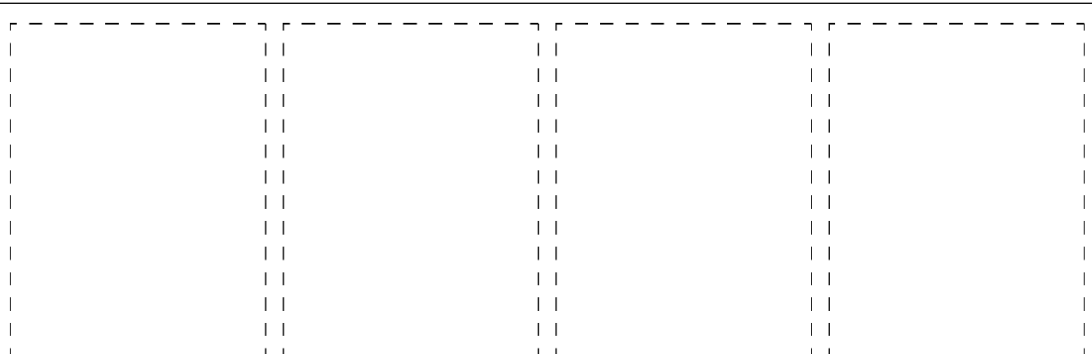
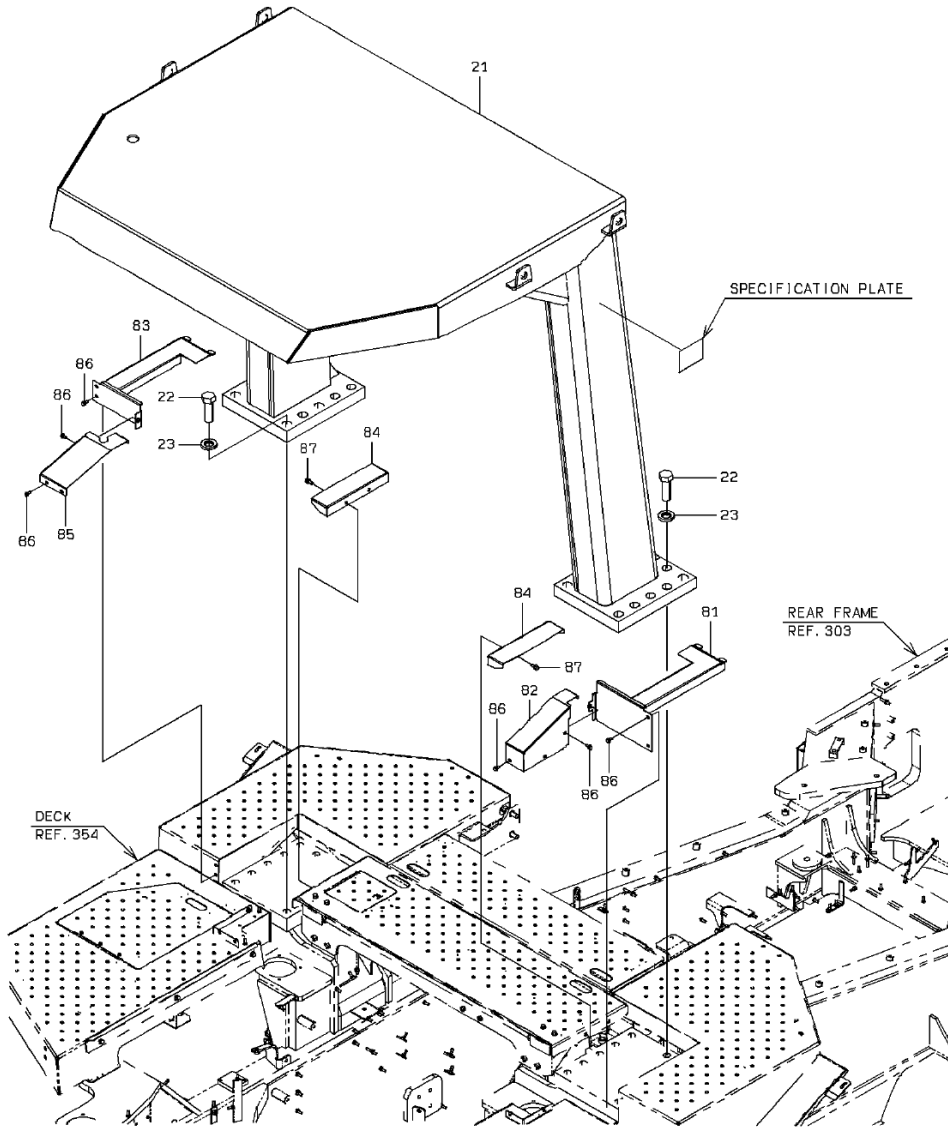
ELECTRICAL WIRING (CAB)

(NOTE): SERIAL NUMBER INDICATES THE CAB SERIAL NUMBER.



1-B

ROPS MOUNT

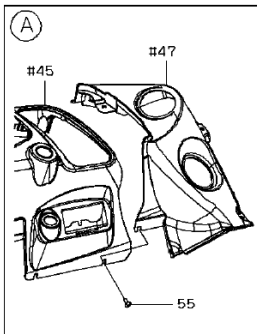
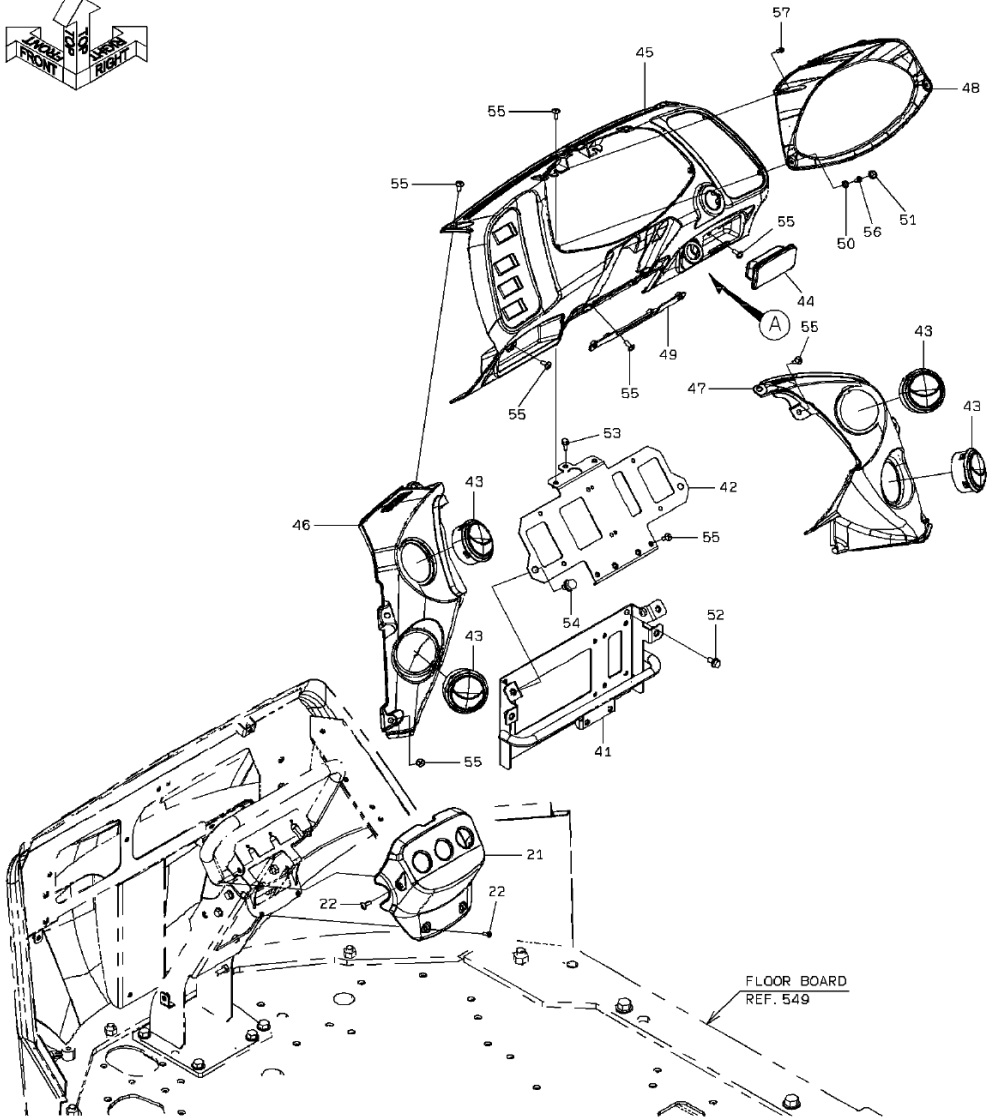



1-B

ROPS MOUNT

SYM- BOL	PART NUMBER	PART NAME	UNIT Q,TY	SERIAL (A) - (B)	REMARKS					
					N	P	D	(A)	(B)	(C)
21A	45953-20720	ROPS	1	5001 -						
22A	61005-30095	BOLT	22	5001 -						
23A	62710-18301	WASHER,PLANE	22	5001 -						
81A	31206-28510	COVER	1	5001 -						
82A	31206-28520	COVER	1	5001 -						
83A	31206-28530	COVER	1	5001 -						
84A	31206-28540	COVER	2	5001 -						
85A	31206-28550	COVER	1	5001 -						
86A	61802-08016-7	BOLT,FLANGED	11	5001 -						
87A	61802-10020	BOLT,FLANGED	4	5001 -						

COVER MOUNT (STEERING COLUMN)

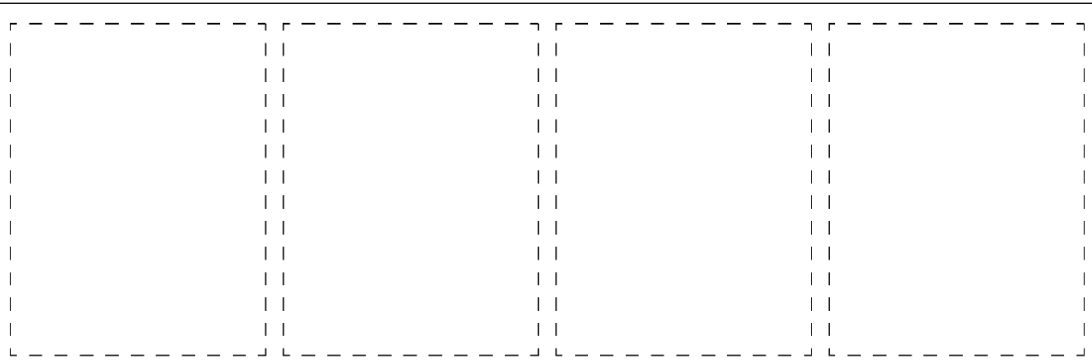
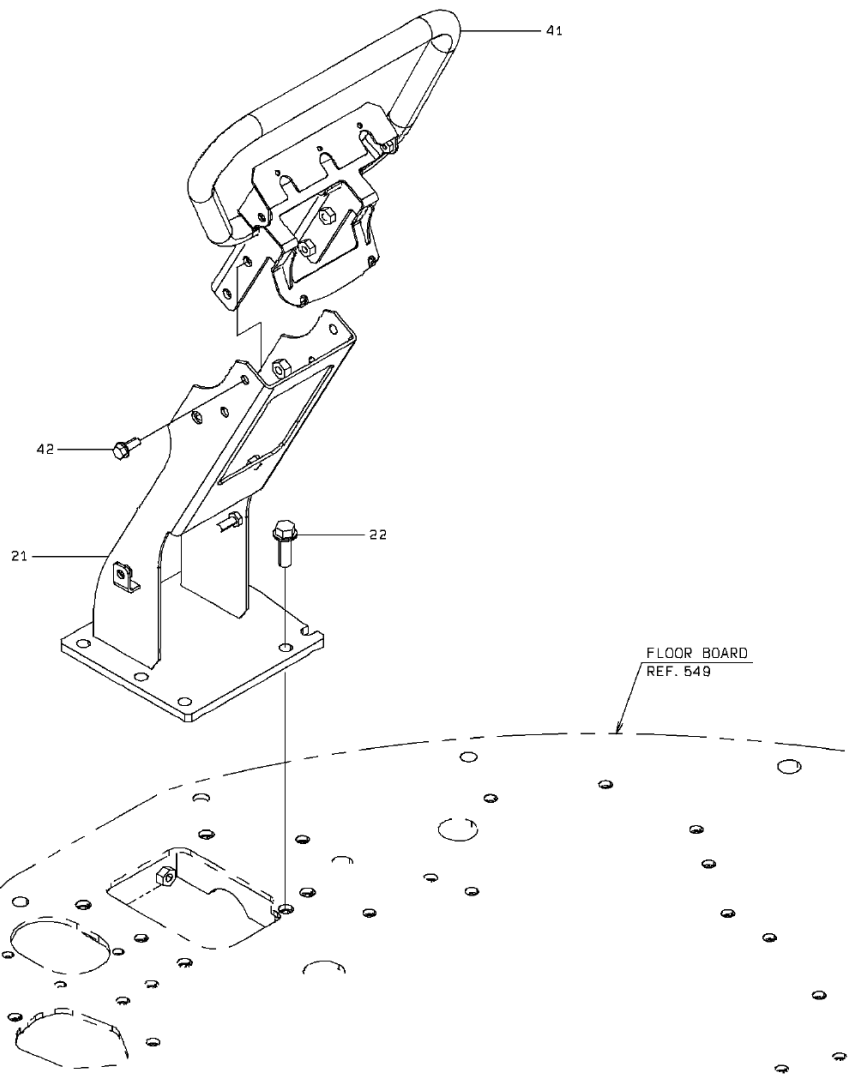


1-B

COVER MOUNT (STEERING COLUMN)

SYM-BOL	PART NUMBER	PART NAME	UNIT Q,TY	SERIAL		REMARKS						
				(A)	(B)	N	P	D	(A)	(B)	(C)	(D)
21A	31200-45360	COVER	1	5001	-							
22A	35100-20010	SCREW	4	5001	-	5013						
22B	80106-50616	SCREW	4	5014	-		A					
41A	40903-29650	BRACKET	1	5001	-							
42A	41753-54790	PLATE	1	5001	-							
43A	45360-60020	LOUVER	4	5001	-							
44A	30320-60050	ASHTRAY	1	5001	-							
45A	31200-60700	COVER	1	5001	-							
46A	31200-60710	COVER	1	5001	-							
47A	31200-60720	COVER	1	5001	-							
48A	31200-60620	COVER	1	5001	-							
49A	40903-23010	BRACKET	1	5001	-							
50A	46000-25600	WASHER	2	5001	-							
51A	32210-20950	CAP	2	5001	-							
52A	43932-70700	BOLT,W/WASHER	4	5001	-							
53A	43932-70690	BOLT,W/WASHER	1	5001	-							
54A	43932-70730	BOLT,W/WASHER	2	5001	-							
55A	35100-20010	SCREW	18	5001	-	5013						
55B	80106-50616	SCREW	18	5014	-		A					
56A	62271-15016	SCREW,TAPPING	2	5001	-							
57A	35106-20130	SCREW,TAPPING	2	5001	-	5013						
57B	81044-05012	SCREW,TAPPING	2	5014	-		A					

SHIFT LEVER GROUP

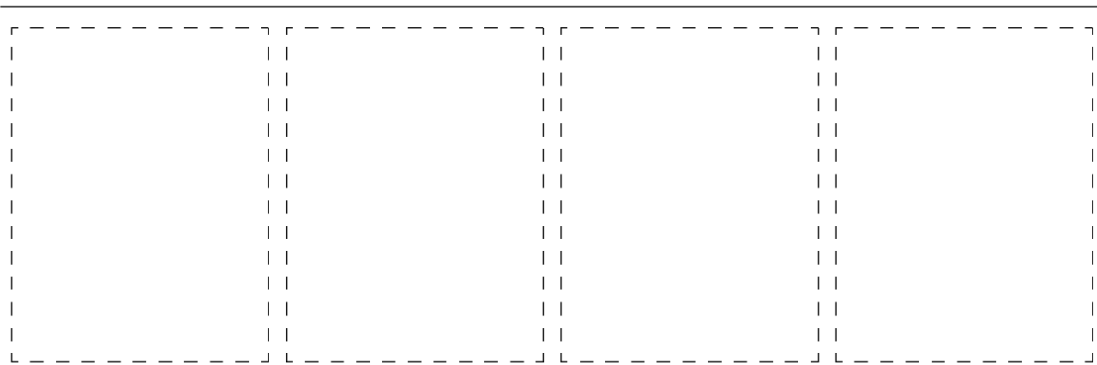
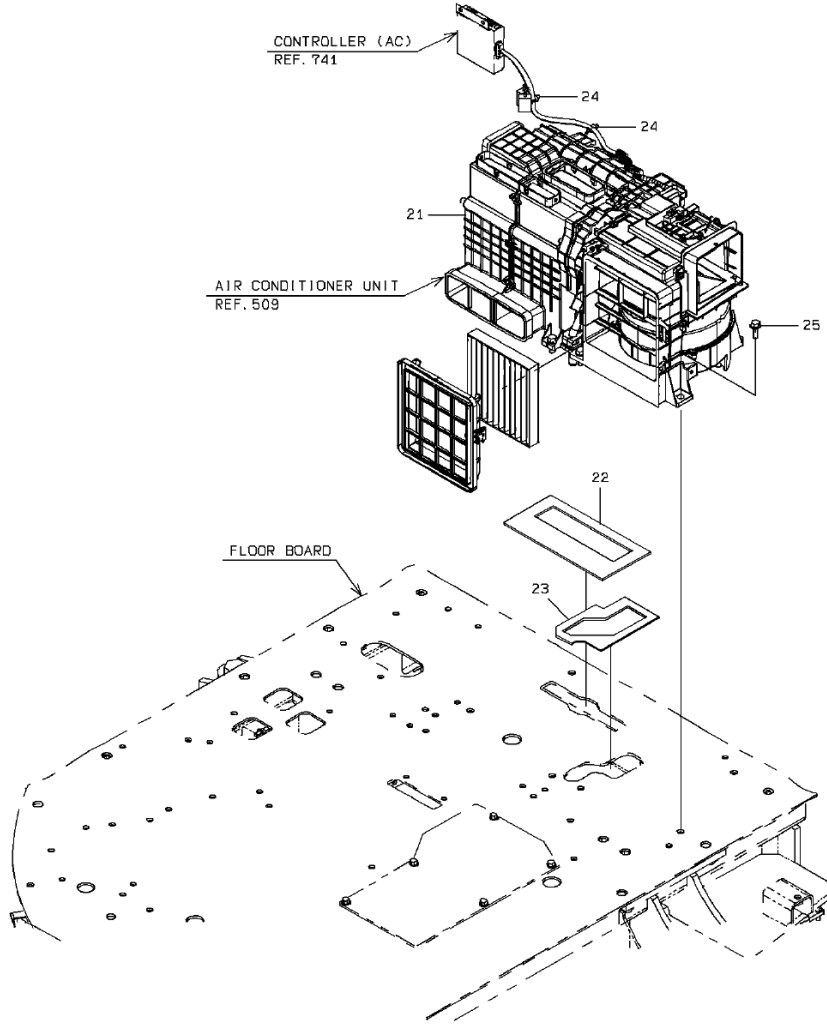


1-A

SHIFT LEVER GROUP

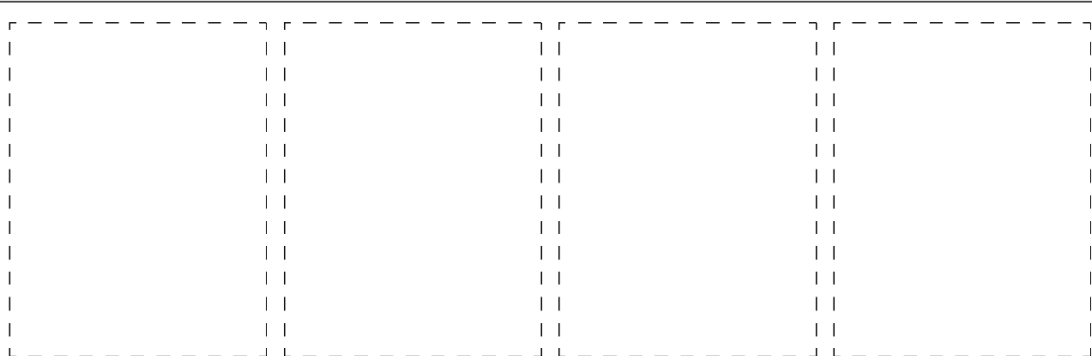
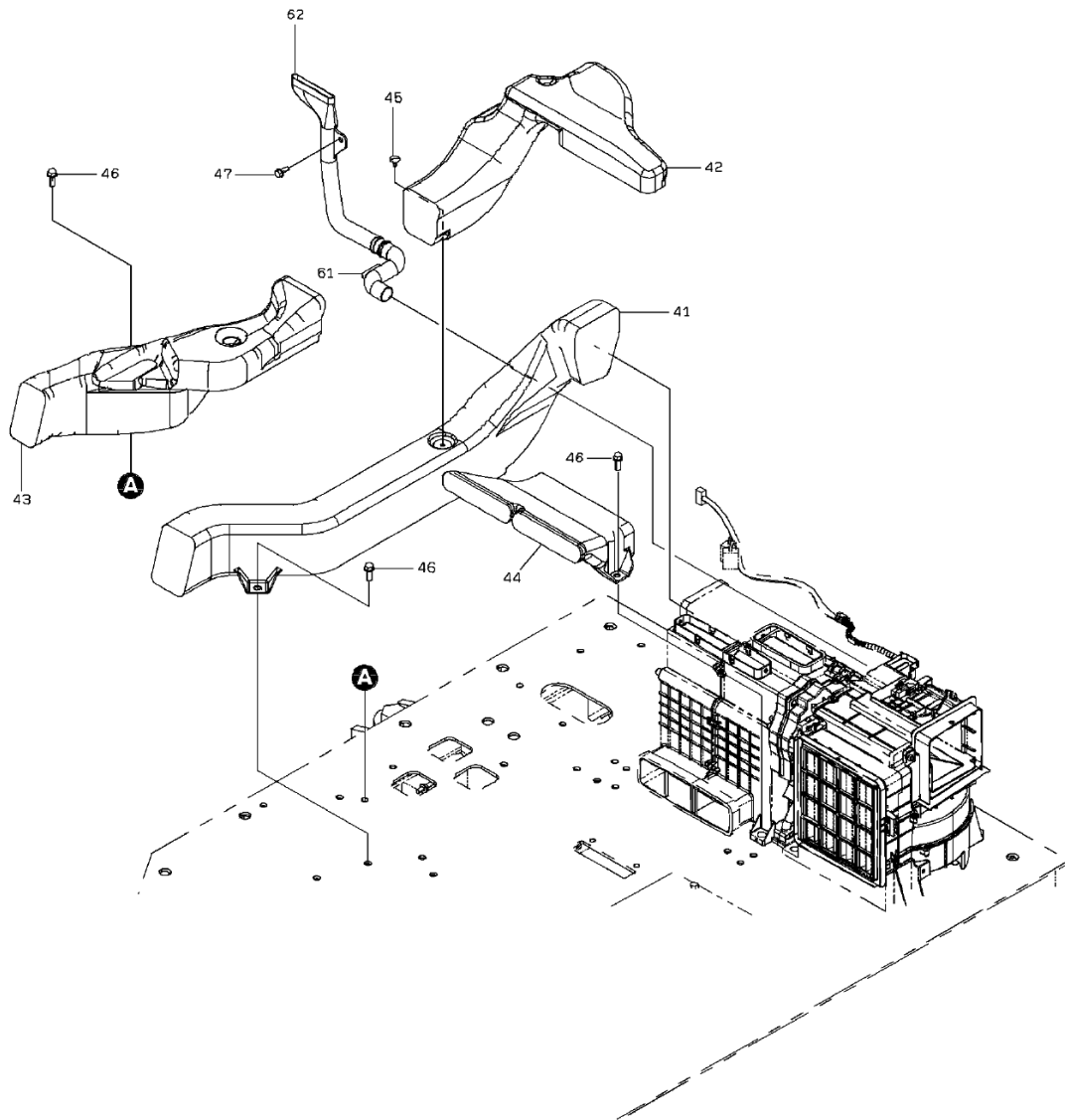
SYM-BOL	PART NUMBER	PART NAME	UNIT Q,TY	SERIAL (A) - (B)	REMARKS					REMARKS
					N	P	D	(A)	(B)	
21A	35170-21020	STAND	1	5001 -						
22A	61802-12035	BOLT,FLANGED	5	5001 -						
41A	40903-29020	BRACKET	1	5001 -						
42A	61802-08020	BOLT,FLANGED	4	5001 -						

AIR CONDITIONER (AIR DUCT-REAR)



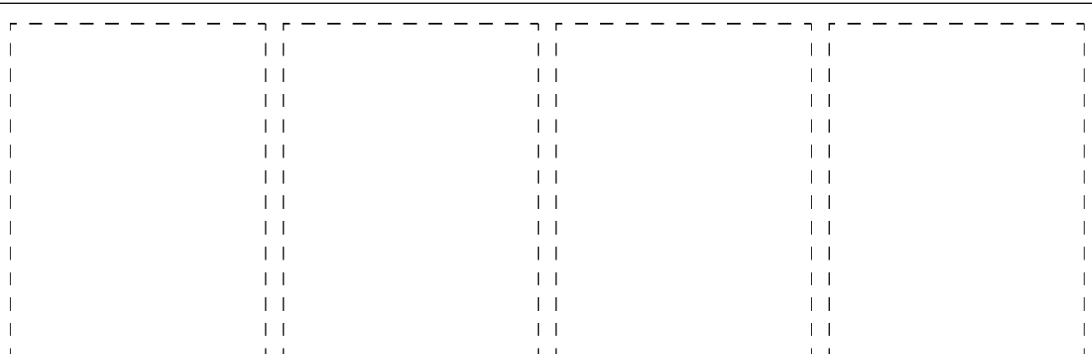
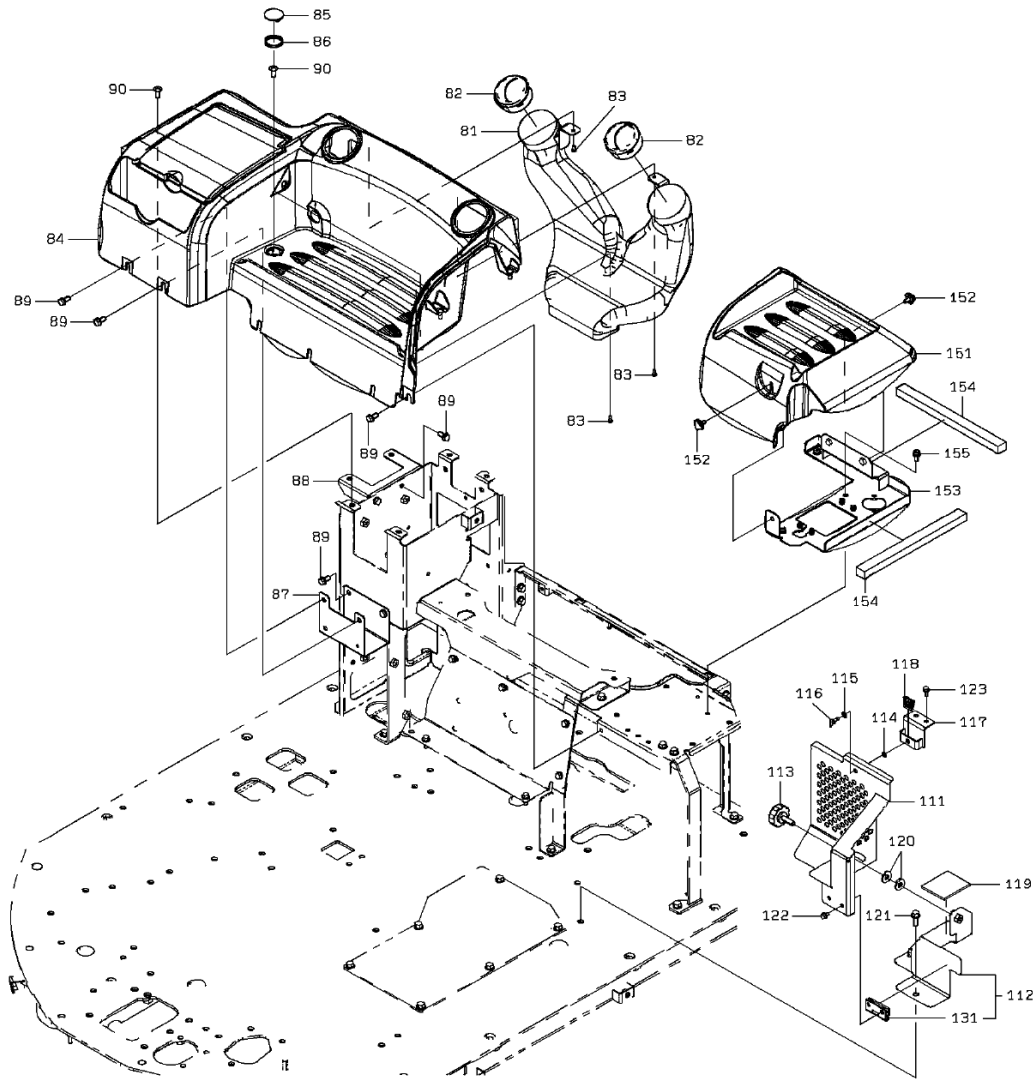
1-A

AIR CONDITIONER (AIR DUCT-REAR)



2-A

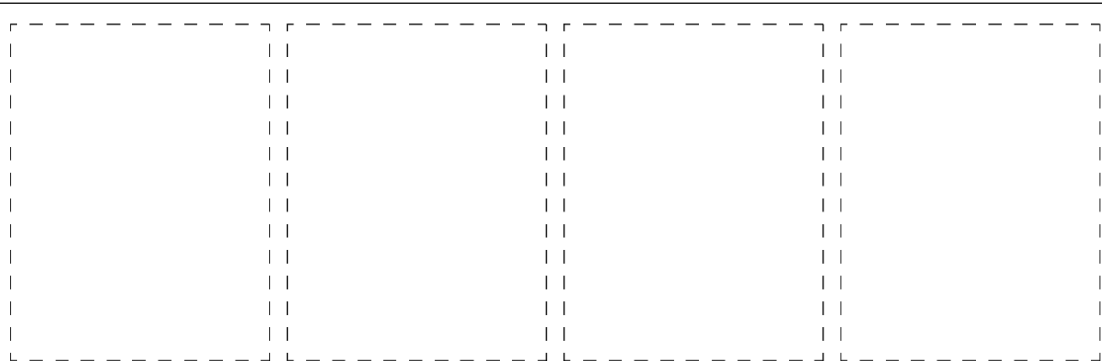
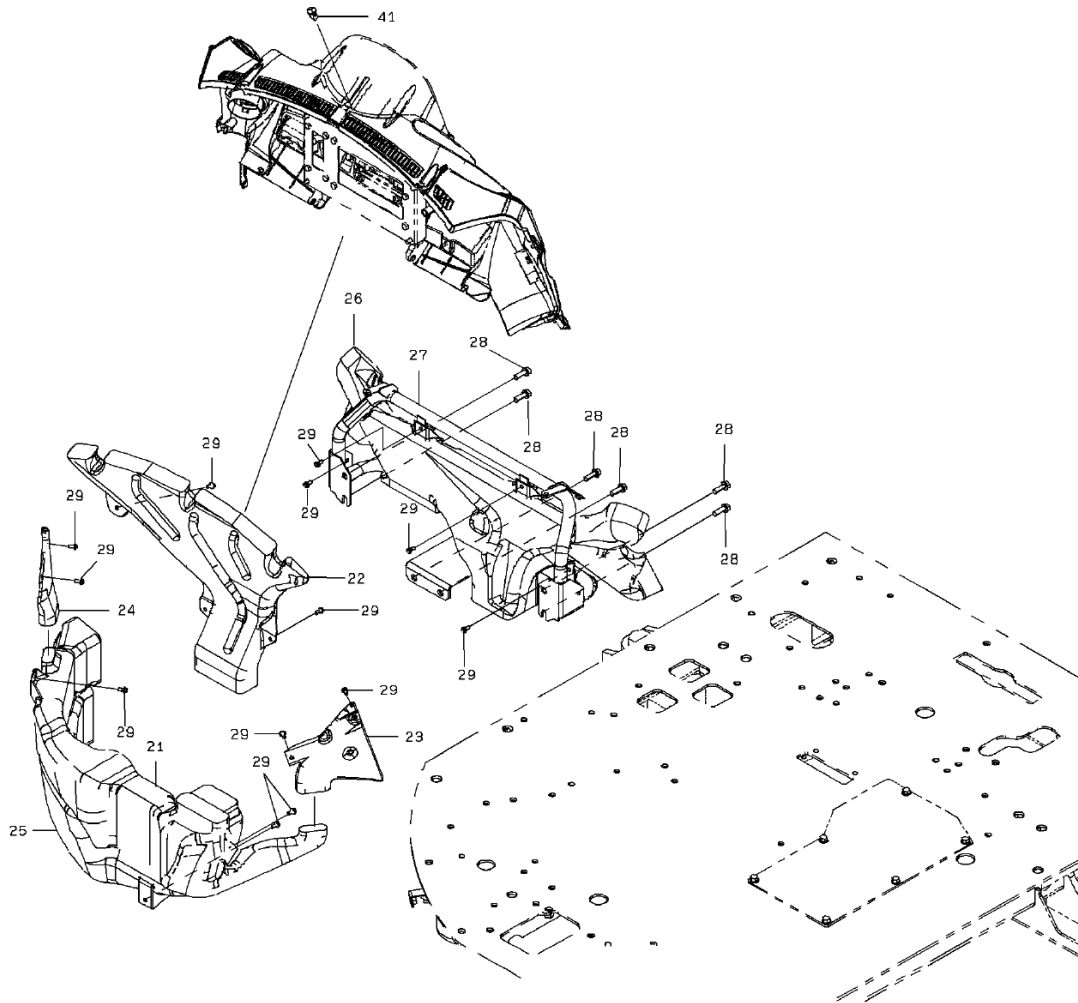
AIR CONDITIONER (AIR DUCT-REAR)



AIR CONDITIONER (AIR DUCT-REAR)

SYM-BOL	PART NUMBER	PART NAME	UNIT Q,TY	SERIAL		REMARKS						
				(A)	(B)	N	P	D	(A)	(B)	(C)	(D)
21A	30890-60150	AIR CONDITIONER UNIT	1	5001	-							
22A	35681-35820	SPONGE	1	5001	-							
23A	35681-35830	SPONGE	1	5001	-							
24A	32925-20010	CLAMP,CABLE	2	5001	-							
25A	61802-12030	BOLT,FLANGED	6	5001	-							
41A	36430-60130	DUCT	1	5001	-							
42A	36430-60150	DUCT	1	5001	-							
43A	36430-60330	DUCT	1	5001	-							
44A	36430-60180	DUCT	1	5001	-							
45A	32970-20150	CLIP	2	5001	-							
46A	61802-10025	BOLT,FLANGED	5	5001	-							
47A	61802-08020	BOLT,FLANGED	1	5001	-							
61A	36430-60190	DUCT	1	5051	-							
62A	36430-60200	DUCT	1	5051	-							
81A	36430-60240	DUCT	1	5001	-							
82A	45360-60020	LOUVER	2	5001	-							
83A	62262-15012	SCREW,TAPPING	3	5001	-	5013						
83B	81044-05012	SCREW,TAPPING	3	5014	-		A					
84A	31231-22260	COVER ASSY	1	5001	-							
85A	32210-60220	CAP	2	5001	-							
86A	40850-60160	BUSHING,ELASTIC	2	5001	-							
87A	41753-33960	PLATE	1	5001	-							
88A	41753-29320	PLATE	1	5001	-							
89A	43932-70710	BOLT,W/WASHER	7	5001	-	5013						
89B	80102-60820	BOLT,W/WASHER	7	5014	-		A					
90A	35100-72480	SCREW	11	5001	-	5013						
90B	80106-50820	SCREW	11	5014	-		A					
111A	31206-29880	COVER	1	5001	-	5050						
111B	31206-32160	COVER	1	5051	-		B					
112A	40903-29500	BRACKET	1	5001	-	5050		Y01				
112B	40903-37800	BRACKET	1	5051	-		B	Y01				
113A	37810-60400	KNOB	1	5001	-							
114A	46000-25610	WASHER	1	5001	-							
115A	46000-25620	WASHER	1	5001	-							
116A	32150-20580	CATCH	1	5001	-							
117A	41754-43320	PLATE	1	5001	-							
118A	41635-38650	PLATE	1	5001	-							
119A	35681-39830	SPONGE	1	5001	-	5050						
119B	35681-42010	SPONGE	1	5051	-		B					
120A	46011-20190	WASHER,PLANE	2	5001	-							
121A	61802-10025	BOLT,FLANGED	2	5001	-	5050						
121B	80102-71025	BOLT,W/WASHER	2	5051	-		A					
122A	61802-06010	BOLT,FLANGED	2	5001	-	5050						
122B	80102-60612	BOLT,W/WASHER	2	5051	-		A					
123A	61802-06016	BOLT,FLANGED	2	5001	-	5050						
123B	80102-60616	BOLT,W/WASHER	2	5051	-		A					
131A	39890-22570	HINGE	1	5001	-			01				WELDING
151A	37500-60030	TRAY	1	5001	-							
152A	37810-20640	KNOB	3	5001	-							
153A	40903-25290	BRACKET	1	5001	-							
154A	44822-22150	RUBBER,CUSHION	2	5001	-							
155A	35100-72460	SCREW	3	5001	-	5013						
155B	80104-60820	SCREW	3	5014	-		A					

AIR CONDITIONER (AIR DUCT-FRONT)

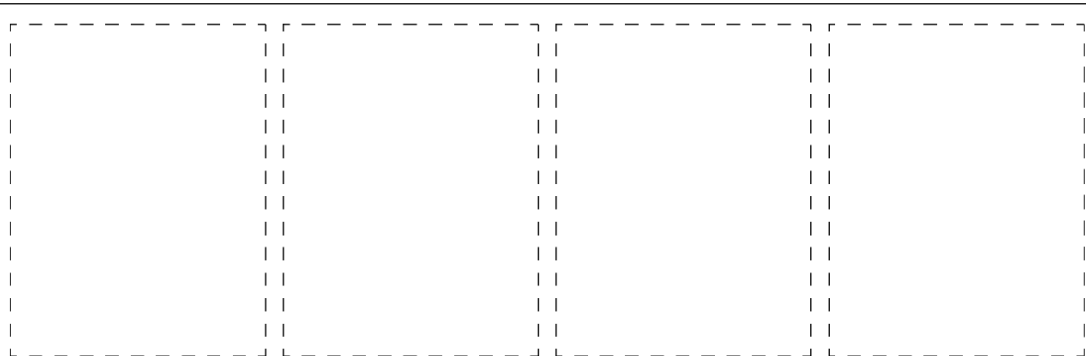
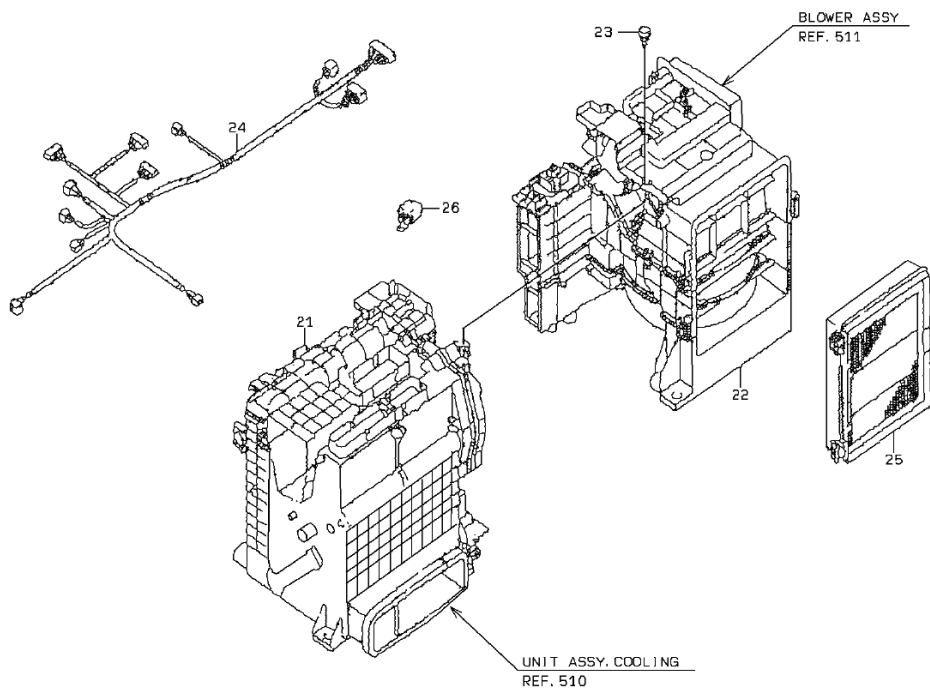


1-A

AIR CONDITIONER (AIR DUCT-FRONT)

SYM-BOL	PART NUMBER	PART NAME	UNIT Q,TY	SERIAL		REMARKS						
				(A)	(B)	N	P	D	(A)	(B)	(C)	(D)
21A	36430-60250	DUCT	1	5001	-							
22A	36430-60290	DUCT	1	5001	-							
23A	36430-60260	DUCT	1	5001	-							
24A	36430-60270	DUCT	1	5001	-							
25A	36430-60300	DUCT	1	5001	-							
26A	36430-60310	DUCT	1	5001	-							
27A	40910-22280	BRACKET ASSY	1	5008	-							
28A	61802-10030	BOLT,FLANGED	6	5001	-							
29A	35100-72430	SCREW	14	5001	-	5013						
29B	80104-60616	SCREW	14	5014	-		A					
41A	35820-60090	SENSOR	1	5001	-							SUNSHINE

AIR CONDITIONER UNIT

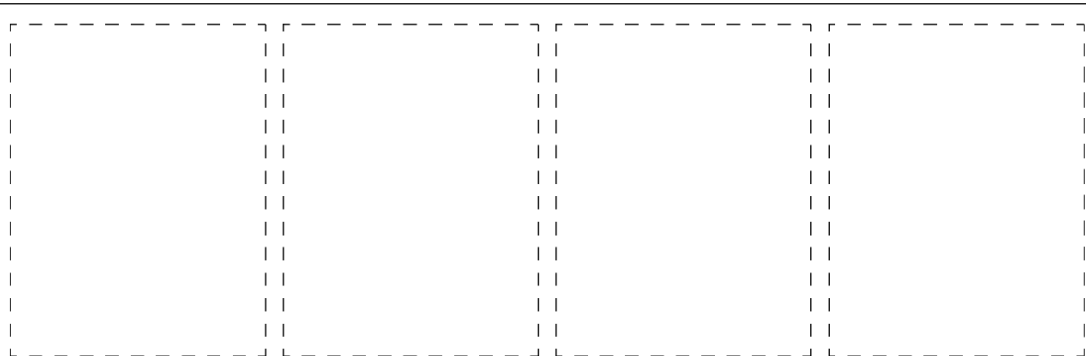
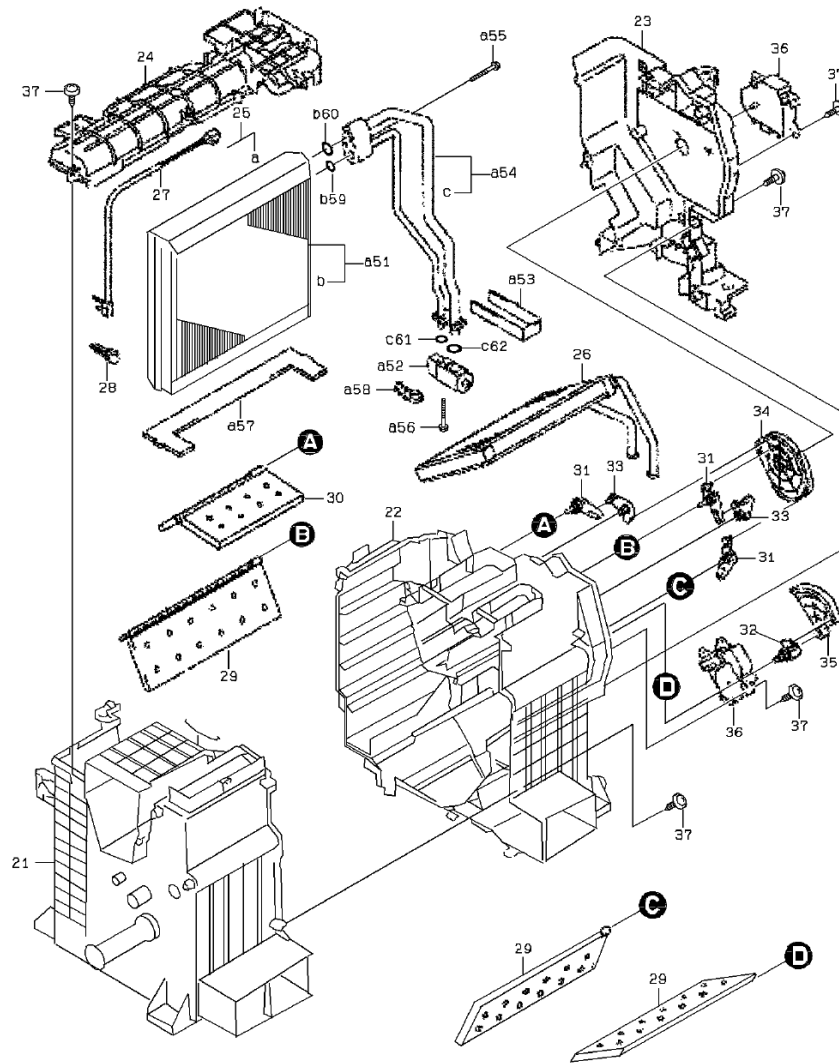


1-A

AIR CONDITIONER UNIT

SYM-BOL	PART NUMBER	PART NAME	UNIT Q,TY	SERIAL (A) - (B)	REMARKS						
					N	P	D	(A)	(B)	(C)	(D)
000A	30890-60150	AIR CONDITIONER UNIT	1	5001 -							
21A	32812-70200	COOLER ASSY,AIR	1	5001 -							
22A	41351-70080	BLOWER ASSY	1	5001 -							
23A	35106-70330	SCREW,TAPPING	2	5001 -							
24A	33197-70170	HARNESS	1	5001 -							
25A	40330-60570	FILTER	1	5001 -							
26A	45050-60120	RELAY	1	5001 -							

COOLING UNIT ASSY


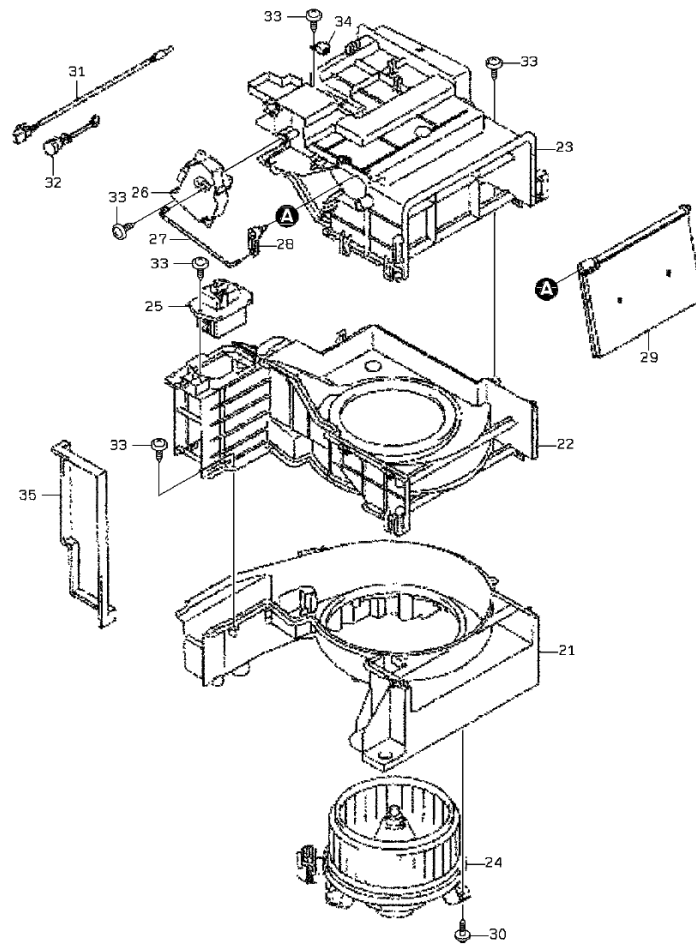


1-A

COOLING UNIT ASSY

SYM-BOL	PART NUMBER	PART NAME	UNIT Q,TY	SERIAL (A) - (B)	REMARKS							
					N	P	D	(A)	(B)	(C)	(D)	REMARKS
000A	32812-70200	COOLER ASSY,AIR	1	5001 -								
21A	33110-70780	CASE ASSY	1	5001 -								
22A	33110-70790	CASE ASSY	1	5001 -								
23A	33110-70800	CASE ASSY	1	5001 -								
24A	41600-71930	PLATE	1	5001 -								
25A	30999-70140	EVAPORATOR	1	5001 -				Y01				
26A	33281-72540	CORE ASSY	1	5001 -								
27A	33441-70170	THERMOSTAT	1	5001 -								
28A	32920-71110	CLAMP	1	5001 -								
29A	37521-70600	DOOR ASSY	3	5001 -								
30A	37521-70610	DOOR ASSY	1	5001 -								
31A	45600-70600	LEVER	3	5001 -								
32A	45600-70610	LEVER	1	5001 -								
33A	45624-70070	LEVER ASSY,CONTROL	2	5001 -								
34A	41645-70810	PLATE	1	5001 -								
35A	41645-70820	PLATE	1	5001 -								
36A	33480-70160	SERVO ASSY	2	5001 -								
37A	35106-70100	SCREW,TAPPING	23	5001 -								
51A	30999-70150	EVAPORATOR	1	5001 -				01	Y02			
52A	38510-71410	VALVE	1	5001 -				01				
53A	39600-74300	PACKING	1	5001 -				01				
54A	49290-70250	TUBE KIT	1	5001 -				01	Y03			
55A	43900-74950	BOLT	2	5001 -				01				
56A	43900-74960	BOLT	2	5001 -				01				
57A	39600-74310	PACKING	1	5001 -				01				
58A	41530-76040	PLUG	1	5001 -				01				
59A	47131-73730	RING,O	1	5001 -					02			
60A	47131-73740	RING,O	1	5001 -					02			
61A	47131-73730	RING,O	1	5001 -						03		
62A	47131-73740	RING,O	1	5001 -						03		

AIR CONDITIONER PARTS

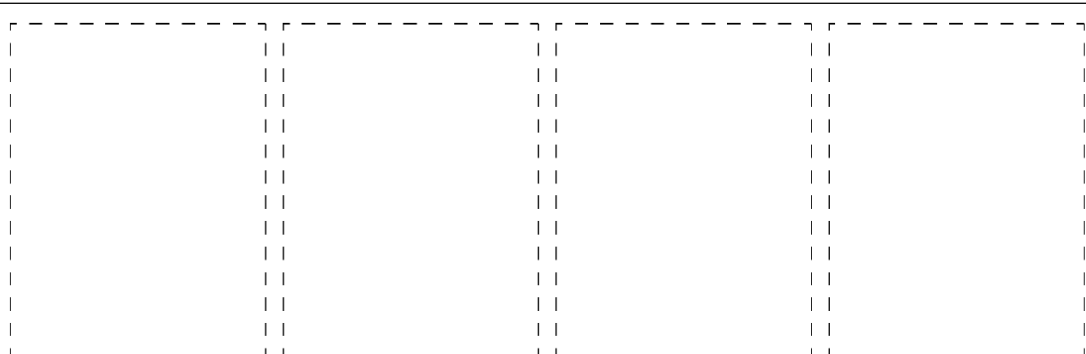
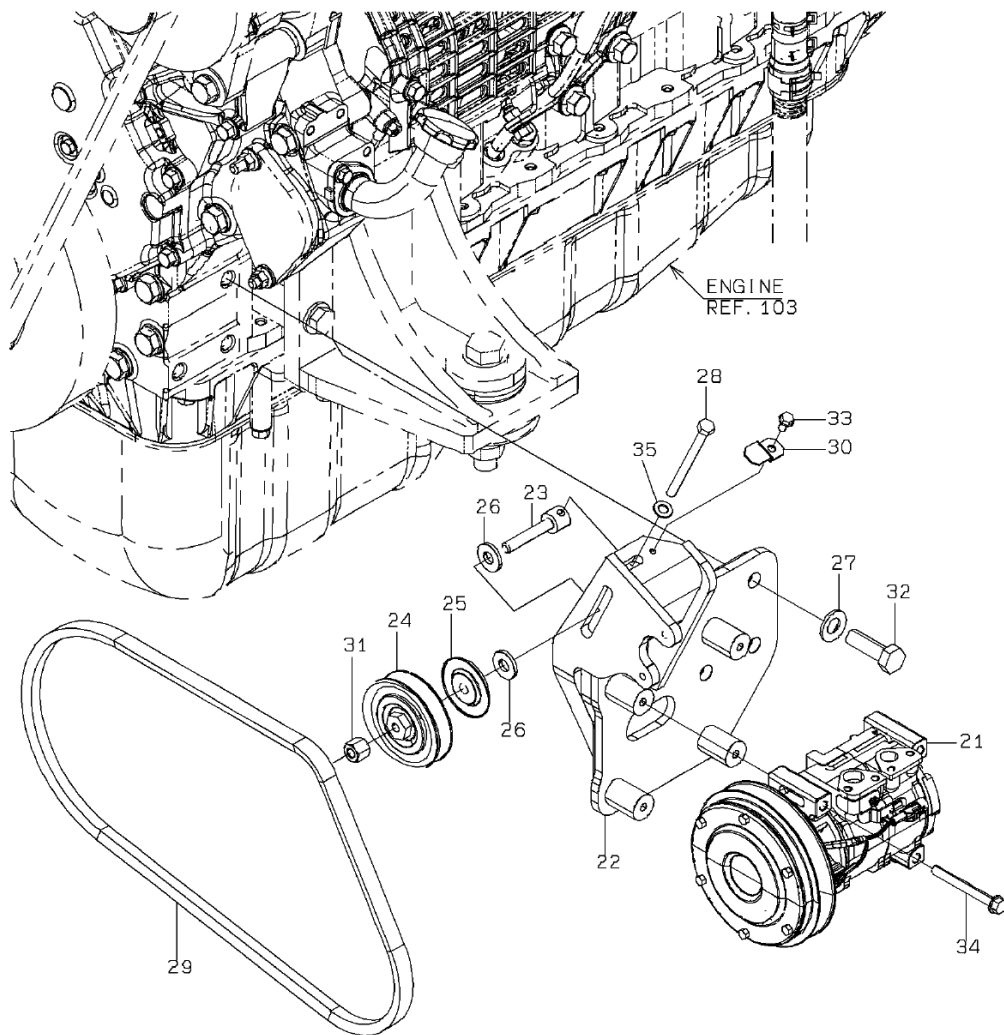


1-A

AIR CONDITIONER PARTS

SYM-BOL	PART NUMBER	PART NAME	UNIT Q,TY	SERIAL		REMARKS						
				(A)	(B)	N	P	D	(A)	(B)	(C)	(D)
000A	41351-70080	BLOWER ASSY	1	5001	-							
21A	33110-70810	CASE ASSY	1	5001	-							
22A	33110-70820	CASE ASSY	1	5001	-							
23A	33110-70830	CASE ASSY	1	5001	-							
24A	40205-70090	FAN ASSY	1	5001	-							
25A	37391-70010	TRANSISTOR	1	5001	-							
26A	33480-70170	SERVO ASSY	1	5001	-							
27A	34500-70960	SHAFT	1	5001	-							
28A	45600-70620	LEVER	1	5001	-							
29A	37521-70620	DOOR ASSY	1	5001	-							
30A	35106-70330	SCREW,TAPPING	3	5001	-							
31A	33440-70010	THERMO UNIT	1	5001	-							
32A	41645-70830	PLATE	1	5001	-							
33A	35106-70100	SCREW,TAPPING	12	5001	-							
34A	45050-60120	RELAY	1	5001	-							
35A	39600-74320	PACKING	1	5001	-							

COMPRESSOR (AIR CONDITIONER)

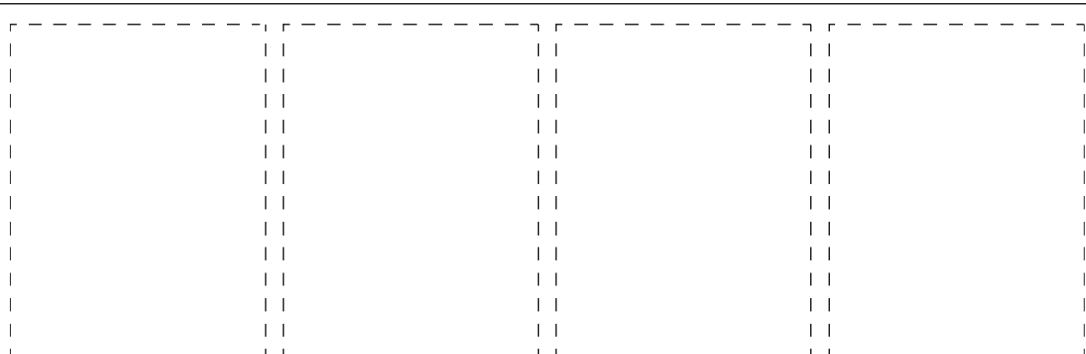
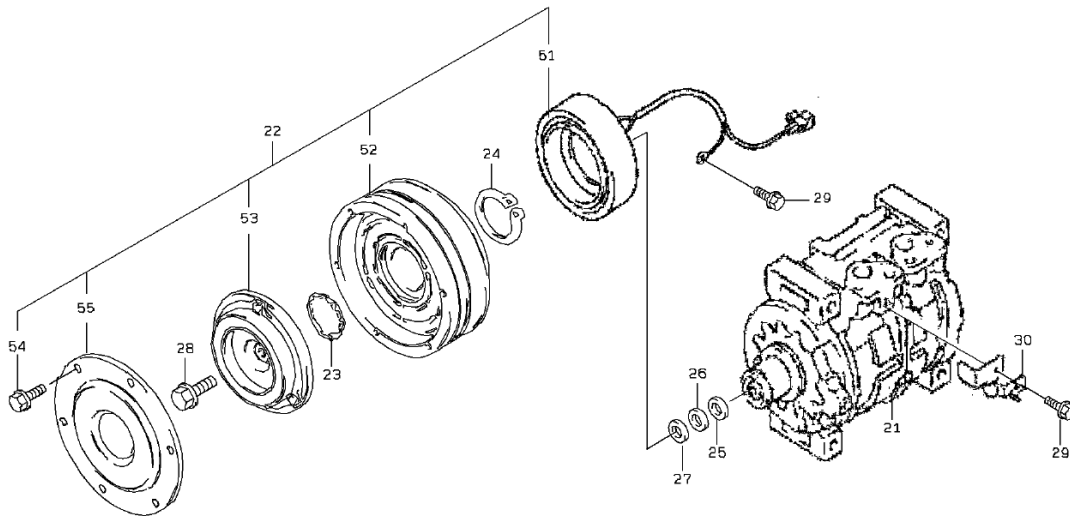


0-A

COMPRESSOR (AIR CONDITIONER)

SYM-BOL	PART NUMBER	PART NAME	UNIT Q,TY	SERIAL			REMARKS						
				(A)	-	(B)	N	P	D	(A)	(B)	(C)	(D)
21A	33470-60200	COMPRESSOR ASSY	1	5001	-								
22A	40903-24540	BRACKET	1	5001	-								
23A	34500-28930	SHAFT	1	5001	-								
24A	41470-70010	PULLEY	1	5001	-								
25A	31200-70440	COVER	1	5001	-								
26A	46011-20190	WASHER,PLANE	2	5001	-								
27A	62710-18141	WASHER,PLANE	3	5001	-								
28A	43900-20370	BOLT	1	5001	-								
29A	43001-60090	BELT,V	1	5001	-								
30A	41600-54440	PLATE	1	5001	-								
31A	37600-26380	NUT	1	5001	-								
32A	61033-14045	BOLT	3	5001	-								
33A	61802-06012	BOLT,FLANGED	1	5001	-								
34A	61802-08075	BOLT,FLANGED	4	5001	-								
35A	62701-40081	WASHER,PLANE	1	5001	-								

COMPRESSOR ASSY

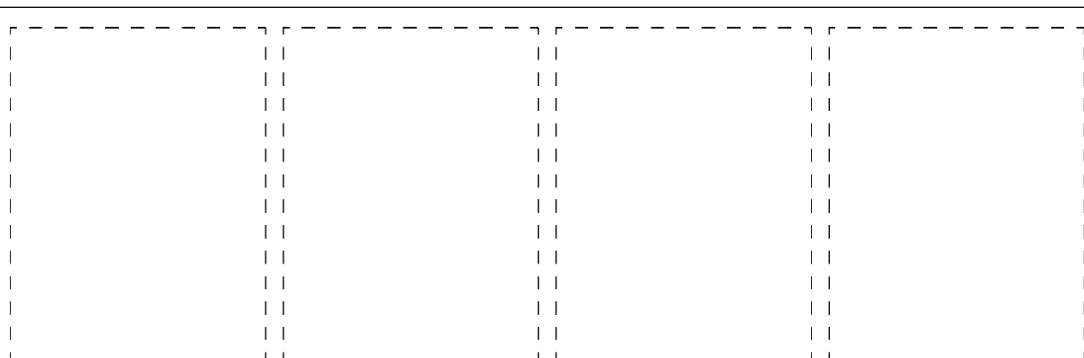
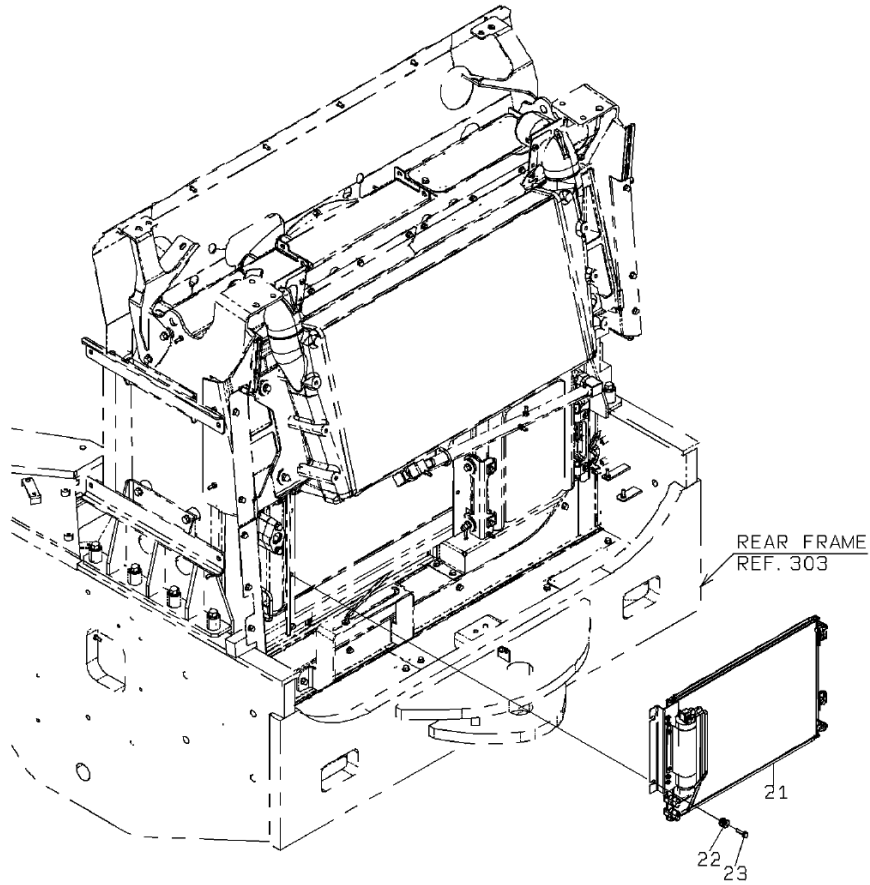


1-B

COMPRESSOR ASSY

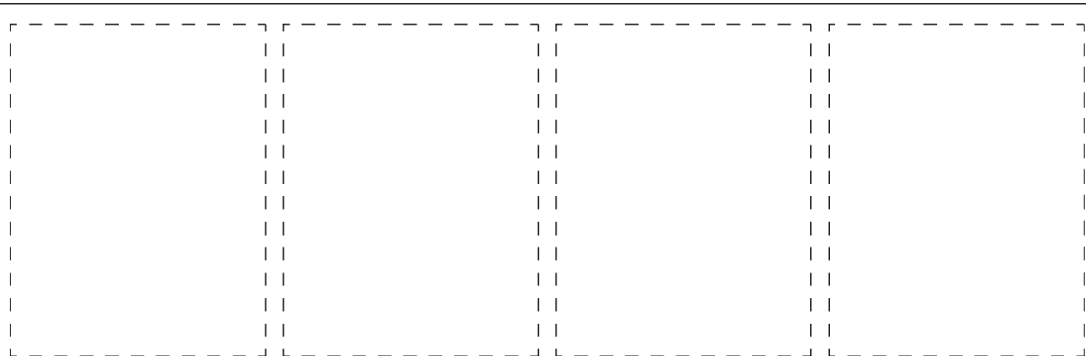
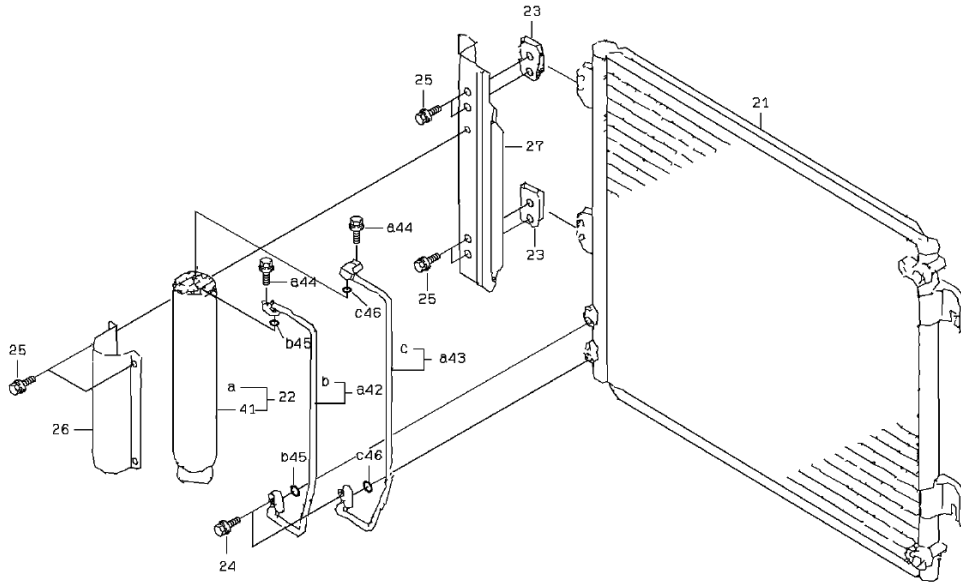
SYM-BOL	PART NUMBER	PART NAME	UNIT Q,TY	SERIAL (A) - (B)	REMARKS						
					N	P	D	(A)	(B)	(C)	(D)
000A	33470-60200	COMPRESSOR ASSY	1	5001 -							
21A	33470-70130	COMPRESSOR ASSY	1	5001 -							
22A	32872-70310	CLUTCH ASSY	1	5001 -				Y01			
23A	45311-71700	RING,SNAP	1	5001 -							
24A	45311-70920	RING,SNAP	1	5001 -							
25A	46000-70950	WASHER	1	5001 -							
26A	46000-70960	WASHER	1	5001 -							
27A	46000-70970	WASHER	1	5001 -							
28A	43963-70010	BOLT,FLANGED	1	5001 -							
29A	35100-71240	SCREW	2	5001 -							
30A	40902-70100	BRACKET	1	5001 -							
51A	35203-70040	STATOR ASSY	1	5001 -				01			
52A	45715-70220	ROTOR ASSY	1	5001 -				01			
53A	38050-70160	HUB	1	5001 -				01			
54A	43932-70470	BOLT,W/WASHER	6	5001 -				01			
55A	31210-70130	COVER	1	5001 -				01			

CONDENSER (AIR CONDITIONER)



1-A

CONDENSER ASSY

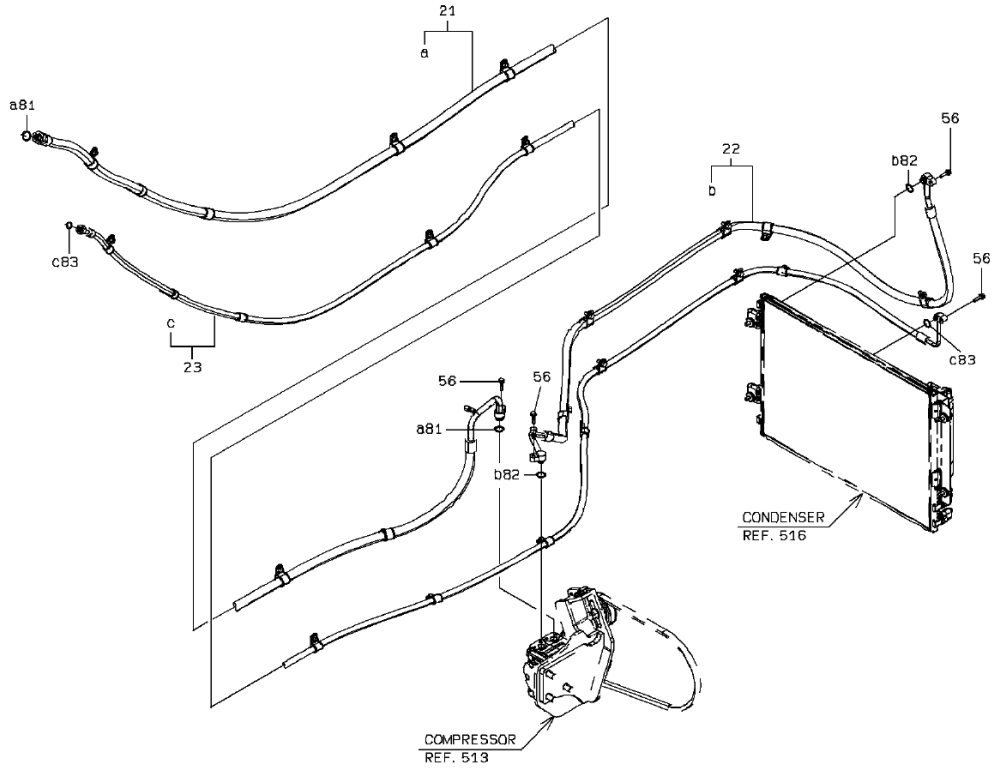


1-A

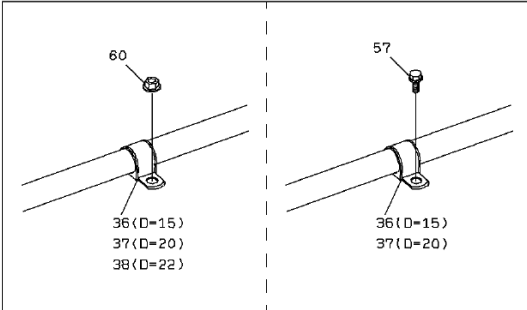
CONDENSER ASSY

SYM-BOL	PART NUMBER	PART NAME	UNIT Q,TY	SERIAL (A) - (B)	REMARKS							
					N	P	D	(A)	(B)	(C)	(D)	REMARKS
000A	33360-60120	CONDENSER	1	5001 -								
21A	33281-72530	CORE ASSY	1	5001 -								
22A	45520-70070	RECEIVER UNIT	1	5001 -				Y01				
23A	40902-70080	BRACKET	2	5001 -								
24A	43932-70840	BOLT,W/WASHER	2	5001 -								
25A	43932-70850	BOLT,W/WASHER	8	5001 -								
26A	43550-70530	HOLDER	1	5001 -								
27A	40902-70090	BRACKET	1	5001 -								
41A	36200-60020	TANK	1	5001 -				01				
42A	36700-70450	TUBE	1	5001 -				01	Y02			
43A	36700-70460	TUBE	1	5001 -				01		Y03		
44A	43932-70840	BOLT,W/WASHER	2	5001 -				01				
45A	47131-73550	RING,O	2	5001 -					02			
46A	47131-73550	RING,O	2	5001 -						03		

AIR-CONDITIONER PIPING (REAR CHASSIS)

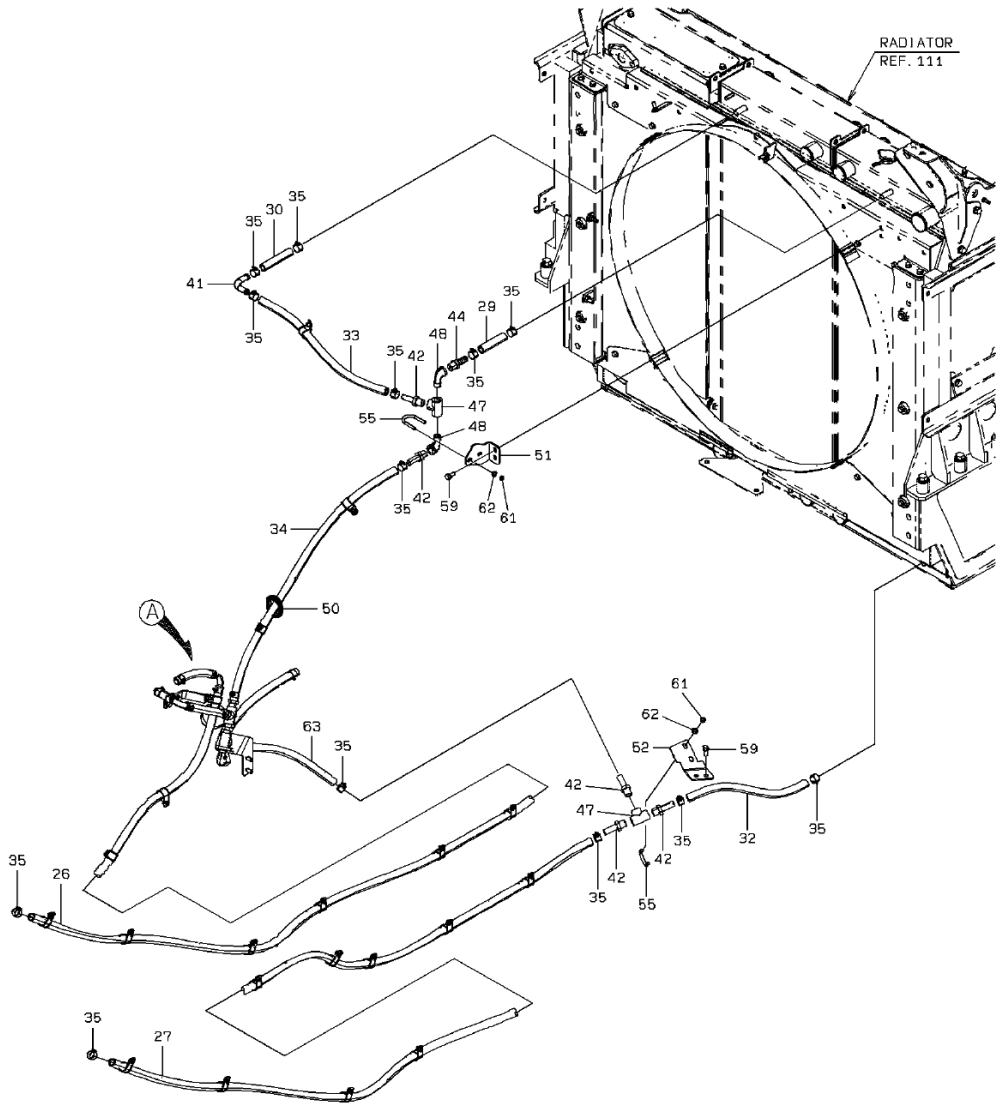


DETAIL OF PIPE HOLDER

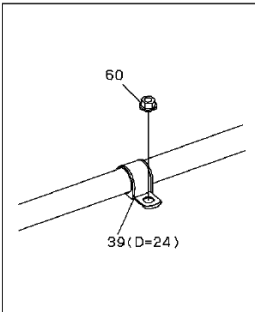


1-A

AIR-CONDITIONER PIPING (REAR CHASSIS)

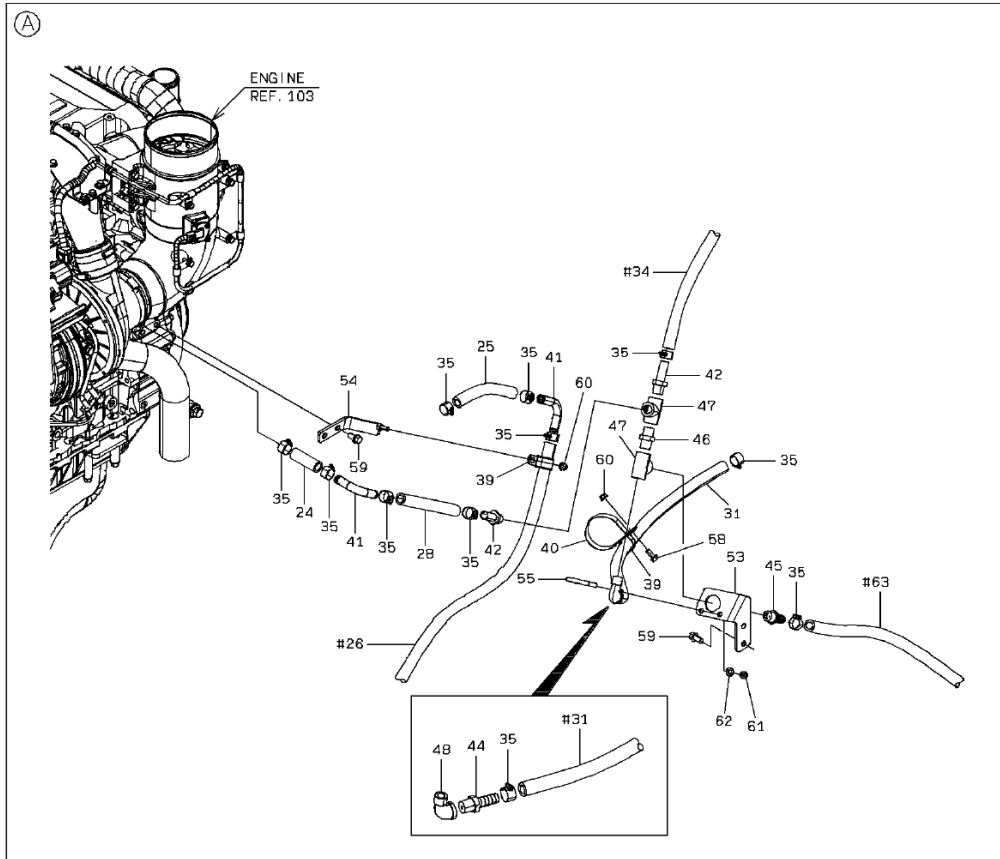


DETAIL OF PIPE HOLDER



2-B

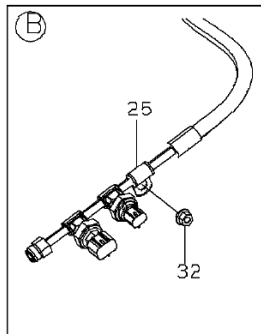
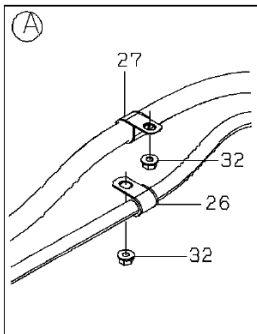
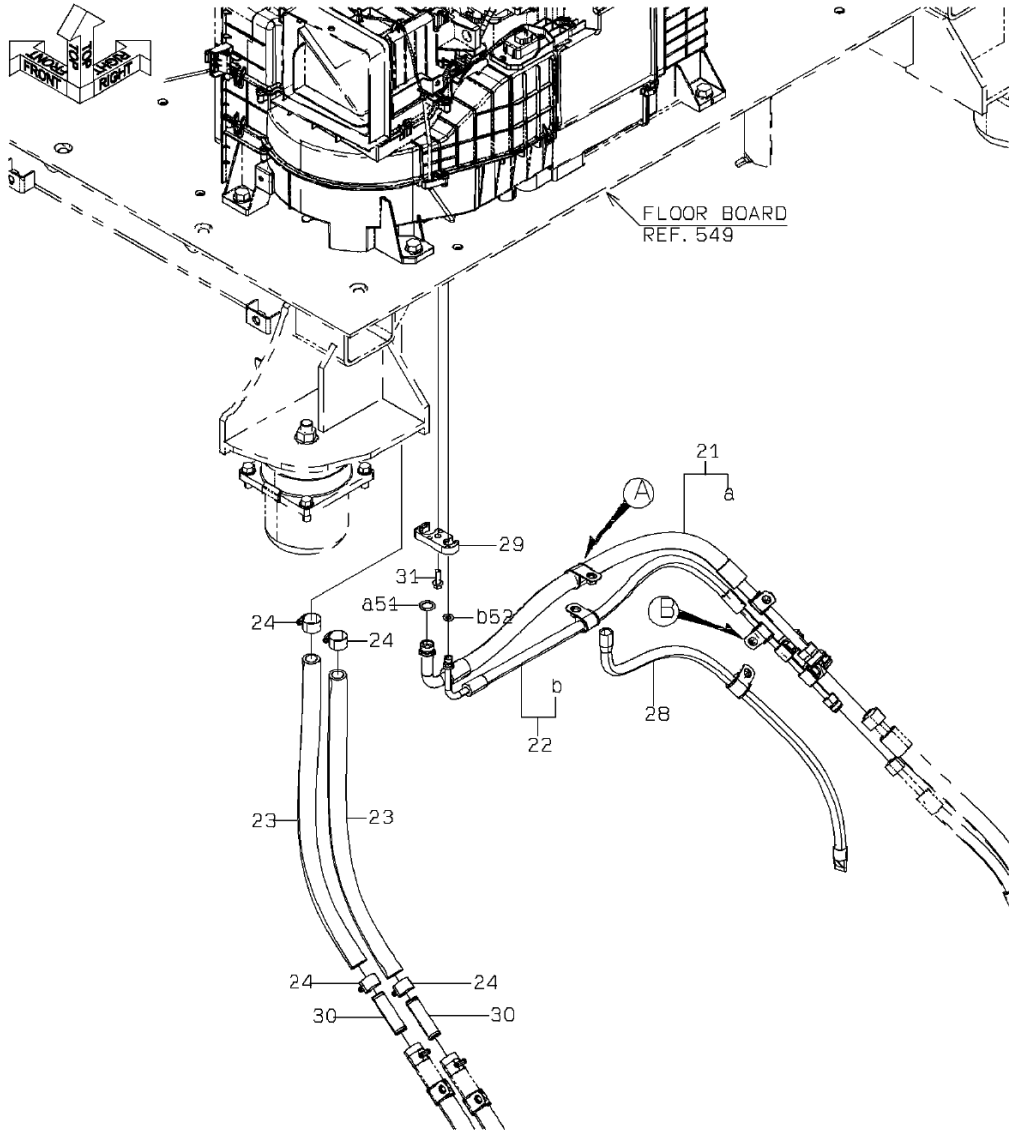
AIR-CONDITIONER PIPING (REAR CHASSIS)



AIR-CONDITIONER PIPING (REAR CHASSIS)

SYM-BOL	PART NUMBER	PART NAME	UNIT Q,TY	SERIAL (A) - (B)	REMARKS						
					N	P	D	(A)	(B)	(C)	(D)
21A	43124-26610	HOSE,COOLER	1	5001 -				Y01			
22A	43124-26620	HOSE,COOLER	1	5001 -					Y02		
23A	43124-26630	HOSE,COOLER	1	5001 -						Y03	
24A	67230-15000	HOSE,WATER	1 M	5001 -							L=50
25A	67230-15000	HOSE,WATER	1 M	5001 -							L=160
26A	67230-15000	HOSE,WATER	4 M	5001 -							L=3080
27A	67230-15000	HOSE,WATER	4 M	5001 -							L=3450
28A	67230-15000	HOSE,WATER	1 M	5001 -							L=220
29A	67230-15000	HOSE,WATER	1 M	5001 -							L=100
30A	67230-15000	HOSE,WATER	1 M	5001 -							L=120
31A	67230-15000	HOSE,WATER	2 M	5001 -							L=1070
32A	67230-15000	HOSE,WATER	1 M	5001 -							L=400
33A	67230-15000	HOSE,WATER	1 M	5001 -							L=570
34A	67230-15000	HOSE,WATER	1 M	5001 -							L=950
35A	69002-02700-7	BAND,HOSE	24	5001 -							
36A	43573-20350	HOLDER,PIPE	12	5001 -							D=15
37A	43573-20360	HOLDER,PIPE	5	5001 -							D=20
38A	43573-20460	HOLDER,PIPE	7	5001 -							D=22
39A	43573-20520	HOLDER,PIPE	22	5001 -							D=24
40A	72010-73000	HOLDER,HOSE	1	5001 -							D=73
41A	38754-70020	PIPE,ELBOW	3	5001 -							
42A	88511-01081	NIPPLE,HOSE	7	5001 -							
44A	37715-20600	NIPPLE,HOSE	2	5001 -							
45A	37715-24690	NIPPLE,HOSE	1	5001 -							
46A	88300-12108	FITTING,NIPPLE	1	5001 -							
47A	69207-04000	FITTING,TEE	4	5001 -							
48A	69205-04000	FITTING,ELBOW	3	5001 -							
50A	65801-50032	BUSHING,ELASTIC	1	5001 -							
51A	41717-48360	PLATE	1	5001 -							(41717-41770)
52A	41717-41780	PLATE	1	5001 -							
53A	41717-41790	PLATE	1	5001 -							
54A	41754-43210	PLATE	1	5001 -							
55A	61725-10844	BOLT,U	3	5001 -							
56A	61802-06025	BOLT,FLANGED	4	5001 -							
57A	61802-08016-7	BOLT,FLANGED	4	5001 -							
58A	61802-08020	BOLT,FLANGED	1	5001 -							
59A	61802-10020	BOLT,FLANGED	8	5001 -							
60A	62480-21081	NUT,FLANGED	42	5001 -							
61A	88031-06081	NUT,SELF-LOCKING	6	5001 -							
62A	62701-40081	WASHER,PLANE	6	5001 -							
63A	67230-15000	HOSE,WATER	1 M	5001 -							L=670
81A	47131-73780	RING,O	2	5001 -				01			
82A	47131-73770	RING,O	2	5001 -					02		
83A	47131-73790	RING,O	2	5001 -						03	

AIR-CONDITIONER PIPING (FLOOR)

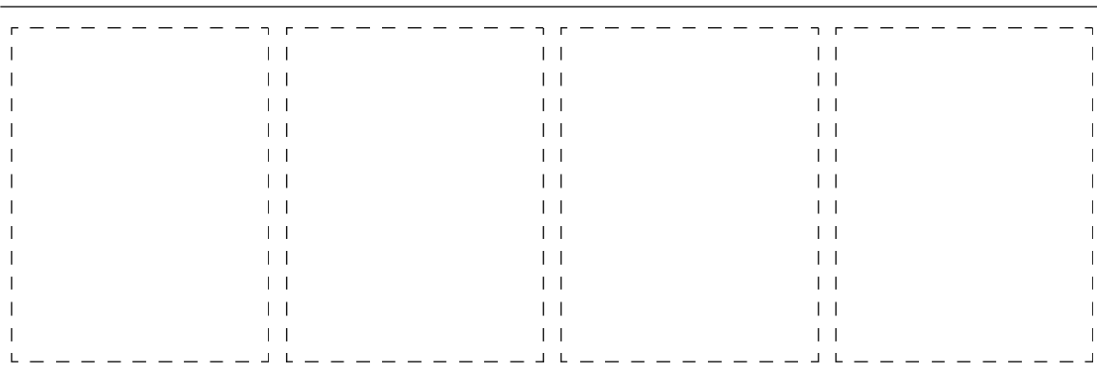
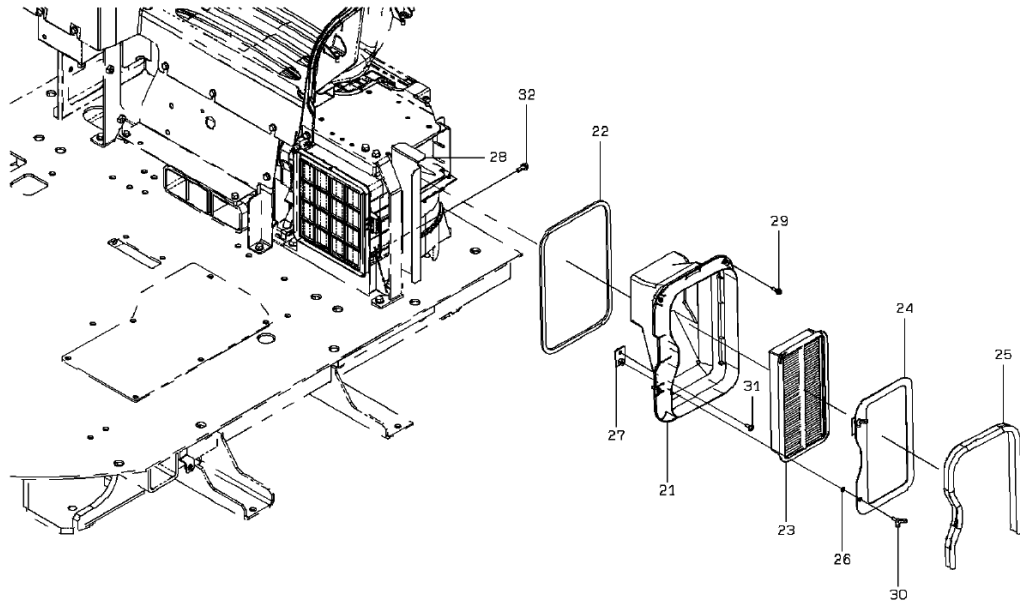


1-A

AIR-CONDITIONER PIPING (FLOOR)

SYM-BOL	PART NUMBER	PART NAME	UNIT Q, TY	SERIAL (A) - (B)	REMARKS				REMARKS		
					N	P	D			(A)	(B)
21A	43124-26100	HOSE, COOLER	1	5001 -					Y01		
22A	43124-26110	HOSE, COOLER	1	5001 -					Y02		
23A	67230-15000	HOSE, WATER	2 M	5001 -							L=450 X Q'TY 2
24A	69002-02700-7	BAND, HOSE	4	5001 -							
25A	43573-20310	HOLDER, PIPE	1	5001 -							D=8
26A	43573-20350	HOLDER, PIPE	3	5001 -							D=15
27A	43573-20460	HOLDER, PIPE	1	5001 -							D=22
28A	43100-60120	HOSE	1	5001 -							
29A	40900-60170	BRACKET	1	5001 -							
30A	38730-70020	PIPE	2	5001 -							
31A	61802-06020	BOLT, FLANGED	1	5001 -							
32A	62480-21081	NUT, FLANGED	5	5001 -							
51A	47131-73780	RING, O	1	5001 -					01		
52A	47131-73550	RING, O	1	5001 -						02	

FILTER MOUNT

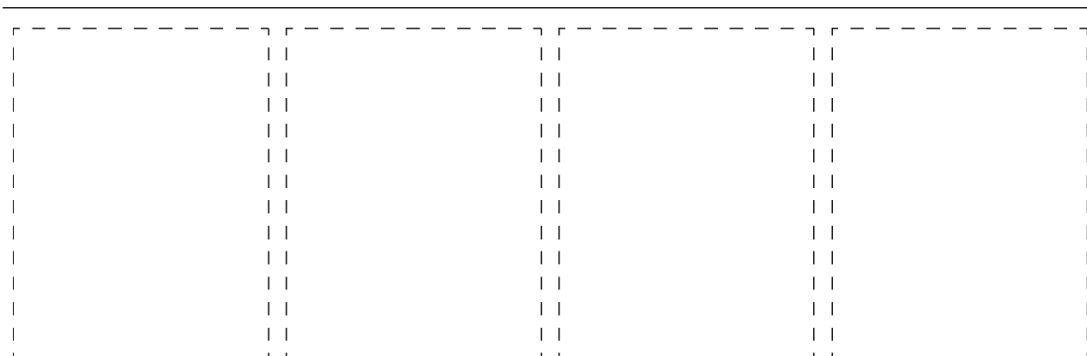
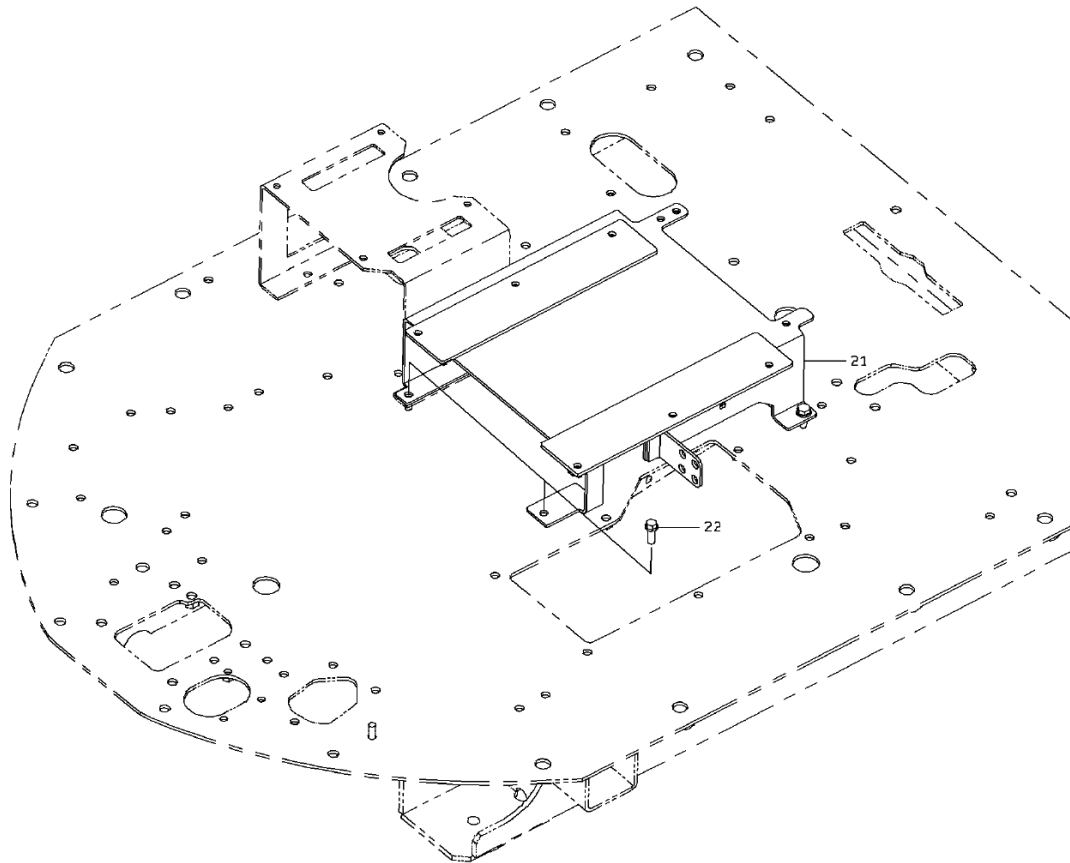


1-B

FILTER MOUNT

SYM-BOL	PART NUMBER	PART NAME	UNIT Q,TY	SERIAL (A) - (B)	REMARKS					
					N	P	D	(A)	(B)	(C)
21A	36430-60280	DUCT	1	5001 -						
22A	35681-35630	SPONGE	1	5001 -						
23A	40330-60510	FILTER	1	5001 -						
24A	41714-53090	PLATE	1	5001 -						
25A	34041-21610	STRIP, SEAL	1	5001 -						
26A	46000-25610	WASHER	2	5001 -						
27A	41753-29300	PLATE	2	5001 -						
28A	41753-29270	PLATE	1	5001 -						
29A	35100-72440	SCREW	5	5001 - 5013						
29B	80104-60620	SCREW	5	5014 -	A					
30A	61511-06020	BOLT,WING	2	5001 -						
31A	35100-20010	SCREW	2	5001 - 5013						
31B	80106-50616	SCREW	2	5014 -	A					
32A	61802-08020	BOLT,FLANGED	2	5001 -						

SEAT BASE

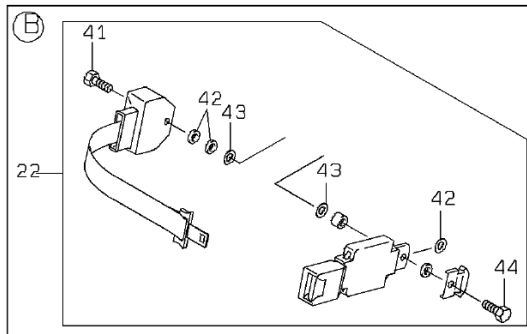
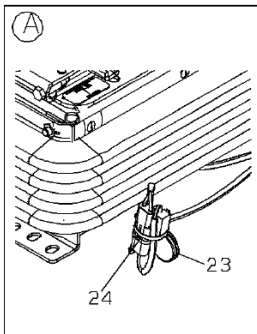
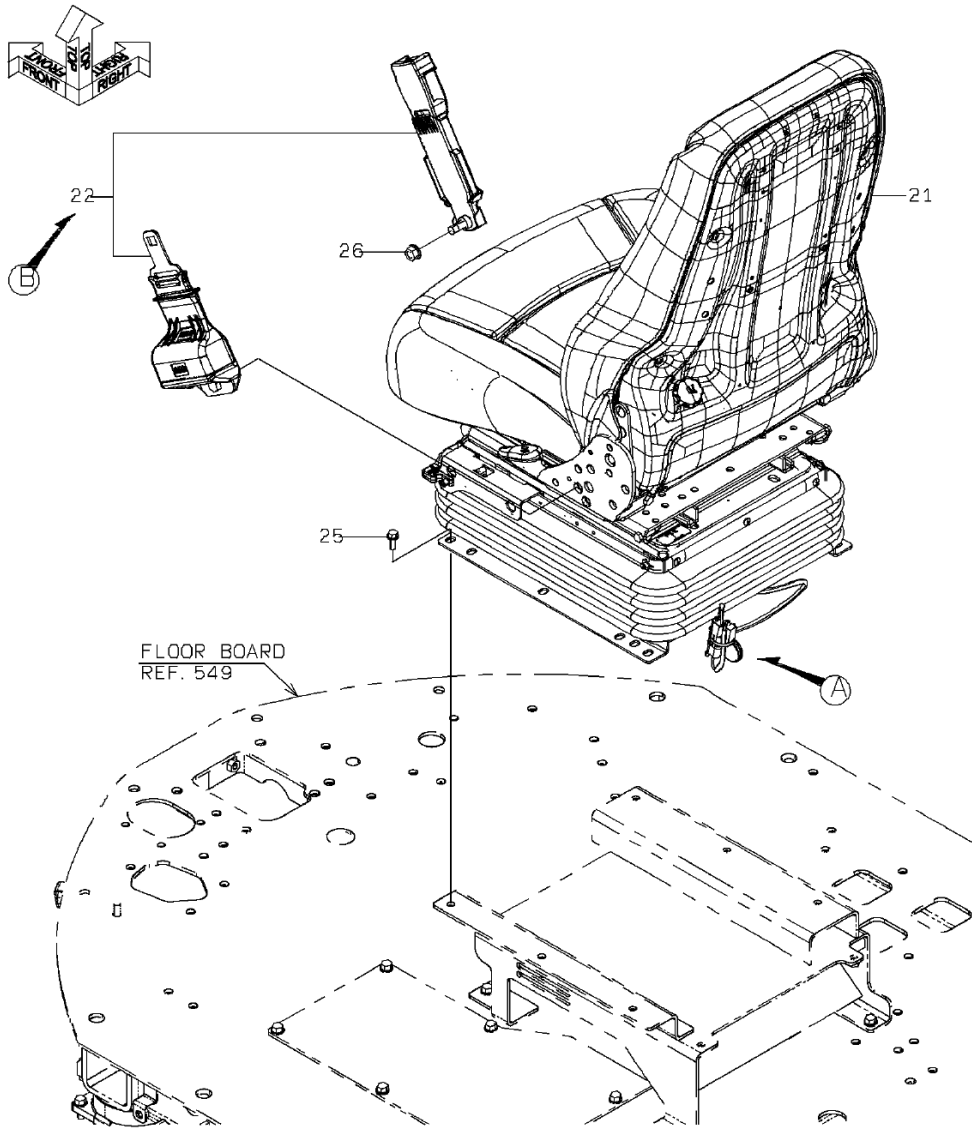


1-B

SEAT BASE

SYM- BOL	PART NUMBER	PART NAME	UNIT Q,TY	SERIAL		REMARKS							
				(A)	(B)	N	P	D	(A)	(B)	(C)	(D)	REMARKS
21A	35195-21420	STAND,SEAT	1	5001	- 5009								
21B	35195-21500	STAND,SEAT	1	5010	- 5050	B							
21C	35195-21570	STAND,SEAT	1	5051	-	B							
22A	61802-10030	BOLT,FLANGED	4	5001	- 5050								
22B	80102-71030	BOLT,W/WASHER	4	5051	-	A							

AIR SUSPENSION SEAT (SEARS)

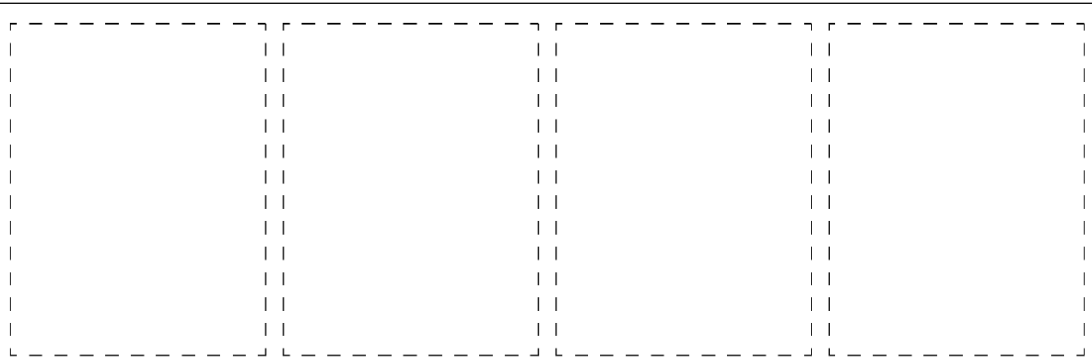
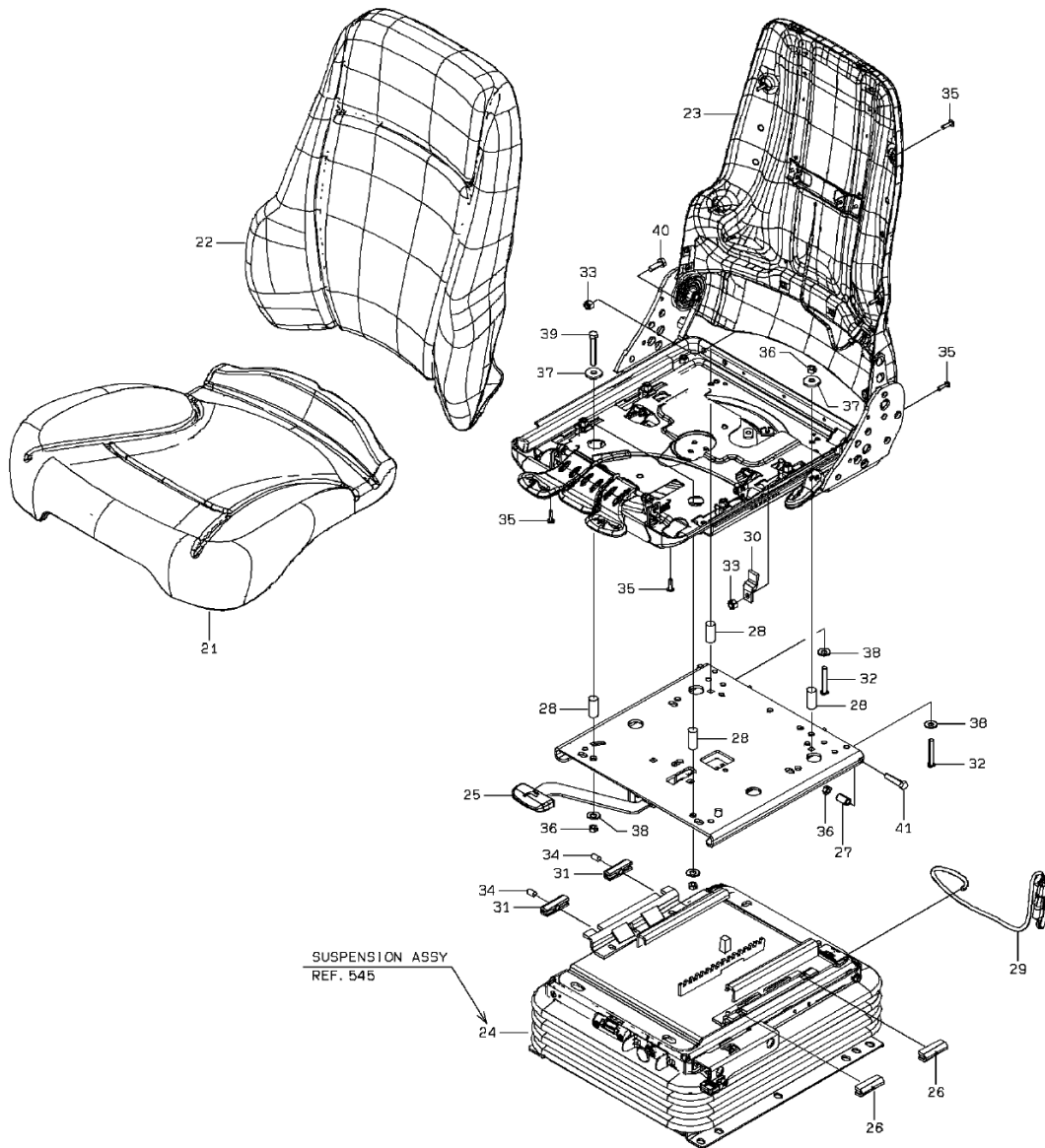


1-A

AIR SUSPENSION SEAT (SEARS)

SYM-BOL	PART NUMBER	PART NAME	UNIT Q,TY	SERIAL		REMARKS						
				(A)	(B)	N	P	D	(A)	(B)	(C)	(D)
21A	33921-60910-7	SEAT ASSY	1	5001	-							
22A	43005-60080-7	BELT,SEAT	1	5001	-				Y01			
23A	41533-20180	PLUG,ELASTIC	1	5001	-							
24A	32925-20010	CLAMP,CABLE	1	5001	-							
25A	61802-08020	BOLT,FLANGED	6	5001	-							
26A	62480-21121	NUT,FLANGED	1	5001	-							
41A	43900-74570-7	BOLT	1	5001	-				01			
42A	46011-70630-7	WASHER,PLANE	3	5001	-				01			
43A	44950-70760-7	RETAINER	2	5001	-				01			
44A	43900-74580-7	BOLT	1	5001	-				01			

SEAT (AIR SUSPENSION)(SEARS)

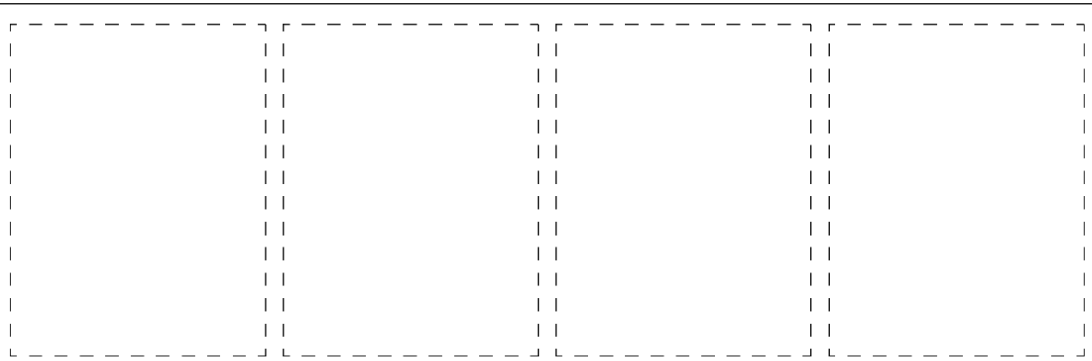
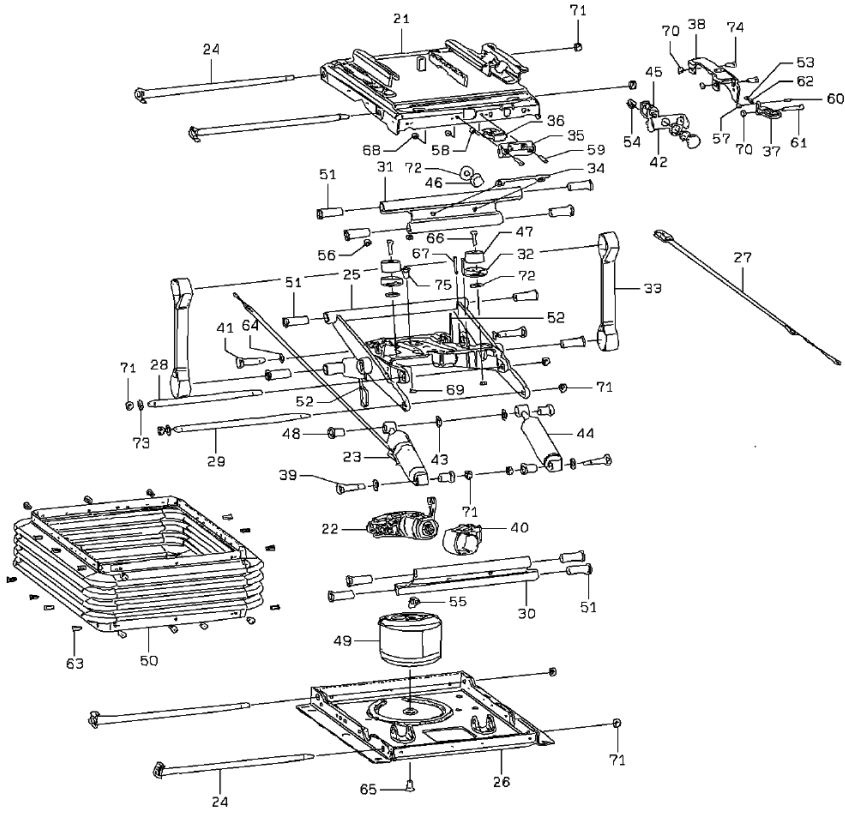


1-B

SEAT (AIR SUSPENSION)(SEARS)

SYM-BOL	PART NUMBER	PART NAME	UNIT Q,TY	SERIAL		REMARKS						
				(A)	(B)	N	P	D	(A)	(B)	(C)	(D)
000A	33921-60910-7	SEAT ASSY	1	5001	-							
21A	33923-70380	SEAT CUSHION	1	5001	-							
22A	33924-70370-7	SEAT BACK	1	5001	-							
23A	33924-70380	SEAT BACK	1	5001	-							
24A	33500-70120	SUSPENSION ASSY	1	5001	-							
25A	35720-70040	SLIDE ASSY	1	5001	-							
26A	41433-70010	BLOCK,SLIDE	2	5001	-							
27A	35700-72080	SPACER	2	5001	-							
28A	35700-72090	SPACER	4	5001	-							
29A	33197-70160-7	HARNESS	1	5001	-							
30A	40900-72410-7	BRACKET	1	5001	-							
31A	41433-70020	BLOCK,SLIDE	2	5001	-							
32A	43900-74400-7	BOLT	2	5001	-							
33A	37600-73130-7	NUT	1	5001	-							
34A	46926-70270	WASHER,LOCK	2	5001	-							
35A	43900-74420-7	BOLT	6	5001	-							
36A	37600-72850-7	NUT	6	5001	-							
37A	46000-71890-7	WASHER	4	5001	-							
38A	46000-71900-7	WASHER	4	5001	-							
39A	43900-74730	BOLT	2	5001	-							
40A	43900-74870-7	BOLT	1	5001	-							
41A	43900-74740	BOLT	2	5001	-							

AIR SUSPENSION (SEARS)

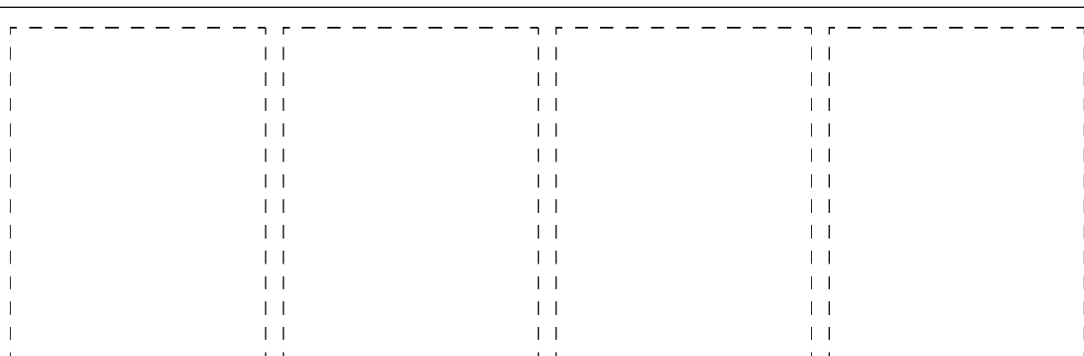
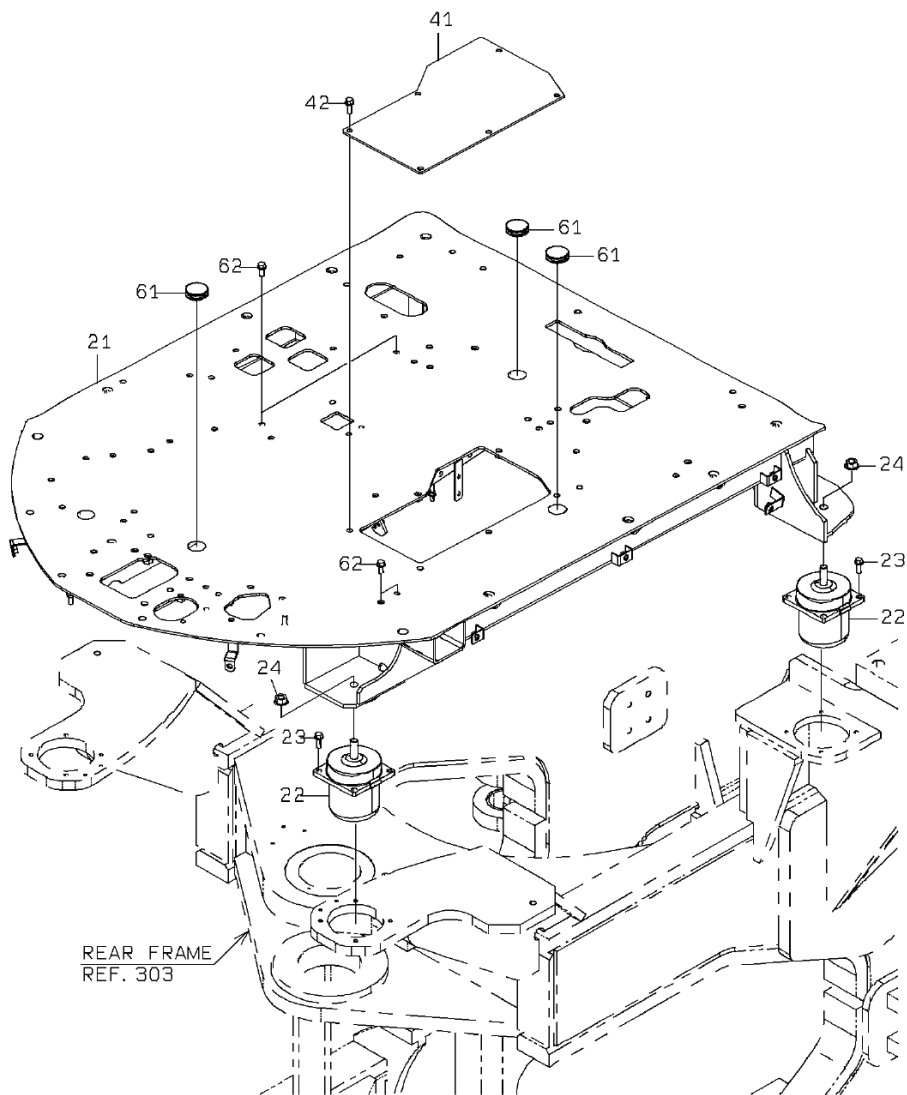


1-A

AIR SUSPENSION (SEARS)

SYM-BOL	PART NUMBER	PART NAME	UNIT Q,TY	SERIAL			REMARKS						
				(A)	-	(B)	N	P	D	(A)	(B)	(C)	(D)
000A	33500-70120	SUSPENSION ASSY	1	5001	-								
21A	37900-70960	HOUSING	1	5001	-								
22A	33470-70120	COMPRESSOR ASSY	1	5001	-								
23A	34750-70020	SHOCK ABSORBER	1	5001	-								
24A	34500-70870	SHAFT	4	5001	-								
25A	30021-70030	ARM ASSY	1	5001	-								
26A	37904-70160	HOUSING ASSY	1	5001	-								
27A	33197-70150	HARNES	1	5001	-								
28A	34500-70880	SHAFT	1	5001	-								
29A	34500-70920	SHAFT	1	5001	-								
30A	45110-70240	LINK	1	5001	-								
31A	45110-70250	LINK	1	5001	-								
32A	44950-70750	RETAINER	2	5001	-								
33A	43000-70120	BELT	2	5001	-								
34A	45870-70790	ROD	1	5001	-								
35A	37900-70970	HOUSING	1	5001	-								
36A	30020-70320	ARM	1	5001	-								
37A	37810-70710	KNOB	1	5001	-								
38A	40902-70060	BRACKET	1	5001	-								
39A	43900-74550	BOLT	2	5001	-								
40A	32920-71030	CLAMP	1	5001	-								
41A	43900-74560	BOLT	2	5001	-								
42A	40902-70070	BRACKET	1	5001	-								
43A	46000-71950	WASHER	4	5001	-								
44A	34750-70030-7	SHOCK ABSORBER	1	5001	-								
45A	38510-71320-7	VALVE	1	5001	-								
46A	38691-70050	BUMPER	1	5001	-								
47A	38691-70060-7	BUMPER	2	5001	-								
48A	48971-70150	BEARING	4	5001	-								
49A	36505-70130-7	DAMPER ASSY	1	5001	-								
50A	40790-70650	BOOT	1	5001	-								
51A	36700-70440-7	TUBE	12	5001	-								
52A	32925-70010-7	CLAMP,CABLE	2	5001	-								
53A	42001-70580	BEARING,BALL	1	5001	-								
54A	38900-70280	FITTING	1	5001	-								
55A	30960-70330	ELBOW	1	5001	-								
56A	37600-72900	NUT	2	5001	-								
57A	37600-72910	NUT	1	5001	-								
58A	37600-72920	NUT	2	5001	-								
59A	43956-71480	BOLT,SOCKET	2	5001	-								
60A	43956-71490	BOLT,SOCKET	1	5001	-								
61A	43956-71500	BOLT,SOCKET	1	5001	-								
62A	35600-78390	SPRING	1	5001	-								
63A	32970-70520	CLIP	26	5001	-								
64A	46926-70280	WASHER,LOCK	2	5001	-								
65A	35100-72350-7	SCREW	1	5001	-								
66A	35100-72360-7	SCREW	2	5001	-								
67A	43963-70190-7	BOLT,FLANGED	2	5001	-								
68A	37600-72930	NUT	1	5001	-								
69A	37600-72940	NUT	2	5001	-								
70A	37600-72950-7	NUT	3	5001	-								
71A	37600-72960-7	NUT	10	5001	-								
72A	46000-71890-7	WASHER	3	5001	-								
73A	46000-71900-7	WASHER	2	5001	-								
74A	43956-71510	BOLT,SOCKET	2	5001	-								
75A	43956-71520-7	BOLT,SOCKET	1	5001	-								

FLOOR BOARD

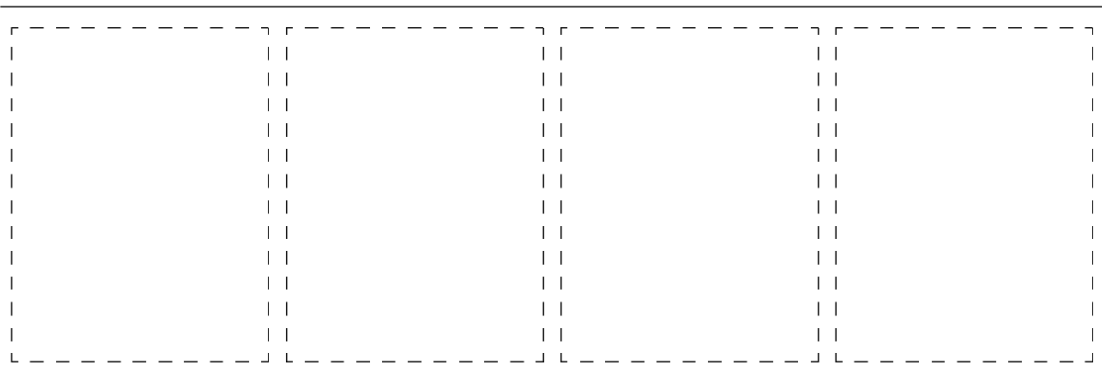
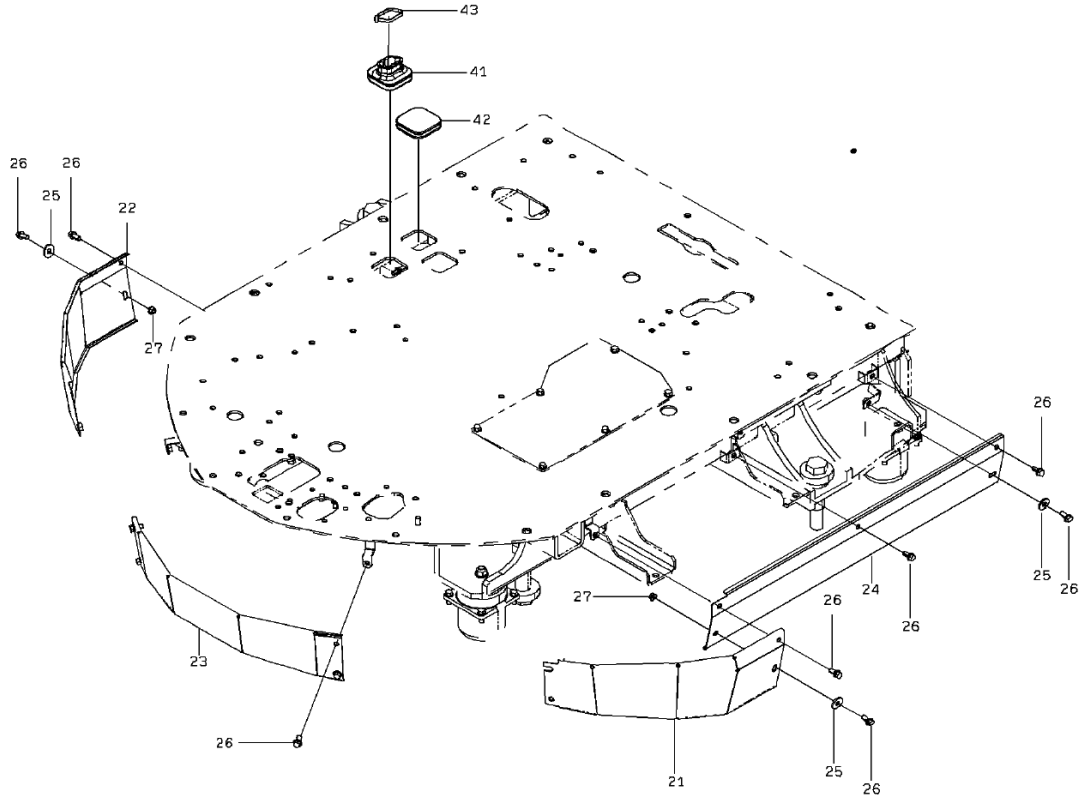


1-A

FLOOR BOARD

SYM-BOL	PART NUMBER	PART NAME	UNIT Q,TY	SERIAL (A) - (B)	REMARKS					
					N	P	D	(A)	(B)	(C)
21A	43712-20740	BOARD ASSY,FLOOR	1	5001 -						
22A	44822-60370	RUBBER,CUSHION	4	5001 -						
23A	61802-10025	BOLT,FLANGED	16	5001 -						
24A	62480-21161	NUT,FLANGED	4	5001 -						
41A	41714-36190	PLATE	1	5001 -						
42A	61802-10025	BOLT,FLANGED	6	5001 -						
61A	40850-20930	BUSHING,ELASTIC	3	5001 -						
62A	61802-10020	BOLT,FLANGED	4	5001 -						

COVER MOUNT

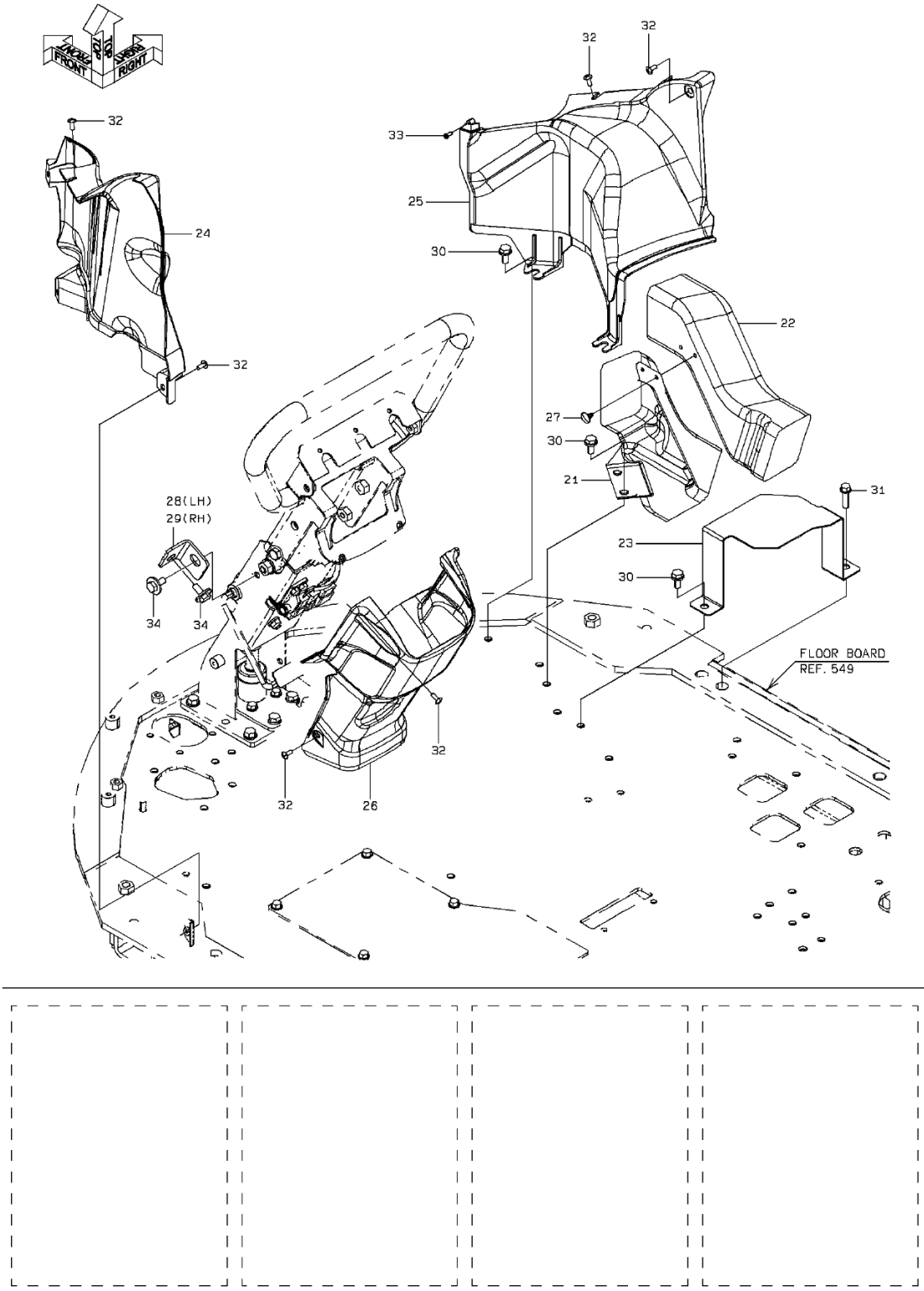


1-A

COVER MOUNT

SYM-BOL	PART NUMBER	PART NAME	UNIT Q,TY	SERIAL (A) - (B)	REMARKS						
					N	P	D	(A)	(B)	(C)	(D)
21A	41753-51030	PLATE	1	5001 -							
22A	41753-51040	PLATE	1	5001 -							
23A	41715-59460	PLATE	1	5001 -							
24A	31206-29760	COVER	1	5001 -							
25A	46011-21300	WASHER,PLANE	3	5001 -							
26A	61802-10020	BOLT,FLANGED	11	5001 -							
27A	62480-21101-7	NUT,FLANGED	1	5001 -							
41A	40850-60200	BUSHING,ELASTIC	1	5001 -							
42A	40850-60130	BUSHING,ELASTIC	1	5001 -							
43A	32923-70100	CLAMP,HOSE	1	5001 -							L=382


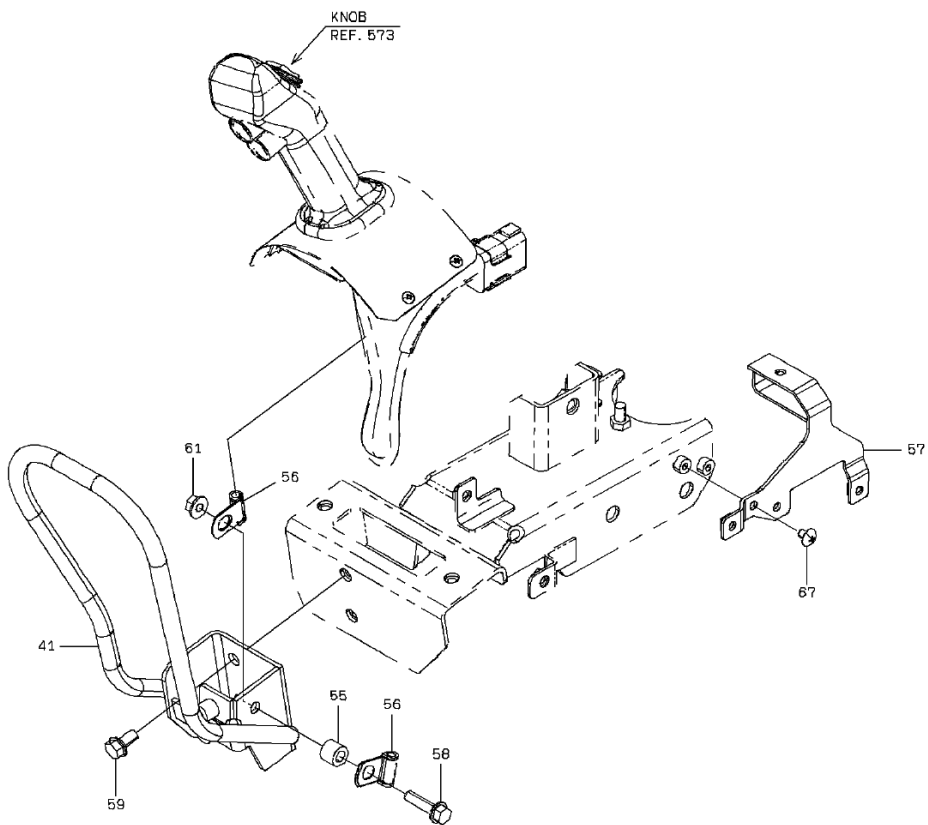
FRONT CONSOLE



FRONT CONSOLE

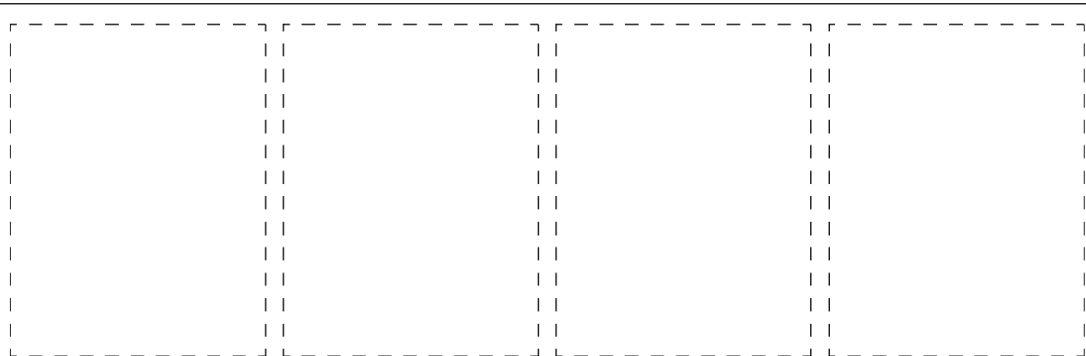
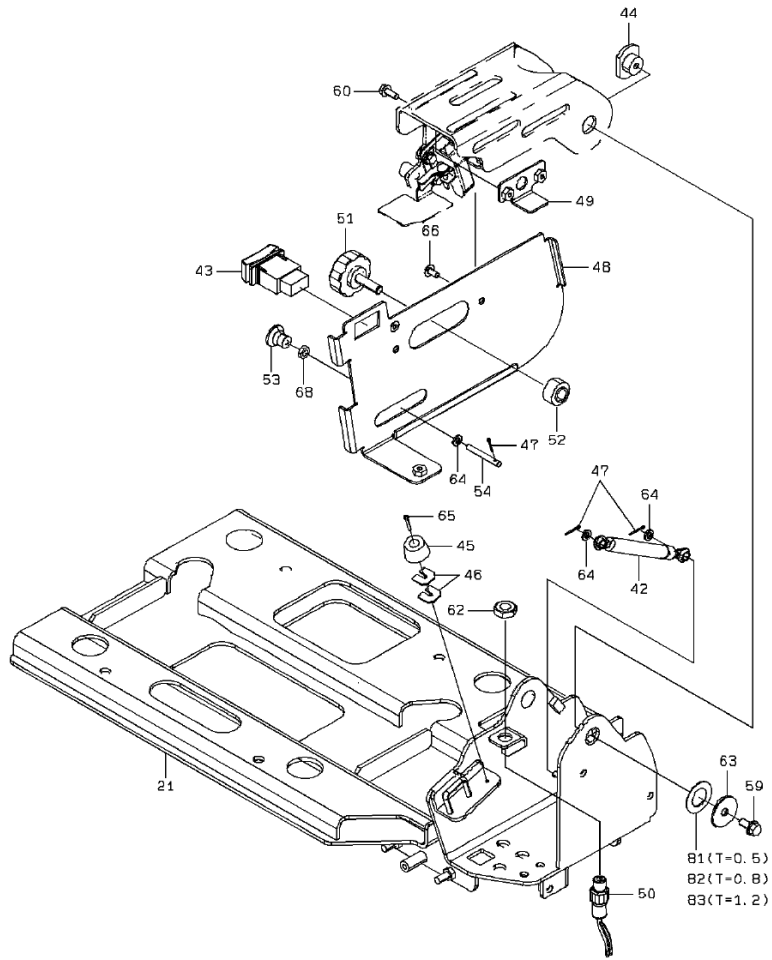
SYM-BOL	PART NUMBER	PART NAME	UNIT Q,TY	SERIAL		REMARKS						
				(A)	(B)	N	P	D	(A)	(B)	(C)	(D)
21A	36430-60320	DUCT	1	5001	-							
22A	36430-60340	DUCT	1	5001	-							
23A	41715-23990	PLATE	1	5001	-							
24A	31273-60030	COVER,SIDE	1	5001	-							
25A	31273-60040	COVER,SIDE	1	5001	-							
26A	31200-60630	COVER	1	5001	-							
27A	32970-20150	CLIP	2	5001	-							
28A	41715-45740	PLATE	1	5001	-							
29A	41715-45750	PLATE	1	5001	-							
30A	43932-20040	BOLT,W/WASHER	5	5001	-							
31A	61802-10035	BOLT,FLANGED	1	5001	-							
32A	35100-20010	SCREW	13	5001	- 5013							
34A	43932-70790	BOLT,W/WASHER	4	5001	- 5013							
32B	80106-50616	SCREW	13	5014	-	A						
33A	35106-20130	SCREW,TAPPING	1	5001	- 5013							
33B	81044-05012	SCREW,TAPPING	1	5014	-	A						
34B	80102-81025	BOLT,W/WASHER	4	5014	-	A						

JOYSTICK STEERING GROUP



1-B

JOYSTICK STEERING GROUP



2-B

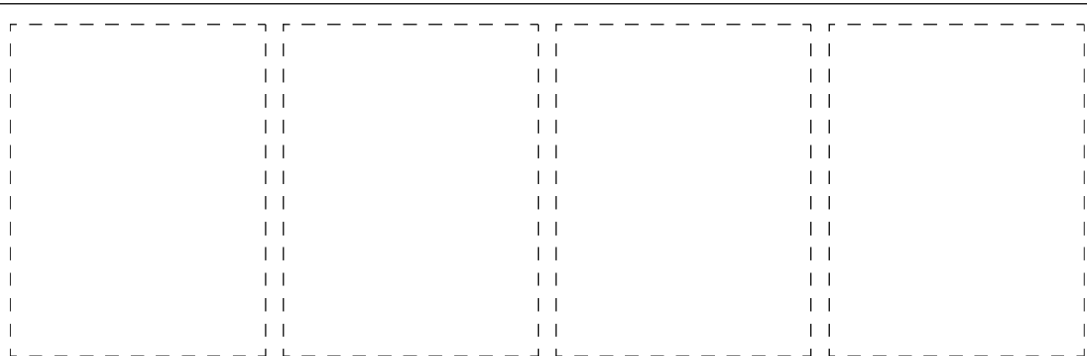
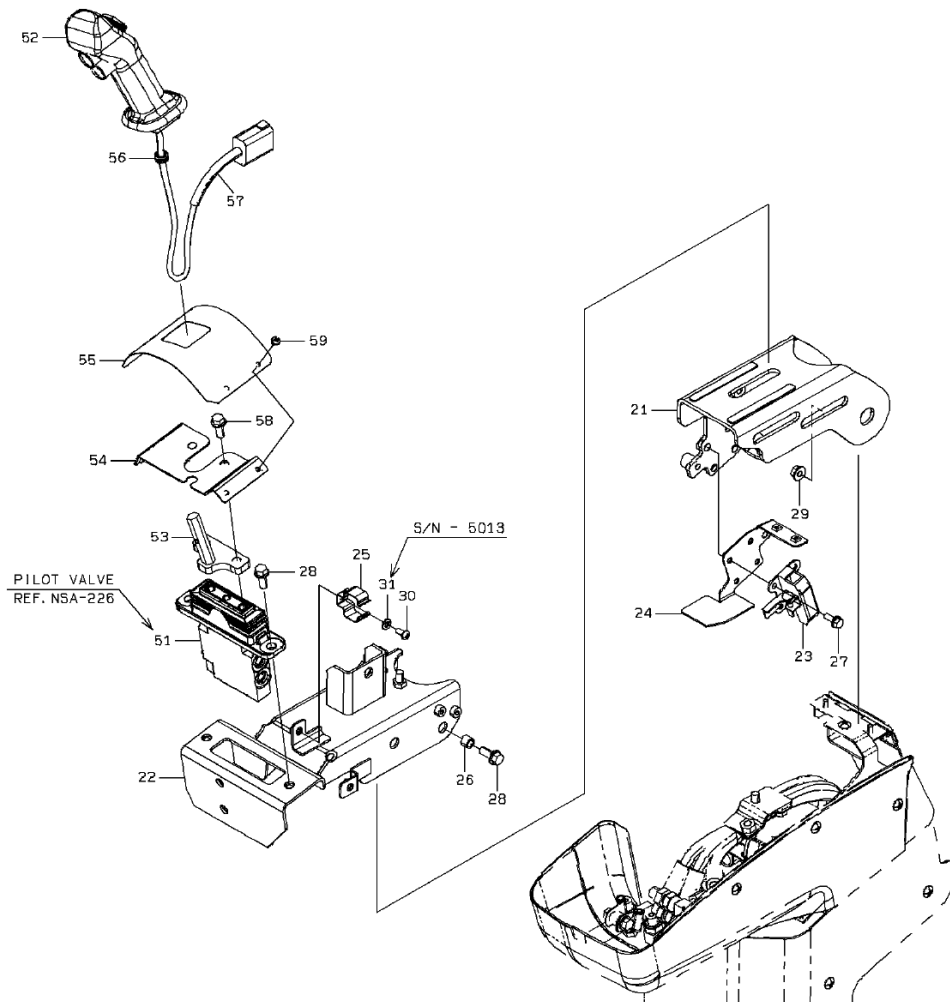
JOYSTICK STEERING GROUP

SYM-BOL	PART NUMBER	PART NAME	UNIT Q,TY	SERIAL		REMARKS						
				(A)	(B)	N	P	D	(A)	(B)	(C)	(D)
21A	40903-29590	BRACKET	1	5001	-							
41A	38130-36860	HANDRAIL	1	5001	-							(38130-36270)
42A	35617-20040	SPRING,GAS	1	5001	-							
43A	35010-61120	SWITCH	1	5001	-							(35010-61070)
44A	40044-22420	PIN,HEAD	2	5001	-							
45A	35440-21640	STOPPER	1	5001	-							
46A	34200-25370	SHIM	2	5001	-							
47A	63002-02016	PIN,SPLIT	3	5001	-							
48A	41754-48430	PLATE	1	5001	-							(41754-45480)
49A	41754-38390	PLATE	1	5001	-							
50A	35057-70010	SWITCH,MICRO	1	5001	-							
51A	37810-60400	KNOB	1	5001	-							
52A	35700-23070	SPACER	1	5001	-							
53A	37810-20460	KNOB	1	5001	-							
54A	45870-30710	ROD	1	5001	-							
55A	43780-44750	BOSS	1	5001	-							
56A	43573-20330	HOLDER,PIPE	2	5001	-							D=6.4
57A	41754-48490	PLATE	1	5001	-							(41754-45040)
58A	61802-08030	BOLT,FLANGED	1	5001	-	5050						
58B	80102-60835	BOLT,W/WASHER	1	5051	-		C					
59A	61802-08016-7	BOLT,FLANGED	4	5001	-	5050						
59B	80102-60820	BOLT,W/WASHER	4	5051	-		C					
60A	61802-06016	BOLT,FLANGED	2	5001	-	5050						
60B	80102-60620	BOLT,W/WASHER	2	5051	-		C					
61A	62480-21081	NUT,FLANGED	1	5001	-							
62A	62403-81142	NUT	1	5001	-							
63A	46011-23180	WASHER,PLANE	2	5001	-							
64A	62701-40061	WASHER,PLANE	3	5001	-	5050						
64B	80015-90106	WASHER,PLANE	3	5051	-		A					
65A	62256-51320	SCREW	1	5001	-	5013						
65B	80106-91320	SCREW	1	5014	-		A					
66A	35100-72470	SCREW	2	5001	-	5013						
66B	80106-50612	SCREW	2	5014	-		A					
67A	35100-20680	SCREW	2	5001	-	5013						
67B	80106-50608	SCREW	2	5014	-		A					
68A	62403-81061	NUT	1	5001	-							
81A	34200-28840	SHIM	2	5001	-							
82A	34200-28850	SHIM	2	5001	-							T=0.8
83A	34200-28860	SHIM	2	5001	-							

MEMO

CONTROL VALVE GROUP (FOR JOYSTICK STEERING)

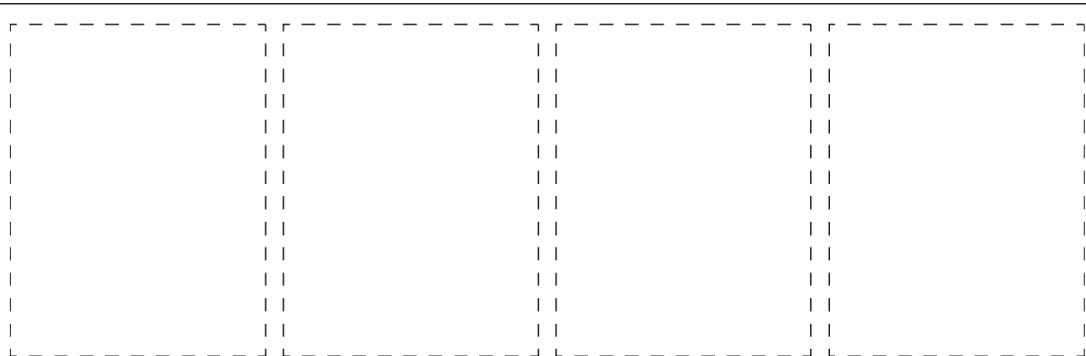
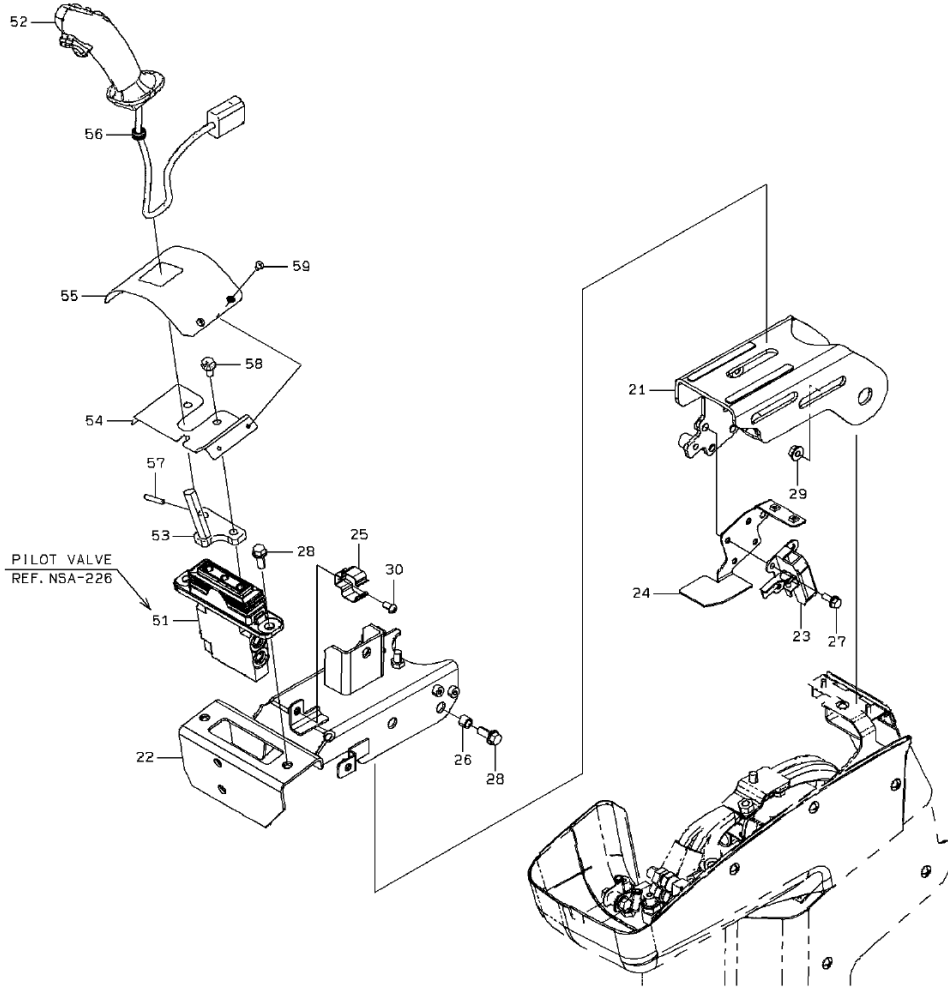
< S/N 5001 - 5050 >



1-B

CONTROL VALVE GROUP (FOR JOYSTICK STEERING)

< S/N 5051 - >



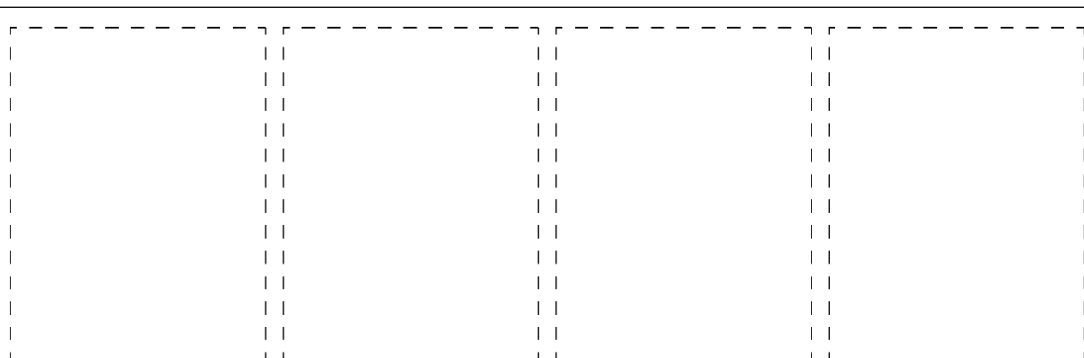
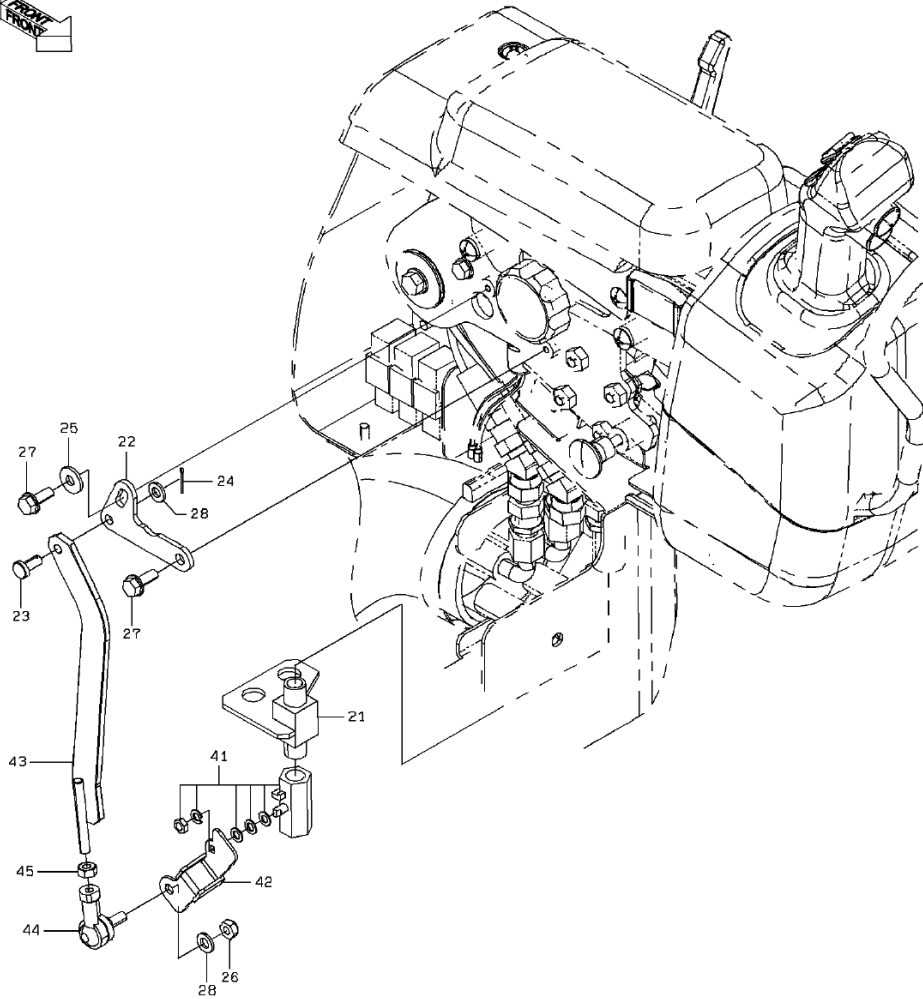
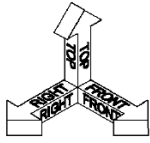
2-A

CONTOROL VALVE GROUP (FOR JOYSTICK STEERING)

SYM-BOL	PART NUMBER	PART NAME	UNIT Q,TY	SERIAL		REMARKS							
				(A)	(B)	N	P	D	(A)	(B)	(C)	(D)	REMARKS
21A	40903-29580	BRACKET	1	5001	- 5007								
21B	40903-30810	BRACKET	1	5008	-								
22A	40903-30600	BRACKET	1	5001	- 5007								(40903-29810)
22B	40903-30820	BRACKET	1	5008	-								
23A	32151-20220	CATCH ASSY	1	5001	-								
24A	41754-48440	PLATE	1	5001	-								(41754-37710)
25A	43571-60060	HOLDER,SPRING	1	5001	-								DT 12 POLE
26A	38721-36690	PIPE	2	5001	-								
27A	61802-06016	BOLT,FLANGED	4	5001	- 5050								
27B	80102-60616	BOLT,W/WASHER	4	5051	-					A			
28A	61802-08020	BOLT,FLANGED	4	5001	- 5050								
28B	80102-60820	BOLT,W/WASHER	4	5051	-					A			
29A	62480-21081	NUT,FLANGED	2	5001	-								
30A	62256-51612	SCREW	1	5001	- 5013								
30B	80106-70612	SCREW	1	5014	-					A			
31A	62721-06100	WASHER,SPRING	1	5001	- 5013						D		
51A	38560-60910	VALVE,PILOT	1	5001	-								REF.NSA-226
52A	37810-60380	KNOB	1	5001	- 5050								
52B	37810-60420	KNOB	1	5051	-					B			
53A	45600-26380	LEVER	1	5001	- 5050								
53B	45600-27090	LEVER	1	5051	-					B			
54A	41754-43660	PLATE	1	5001	- 5050								
54B	41755-28690	PLATE	1	5051	-					B			
55A	41717-46130	PLATE	1	5001	- 5050								
55B	41719-21590	PLATE	1	5051	-					B			
56A	65801-06016	BUSHING,ELASTIC	1	5001	-								
57A	36724-70040	TUBE,CONDUIT	1	5001	- 5050								
57B	63011-05032	PIN,SPRING	1	5051	-					B			
58A	61802-08016-7	BOLT,FLANGED	2	5001	- 5050								
58B	80102-60816	BOLT,W/WASHER	2	5051	-					A			
59A	35100-72890	SCREW	4	5001	- 5013								
59B	80106-50408	SCREW	4	5014	-					A			

MEMO

SAFETY DEVICE GROUP


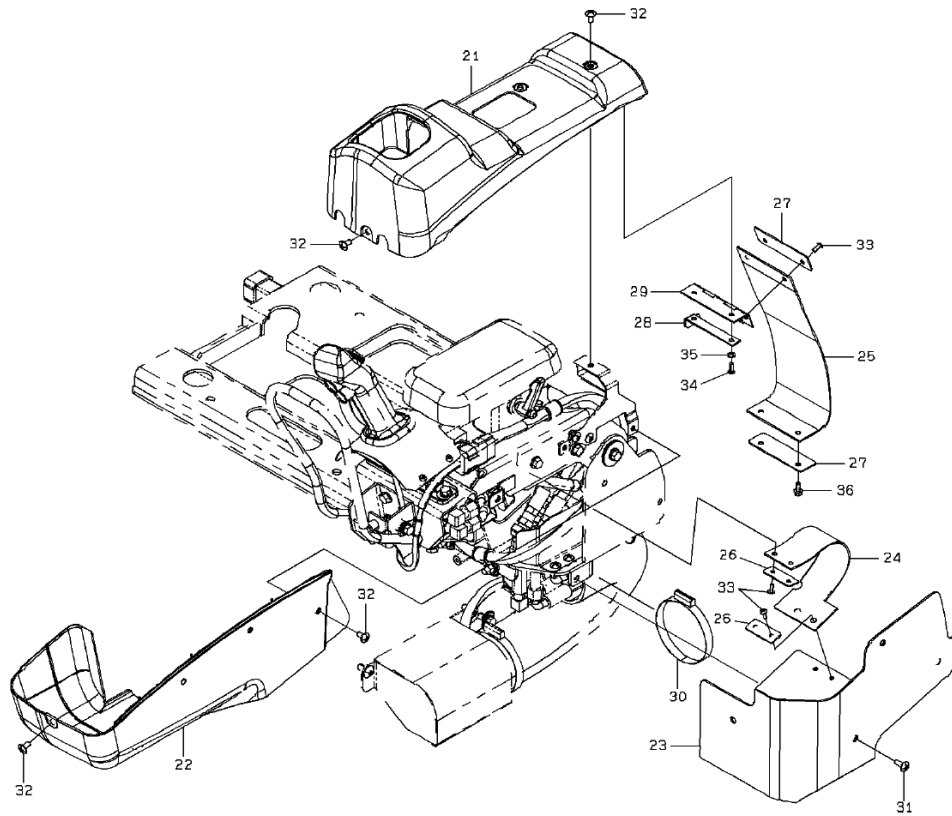


1-A

SAFETY DEVICE GROUP

SYM-BOL	PART NUMBER	PART NAME	UNIT Q,TY	SERIAL (A) - (B)	REMARKS					
					N	P	D	(A)	(B)	(C)
21A	30230-30770	ADAPTER	1	5001 -						
22A	41717-43780	PLATE	1	5001 -						
23A	63055-06014	PIN,HEAD	1	5001 -						
24A	63002-01612	PIN,SPLIT	1	5001 -						
25A	46011-20510	WASHER,PLANE	1	5001 -						
26A	88031-06061	NUT,SELF-LOCKING	1	5001 -						
27A	61802-06016	BOLT,FLANGED	2	5001 -						
28A	62701-40061	WASHER,PLANE	2	5001 -						
41A	38510-60500	VALVE	1	5001 -						
42A	41754-38400	PLATE	1	5001 -						
43A	41754-43730	PLATE	1	5001 -						
44A	34950-20010	JOINT,BALL	1	5001 -						
45A	62401-81061	NUT	1	5001 -						

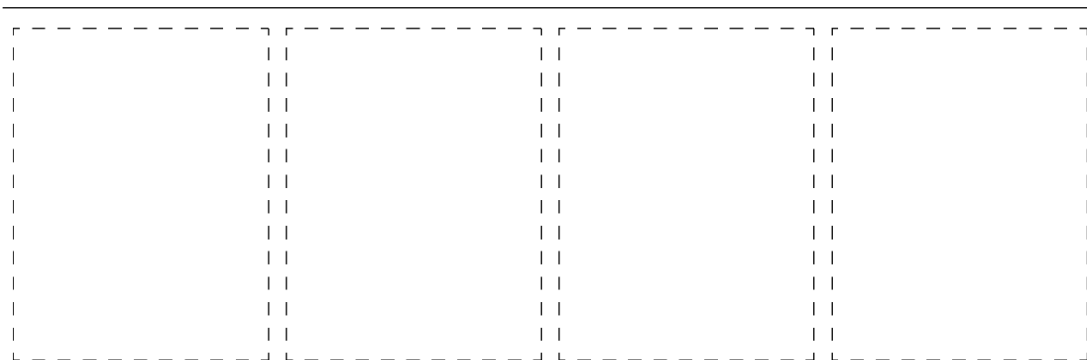
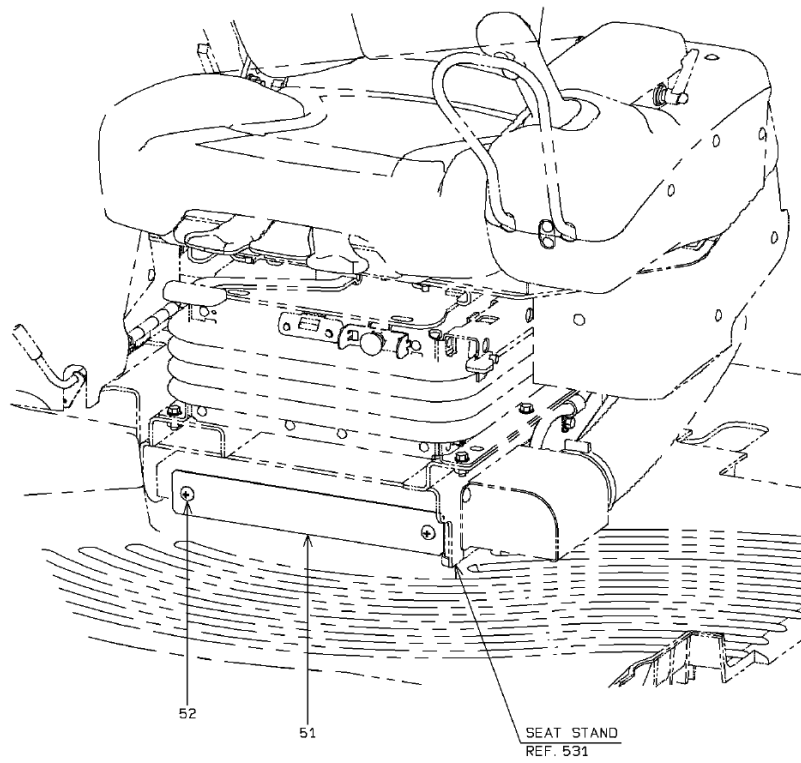
COVER MOUNT (FOR JOYSTICK STEERING)



1-A

COVER MOUNT (FOR JOYSTICK STEERING)

< S/N 5010 - >



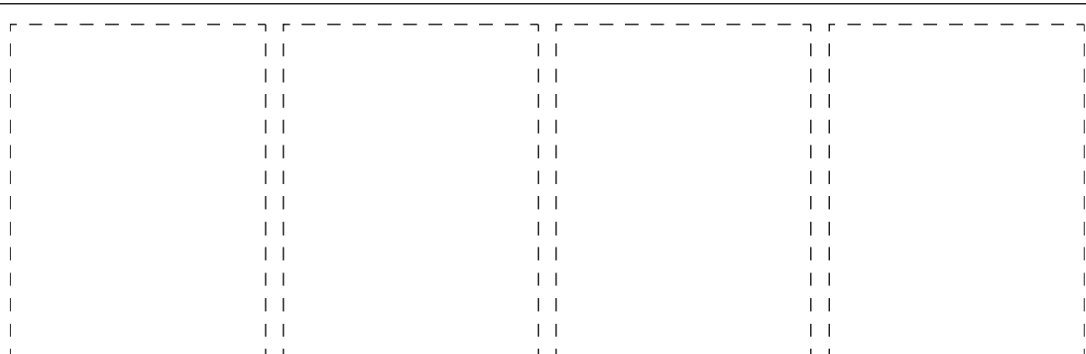
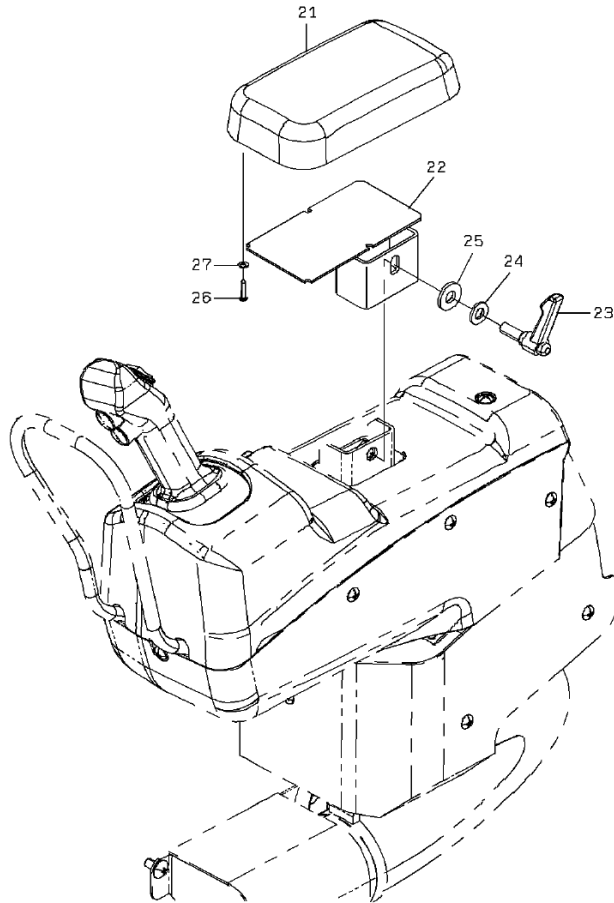
2-A

COVER MOUNT (FOR JOYSTICK STEERING)

SYM-BOL	PART NUMBER	PART NAME	UNIT Q,TY	SERIAL (A) - (B)	REMARKS						
					N	P	D	(A)	(B)	(C)	(D)
21A	31200-45340	COVER	1	5001 -							
22A	31200-45350	COVER	1	5001 -							
23A	31206-30110	COVER	1	5001 - 5009							
23B	31206-30350	COVER	1	5010 -			C				
24A	33713-33610	SHEET,RUBBER	1	5001 -							
25A	33713-33720	SHEET,RUBBER	1	5001 -							
26A	41717-32860	PLATE	2	5001 -							
27A	41717-30880	PLATE	2	5001 -							
28A	41717-48160	PLATE	1	5001 -							
29A	39890-24360	HINGE	1	5001 -							
30A	69002-09800-7	BAND,HOSE	1	5001 -							
31A	35100-20010	SCREW	4	5001 - 5013							
31B	80106-50616	SCREW	4	5014 -	A						
32A	35100-72470	SCREW	9	5001 - 5013							
32B	80106-50612	SCREW	9	5014 -	A						
33A	35100-20290	SCREW	6	5001 - 5013							
33B	80106-50410	SCREW	6	5014 -	A						
34A	35106-20130	SCREW,TAPPING	2	5001 - 5013							
34B	81044-05012	SCREW,TAPPING	2	5014 -	A						
35A	62701-40051	WASHER,PLANE	2	5001 -							
36A	61802-05012	BOLT,FLANGED	2	5001 -							
51A	41717-59080	PLATE	1	5010 -							
52A	35100-72480	SCREW	2	5010 - 5013							
52B	80106-50820	SCREW	2	5014 -	A						

MEMO

ARMREST MOUNT

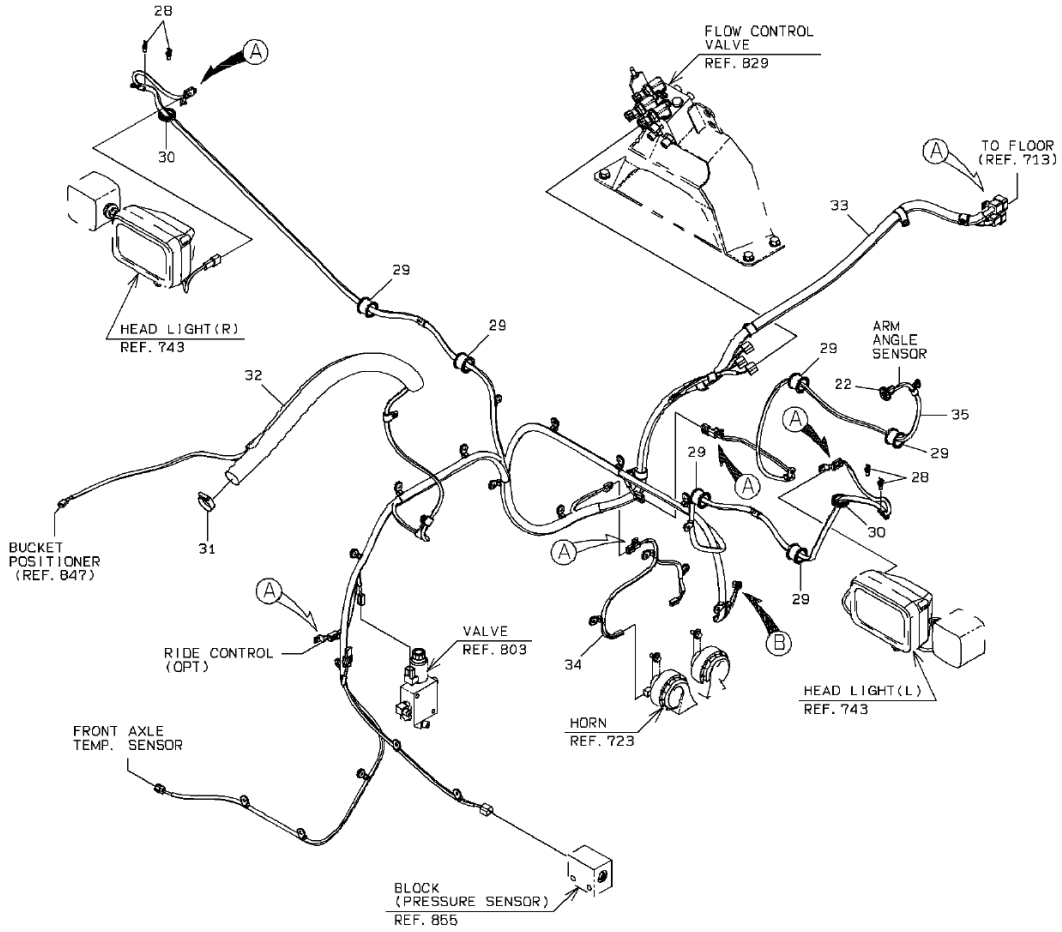


1-A

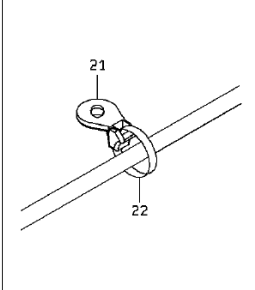
ARMREST MOUNT

SYM-BOL	PART NUMBER	PART NAME	UNIT Q,TY	SERIAL		REMARKS								
				(A)	(B)	N	P	D	(A)	(B)	(C)	(D)	REMARKS	
21A	30062-60050	ARMREST	1	5001	-									
22A	40903-29860	BRACKET	1	5001	-	5007								
22B	40903-30800	BRACKET	1	5008	-		B							
23A	45600-24960	LEVER	1	5001	-									
24A	62710-18101	WASHER,PLANE	1	5001	-									
25A	46011-20190	WASHER,PLANE	1	5001	-									
26A	62261-14020	SCREW,TAPPING	4	5001	-									
27A	62701-20041	WASHER,PLANE	4	5001	-									

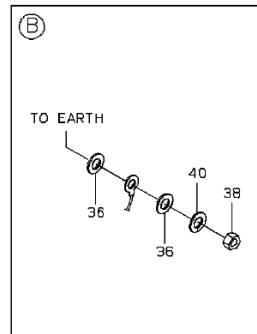
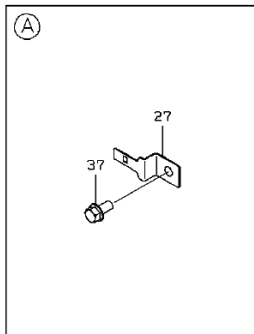
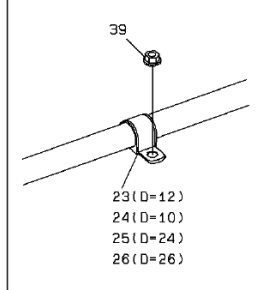
ELECTRICAL WIRING (FRONT)



DETAIL OF HOSE CLAMP



DETAIL OF PIPE HOLDER

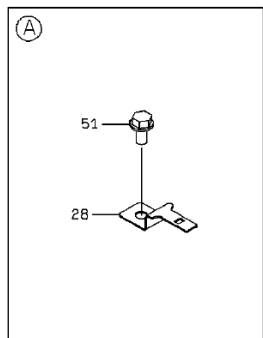
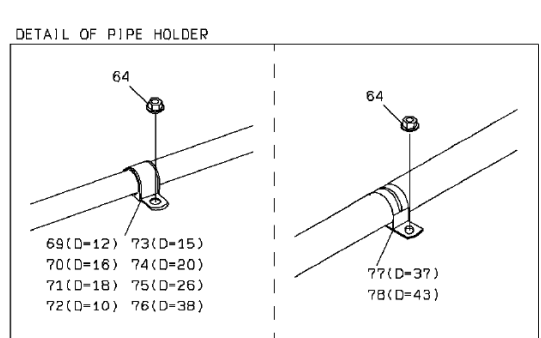
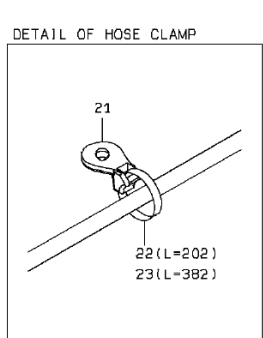
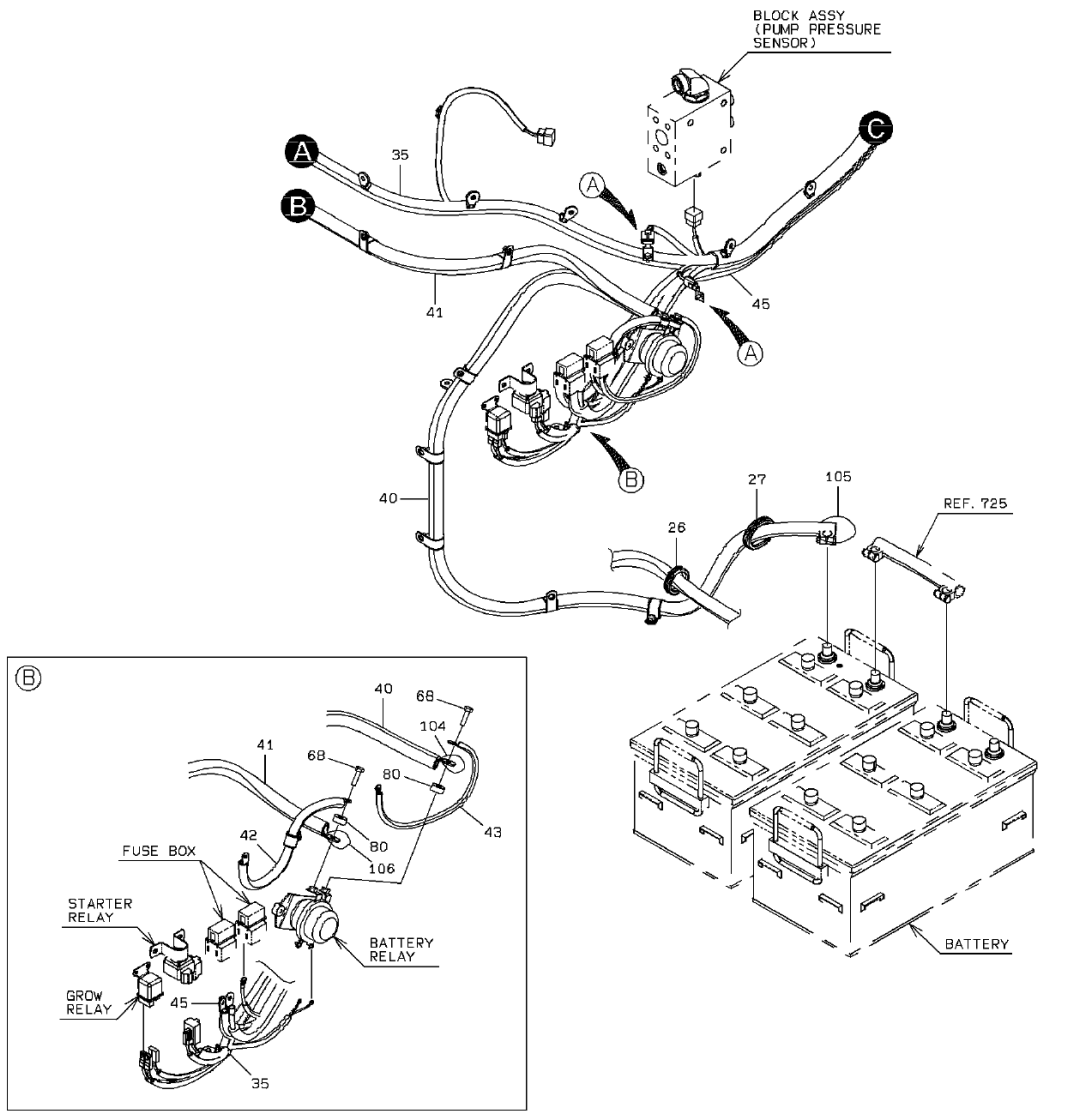


1-B

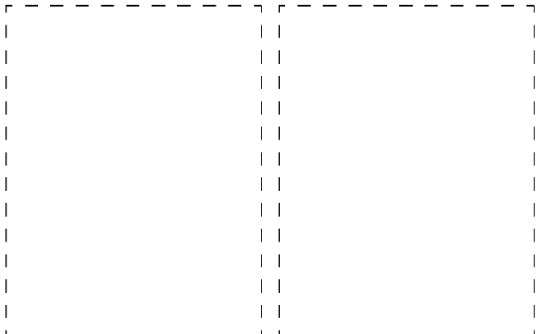
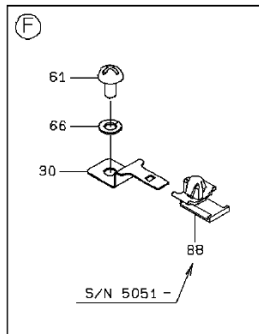
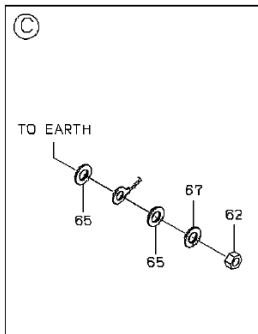
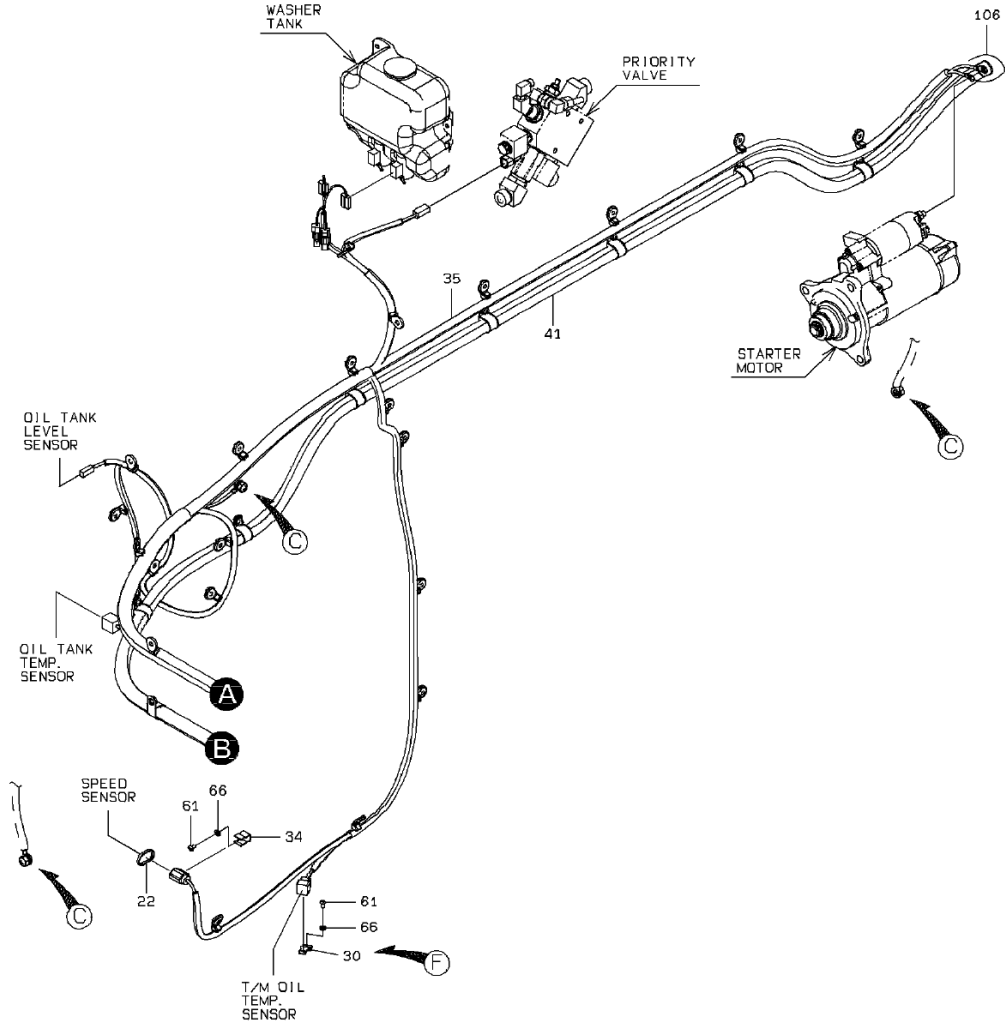
ELECTRICAL WIRING (FRONT)

SYM-BOL	PART NUMBER	PART NAME	UNIT Q,TY	SERIAL		REMARKS						
				(A)	(B)	N	P	D	(A)	(B)	(C)	(D)
21A	32923-70120	CLAMP,HOSE	22	5001	-							FR M8
22A	32923-70090	CLAMP,HOSE	23	5001	-							L=202
23A	43573-20280	HOLDER,PIPE	2	5001	-							D=12
24A	43573-20340	HOLDER,PIPE	5	5001	-							D=10
25A	43573-20520	HOLDER,PIPE	1	5001	-							D=24
26A	43573-20530	HOLDER,PIPE	4	5001	-							D=26
27A	43550-21210	HOLDER	7	5001	-							
28A	32925-20010	CLAMP,CABLE	4	5001	-							
29A	65801-31250	BUSHING,ELASTIC	6	5001	-							
30A	65801-31032	BUSHING,ELASTIC	2	5001	-							
31A	69002-05200-7	BAND,HOSE	1	5001	-							
32A	69081-23000-7	TUBE, SPIRAL	1 M	5001	-							L=800
33A	33194-39340	CABLE ASSY	1	5001	-							FRONT MAIN
34A	33194-40000	CABLE ASSY	1	5001	-							HORN
35A	33194-38270	CABLE ASSY	1	5001	-							ARM ANGLE SENSOR
36A	46011-21650	WASHER,PLANE	2	5001	-							
37A	61802-06010	BOLT,FLANGED	7	5001	-							
38A	62401-81101	NUT	1	5001	-							
39A	62480-21081	NUT,FLANGED	12	5001	-							
40A	62721-10100	WASHER,SPRING	1	5001	-							

ELECTRICAL WIRING (REAR)

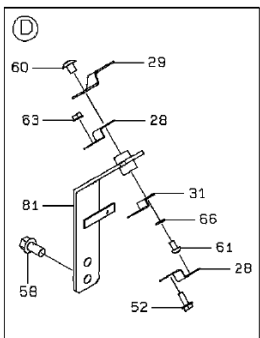
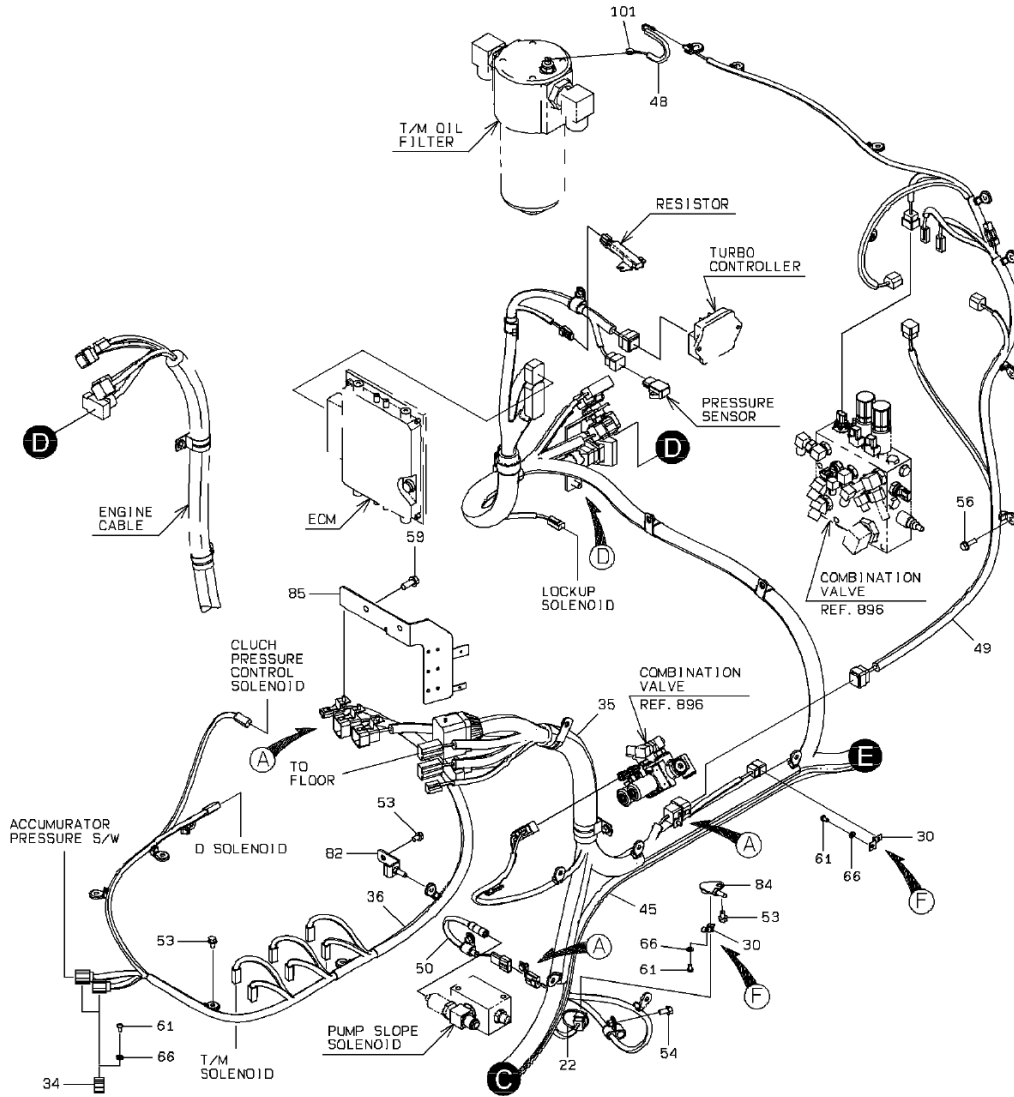


ELECTRICAL WIRING (REAR)

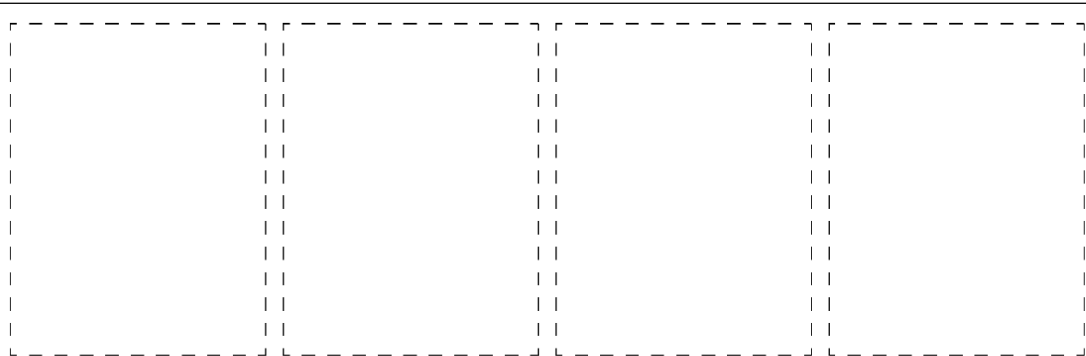
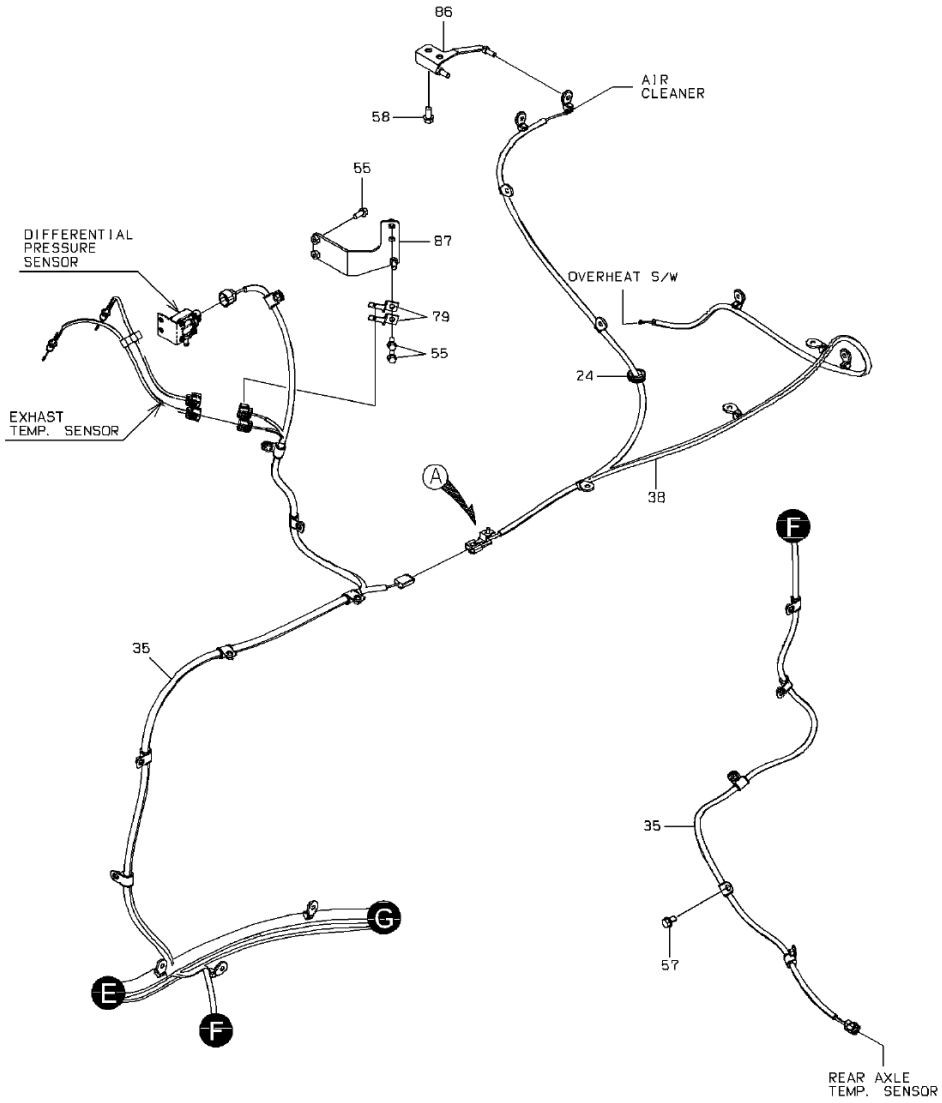


2-B

ELECTRICAL WIRING (REAR)


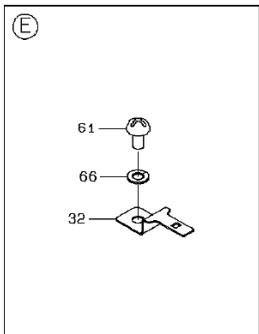
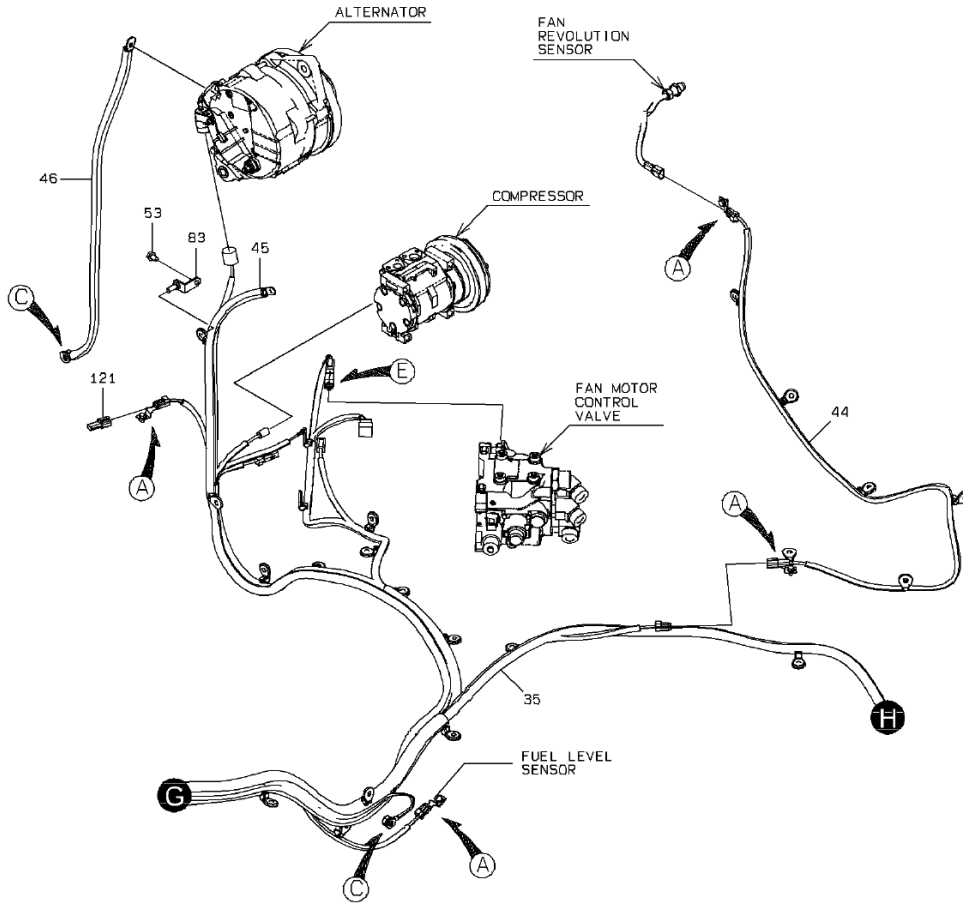


ELECTRICAL WIRING (REAR)

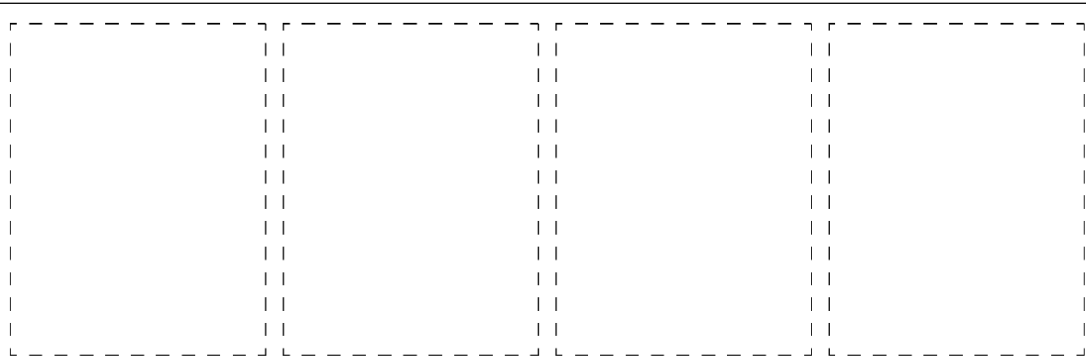
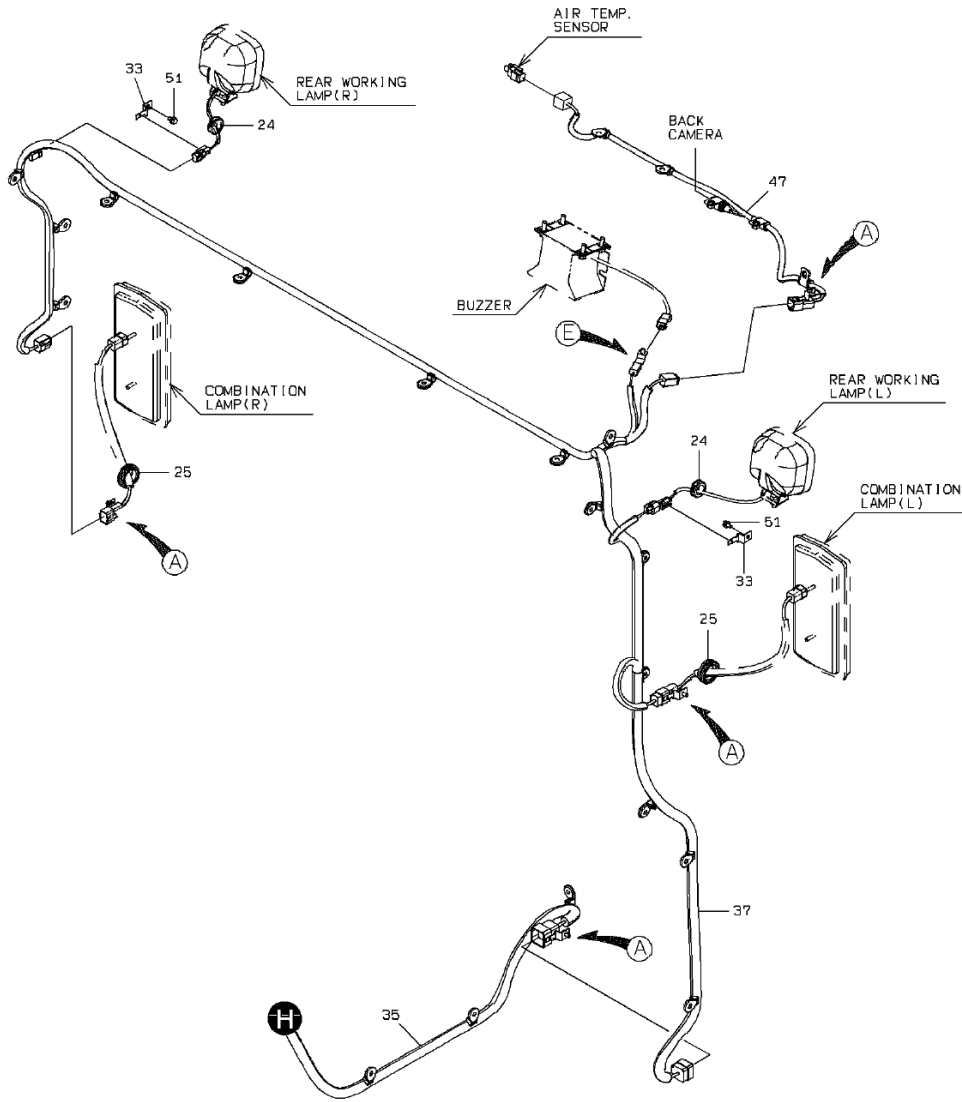


4-A

ELECTRICAL WIRING (REAR)



ELECTRICAL WIRING (REAR)



6-A

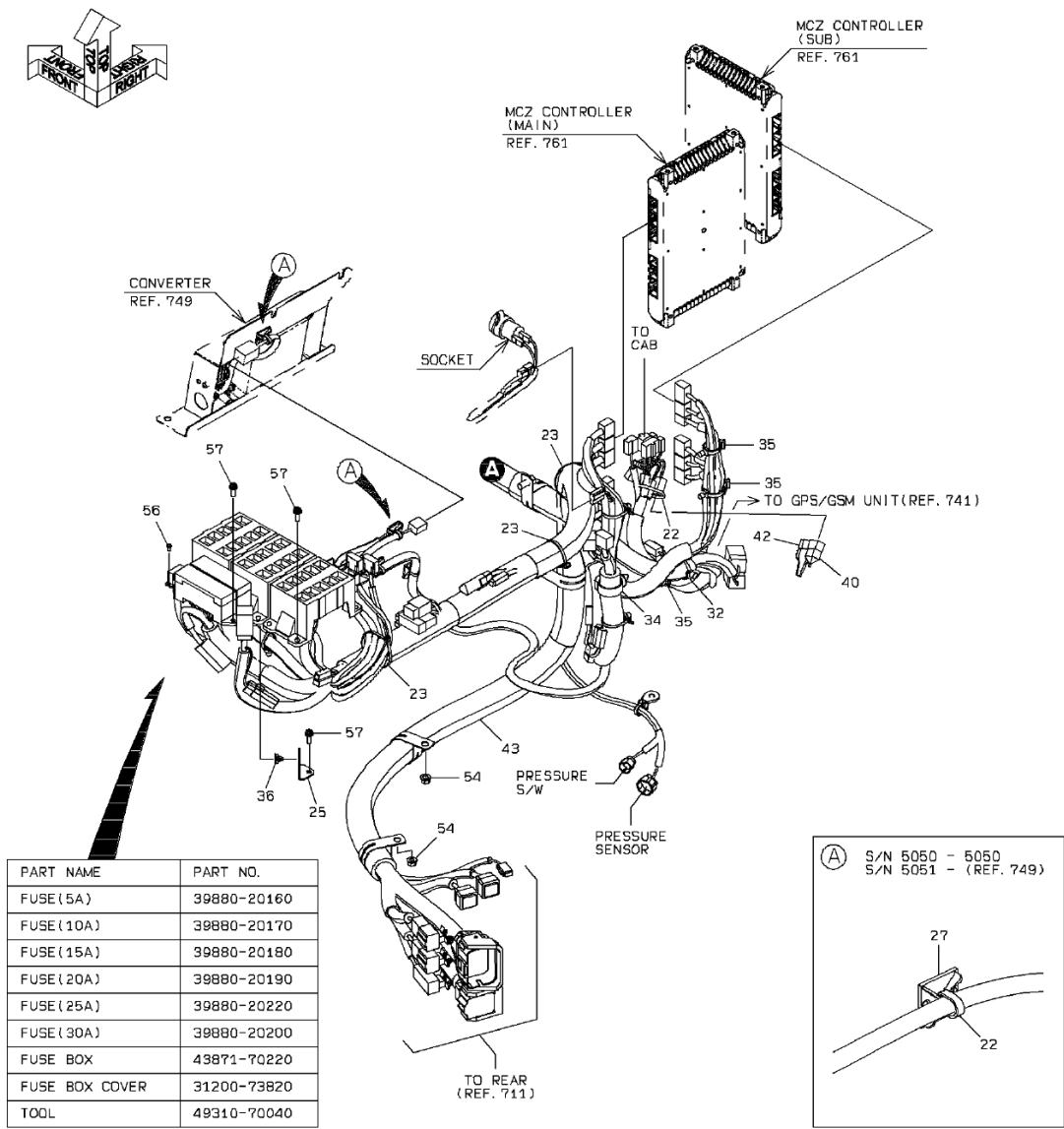
ELECTRICAL WIRING (REAR)

SYM-BOL	PART NUMBER	PART NAME	UNIT Q,TY	SERIAL		REMARKS						
				(A)	(B)	N	P	D	(A)	(B)	(C)	(D)
21A	32923-70120	CLAMP,HOSE	103	5001	-							FR M8
22A	32923-70090	CLAMP,HOSE	88	5001	-							L=202
23A	32923-70100	CLAMP,HOSE	17	5001	-							L=382
24A	65801-20032	BUSHING,ELASTIC	3	5001	-							
25A	65801-31032	BUSHING,ELASTIC	2	5001	-							
26A	65801-40032	BUSHING,ELASTIC	1	5001	-							
27A	65801-50032	BUSHING,ELASTIC	1	5001	-							
28A	43550-21210	HOLDER	18	5001	-							
29A	43550-60020	HOLDER	1	5001	-							
30A	43550-21270	HOLDER	3	5001	-	5050						
30B	43550-21480	HOLDER	3	5051	-		C					
31A	43550-20890	HOLDER	1	5001	-							
32A	43550-60100	HOLDER	2	5001	-							DT 2-4 POLE
33A	43550-21260	HOLDER	2	5001	-							
34A	43571-20150	HOLDER,SPRING	3	5001	-							AMP 2-4 POLE
35A	33194-39330	CABLE ASSY	1	5001	-							REAR MAIN
36A	33194-42170	CABLE ASSY	1	5001	-							T/M
37A	33194-39770	CABLE ASSY	1	5001	-							REAR GRILLE
38A	33194-40090	CABLE ASSY	1	5001	-							E/G ROOM 1(AIR CLEAN
40A	33190-47830	CABLE	1	5001	-	5003						BATTERY-BATT. RELAY
40B	33190-48160	CABLE	1	5004	-		C					BATTERY-BATT. RELAY
41A	33190-47820	CABLE	1	5001	-	5003						BATT. RELAY-STARTER
41B	33190-48170	CABLE	1	5004	-		C					BATT. RELAY-STARTER
42A	33190-46220	CABLE	1	5001	-							B. RELAY-FUSIBLE LIN
43A	33190-47750	CABLE	1	5001	-							B. RELAY-FUSIBLE LIN
44A	33194-38340	CABLE ASSY	1	5001	-							FAN REVOLUTION SENSO
45A	33190-47810	CABLE	1	5001	-							ALTERNATOR-FUSIBLE L
46A	33190-47800	CABLE	1	5001	-							ALTERNATOR-GROUND
47A	33194-40190	CABLE ASSY	1	5001	-							R. GRILLE-R. CAMERA
48A	33190-47740	CABLE	1	5001	-							T/M OIL FILTER
49A	33194-43460	CABLE ASSY	1	5001	-							E/G ROOM 2
50A	33194-37800	CABLE ASSY	1	5001	-	5013						PRESSURE LAMP S/W
50B	33194-42700	CABLE ASSY	1	5014	-		B					PRESSURE LAMP S/W
51A	61802-06010	BOLT,FLANGED	18	5001	-							
52A	61802-06016	BOLT,FLANGED	1	5001	-							
53A	61802-08012	BOLT,FLANGED	5	5001	-							
57A	61802-10016	BOLT,FLANGED	1	5001	-							
54A	61802-08016-7	BOLT,FLANGED	1	5001	-							
55A	61802-08020	BOLT,FLANGED	4	5001	-							
56A	61802-08025-7	BOLT,FLANGED	4	5001	-							
58A	61802-10020	BOLT,FLANGED	4	5001	-							
59A	61802-10025	BOLT,FLANGED	2	5001	-							
60A	35100-20860	SCREW	1	5001	-							
61A	62256-51610	SCREW	9	5001	-							
62A	62401-81101	NUT	5	5001	-							
63A	62480-21061	NUT,FLANGED	1	5001	-							
64A	62480-21081	NUT,FLANGED	43	5001	-							
65A	46011-21650	WASHER,PLANE	10	5001	-							
66A	62721-06100	WASHER,SPRING	9	5001	-							
67A	62721-10100	WASHER,SPRING	5	5001	-							
68A	61033-08030	BOLT	2	5001	-							
69A	43573-20280	HOLDER,PIPE	2	5001	-							D=12
70A	43573-20290	HOLDER,PIPE	1	5001	-							D=16
71A	43573-20300	HOLDER,PIPE	2	5001	-							D=18
72A	43573-20340	HOLDER,PIPE	10	5001	-							D=10
73A	43573-20350	HOLDER,PIPE	5	5001	-							D=15
74A	43573-20360	HOLDER,PIPE	2	5001	-							D=20
75A	43573-20530	HOLDER,PIPE	17	5001	-							D=26
76A	43573-20550	HOLDER,PIPE	2	5001	-							D=38
77A	87020-37000	HOLDER,PIPE	2	5001	-							D=37
78A	87020-43000	HOLDER,PIPE	2	5001	-							D=43
79A	50101-04890	HOLDER	2	5001	-							YZ8976028701
80A	35700-22290	SPACER	2	5001	-							
81A	41753-39650	PLATE	1	5001	-							
82A	41753-39660	PLATE	1	5001	-							
83A	41753-30940	PLATE	1	5001	-							

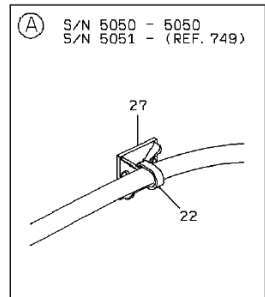
ELECTRICAL WIRING (REAR)

SYM-BOL	PART NUMBER	PART NAME	UNIT Q,TY	SERIAL (A) - (B)	REMARKS					
					N	P	D	(A)	(B)	(C)
84A	41754-42430	PLATE	1	5001 -						
85A	41754-48870	PLATE	1	5001 -						
86A	41754-42450	PLATE	1	5001 -						
87A	41754-42460	PLATE	1	5001 -						
88A	32970-20800	CLIP	3	5051 -						
101A	32215-70100	CAP,TERMINAL	1	5001 -						
104A	32210-70360	CAP	1	5001 -						
105A	32215-20150	CAP,TERMINAL	1	5001 -						
106A	32210-70360	CAP	2	5001 -						
121A	33305-21090	CONNECTOR ASSY	1	5001 -						

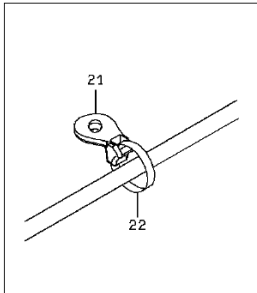
ELECTRICAL WIRING (FLOOR)



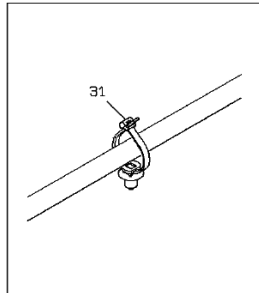
PART NAME	PART NO.
FUSE (5A)	39880-20160
FUSE (10A)	39880-20170
FUSE (15A)	39880-20180
FUSE (20A)	39880-20190
FUSE (25A)	39880-20220
FUSE (30A)	39880-20200
FUSE BOX	43871-70220
FUSE BOX COVER	31200-73820
TOOL	49310-70040



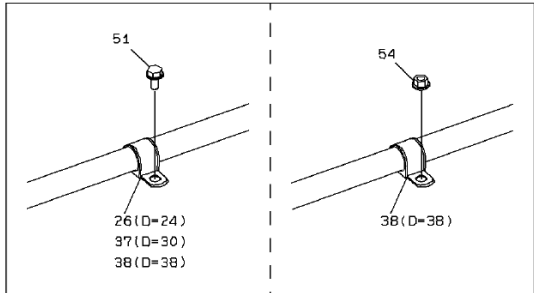
DETAIL OF HOSE CLAMP



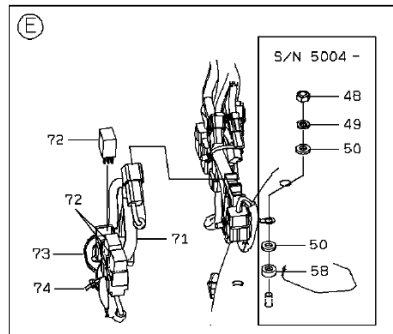
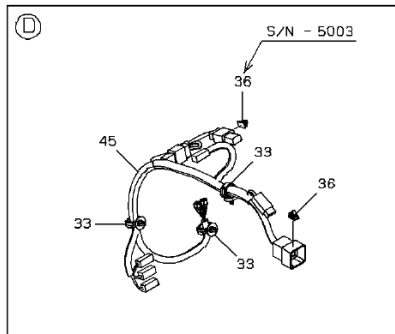
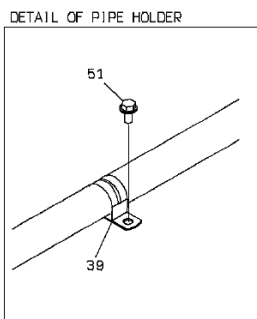
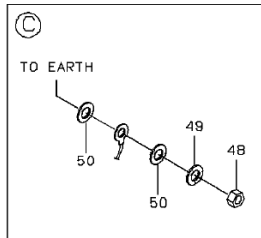
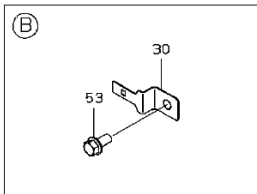
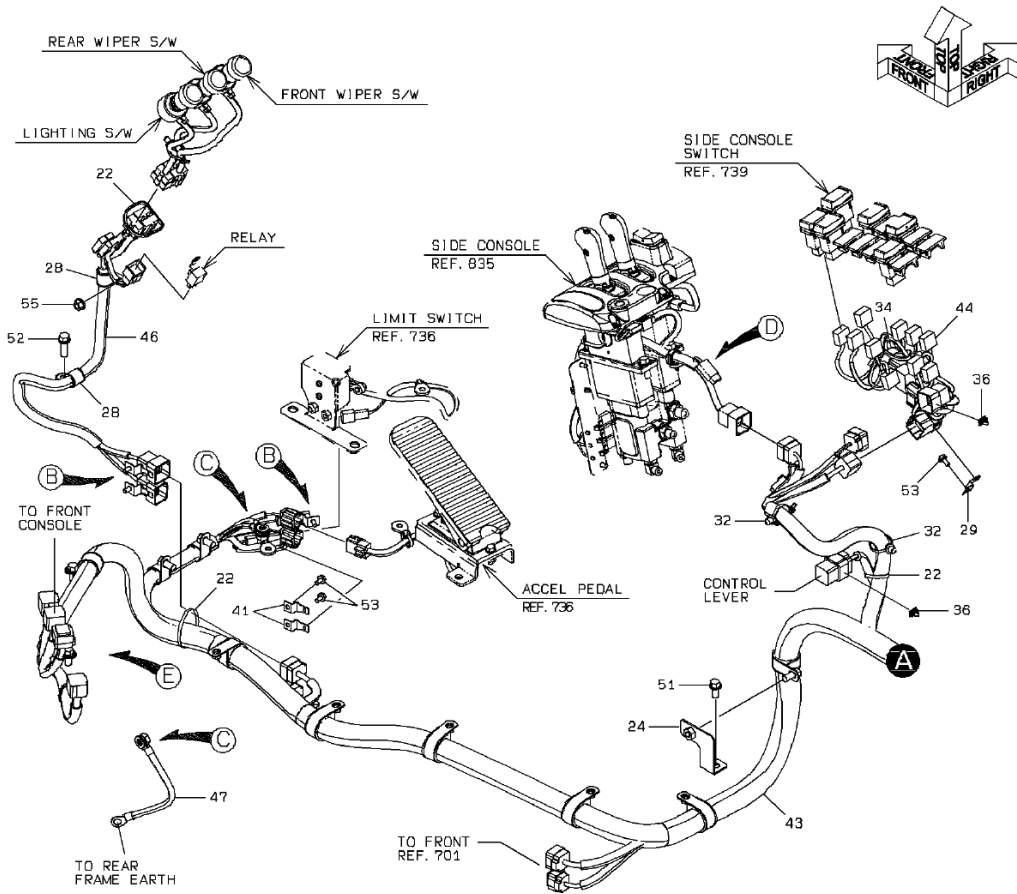
DETAIL OF CABLE CLAMP



DETAIL OF PIPE HOLDER



ELECTRICAL WIRING (FLOOR)



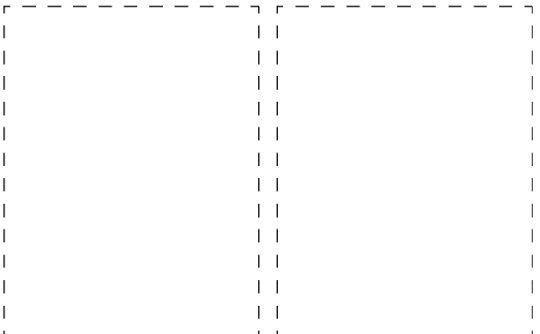
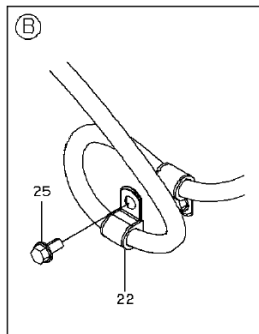
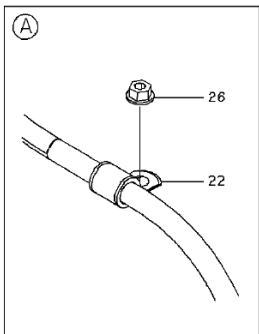
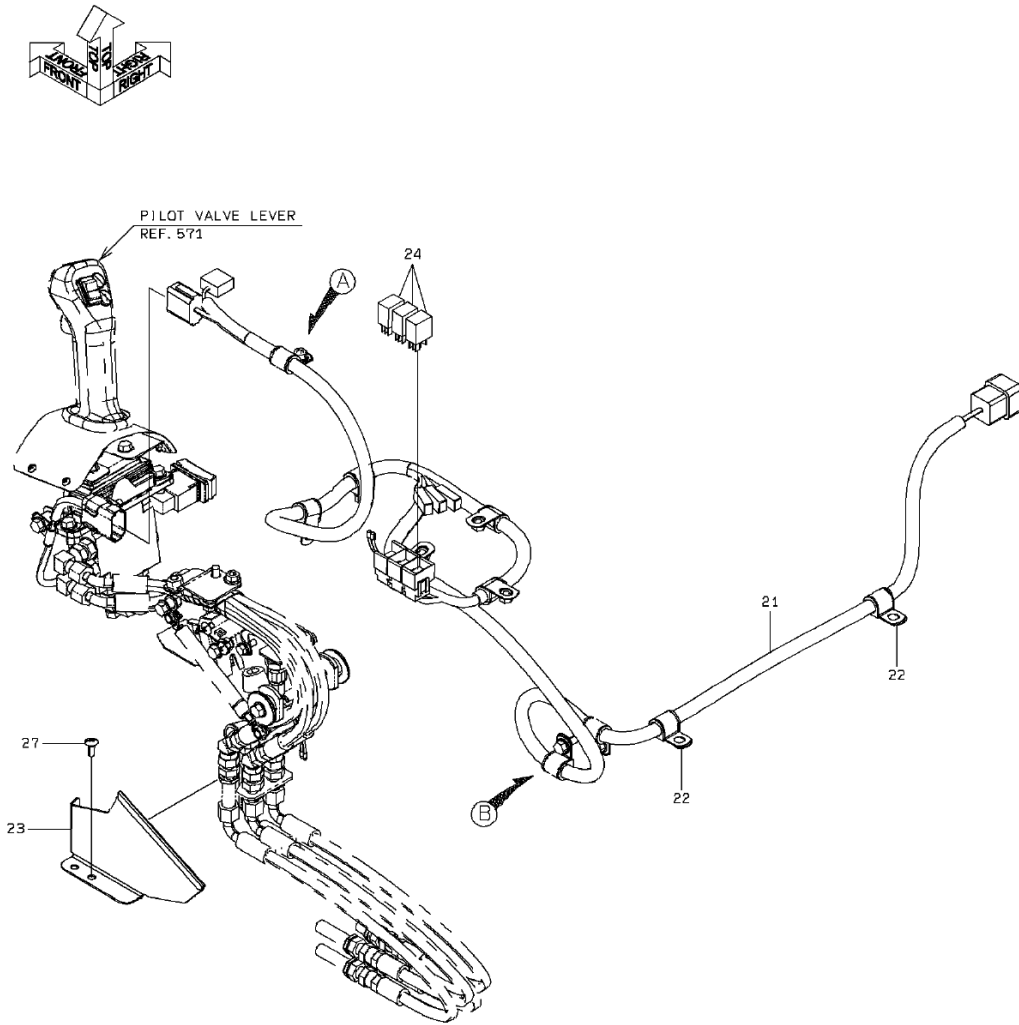
2-B

ELECTRICAL WIRING (FLOOR)

SYM-BOL	PART NUMBER	PART NAME	UNIT Q,TY	SERIAL		REMARKS						
				(A)	(B)	N	P	D	(A)	(B)	(C)	(D)
21A	32923-70120	CLAMP,HOSE	3	5001	-							FR M8
22A	32923-70090	CLAMP,HOSE	12	5001	- 5050							L=202
22B	32923-70090	CLAMP,HOSE	8	5051	-							L=202
23A	32923-70100	CLAMP,HOSE	3	5001	-							L=382
24A	41753-29280-7	PLATE	1	5001	-							
25A	41716-41110-7	PLATE	1	5001	-							
26A	43573-20520	HOLDER,PIPE	2	5001	-							D=24
27A	32923-70190	CLAMP,HOSE	4	5001	- 5050							
28A	43573-20300	HOLDER,PIPE	2	5001	-							D=18
29A	43550-20890	HOLDER	1	5001	-							
30A	43550-21210	HOLDER	5	5001	- 5013							
30B	43550-21210	HOLDER	3	5014	-							
31A	32925-20010	CLAMP,CABLE	6	5001	-							
32A	32925-20020	CLAMP,CABLE	3	5001	-							
33A	32925-20030	CLAMP,CABLE	3	5001	-							
34A	32925-20040	CLAMP,CABLE	2	5001	-							
35A	32925-20050	CLAMP,CABLE	3	5001	-							
36A	32970-20080	CLIP	5	5001	- 5003							
36B	32970-20080	CLIP	4	5004	-							
37A	43573-20370	HOLDER,PIPE	2	5001	-							D=30
38A	43573-20550	HOLDER,PIPE	6	5001	-							D=38
39A	87020-46000	HOLDER,PIPE	4	5001	-							D=46
40A	45531-20290	RESISTOR	1	5001	-							
41A	43550-21270	HOLDER	2	5001	-							
42A	33360-20060	CONDENSER	1	5001	-							
43A	33194-39350	CABLE ASSY	1	5001	- 5013							REAR CONSOLE
43B	33194-42970	CABLE ASSY	1	5014	-							REAR CONSOLE
44A	33194-38350	CABLE ASSY	1	5001	-							SIDE CONSOLE 1
45A	33194-39870	CABLE ASSY	1	5001	-							SIDE CONSOLE 2
46A	33194-39810	CABLE ASSY	1	5001	-							STEERING POST
47A	33190-43820	CABLE	1	5001	-							GROUND
48A	62401-81101	NUT	2	5001	- 5003							
48B	62401-81101	NUT	3	5004	-							
49A	62721-10100	WASHER,SPRING	2	5001	- 5003							
49B	62721-10100	WASHER,SPRING	3	5004	-							
50A	46011-21650	WASHER,PLANE	4	5001	- 5003							
50B	46011-21650	WASHER,PLANE	6	5004	-							
51A	61802-10020	BOLT,FLANGED	8	5001	-							
52A	61802-10030	BOLT,FLANGED	1	5001	-							
53A	61802-06012	BOLT,FLANGED	8	5001	- 5013							
53B	61802-06012	BOLT,FLANGED	6	5014	-							
54A	62480-21081	NUT,FLANGED	7	5001	-							
55A	62480-21101-7	NUT,FLANGED	1	5001	-							
56A	35100-60030	SCREW	2	5001	-							
57A	35100-72440	SCREW	17	5001	- 5013							
57B	80104-60620	SCREW	17	5014	-							
58A	46011-23260	WASHER,PLANE	1	5004	-							
71A	33194-38480	CABLE ASSY	1	5001	-							
72A	45050-60140	RELAY	3	5001	-							
73A	32923-70090	CLAMP,HOSE	1	5001	-							L=202
74A	32925-20010	CLAMP,CABLE	1	5001	-							

MEMO

ELECTRICAL WIRING (CONTROL LEVER)

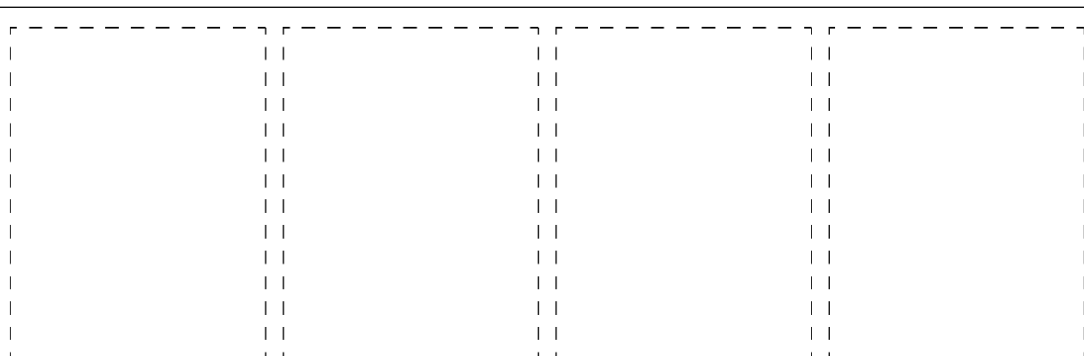
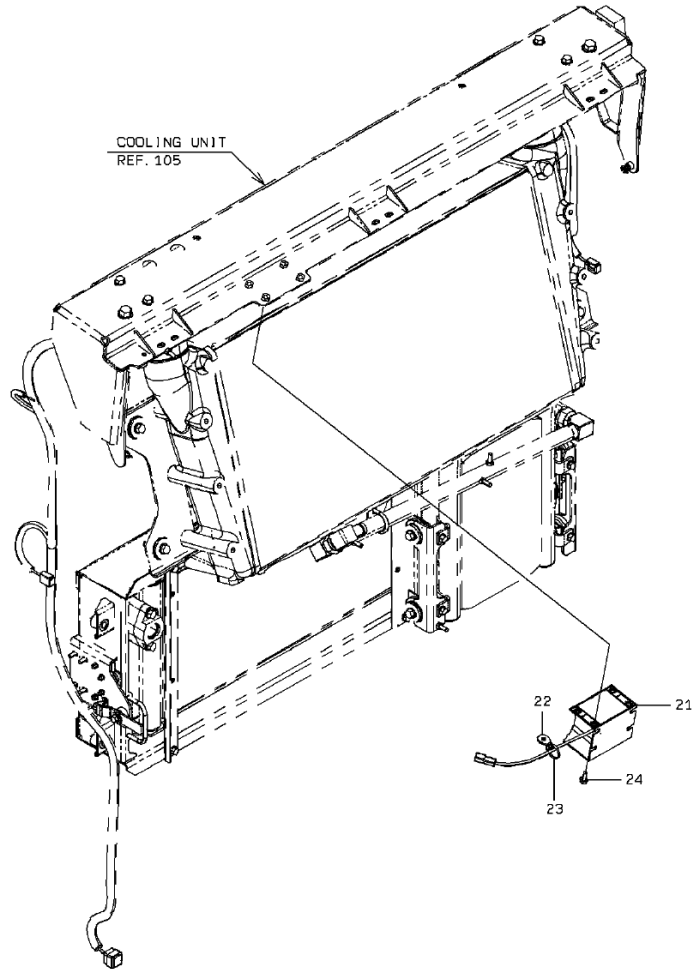



1-B

ELECTRICAL WIRING (CONTROL LEVER)

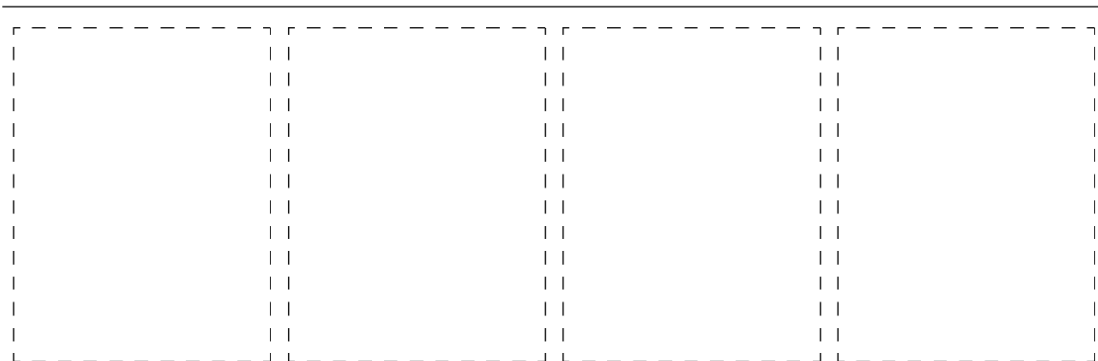
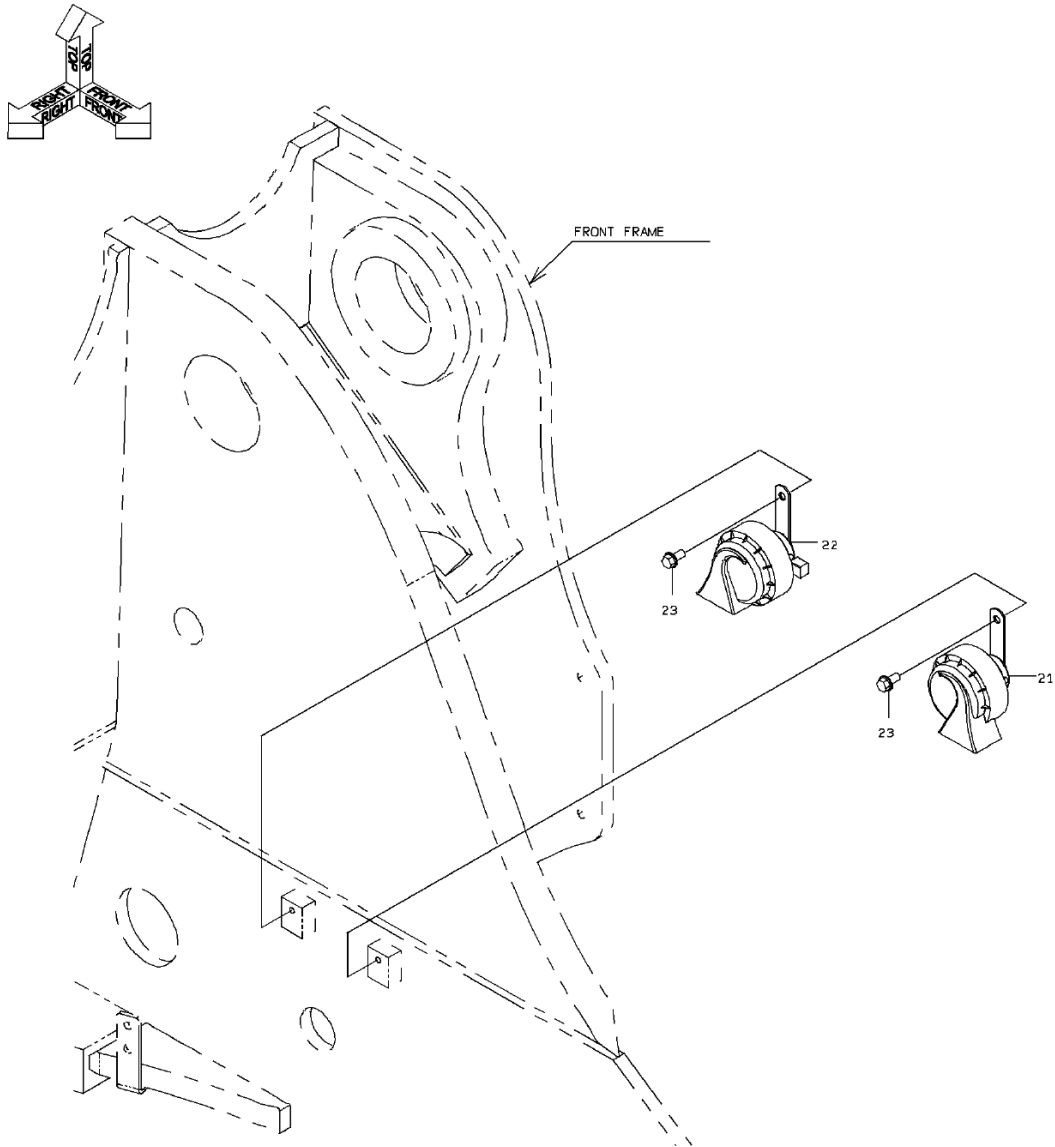
SYM-BOL	PART NUMBER	PART NAME	UNIT Q,TY	SERIAL (A) - (B)	REMARKS				REMARKS
					N	P	D	(A) (B) (C) (D)	
21A	33194-41930	CABLE ASSY	1	5001 -					(33194-39790)
22A	43573-20350	HOLDER,PIPE	10	5001 -					D=15
23A	41717-45000	PLATE	1	5001 -					(41717-44010)
24A	45050-60140	RELAY	3	5001 -					
25A	61802-08016-7	BOLT,FLANGED	2	5001 - 5050					
25B	80102-60816	BOLT,W/WASHER	2	5051 -	A				
26A	62480-21081	NUT,FLANGED	6	5001 -					
27A	35100-20010	SCREW	2	5001 - 5013					
27B	80106-50616	SCREW	2	5014 -	A				

BUZZER MOUNT



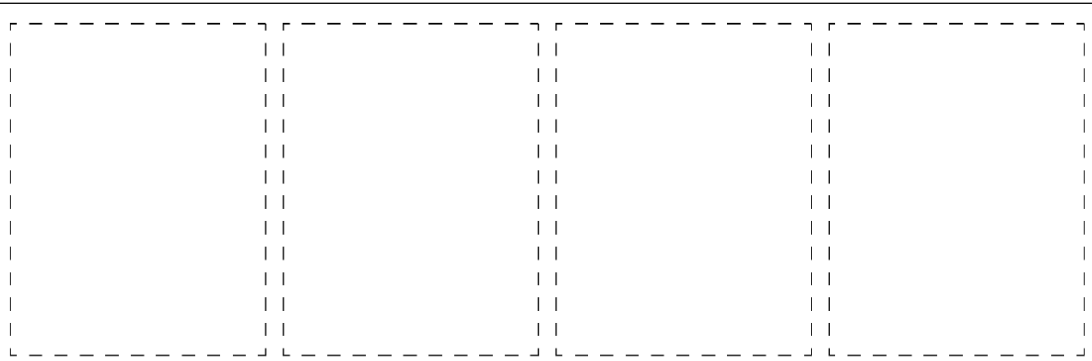
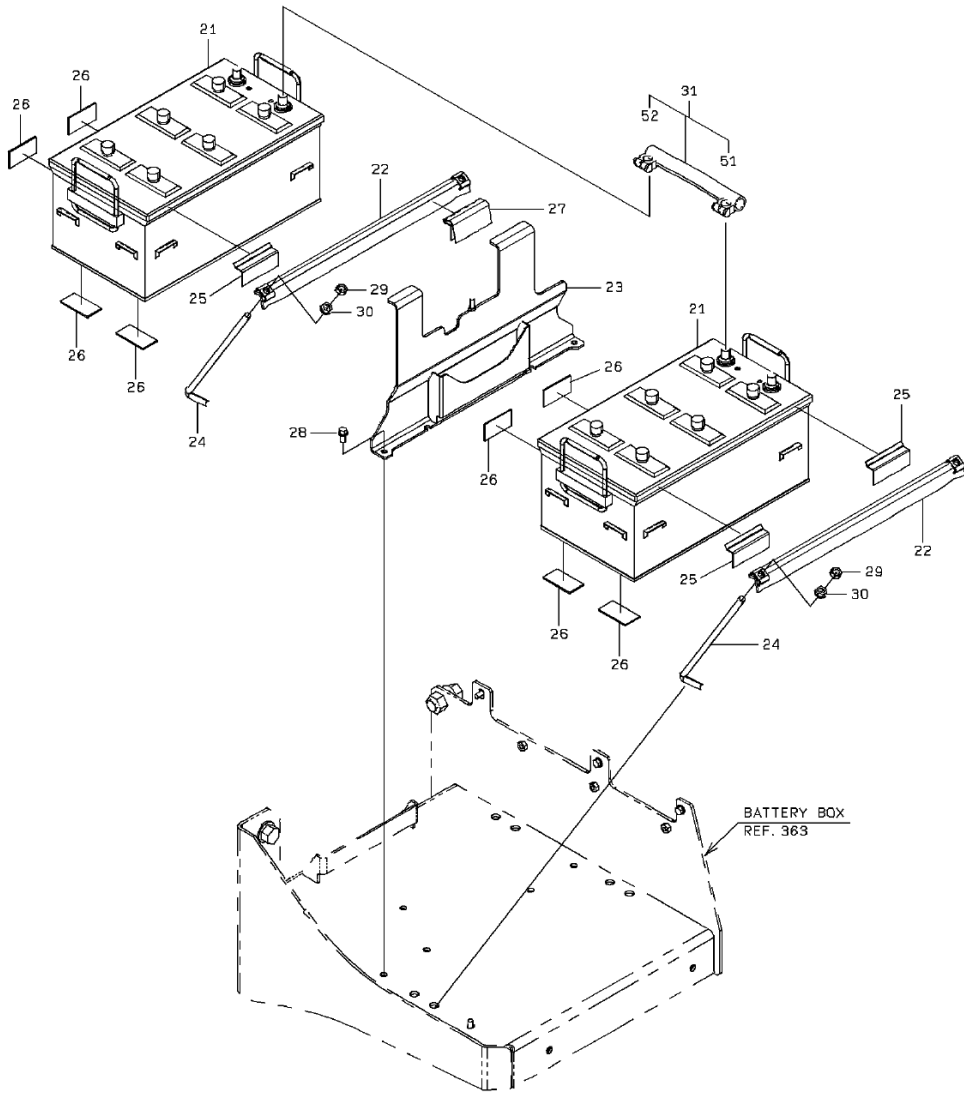
1-A

HORN MOUNT



34

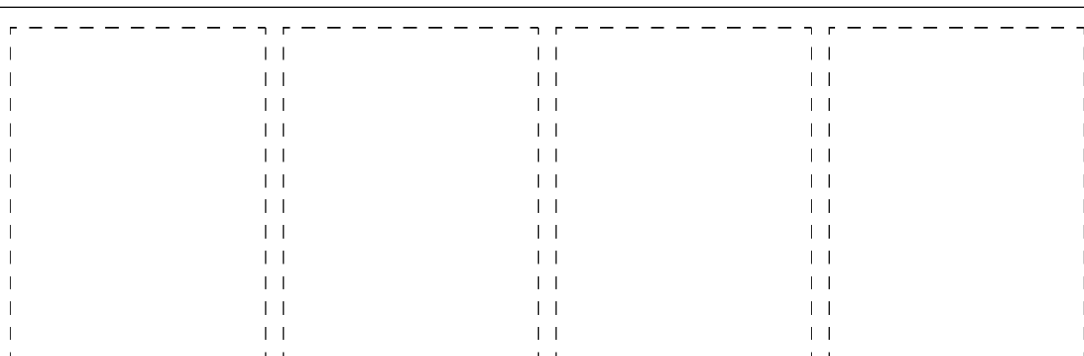
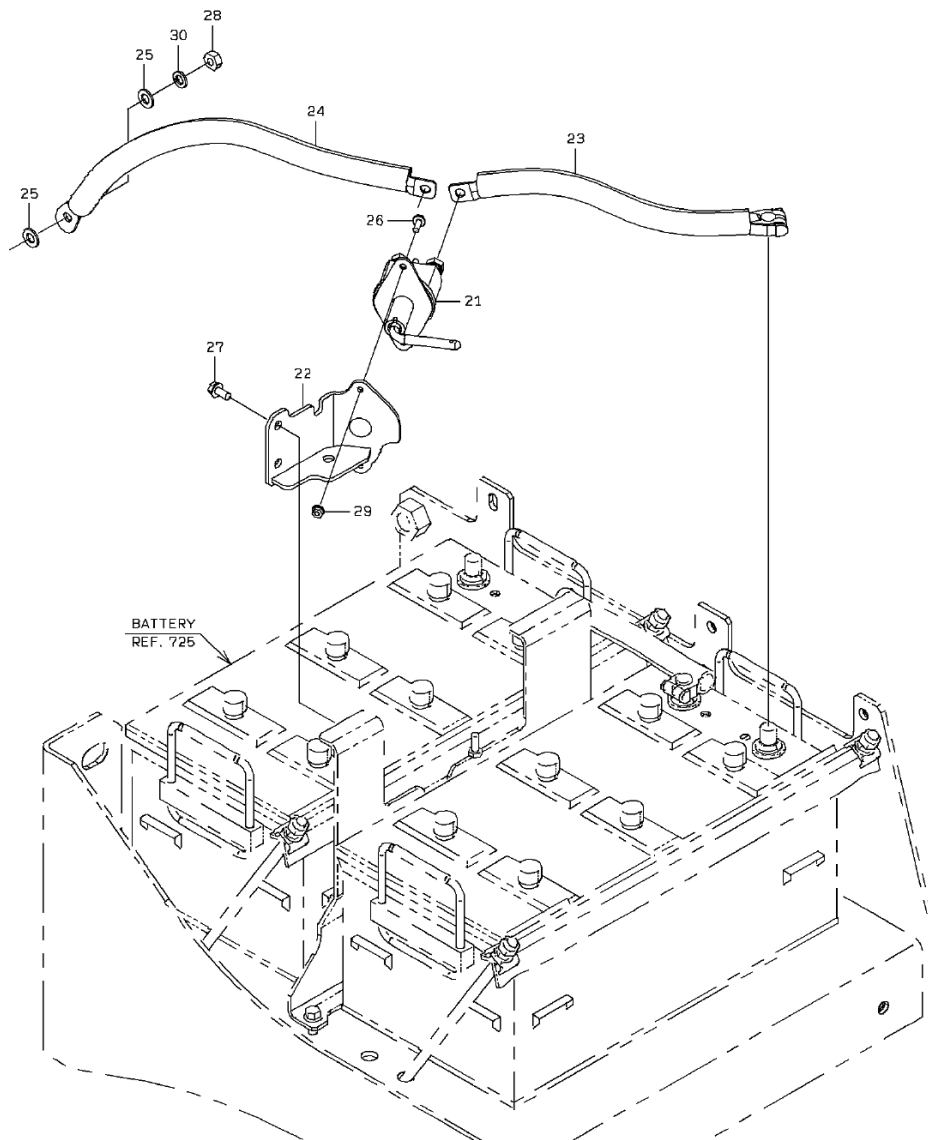
BATTERY



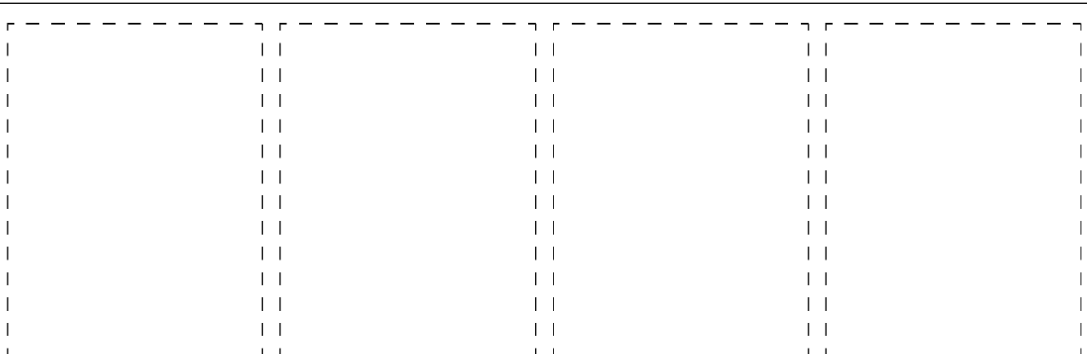
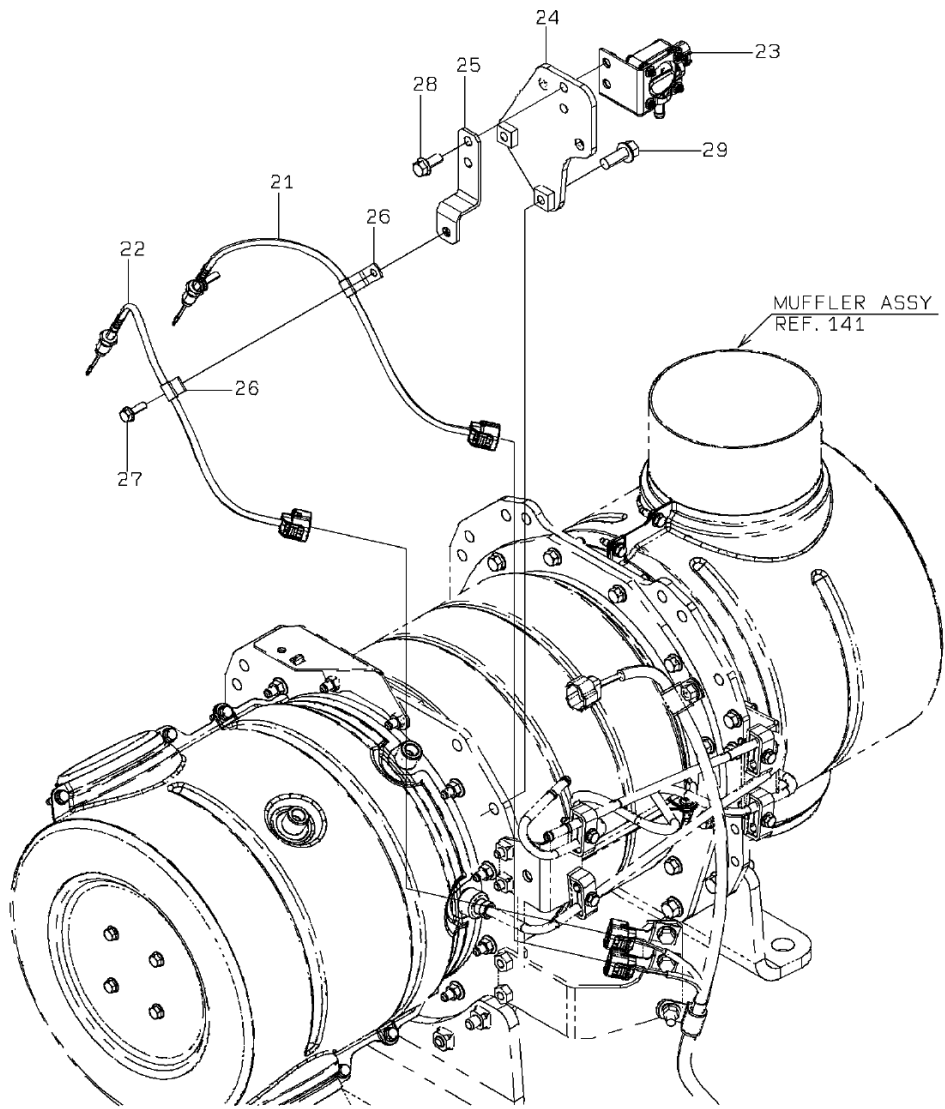
BATTERY

SYM-BOL	PART NUMBER	PART NAME	UNIT Q,TY	SERIAL (A) - (B)	REMARKS						
					N	P	D	(A)	(B)	(C)	(D)
21A	38450-60050-7	BATTERY	2	5001 -							
22A	41611-20150	PLATE	2	5001 -							
23A	40903-27560	BRACKET	1	5001 -							
24A	45870-20010	ROD	4	5001 -							
25A	33713-20030	SHEET,RUBBER	3	5001 -							
26A	33713-20110	SHEET,RUBBER	12	5001 -							
27A	33713-33490	SHEET,RUBBER	1	5001 -							
28A	61802-10020	BOLT,FLANGED	4	5001 -							
29A	62401-81121	NUT	4	5001 -							
30A	62480-21121	NUT,FLANGED	4	5001 -							
31A	33190-48190	CABLE	1	5001 -				Y01			BATTERY(+)-(-)
51A	32215-20150	CAP,TERMINAL	1	5001 -				01			
52A	32215-20180	CAP,TERMINAL	1	5001 -				01			

BATTERY SWITCH MOUNT

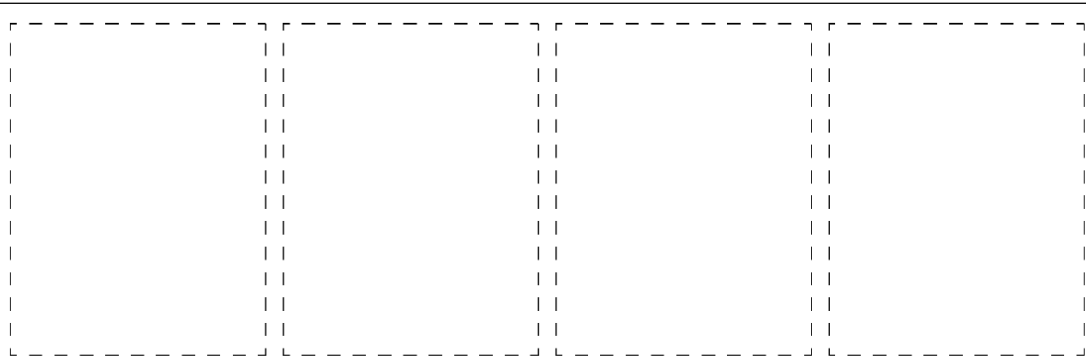
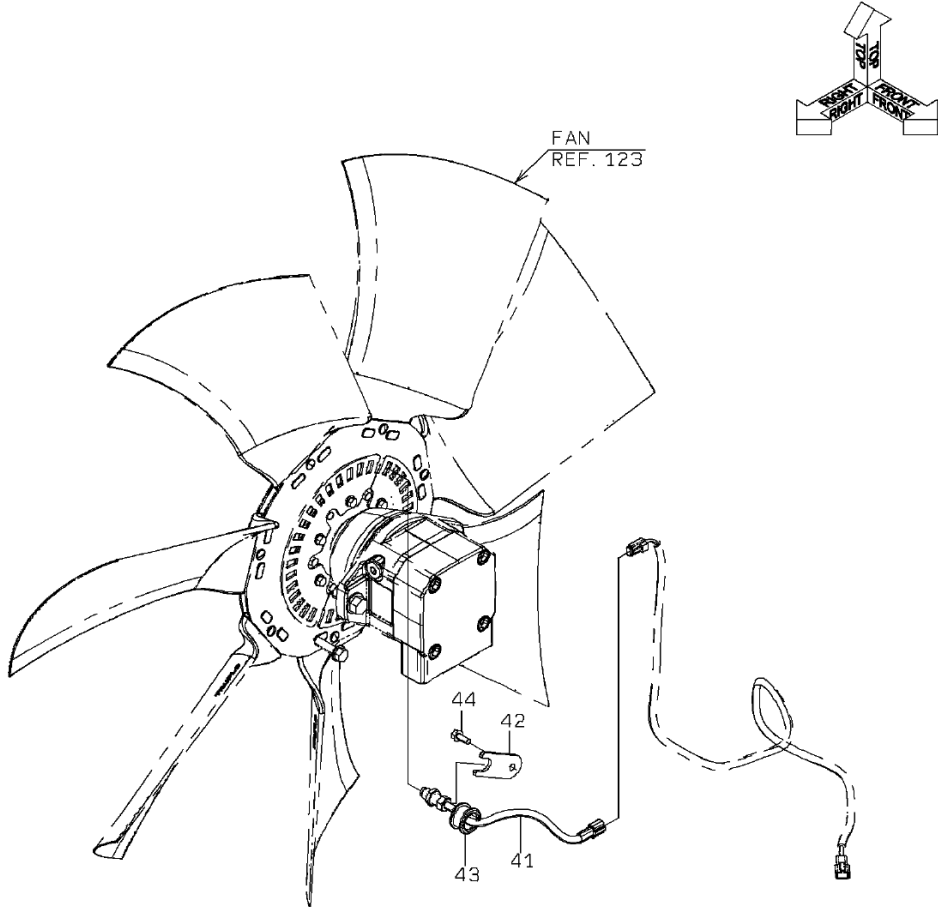


ELECTRICAL PARTS (SENSORS)



1-A

ELECTRICAL PARTS (SENSORS)



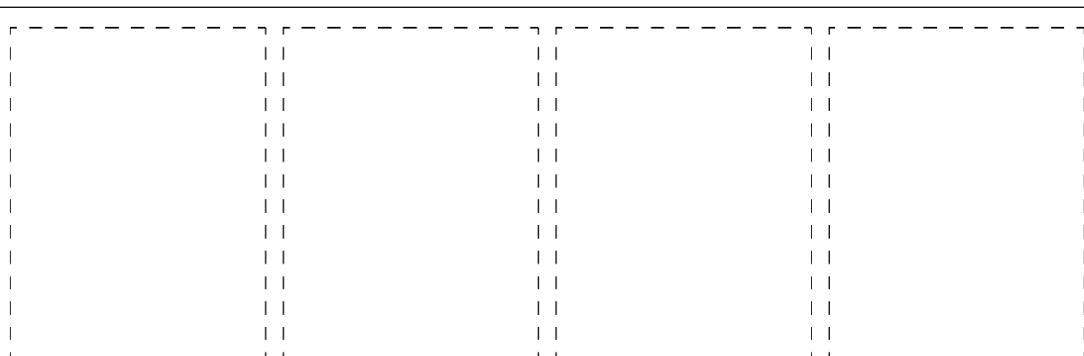
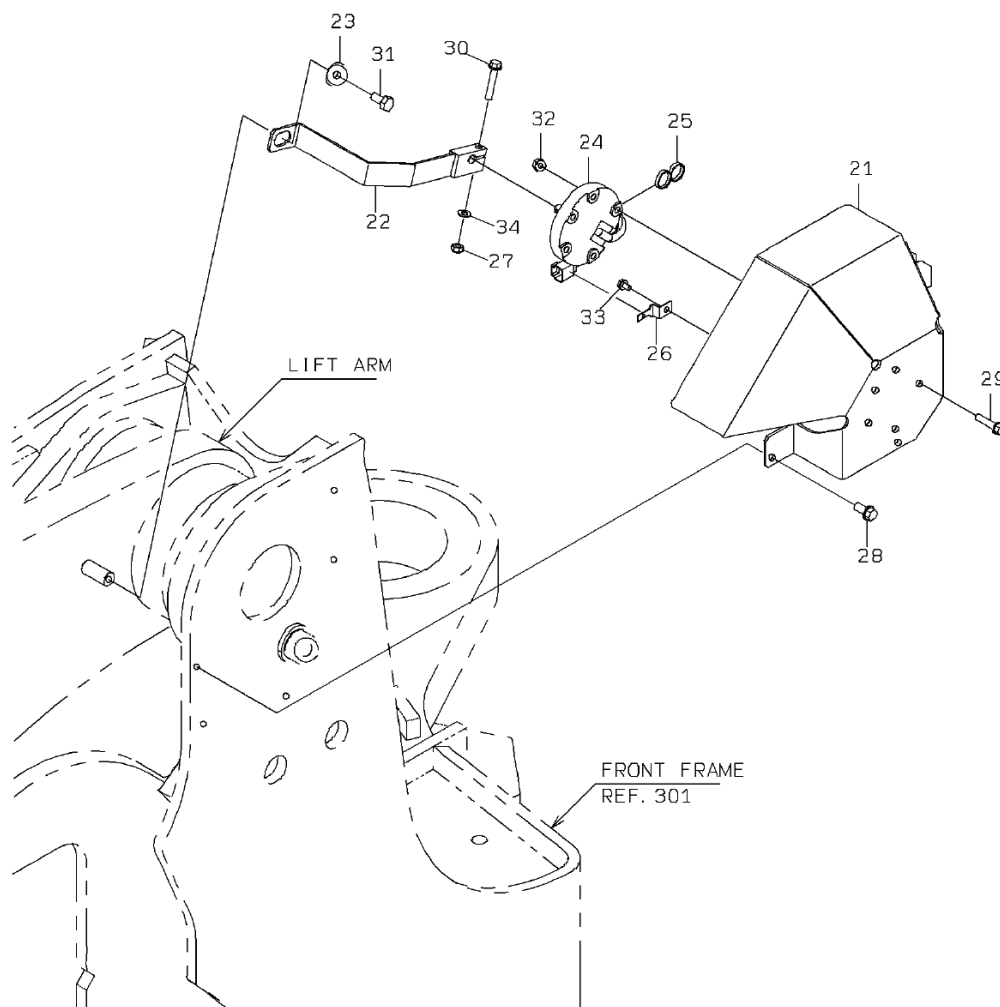
2-A

ELECTRICAL PARTS (SENSORS)

SYM-BOL	PART NUMBER	PART NAME	UNIT Q,TY	SERIAL		REMARKS							
				(A)	(B)	N	P	D	(A)	(B)	(C)	(D)	REMARKS
21A	50101-05050	SENSOR,TEMPERATURE	1	5001	-								YZ8973599895
22A	50101-05060	SENSOR,TEMPERATURE	1	5001	-								YZ8973599875
23A	50101-04720	SENSOR	1	5001	-								YZ8973603682
24A	50101-05030	PLATE	1	5001	-								YZ8981542390
25A	41754-40680	PLATE	1	5001	-								
26A	50101-04740	CLIP	2	5001	-								
27A	50101-04770	BOLT,FLANGED	1	5001	-								YZ0280506160
28A	50101-04760	BOLT,FLANGED	2	5001	-								YZ0280508200
29A	50101-05010	BOLT,FLANGED	2	5001	-								YZ0280510250
41A	35820-20170	SENSOR	1	5001	-								
42A	41717-21030-7	PLATE	1	5001	-								
43A	65801-25160	BUSHING,ELASTIC	1	5001	-								
44A	61802-08020	BOLT,FLANGED	1	5001	-								

MEMO

LIFT ARM AUTO-LEVELER SYSTEM

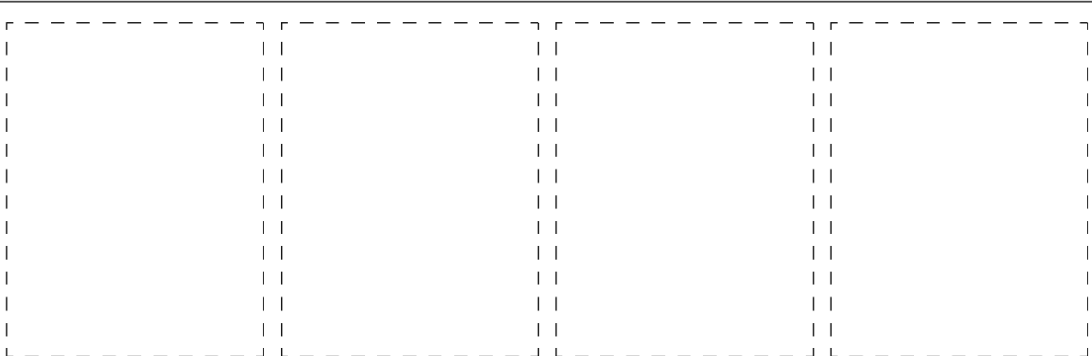
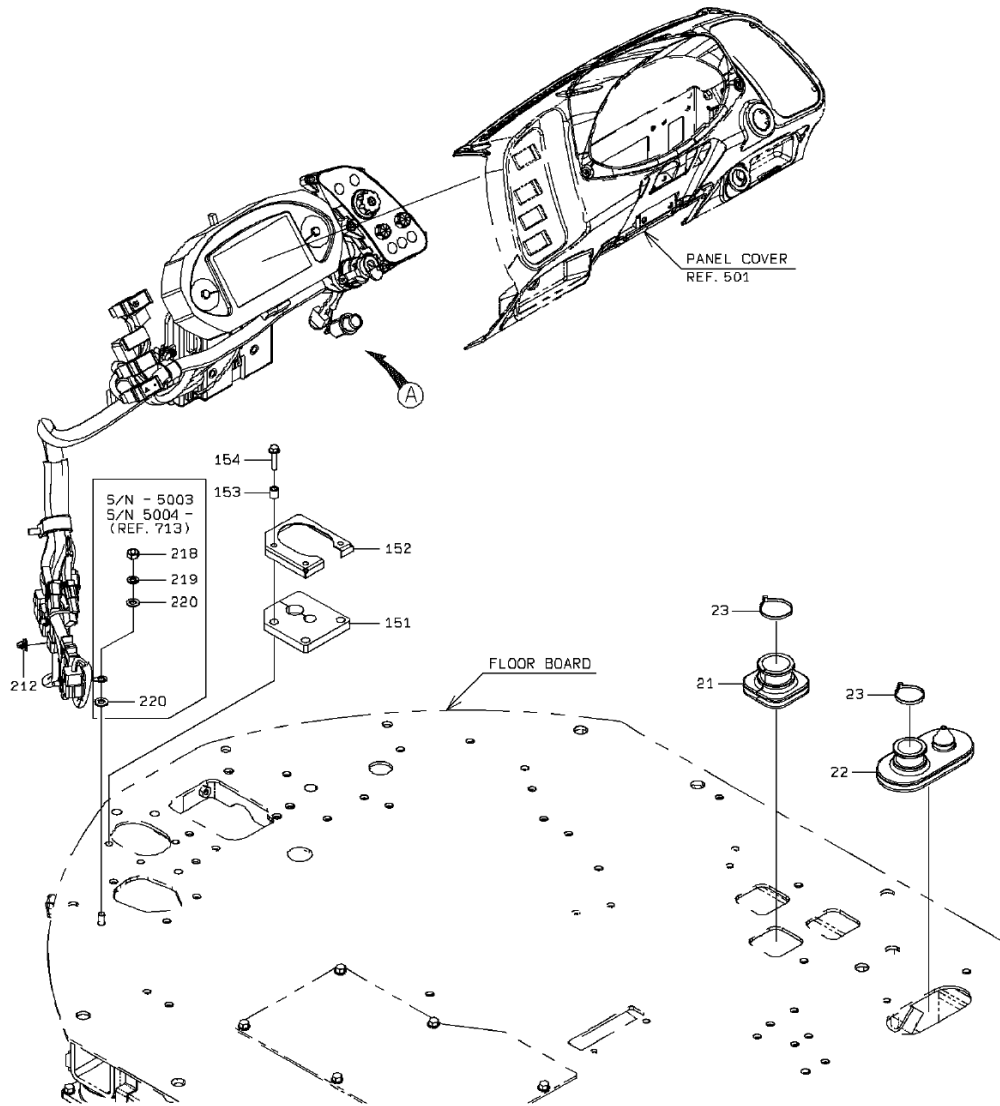


1-A

LIFT ARM AUTO-LEVELER SYSTEM

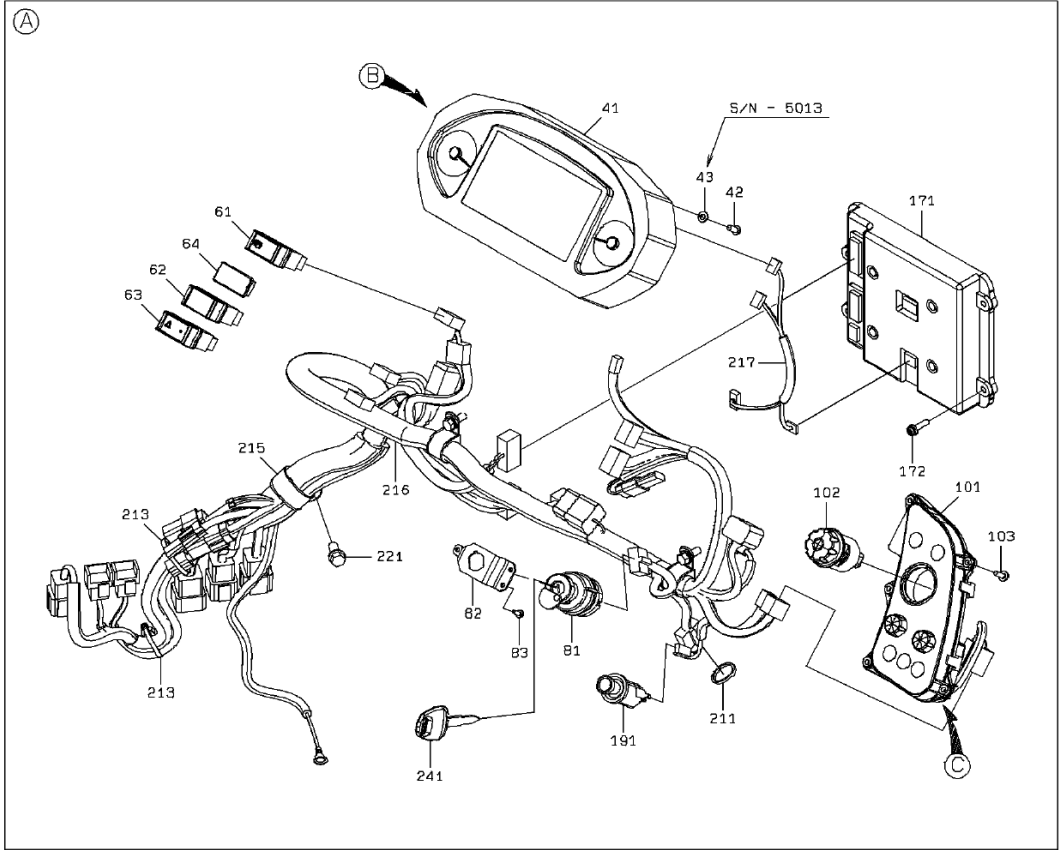
SYM-BOL	PART NUMBER	PART NAME	UNIT Q,TY	SERIAL (A) - (B)	REMARKS						
					N	P	D	(A)	(B)	(C)	(D)
21A	31206-27730-7	COVER	1	5001 -							
22A	45610-24110	LEVER ASSY	1	5001 -							
23A	46011-21300	WASHER,PLANE	1	5001 -							
24A	35831-60010	SENSOR,POSITION	1	5001 -							
25A	32923-70210	CLAMP,HOSE	1	5001 -							L=395
26A	43550-21210	HOLDER	1	5001 -							
27A	88031-06081	NUT,SELF-LOCKING	1	5001 -							
28A	61802-10020	BOLT,FLANGED	3	5001 -							
29A	61802-08035	BOLT,FLANGED	5	5001 -							
30A	61802-08045	BOLT,FLANGED	1	5001 -							
31A	61033-10020	BOLT	1	5001 -							
32A	62480-21081	NUT,FLANGED	5	5001 -							
33A	61802-06010	BOLT,FLANGED	1	5001 -							
34A	62701-40081	WASHER,PLANE	1	5001 -							

ELECTRICAL PARTS (INSTRUMENT PANEL)

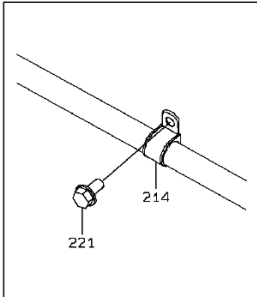


1-B

ELECTRICAL PARTS (INSTRUMENT PANEL)

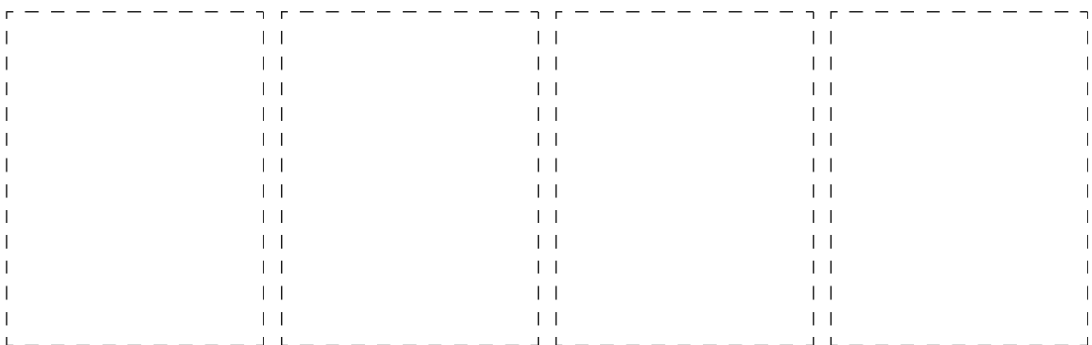
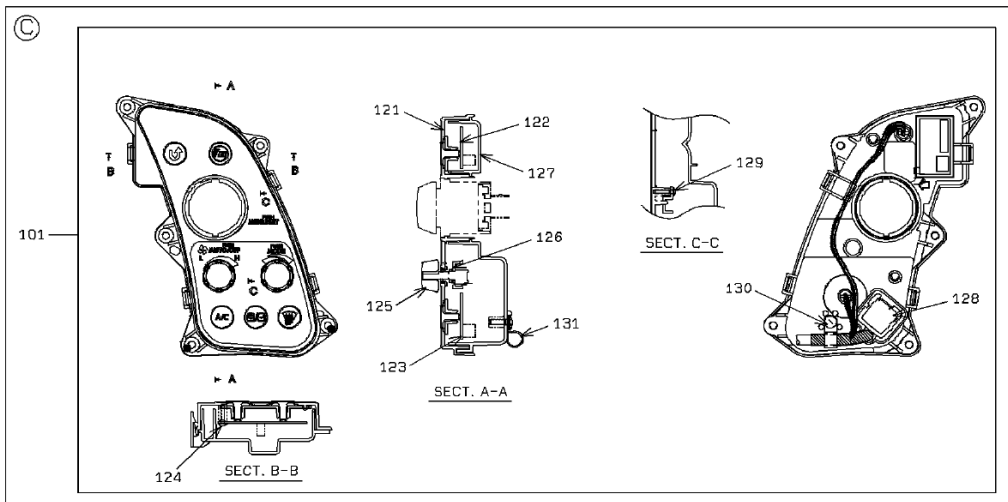
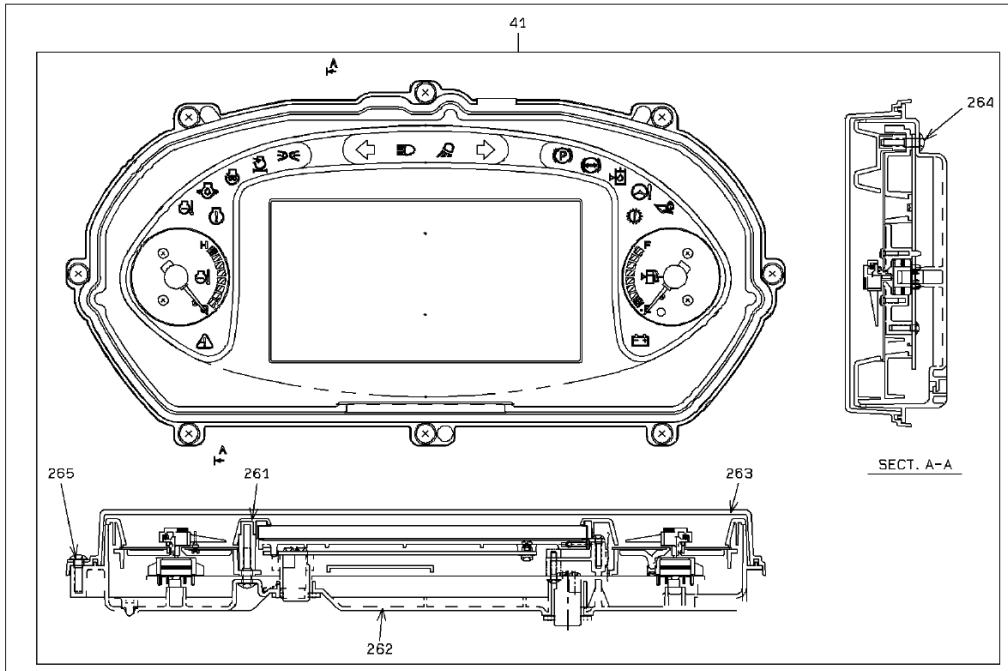


DETAIL OF PIPE HOLDER



2-B

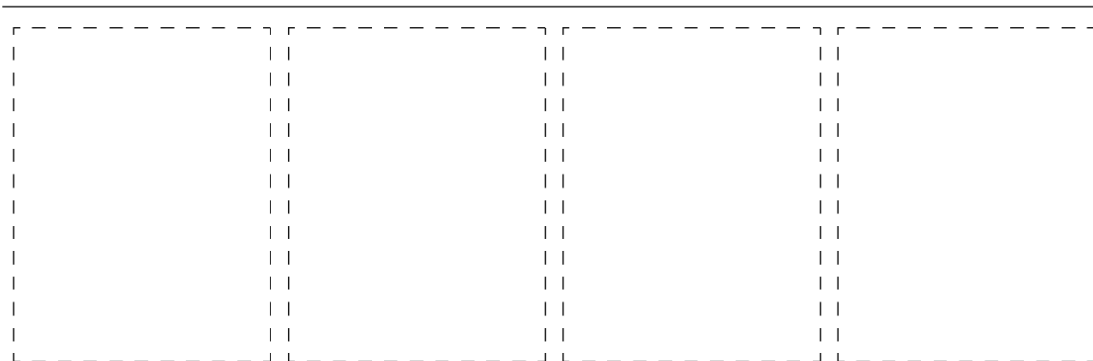
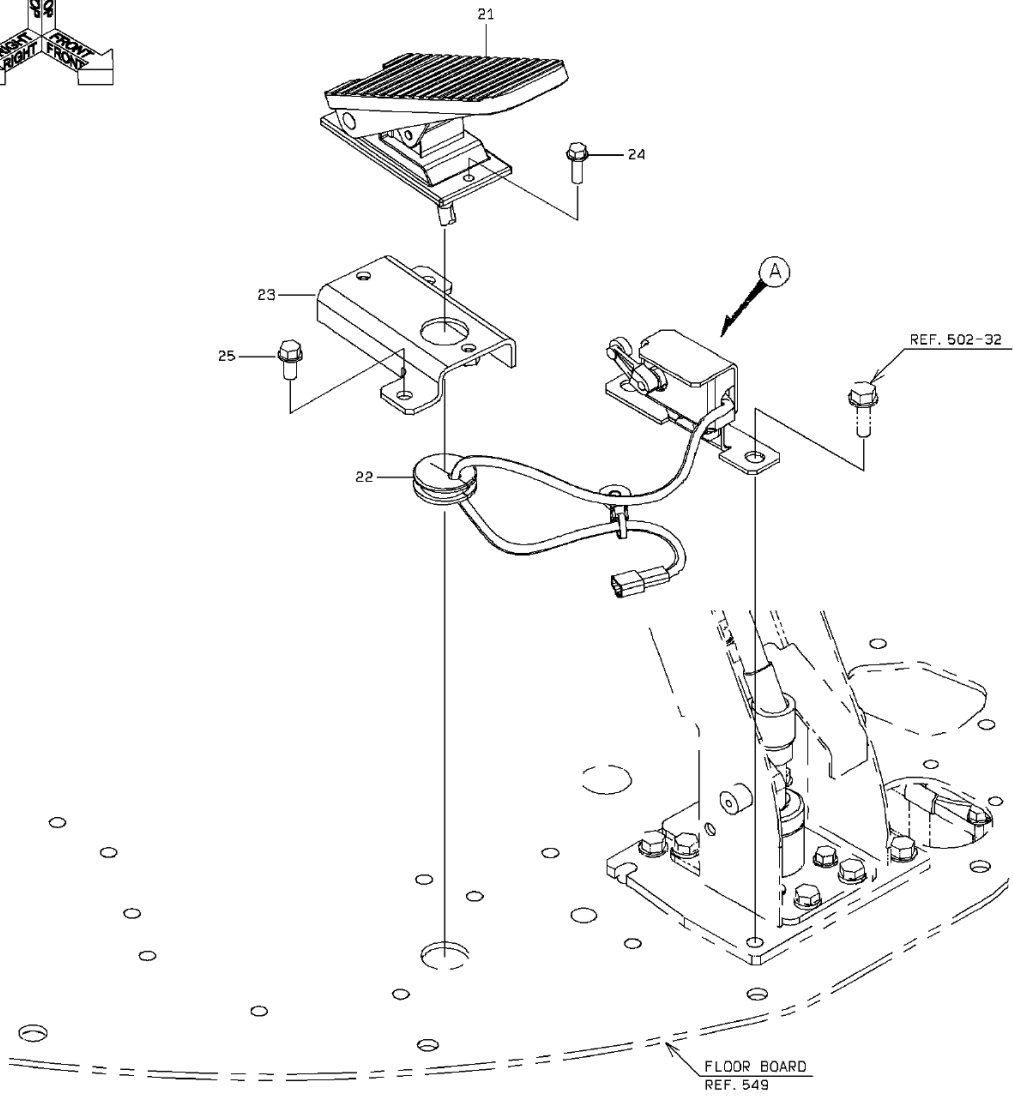
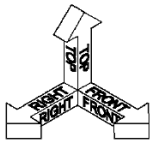
ELECTRICAL PARTS (INSTRUMENT PANEL)



ELECTRICAL PARTS (INSTRUMENT PANEL)

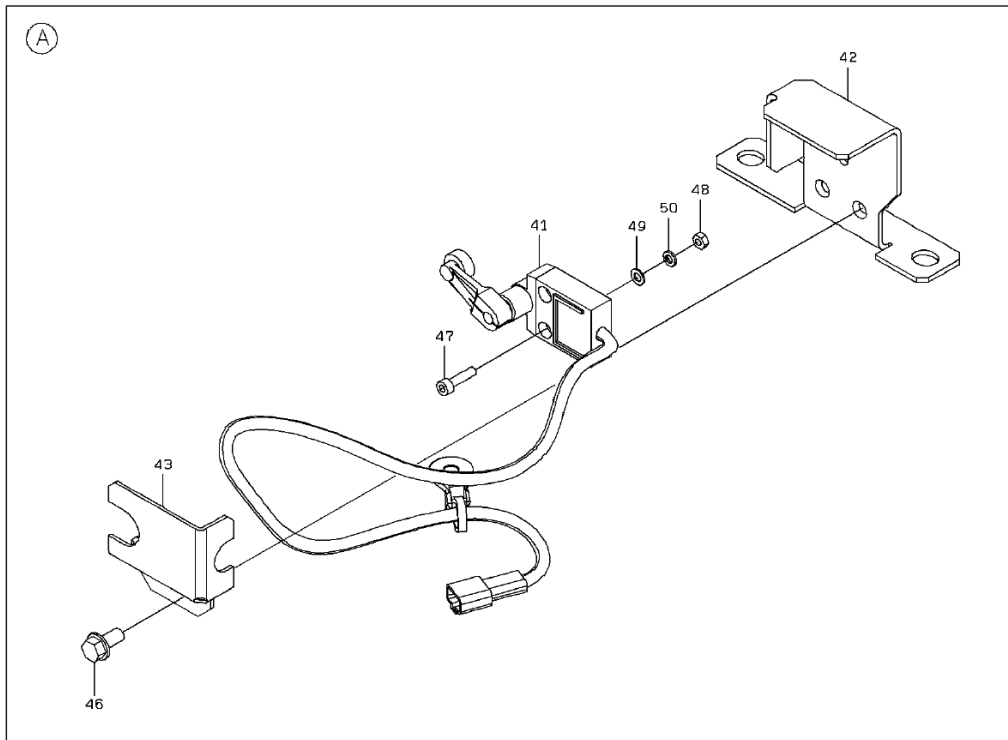

SYM-BOL	PART NUMBER	PART NAME	UNIT Q,TY	SERIAL		REMARKS													
				(A)	(B)	N	P	D	(A)	(B)	(C)	(D)	REMARKS						
21A	40850-20990	BUSHING,ELASTIC	1	5001	-														
22A	40850-21050	BUSHING,ELASTIC	1	5001	-														
23A	32923-70100	CLAMP,HOSE	2	5001	-														
41A	39753-60720	PANEL ASSY,INSTRUMENT	1	5001	-	5013													L=382
41B	39753-60820	PANEL ASSY,INSTRUMENT	1	5014	-														
42A	62256-51614	SCREW	6	5001	-	5013													
42B	80104-60614	SCREW	6	5014	-	5050													
42C	80104-50614	SCREW	6	5051	-														
43A	62721-06100	WASHER,SPRING	6	5001	-	5013													
61A	35010-60890	SWITCH	1	5001	-														
62A	35010-60760	SWITCH	1	5001	-														
63A	35010-60900	SWITCH	1	5001	-														
64A	41530-60180	PLUG	1	5001	-														
81A	35021-60070	SWITCH ASSY,STARTER	1	5001	-														
82A	41753-29380-7	PLATE	1	5001	-														
83A	35106-20100	SCREW,TAPPING	3	5001	-														
101A	43845-60070	BOX,SWITCH	1	5001	-														
102A	35010-60870	SWITCH	1	5001	-														
103A	35106-20110	SCREW,TAPPING	5	5001	-														
121A	33110-70760	CASE ASSY	1	5001	-														
122A	41645-70760	PLATE	1	5001	-														
123A	41645-70770	PLATE	1	5001	-														
124A	35100-72770	SCREW	8	5001	-														
128A	32210-72900	CAP	1	5001	-														
125A	37810-70760	KNOB	2	5001	-														
126A	41650-70400	PLATE ASSY	1	5001	-														
127A	33100-71270	CASE	1	5001	-														
129A	35100-72770	SCREW	3	5001	-														
130A	35100-72780	SCREW	1	5001	-														
131A	32920-71060	CLAMP	1	5001	-														
151A	33057-23090	GROMMET	1	5001	-														
152A	41715-50970-7	PLATE	1	5001	-														
153A	38721-32100	PIPE	3	5001	-														
154A	61802-08035	BOLT,FLANGED	3	5001	-														
171A	33410-63830	CONTROLLER UNIT	1	5001	-	5009													
171B	33410-63990	CONTROLLER UNIT	1	5010	-	5013													
171C	33410-64570	CONTROLLER UNIT	1	5014	-														
172A	35100-72450	SCREW	4	5001	-	5013													
172B	80104-60625	SCREW	4	5014	-														
191A	34180-60020	CIGARLIGHTER	1	5001	-														
211A	32923-70090	CLAMP,HOSE	2	5001	-														
212A	32970-20080	CLIP	1	5001	-														
213A	32925-20010	CLAMP,CABLE	3	5001	-														
214A	43573-20370	HOLDER,PIPE	2	5001	-														
215A	87020-43000	HOLDER,PIPE	1	5001	-														
216A	33194-38560	CABLE ASSY	1	5001	-	5007													
216B	33194-42430	CABLE ASSY	1	5008	-														
217A	33194-36230	CABLE ASSY	1	5001	-														
218A	62401-81101	NUT	1	5001	-	5003													
221B	61802-10016	BOLT,FLANGED	3	5004	-														
219A	62721-10100	WASHER,SPRING	1	5001	-	5003													
220A	46011-21650	WASHER,PLANE	2	5001	-	5003													
221A	61802-10020	BOLT,FLANGED	3	5001	-	5003													
241A	32121-60010	KEY,STARTER	1	5001	-														
261A	41645-70780	PLATE	1	5001	-														
262A	33110-70770	CASE ASSY	1	5001	-														
263A	32010-70080	GLASS	1	5001	-														
264A	35100-72790	SCREW	9	5001	-														
265A	35100-72800	SCREW	8	5001	-														

ELECTRICAL PARTS (FLOOR BOARD)

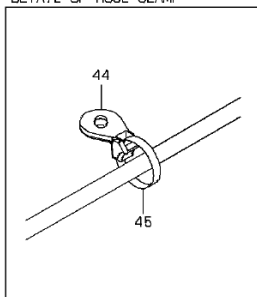


1-A


ELECTRICAL PARTS (FLOOR BOARD)



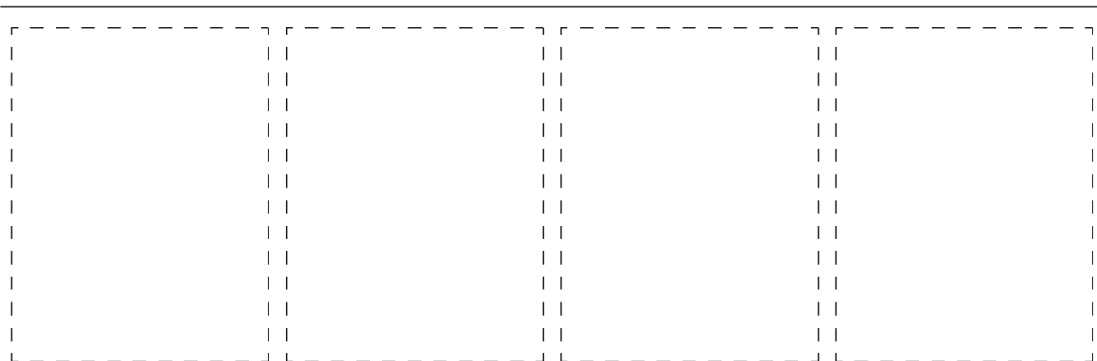
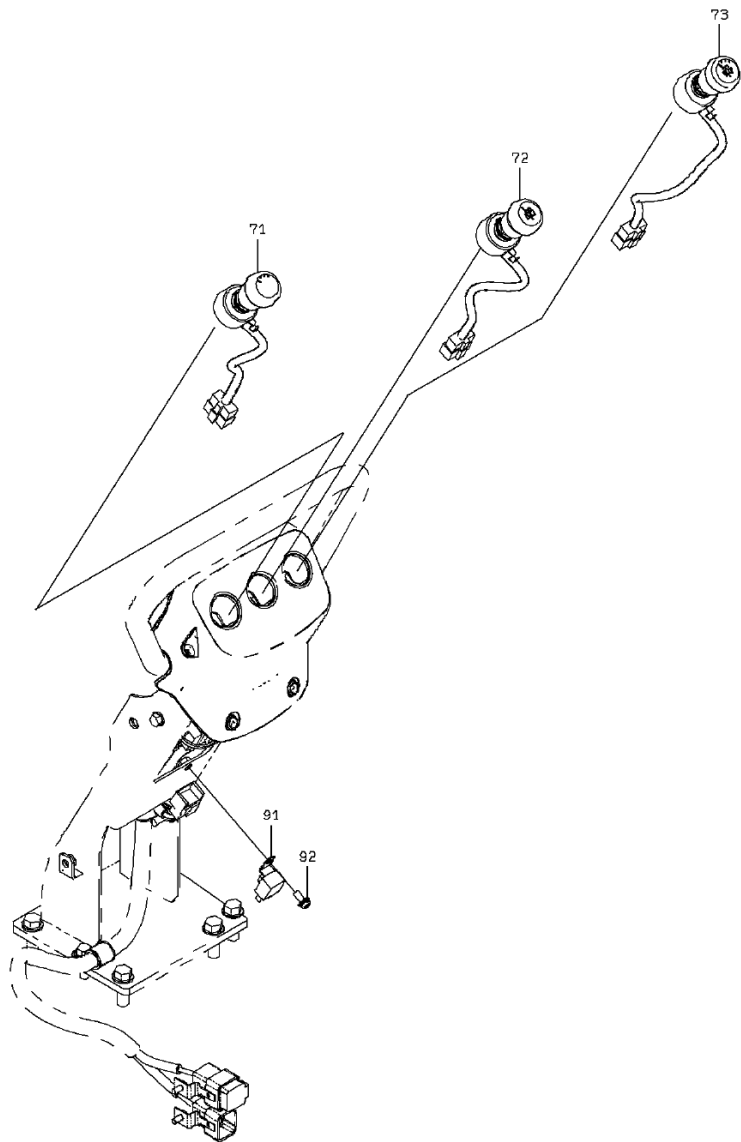
DETAIL OF HOSE CLAMP



2-A



ELECTRICAL PARTS (FLOOR BOARD)

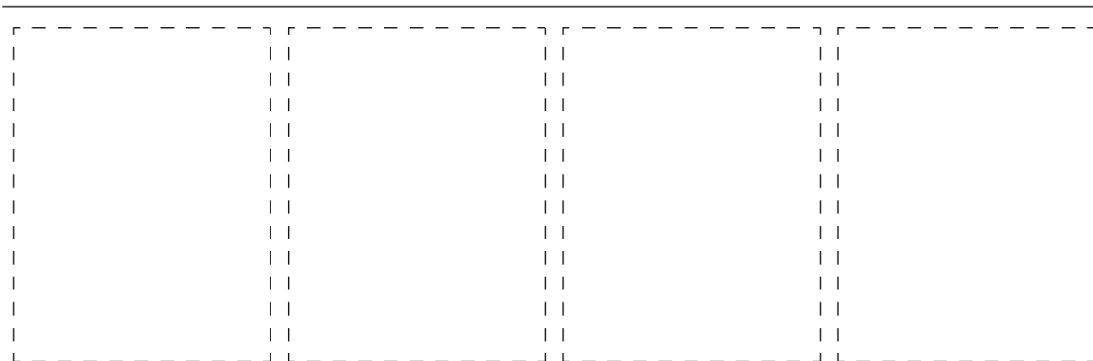
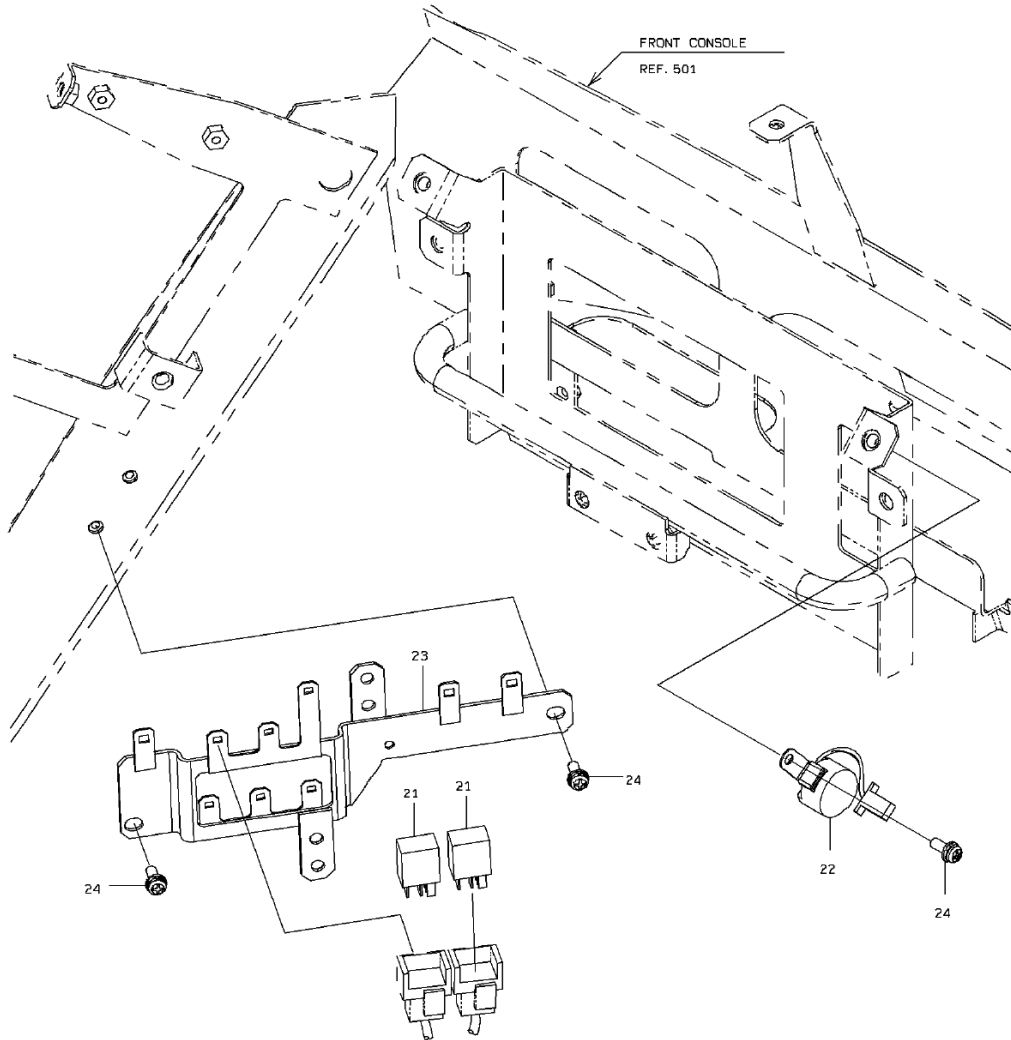



3-A

ELECTRICAL PARTS (FLOOR BOARD)

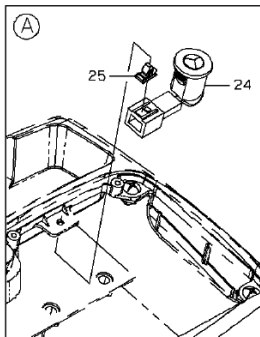
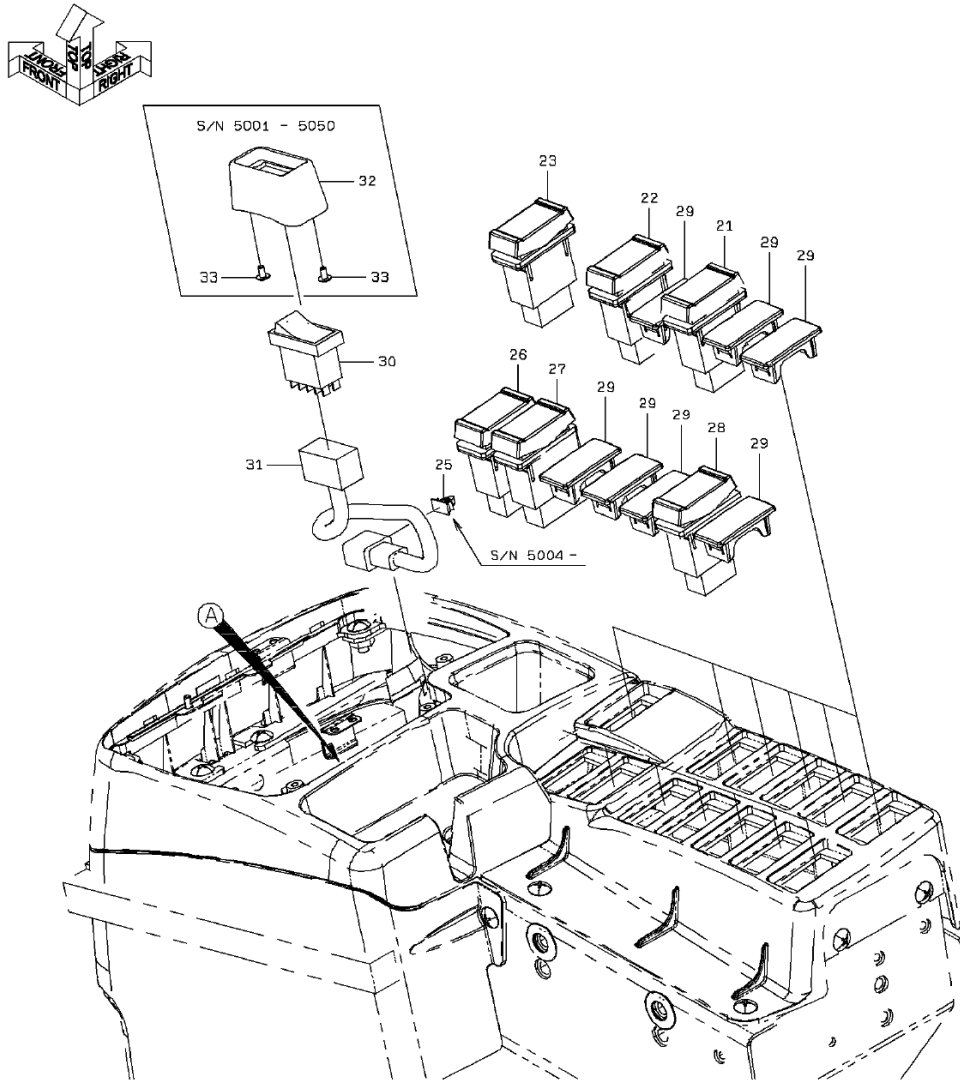
SYM-BOL	PART NUMBER	PART NAME	UNIT Q,TY	SERIAL		REMARKS						
				(A)	(B)	N	P	D	(A)	(B)	(C)	(D)
21A	43022-60130	PEDAL ASSY,ACCEL	1	5001	-							
22A	40850-20920	BUSHING,ELASTIC	1	5001	-							
23A	41753-29940-7	PLATE	1	5001	-							
24A	61802-08025-7	BOLT,FLANGED	2	5001	-							
25A	61802-10020	BOLT,FLANGED	2	5001	-							
41A	35062-20240	SWITCH,LIMIT	1	5001	-							
42A	40903-24290-7	BRACKET	1	5001	-							
43A	31206-26810-7	COVER	1	5001	-							
44A	32923-70120	CLAMP,HOSE	1	5001	-							FR M8
45A	32923-70090	CLAMP,HOSE	1	5001	-							L=202
46A	61802-08016-7	BOLT,FLANGED	2	5001	-							
47A	61101-05020	BOLT,SOCKET	2	5001	-							
48A	62401-81051	NUT	2	5001	-							
49A	62701-20051	WASHER,PLANE	2	5001	-							
50A	62721-05100	WASHER,SPRING	2	5001	-							
71A	35035-60080	SWITCH,COMBINATION	1	5001	-							
72A	35067-60060	SWITCH,WIPER	1	5001	-							FR FRONT
73A	35067-60070	SWITCH,WIPER	1	5001	-							FR REAR
91A	45050-60130	RELAY	1	5001	-							
92A	35100-72430	SCREW	1	5001	-							
92B	80104-60616	SCREW	1	5014	-							

ELECTRICAL PARTS (FRONT CONSOLE)



3-A

ELECTRICAL PARTS (RIGHT CONSOLE)

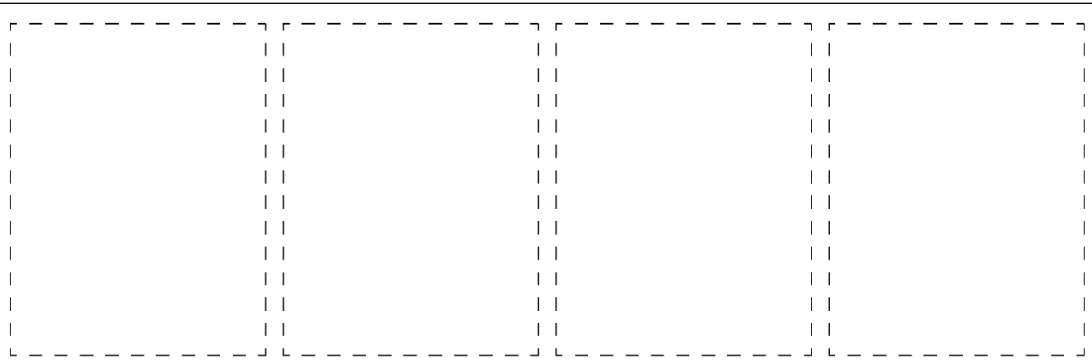
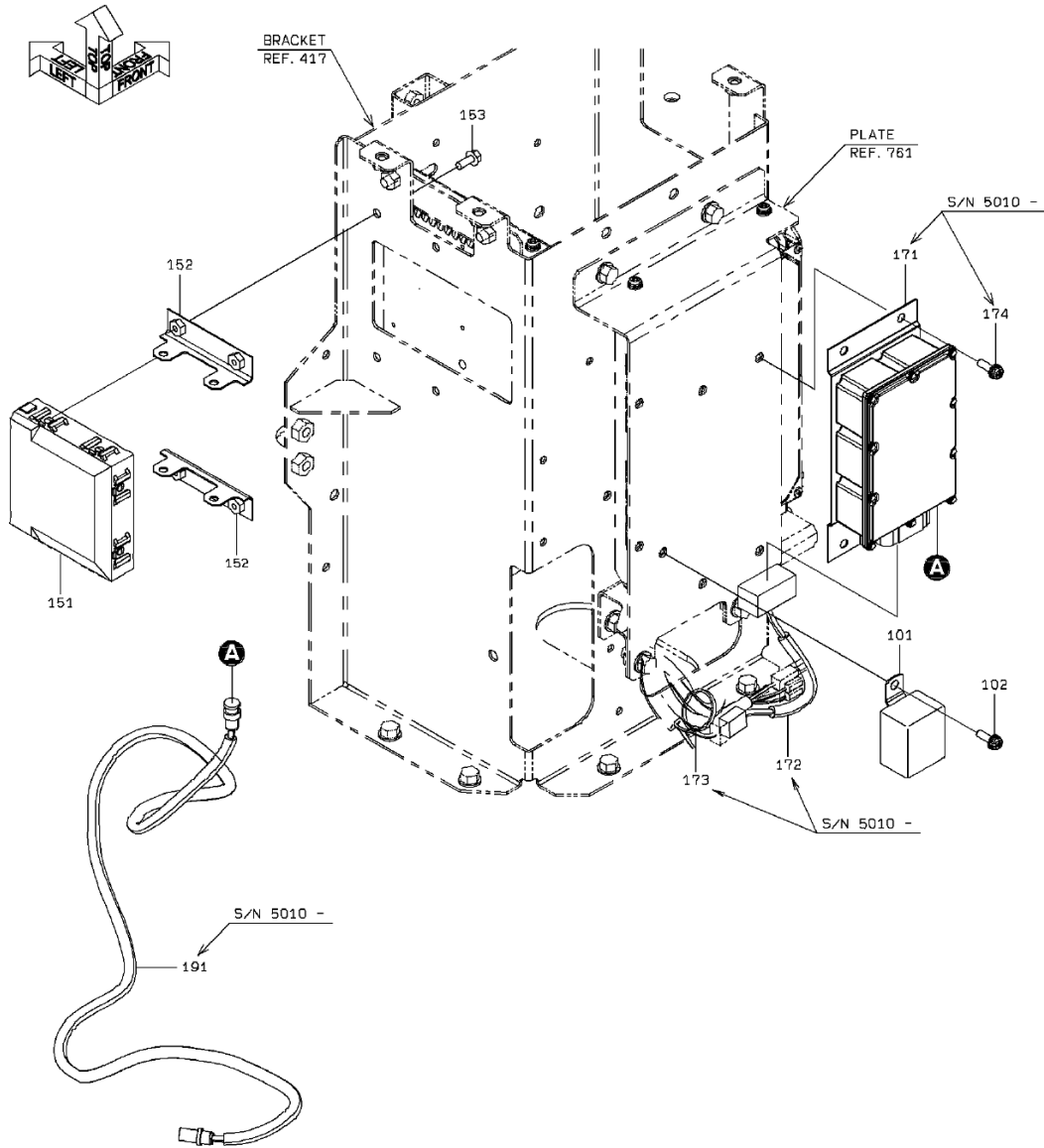


1-B

ELECTRICAL PARTS (RIGHT CONSOLE)

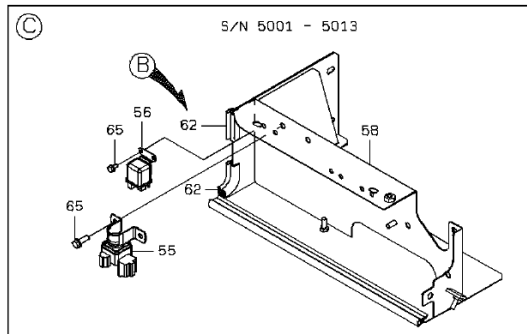
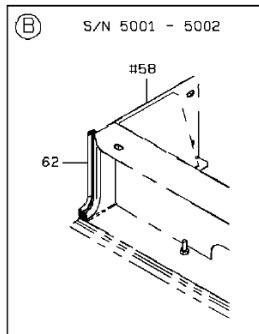
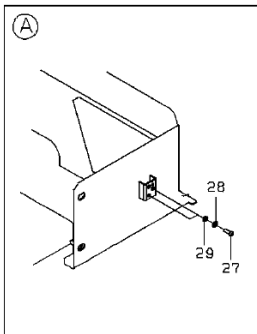
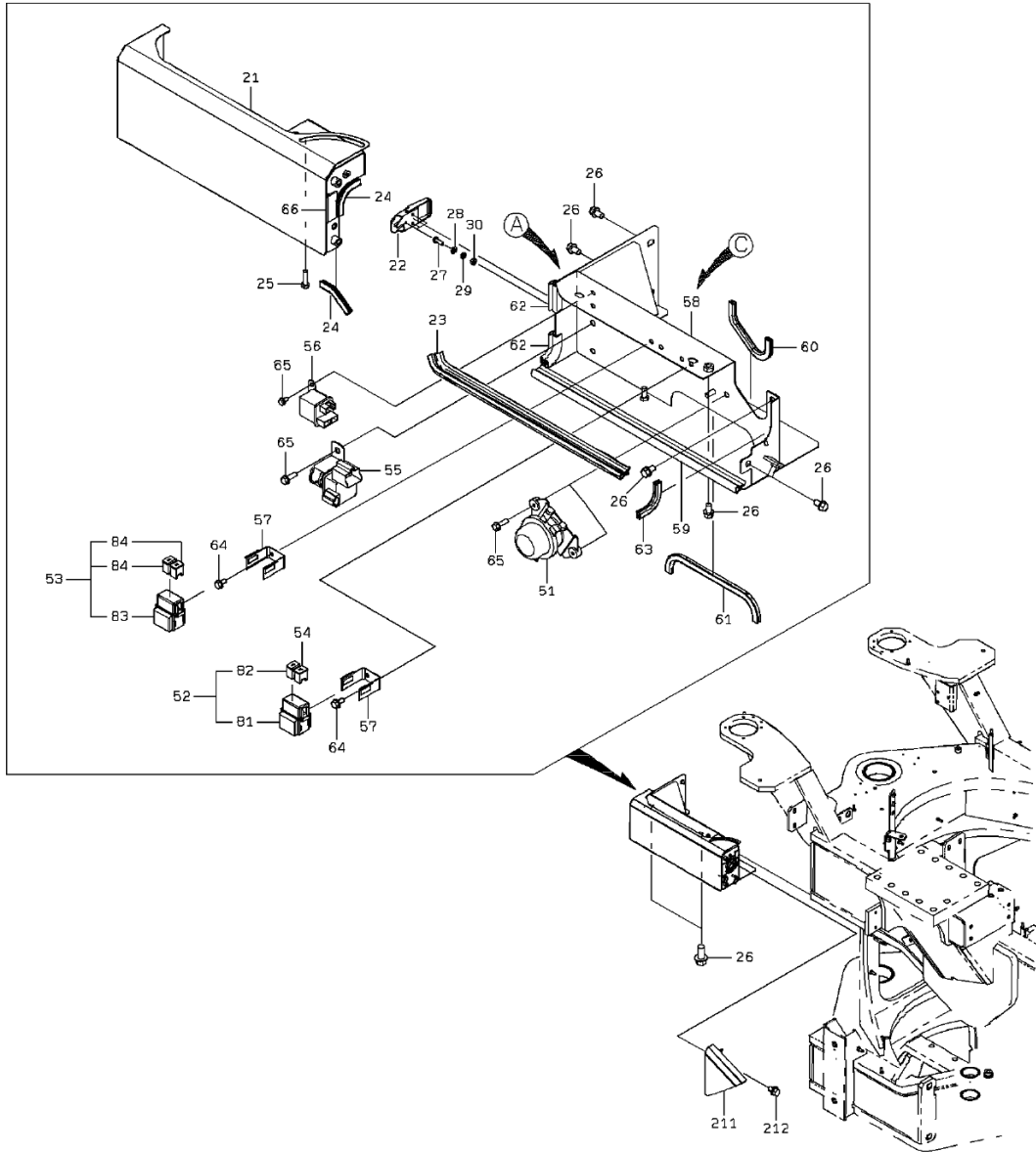
SYM-BOL	PART NUMBER	PART NAME	UNIT Q,TY	SERIAL		REMARKS							
				(A)	(B)	N	P	D	(A)	(B)	(C)	(D)	REMARKS
21A	35010-60980	SWITCH	1	5001	-								
22A	35010-60920	SWITCH	1	5001	-								
23A	35010-61000	SWITCH	1	5001	-								
24A	35046-60060	SWITCH,PUSH	1	5001	-								
25A	32970-20080	CLIP	1	5001	-	5003							
25B	32970-20080	CLIP	2	5004	-								
26A	35010-61010	SWITCH	1	5001	-								
27A	35010-60970	SWITCH	1	5001	-								
28A	35010-60940	SWITCH	1	5001	-								
29A	41530-60180	PLUG	7	5001	-								
30A	35010-61110	SWITCH	1	5001	-								(35010-61060)
31A	33194-40080	CABLE ASSY	1	5001	-								
32A	31200-60970	COVER	1	5001	-	5050				D			
33A	35106-20100	SCREW,TAPPING	2	5001	-	5050				D			

ELECTRICAL PARTS (REAR)



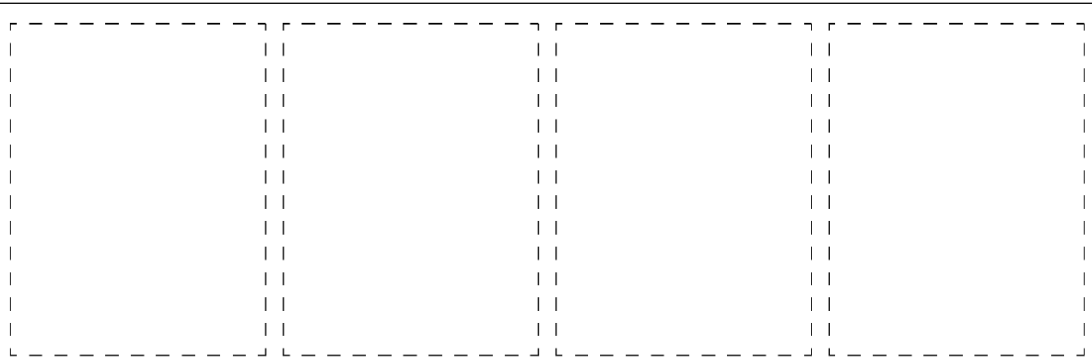
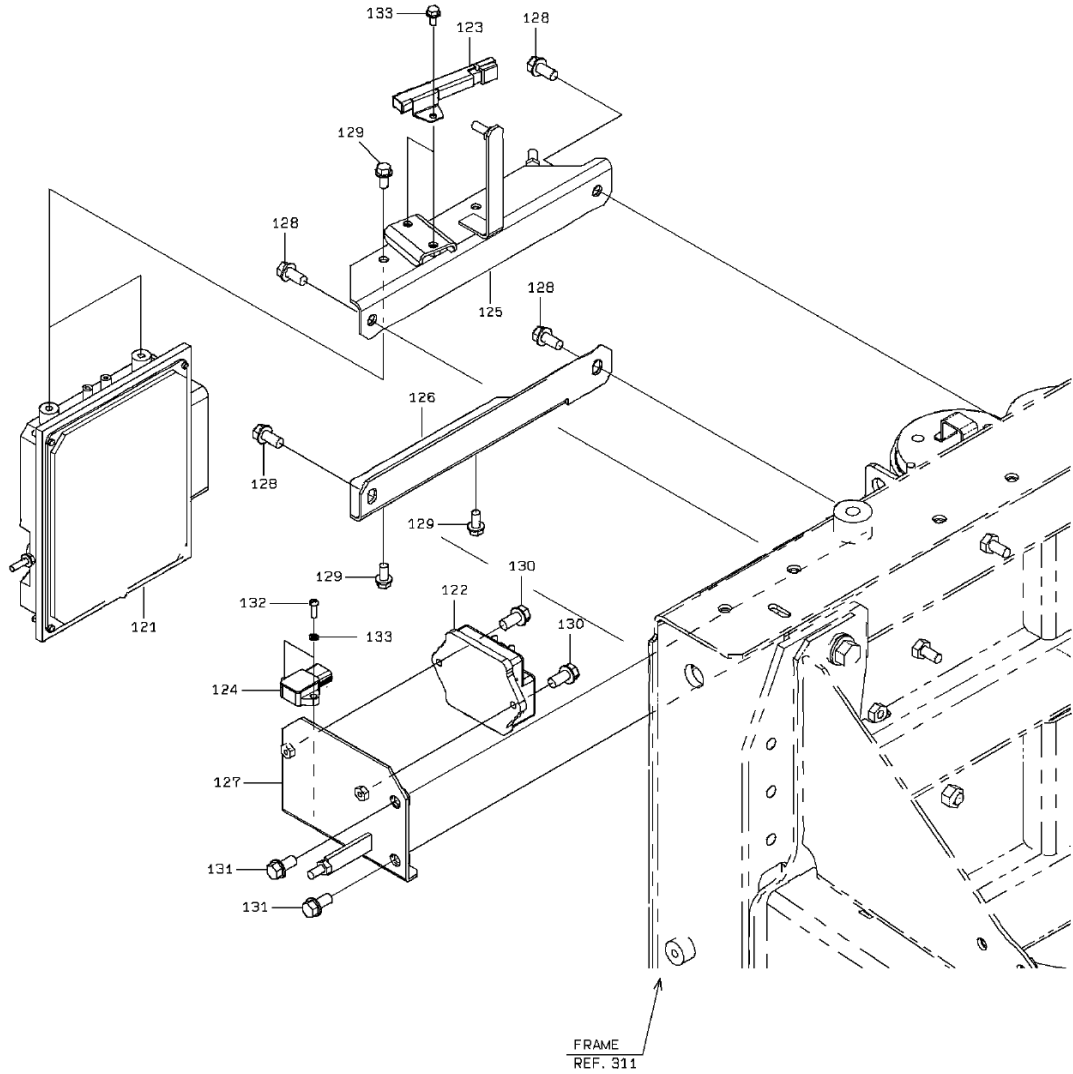
1-B

ELECTRICAL PARTS (REAR)



2-B

ELECTRICAL PARTS (REAR)

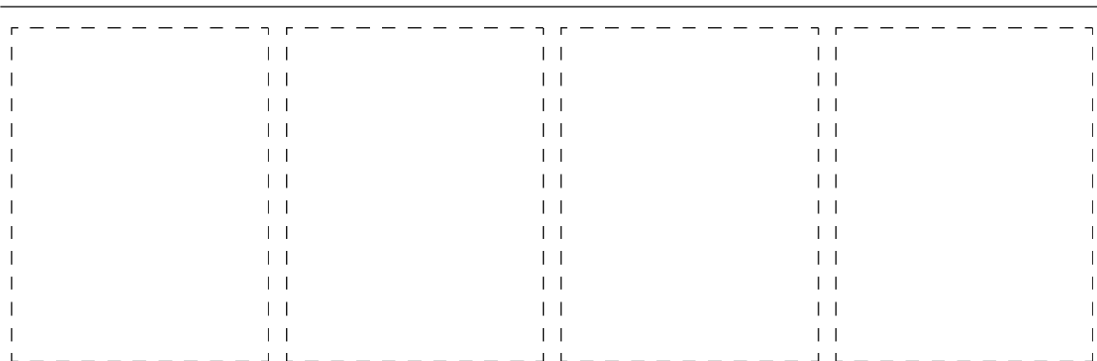
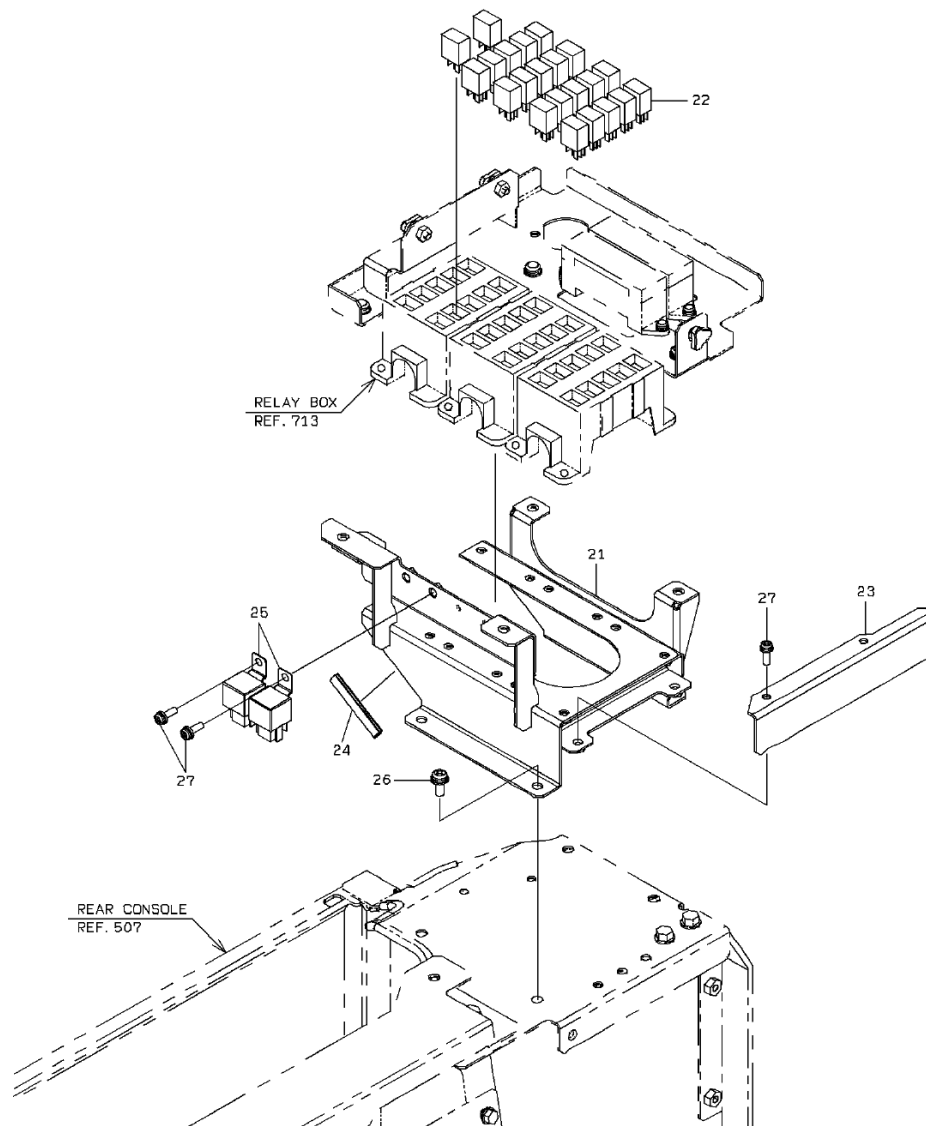


3-A

ELECTRICAL PARTS (REAR)

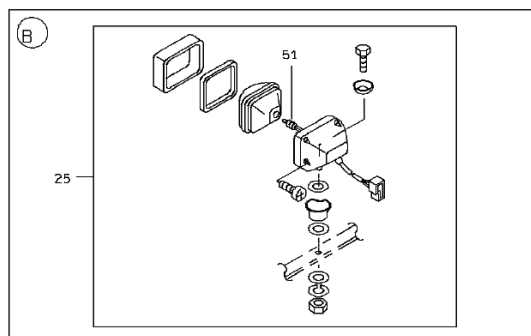
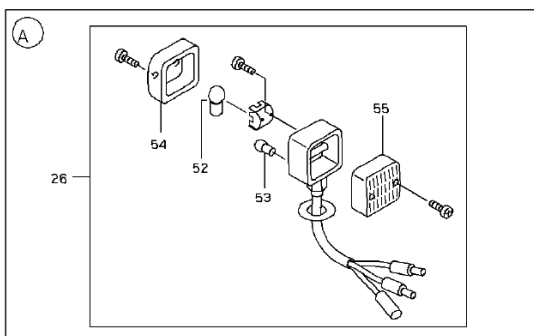
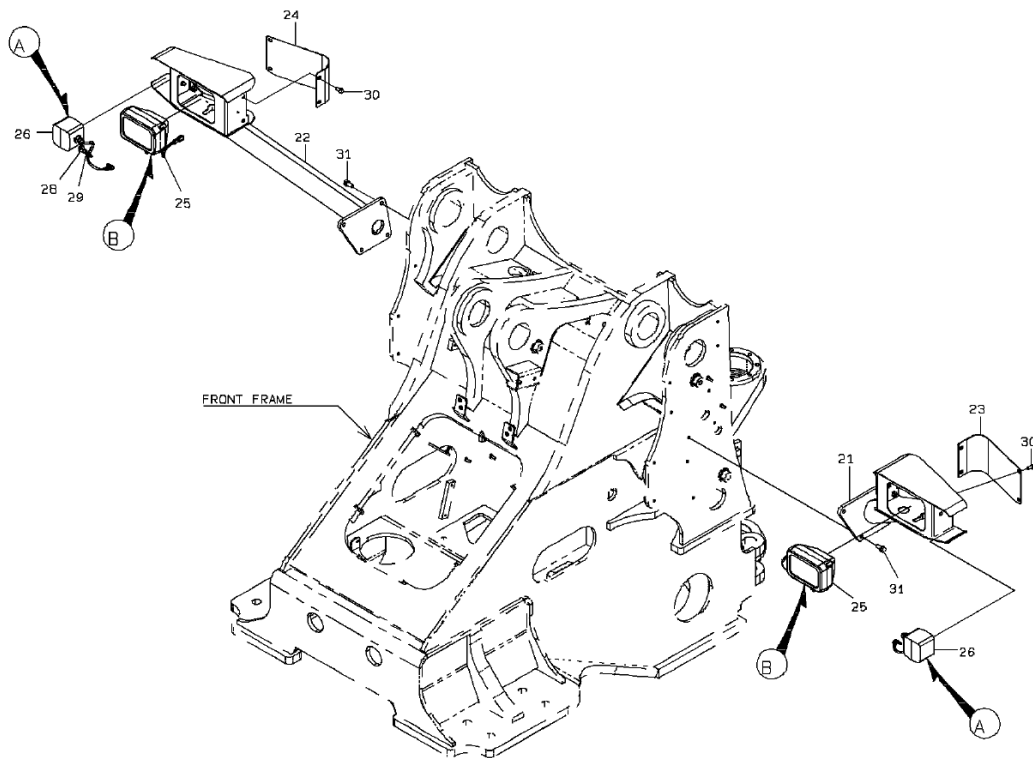
SYM-BOL	PART NUMBER	PART NAME	UNIT Q,TY	SERIAL		REMARKS														
				(A)	(B)	N	P	D	(A)	(B)	(C)	(D)	REMARKS							
21A	31206-29850	COVER	1	5001	-	5002														
21B	31206-30470	COVER	1	5003	-															
22A	32150-60050	CATCH	1	5001	-															
23A	34041-24630	STRIP, SEAL	1	5001	-															
24A	34041-28130	STRIP, SEAL	2	5001	-															
25A	61033-08030	BOLT	1	5001	-															
26A	61802-10016	BOLT,FLANGED	7	5001	-															
27A	62256-51412	SCREW	6	5001	-															
28A	62701-40041	WASHER,PLANE	6	5001	-															
29A	62721-04100	WASHER,SPRING	6	5001	-															
30A	62401-81041	NUT	3	5001	-															
51A	45058-20010	RELAY,BATTERY	1	5001	-															
52A	43871-20190	BOX,FUSE	1	5001	-															
53A	43871-20700	BOX,FUSE	1	5001	-	5011														
53B	43871-20710	BOX,FUSE	1	5012	-															
54A	39880-70220	FUSE	1	5001	-															
55A	50101-04900	RELAY	1	5001	-															
56A	50101-04450	RELAY	1	5001	-															
57A	41600-48260	PLATE	2	5001	-															
58A	31206-27200	COVER	1	5001	-	5013														
58B	31206-31860	COVER	1	5014	-															
59A	34041-23160	STRIP, SEAL	1	5001	-															
60A	34041-27840	STRIP, SEAL	1	5001	-															
61A	34041-27850	STRIP, SEAL	1	5001	-															
62A	34041-27860	STRIP, SEAL	1	5001	-	5002														
62B	34041-20600	STRIP, SEAL	2	5003	-															
63A	34041-28130	STRIP, SEAL	1	5001	-															
64A	61802-06012	BOLT,FLANGED	6	5001	-															
65A	61802-08025-7	BOLT,FLANGED	4	5001	-															
66A	39890-70010	HINGE	1	5001	-															
81A	43871-70150	BOX,FUSE	1	5001	-															
82A	39880-70220	FUSE	1	5001	-															
83A	43871-70150	BOX,FUSE	1	5001	-															
84A	39880-70230	FUSE	2	5001	-	5011														
84B	39880-70350	FUSE	2	5012	-															
101A	40495-60030	FLASHER UNIT	1	5001	-															
102A	35100-72430	SCREW	1	5001	-	5013														
102B	80104-60616	SCREW	1	5014	-															
121A	50101-05080	CONTROLLER UNIT	1	5001	-															
122A	50101-04850	CONTROLLER UNIT	1	5001	-															
123A	50101-04860	RESISTOR	1	5001	-															
124A	50101-04820	SENSOR,PRESSURE	1	5001	-															
125A	41650-29530	PLATE ASSY	1	5001	-															
126A	41717-31720	PLATE	1	5001	-															
127A	41754-25080	PLATE	1	5001	-															
128A	61802-10020	BOLT,FLANGED	6	5001	-															
129A	61802-08016-7	BOLT,FLANGED	4	5001	-															
130A	61802-06020	BOLT,FLANGED	2	5001	-															
131A	61802-06012	BOLT,FLANGED	2	5001	-															
132A	62256-51516	SCREW	2	5001	-															
153A	61802-06016	BOLT,FLANGED	4	5001	-															
133A	62721-05100	WASHER,SPRING	2	5001	-															
151A	33410-63180	CONTROLLER UNIT	1	5001	-															
152A	41753-29290	PLATE	2	5001	-															
171A	33410-63290	CONTROLLER UNIT	1	5010	-															
172A	33194-36220	CABLE ASSY	1	5010	-															
173A	32923-70090	CLAMP,HOSE	1	5010	-															
174A	35100-72430	SCREW	4	5010	-	5013														
174B	80104-60616	SCREW	4	5014	-															
191A	33190-46480	CABLE	1	5010	-															
211A	31206-29870	COVER	1	5001	-															
212A	61802-10012	BOLT,FLANGED	2	5001	-															

ELECTRICAL EQUIPMENT MOUNT (REAR CONSOLE)



1-A

HEAD LIGHT

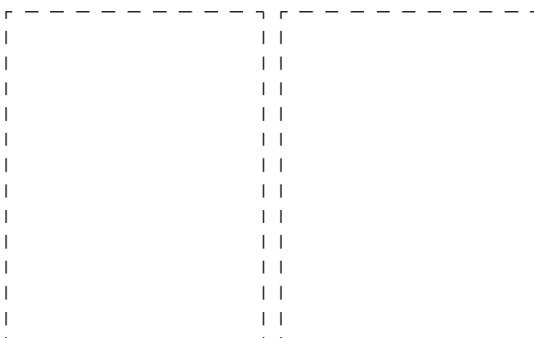
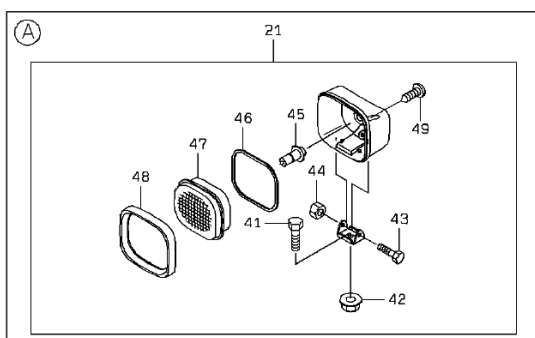
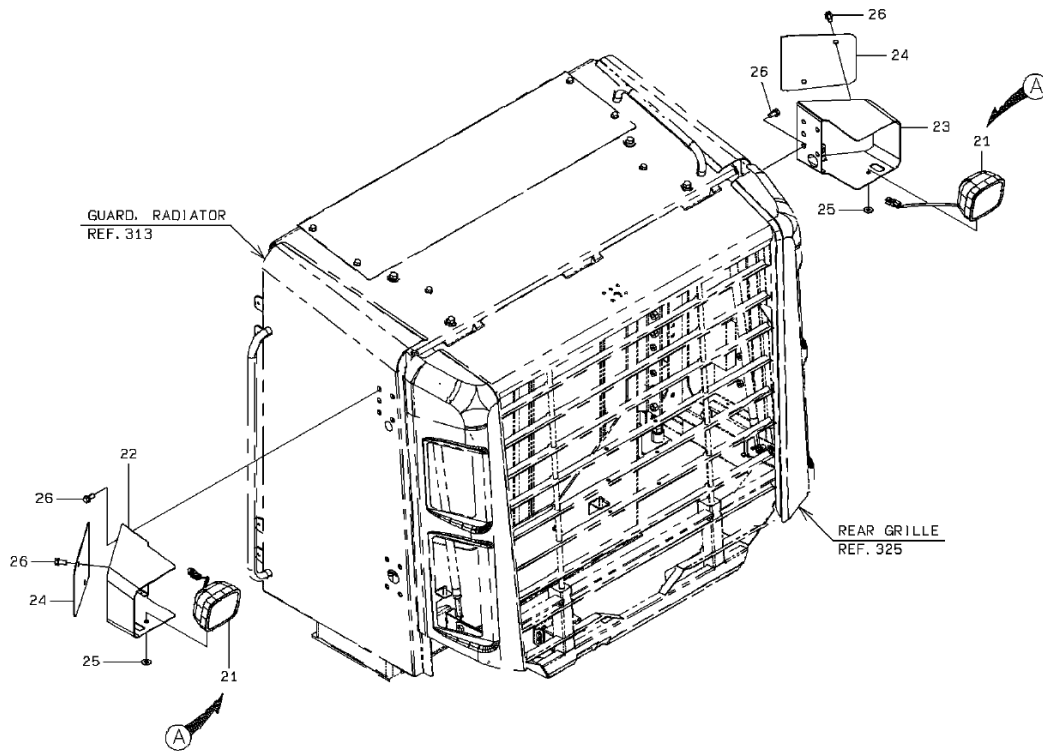



1-A

HEAD LIGHT

SYM-BOL	PART NUMBER	PART NAME	UNIT Q,TY	SERIAL (A) - (B)	REMARKS						
					N	P	D	(A)	(B)	(C)	(D)
21A	40968-28320	BRACKET,LAMP	1	5001 -							
22A	40968-28330	BRACKET,LAMP	1	5001 -							
23A	41716-23700-7	PLATE	1	5001 -							
24A	41716-23710-7	PLATE	1	5001 -							
25A	44890-60350	LAMP,HEAD	2	5001 -				Y01			
26A	44881-60390	LAMP,COMBINATION	2	5001 -					Y02		
28A	32923-70120	CLAMP,HOSE	2	5001 -							FR M8
29A	32923-70090	CLAMP,HOSE	2	5001 -							L=202
30A	61802-10020	BOLT,FLANGED	8	5001 -							
31A	61802-12025	BOLT,FLANGED	8	5001 -							
51A	38480-70850	BULB	1	5001 -				01			24V75/70W(H4)
52A	38480-70930	BULB	1	5001 -					02		24V25W
53A	38480-70940	BULB	1	5001 -					02		24V5W
54A	45701-71030	LENS	1	5001 -					02		
55A	45701-71040	LENS	1	5001 -					02		

WORKING LAMP

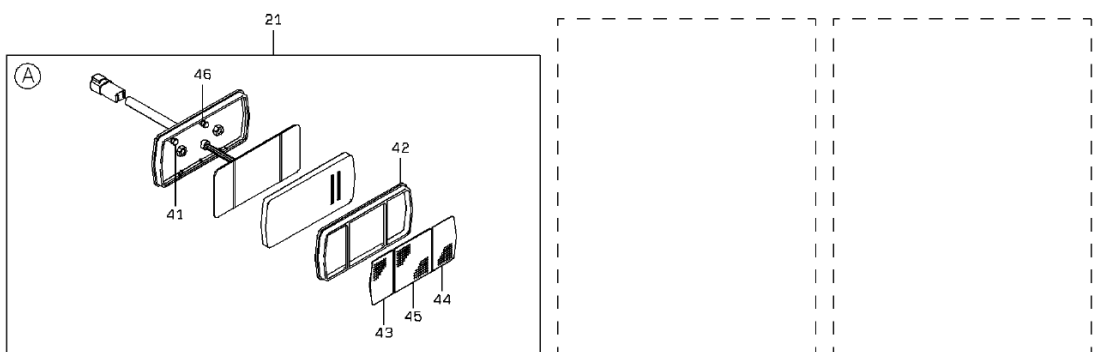
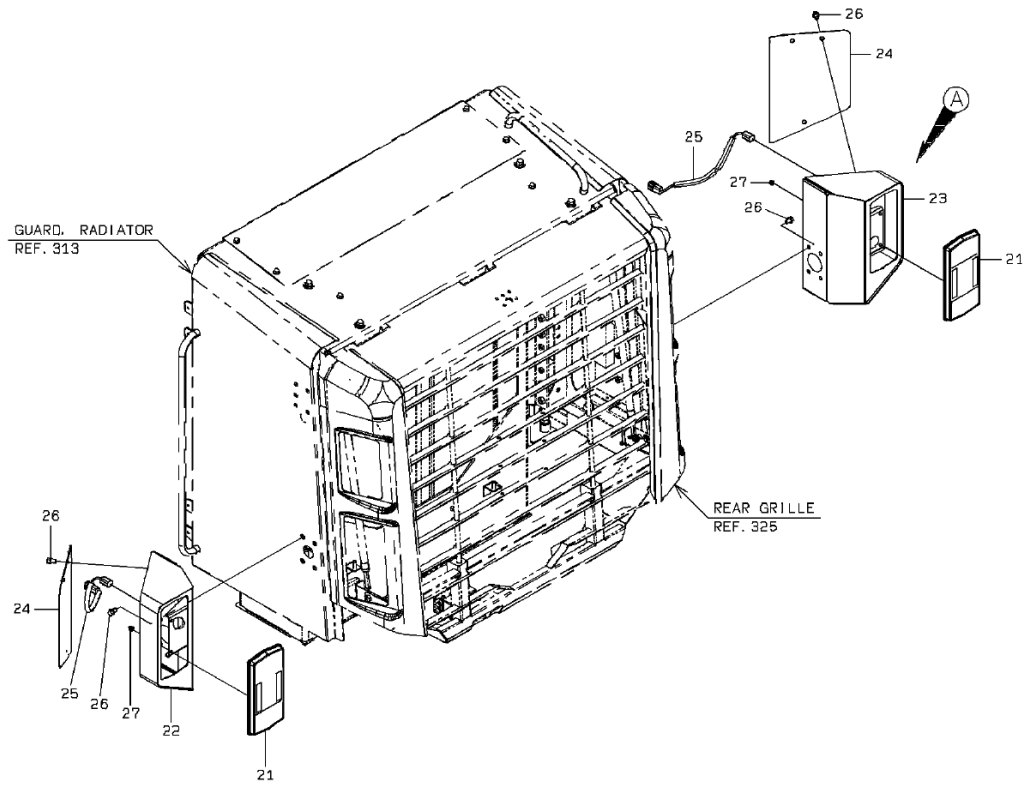
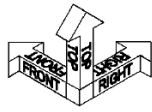


1-A

WORKING LAMP

SYM-BOL	PART NUMBER	PART NAME	UNIT Q,TY	SERIAL		REMARKS							
				(A)	(B)	N	P	D	(A)	(B)	(C)	(D)	REMARKS
21A	44890-60370	LAMP,HEAD	2	5001	-						Y01		
22A	40903-24860-7	BRACKET	1	5001	-								
23A	40903-24870-7	BRACKET	1	5001	-								
24A	41716-21600-7	PLATE	2	5001	-								
25A	46011-20180	WASHER,PLANE	2	5001	-								
26A	61802-10020	BOLT,FLANGED	12	5001	-								
41A	61001-08020	BOLT	1	5001	-						01		
42A	37600-73180	NUT	1	5001	-						01		
43A	61001-06050	BOLT	1	5001	-						01		
44A	37600-72340	NUT	1	5001	-						01		
45A	38480-71120	BULB	1	5001	-						01		
46A	31990-72400	GASKET	1	5001	-						01		
47A	45701-71280	LENS	1	5001	-						01		
48A	40600-71320	FRAME	1	5001	-						01		
49A	62261-14018	SCREW,TAPPING	4	5001	-						01		

REAR COMBINATION LAMP



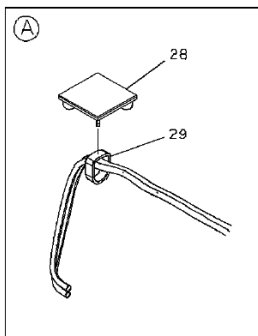
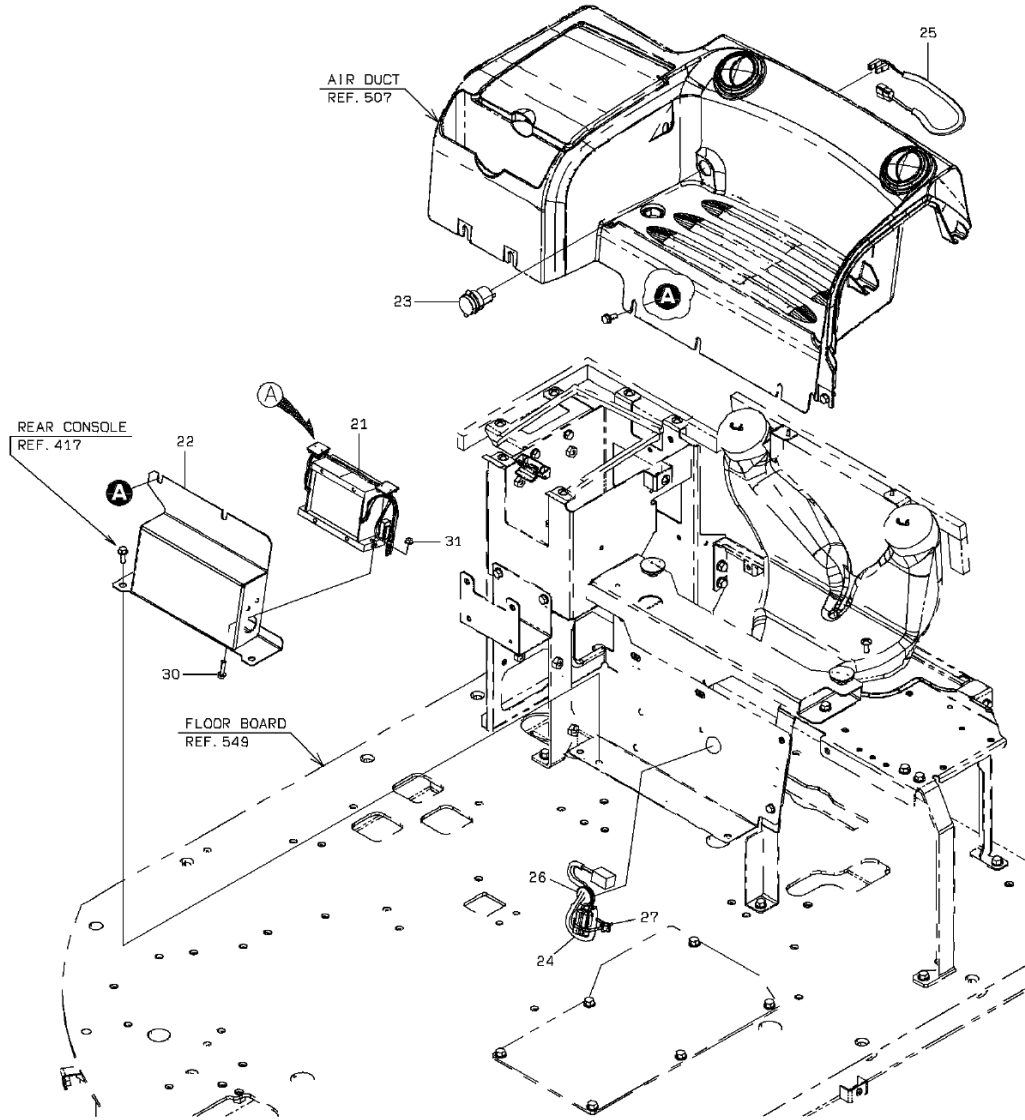
1-A

REAR COMBINATION LAMP

SYM-BOL	PART NUMBER	PART NAME	UNIT Q,TY	SERIAL (A) - (B)	REMARKS						
					N	P	D	(A)	(B)	(C)	(D)
21A	44881-60490-7	LAMP,COMBINATION	2	5001 -				Y01			
22A	40968-28000-7	BRACKET,LAMP	1	5001 -							
23A	40968-28010-7	BRACKET,LAMP	1	5001 -							
24A	41715-56600-7	PLATE	2	5001 -							
25A	33194-34900	CABLE ASSY	2	5001 -							COMBINATION LAMP
26A	61802-10016	BOLT,FLANGED	14	5001 -							
27A	62480-21061	NUT,FLANGED	4	5001 -							
41A	43900-74700-7	BOLT	2	5001 -				01			
42A	32280-70190-7	CARRIER	1	5001 -				01			
43A	45701-71160-7	LENS	1	5001 -				01			AMBER(TURN)
44A	45701-71170-7	LENS	1	5001 -				01			CLEAR(BACKUP)
45A	45701-71180-7	LENS	1	5001 -				01			RED(STOP/TAIL)
46A	47131-78010-7	RING,O	2	5001 -				01			

ELECTRICAL EQUIPMENT MOUNT (DC CONVERTER)

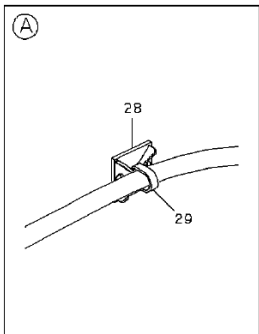
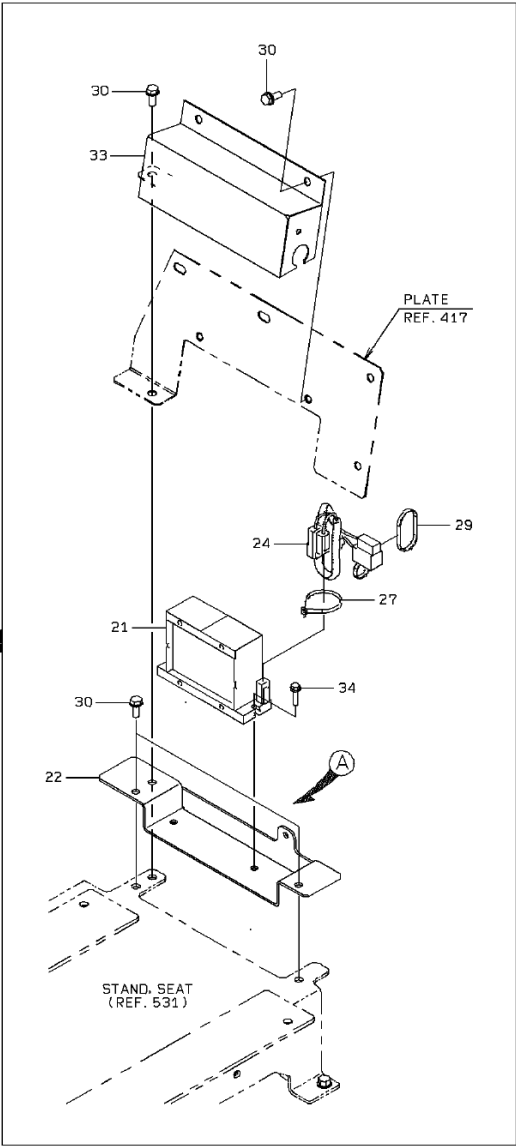
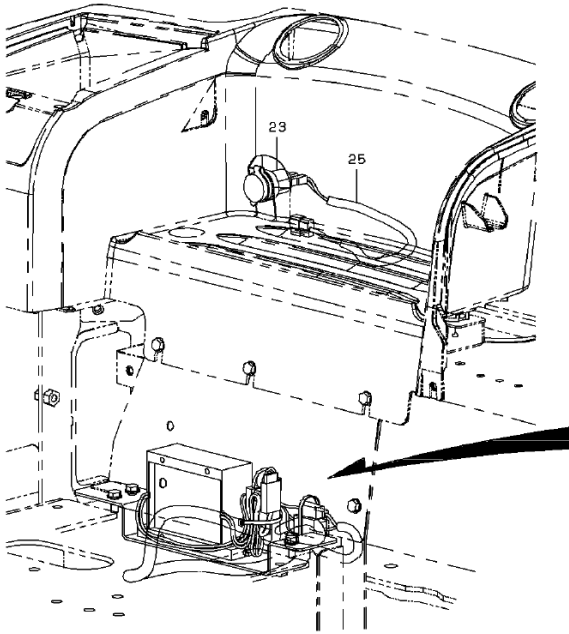
< S/N 5001 - 5050 >



1-B

ELECTRICAL EQUIPMENT MOUNT (DC CONVERTER)

< S/N 5051 - >



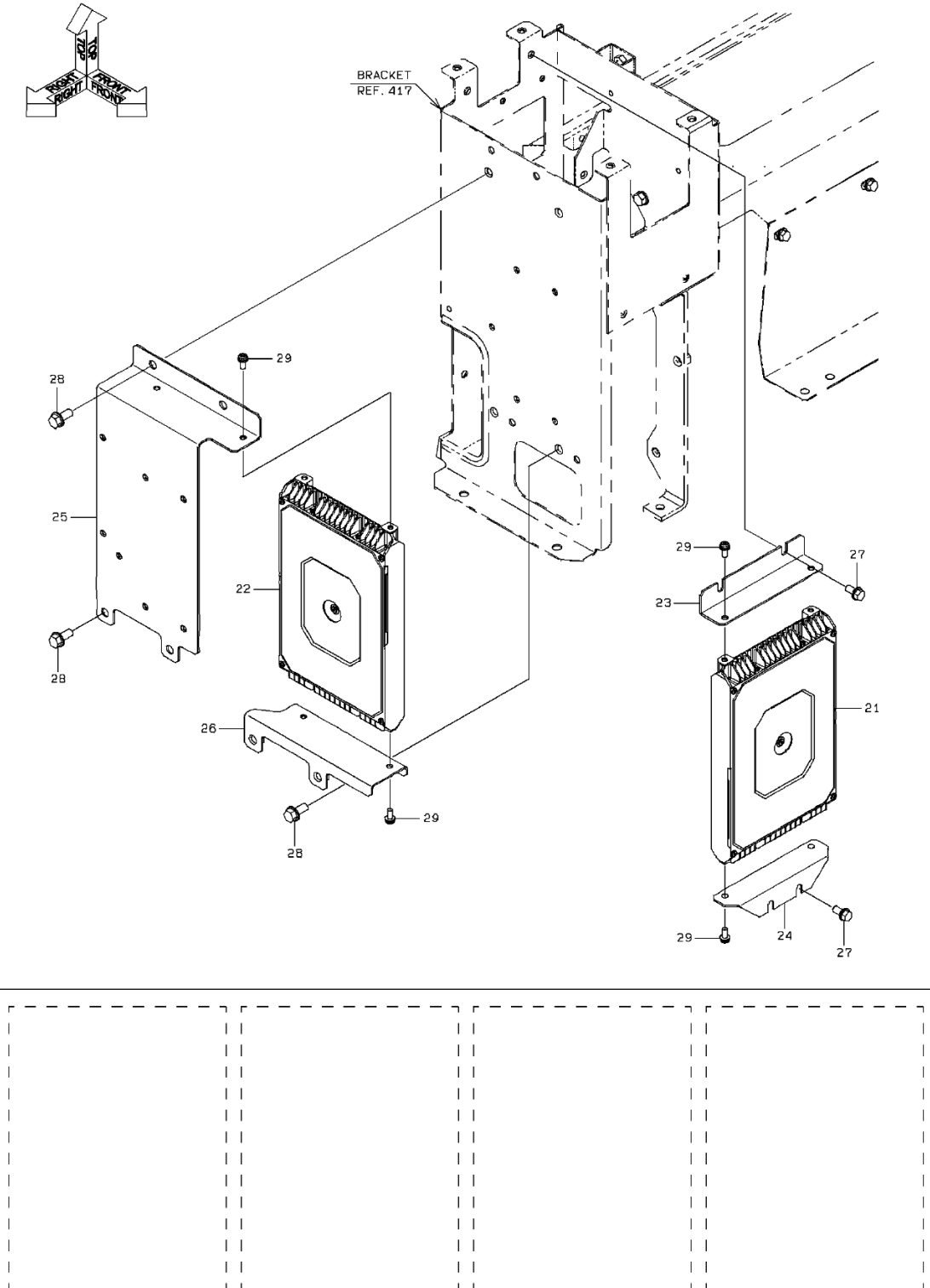
2-A

ELECTRICAL EQUIPMENT MOUNT (DC CONVERTER)

SYM-BOL	PART NUMBER	PART NAME	UNIT Q,TY	SERIAL (A) - (B)	REMARKS						
					N	P	D	(A)	(B)	(C)	(D)
21A	33460-60320-7	CONVERTER	1	5001 - 5050							
21B	33460-60360-7	CONVERTER	1	5051 -		C					
22A	40903-28310	BRACKET	1	5001 - 5011							
22B	40903-30240	BRACKET	1	5012 - 5050		C					
22C	40903-37690	BRACKET	1	5051 -		B					
23A	35902-60020-7	SOCKET ASSY	1	5001 -							
24A	33194-36350	CABLE ASSY	1	5001 - 5013							
24B	33194-43610	CABLE ASSY	1	5014 -		C					
25A	33194-36360	CABLE ASSY	1	5001 -							
26A	41533-20180	PLUG,ELASTIC	1	5001 - 5050			D				
27A	32925-20010	CLAMP,CABLE	1	5001 -							
28A	32923-70190	CLAMP,HOSE	2	5001 -							
29A	32923-70090	CLAMP,HOSE	2	5001 - 5050							L=202
29B	32923-70090	CLAMP,HOSE	3	5051 -							L=202
30A	61802-06025	BOLT,FLANGED	2	5001 - 5050							
30B	80102-60820	BOLT,W/WASHER	5	5051 -		B					
31A	62480-21061	NUT,FLANGED	2	5001 - 5050			D				
33A	41718-56400	PLATE	1	5051 -							
34A	80102-60625	BOLT,W/WASHER	2	5051 -							

MEMO

MAIN CONTROLLER

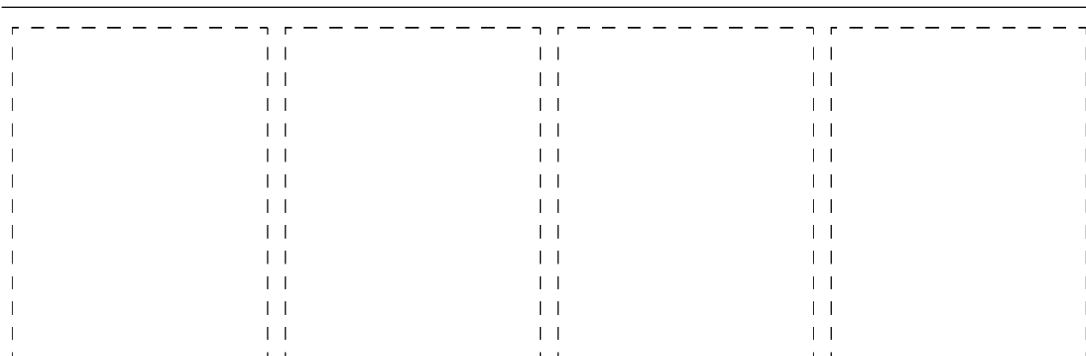
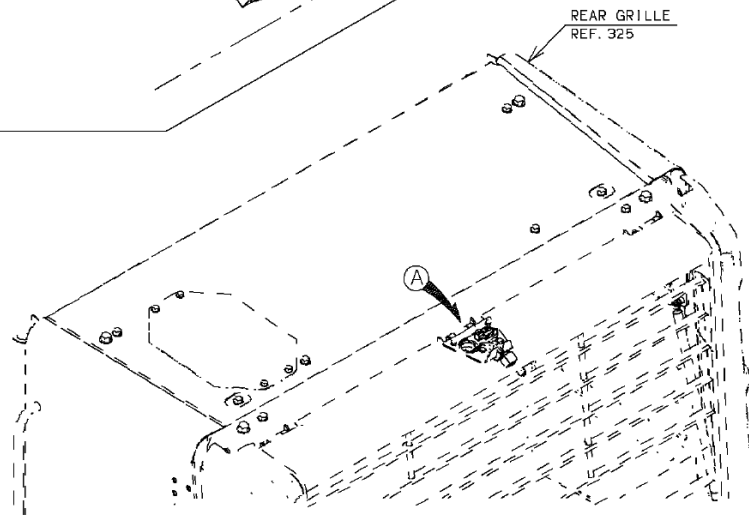
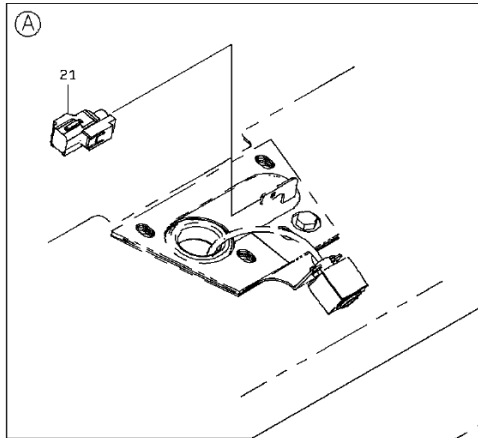


1-A

MAIN CONTROLLER

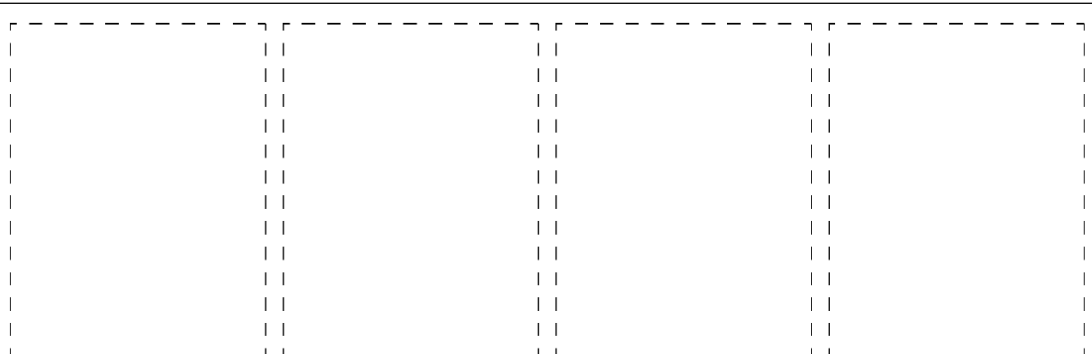
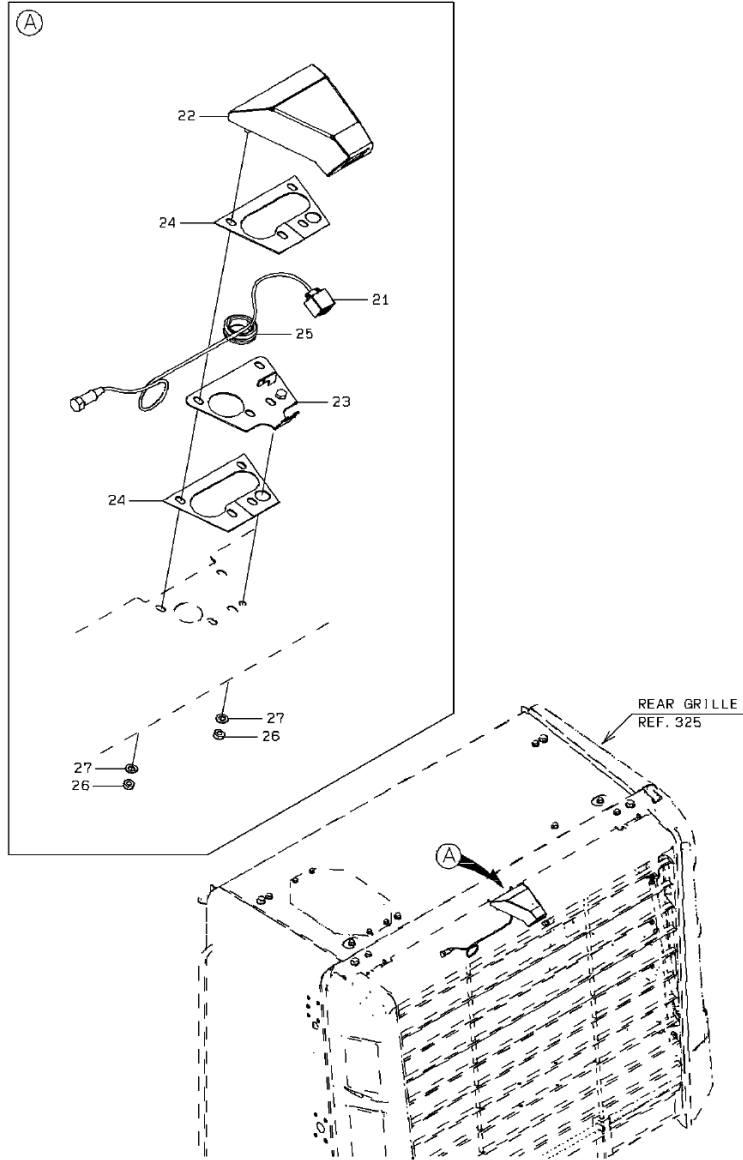
SYM-BOL	PART NUMBER	PART NAME	UNIT Q,TY	SERIAL (A) - (B)	REMARKS					
					N	P	D	(A)	(B)	(C)
21A	33410-63570	CONTROLLER UNIT	1	5001 -						
22A	33410-63590	CONTROLLER UNIT	1	5001 - 5050						
22B	33410-21340	CONTROLLER UNIT	1	5051 -	C					
23A	41715-20530-7	PLATE	1	5001 -						
24A	41716-27570-7	PLATE	1	5001 -						
25A	41753-34930	PLATE	1	5001 -						
26A	41753-43650	PLATE	1	5001 -						
27A	61802-08016-7	BOLT,FLANGED	4	5001 -						
28A	61802-10020	BOLT,FLANGED	6	5001 -						
29A	35100-72430	SCREW	8	5001 - 5013						
29B	80104-60616	SCREW	8	5014 -	A					

SENSOR MOUNT (TEMPERATURE)

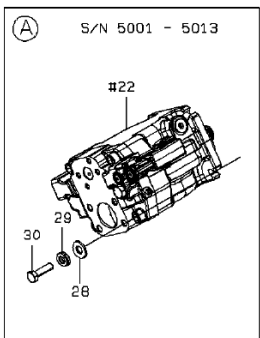
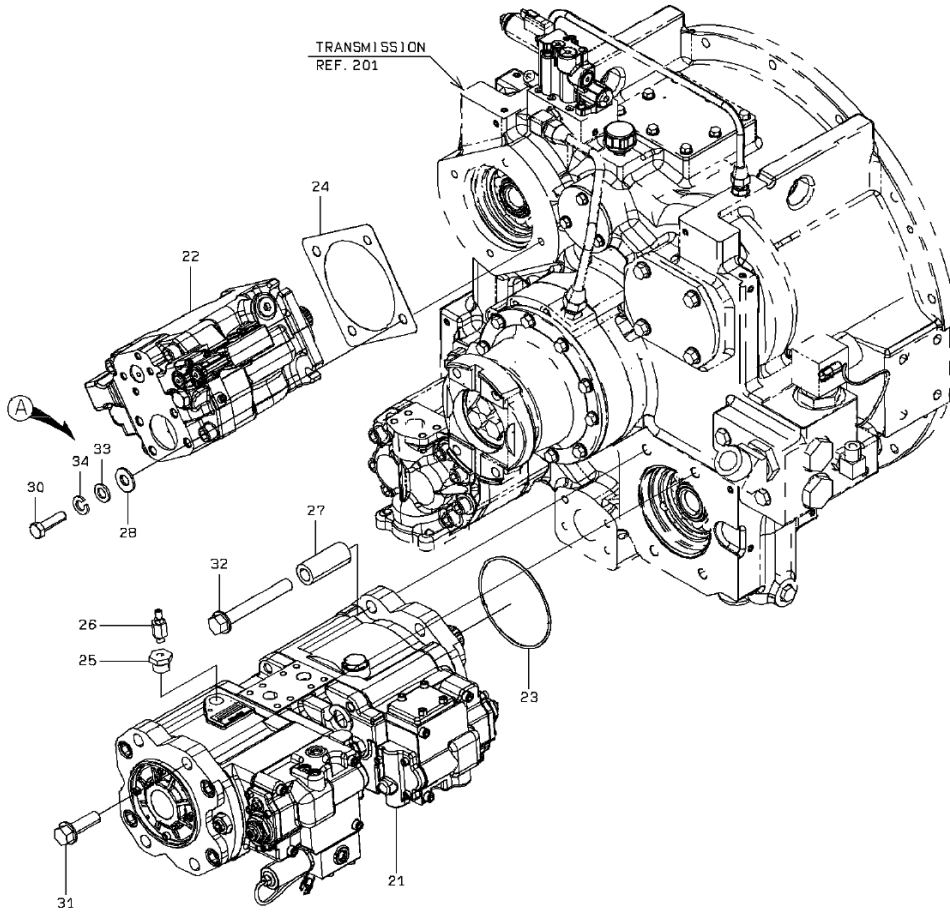


1-A

TELEVISOR MOUNT



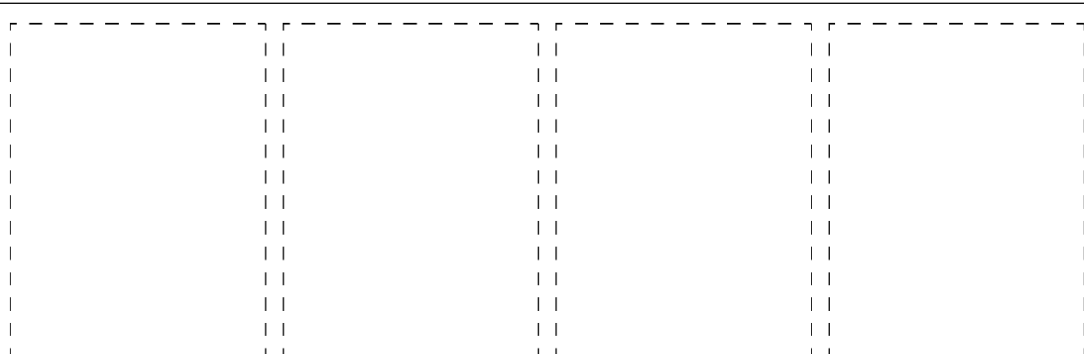
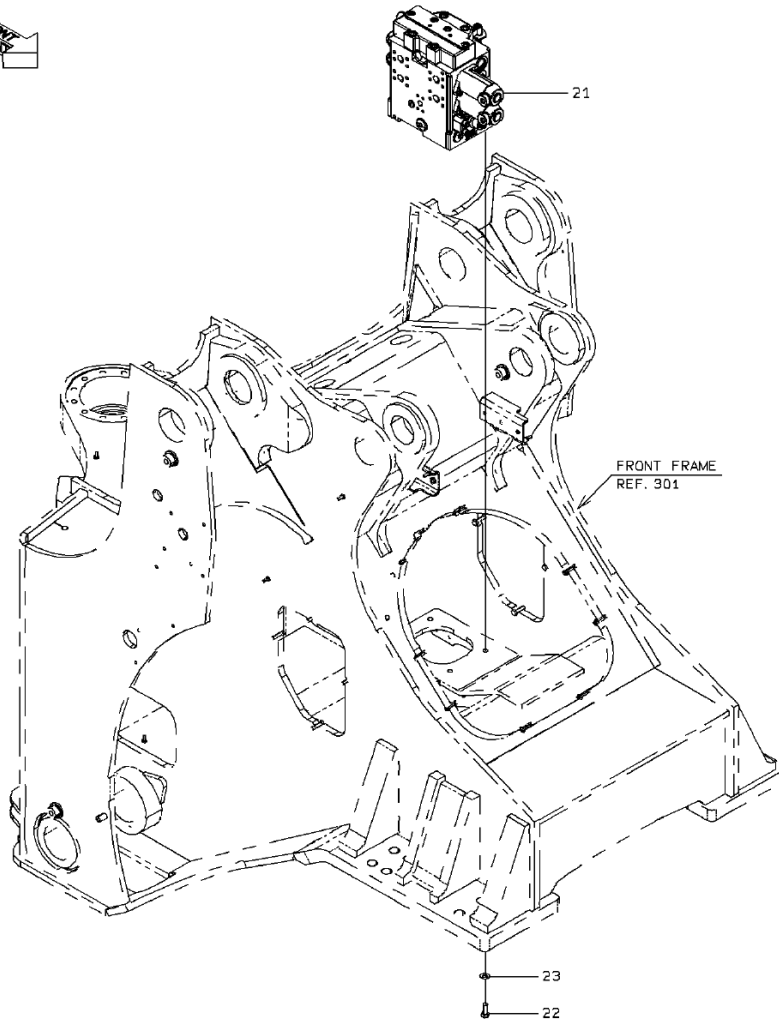
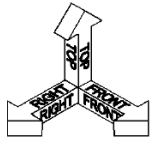
PUMP DEVICE



PUMP DEVICE

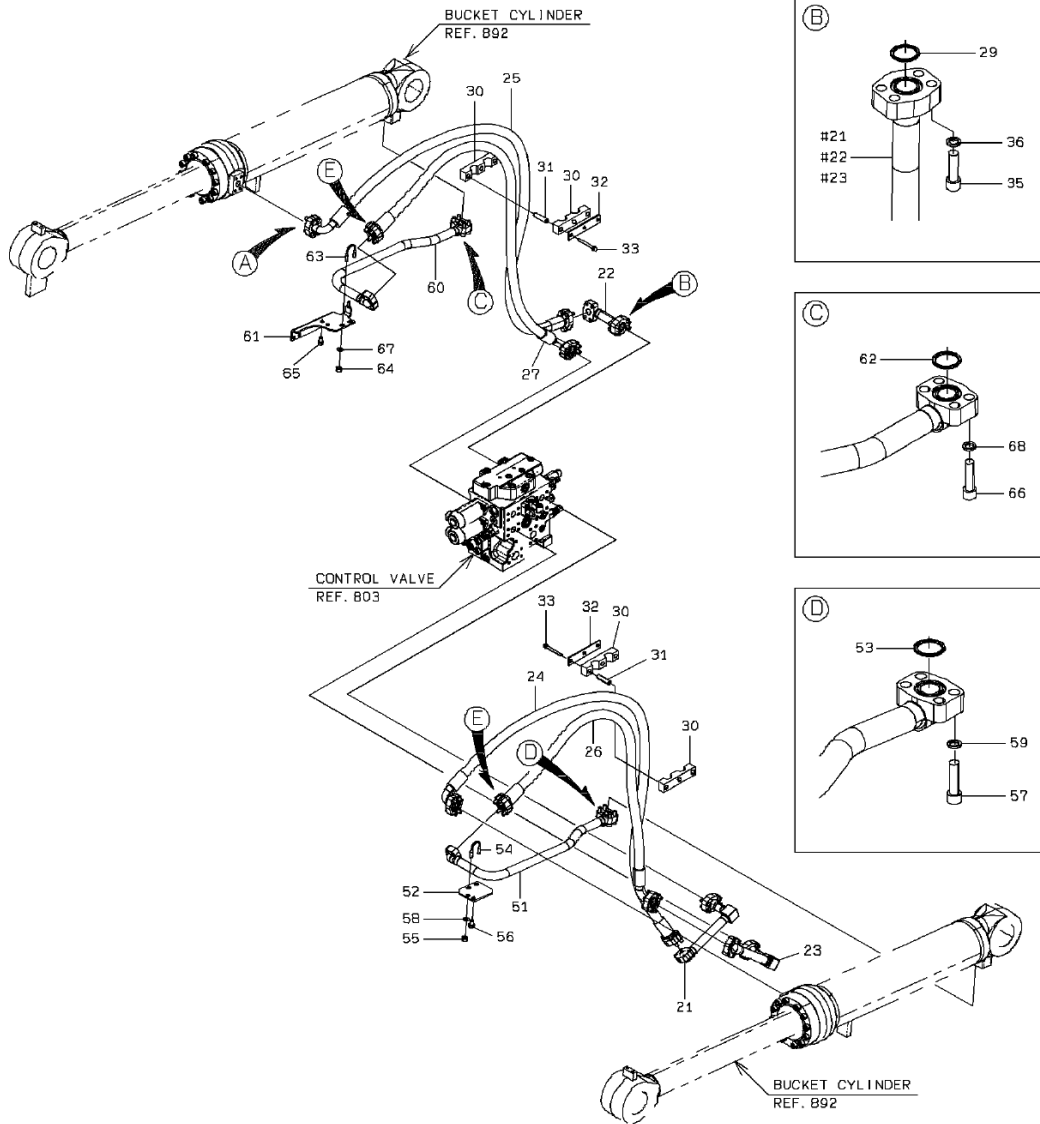
SYM-BOL	PART NUMBER	PART NAME	UNIT Q,TY	SERIAL		REMARKS						
				(A)	(B)	N	P	D	(A)	(B)	(C)	(D)
21A	44083-62410	PUMP ASSY,OIL	1	5001	-							REF.NSA-101
22A	44083-62380	PUMP ASSY,OIL	1	5001	-							REF.NSA-103
23A	65210-26125	RING,O	1	5001	-							
24A	31990-27570	GASKET	1	5001	-							
25A	41530-23330	PLUG	1	5001	-							
26A	35107-70010	SCREW,BLEED	1	5001	-							
27A	35700-22720	SPACER	1	5001	-							
28A	46011-24290	WASHER,PLANE	4	5001	-							
29A	46021-20080	WASHER,SPHERICAL	4	5001	- 5013				D			
30A	43900-26730	BOLT	4	5001	-							
31A	61802-16050	BOLT,FLANGED	3	5001	-							
32A	61802-16120	BOLT,FLANGED	1	5001	-							
33A	62710-18121	WASHER,PLANE	4	5014	-							
34A	62721-12100	WASHER,SPRING	4	5014	-							

CONTROL VALVE (2-SPOOL)

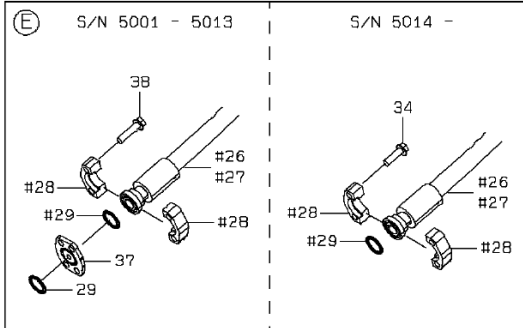
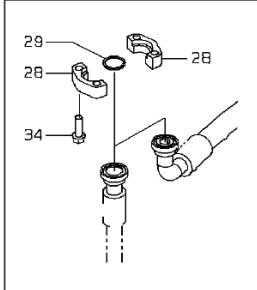


1-A

MAIN PIPING (FRONT CHASSIS)




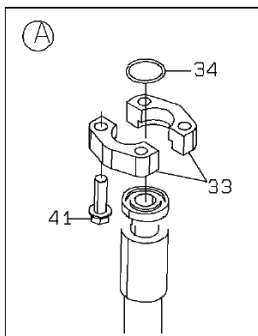
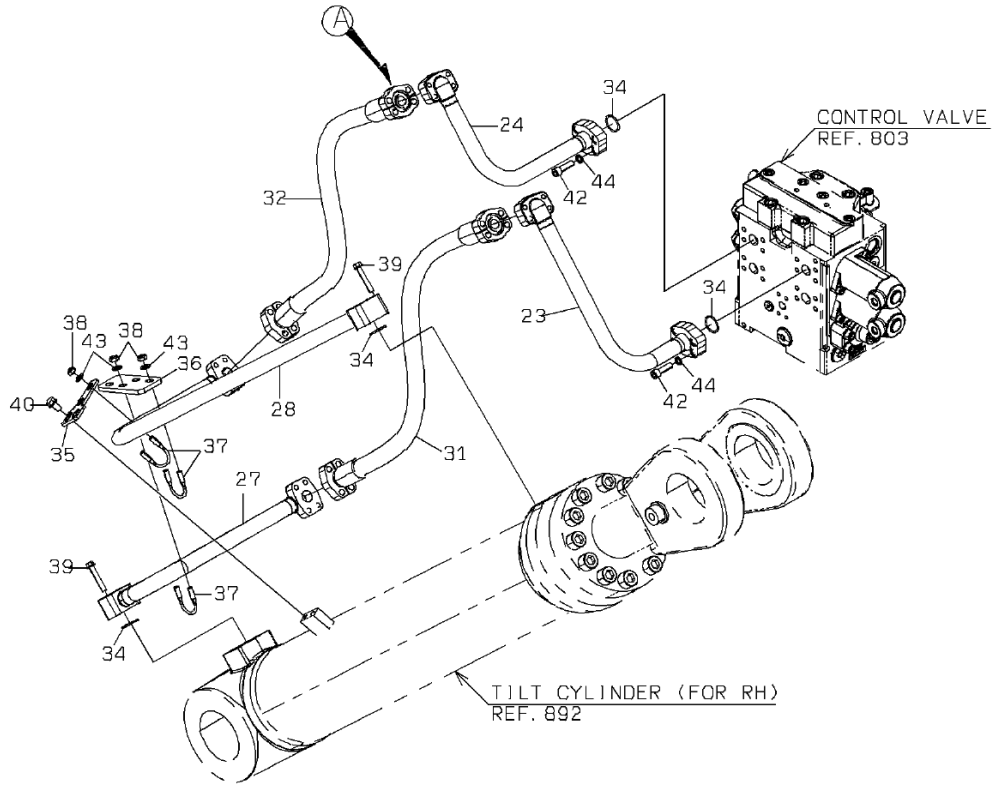
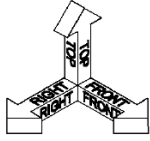
DETAIL OF SPLIT FLANGE



MAIN PIPING (FRONT CHASSIS)

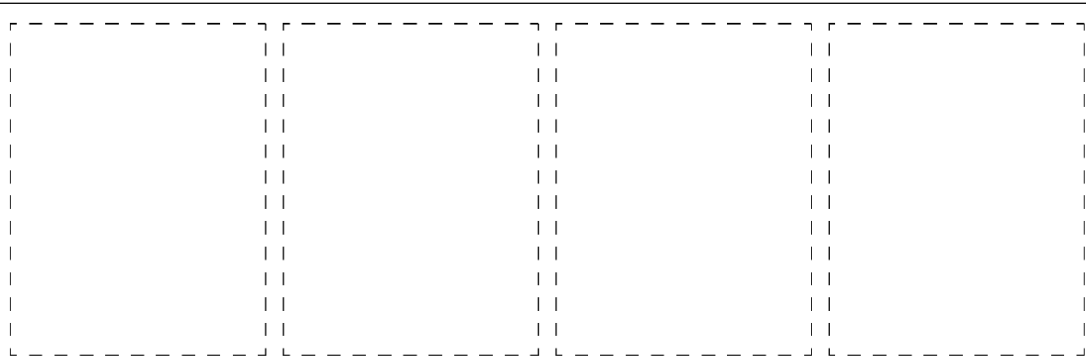
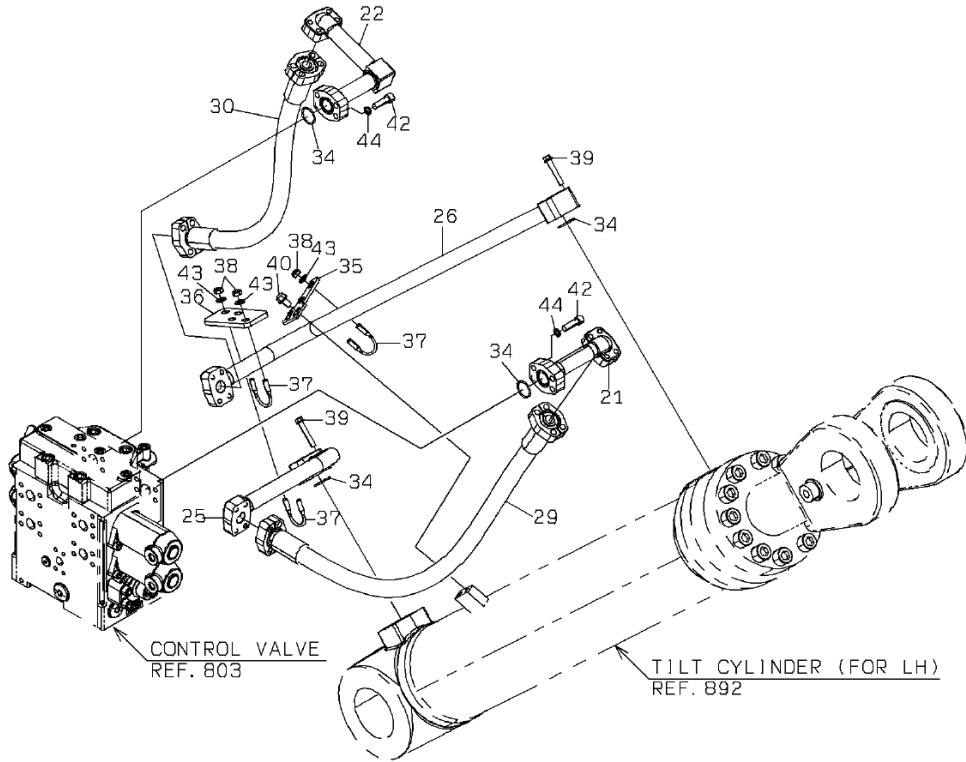
SYM-BOL	PART NUMBER	PART NAME	UNIT Q,TY	SERIAL		REMARKS						
				(A)	(B)	N	P	D	(A)	(B)	(C)	(D)
21A	38775-44130	PIPE,OIL	1	5001	-							
22A	38775-43000	PIPE,OIL	1	5001	-							
23A	38775-43010	PIPE,OIL	1	5001	-							
24A	68878-60232-7	HOSE,HIGH PRESSURE	1	5001	-							
25A	68878-60241	HOSE,HIGH PRESSURE	1	5001	-							
26A	68878-60163-7	HOSE,HIGH PRESSURE	1	5001	-							
27A	68878-60187-7	HOSE,HIGH PRESSURE	1	5001	-							
28A	69811-25420	FLANGE,SPLIT	16	5001	-							
29A	65220-31024	RING,O	13	5001	-							
29B	65220-31024	RING,O	11	5014	-							
30A	32923-21230	CLAMP,HOSE	4	5001	-							
31A	38720-20390	PIPE	6	5001	-							
32A	41608-25140	PLATE	2	5001	-							
33A	61802-10085	BOLT,FLANGED	6	5001	-							
34A	61802-12040	BOLT,FLANGED	24	5001	-							
34B	61802-12040	BOLT,FLANGED	32	5014	-							
35A	61101-12040	BOLT,SOCKET	12	5001	-							
36A	62731-12100	WASHER,SPRING	12	5001	-							
37A	30230-30890	ADAPTER	2	5001	-							
38A	61802-12050	BOLT,FLANGED	8	5001	-							
51A	38775-44270	PIPE,OIL	1	5001	-							
52A	41715-23370	PLATE	1	5001	-							
53A	65220-31024	RING,O	1	5001	-							
54A	43962-20030	BOLT,U	1	5001	-							
55A	88031-06101	NUT,SELF-LOCKING	2	5001	-							
56A	61802-12020	BOLT,FLANGED	2	5001	-							
57A	61101-12045	BOLT,SOCKET	4	5001	-							
58A	62701-40101	WASHER,PLANE	2	5001	-							
59A	62731-12100	WASHER,SPRING	4	5001	-							
60A	38775-44280	PIPE,OIL	1	5001	-							
61A	41754-45870	PLATE	1	5001	-							
62A	65220-31024	RING,O	1	5001	-							
63A	43962-20030	BOLT,U	1	5001	-							
64A	88031-06101	NUT,SELF-LOCKING	2	5001	-							
65A	61802-12020	BOLT,FLANGED	2	5001	-							
66A	61101-12045	BOLT,SOCKET	4	5001	-							
67A	62701-40101	WASHER,PLANE	2	5001	-							
68A	62731-12100	WASHER,SPRING	4	5001	-							

MAIN PIPING (BOOM)



1-A

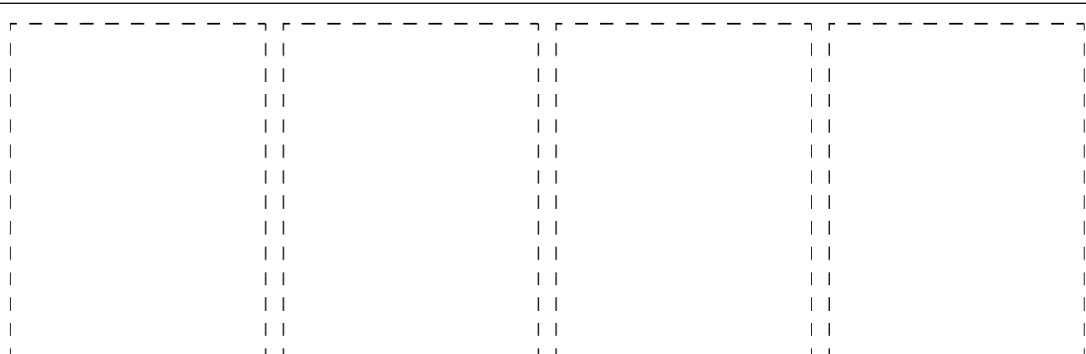
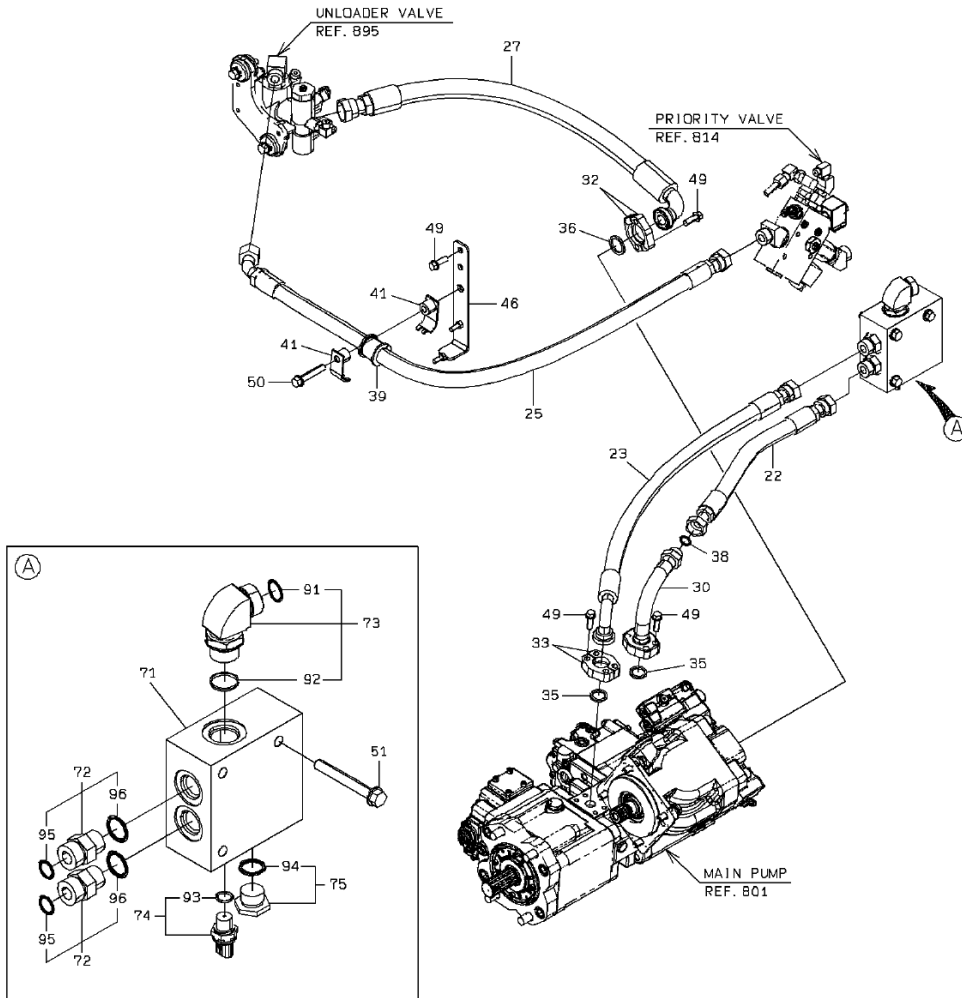
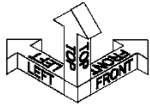
MAIN PIPING (BOOM)



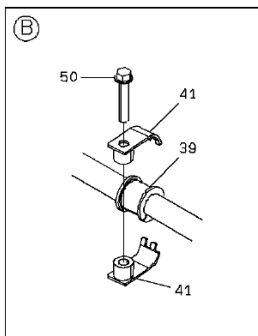
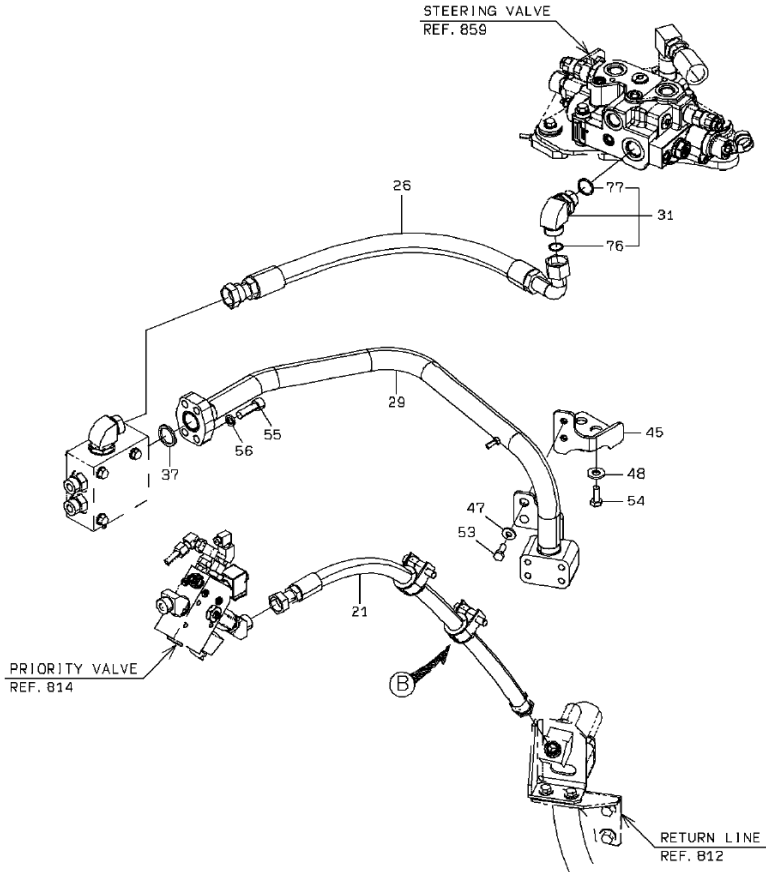
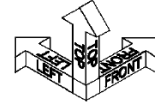
2-A

MEMO

MAIN PIPING (PUMP)

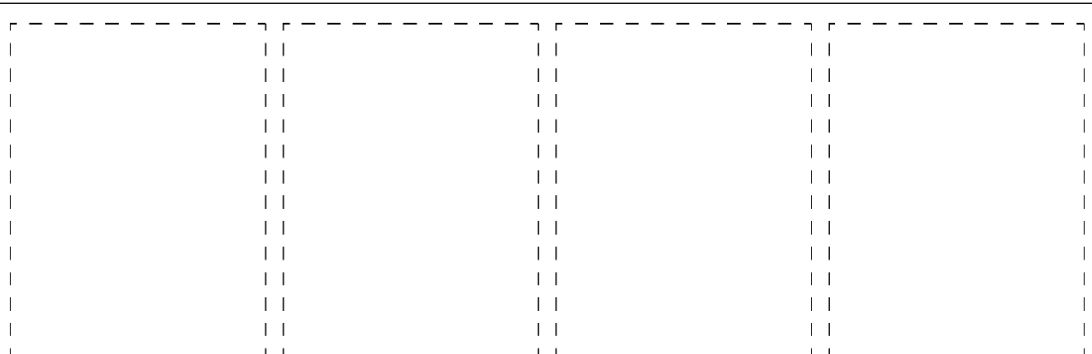
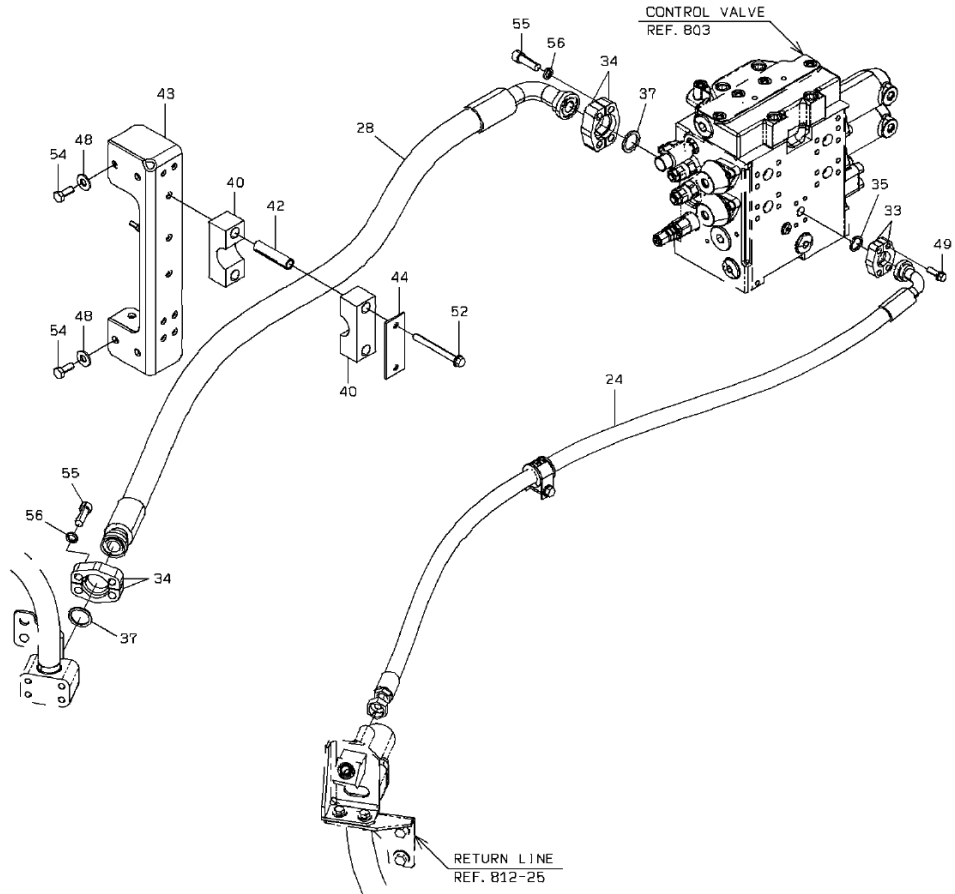



MAIN PIPING (PUMP)



2-A

MAIN PIPING (PUMP)

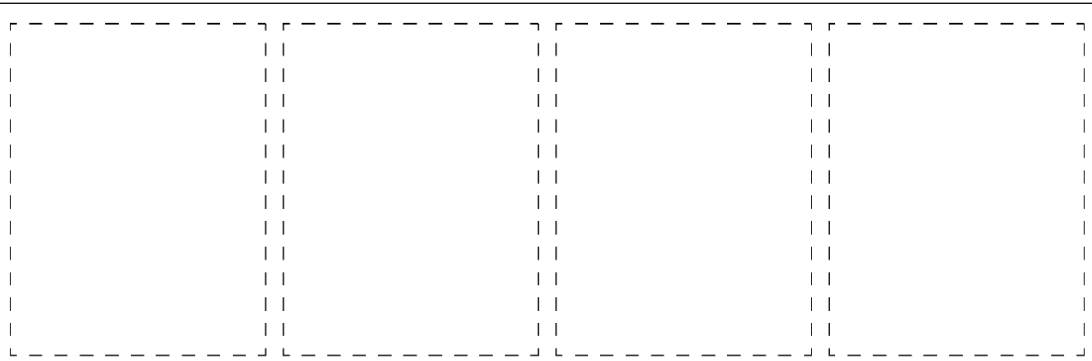
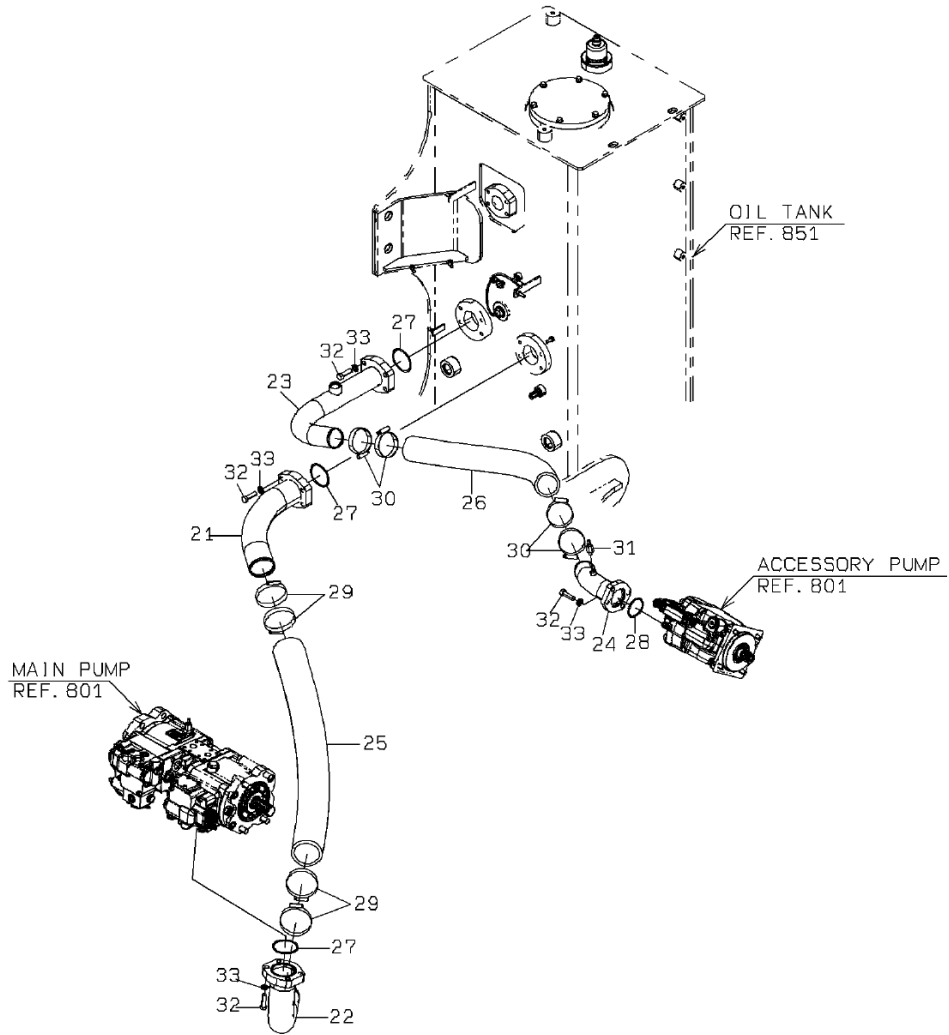


3-A

MAIN PIPING (PUMP)

SYM-BOL	PART NUMBER	PART NAME	UNIT Q,TY	SERIAL		REMARKS						
				(A)	(B)	N	P	D	(A)	(B)	(C)	(D)
21A	68855-50120	HOSE,HIGH PRESSURE	1	5001	-							
22A	68855-50064	HOSE,HIGH PRESSURE	1	5001	-							
23A	68858-50082	HOSE,HIGH PRESSURE	1	5001	-							
24A	68858-50175-7	HOSE,HIGH PRESSURE	1	5001	-							
25A	68845-50121	HOSE,HIGH PRESSURE	1	5001	-							
26A	68835-60077	HOSE,HIGH PRESSURE	1	5001	-							
27A	43103-24170	HOSE,HIGH PRESSURE	1	5001	-							
28A	68878-70174	HOSE,HIGH PRESSURE	1	5001	-							
29A	38775-43860	PIPE,OIL	1	5001	-							
30A	38775-42430	PIPE,OIL	1	5001	-							
31A	30241-60160	ADAPTER,ELBOW	1	5001	-				Y01			
32A	69811-25210-7	FLANGE,SPLIT	2	5001	-							
33A	69811-19420	FLANGE,SPLIT	4	5001	-							
34A	69811-32420	FLANGE,SPLIT	4	5001	-							
35A	65220-31019	RING,O	3	5001	-							
36A	65220-31024	RING,O	1	5001	-							
37A	65220-31027	RING,O	3	5001	-							
38A	47131-21020	RING,O	1	5001	-							
39A	88820-00040	BUSHING,ELASTIC	4	5001	-							
40A	32923-20080	CLAMP,HOSE	2	5001	-							
41A	32923-21330	CLAMP,HOSE	8	5001	-							
42A	38720-20970	PIPE	2	5001	-							
43A	41753-37420	PLATE	1	5001	-							
44A	41600-42870	PLATE	1	5001	-							
45A	41754-32630	PLATE	1	5001	-							
46A	41754-32640	PLATE	1	5001	-							
47A	46011-20190	WASHER,PLANE	2	5001	-							
48A	46011-20200	WASHER,PLANE	6	5001	-							
49A	61802-10030	BOLT,FLANGED	18	5001	-							
50A	61802-12065	BOLT,FLANGED	4	5001	-							
51A	61802-12090	BOLT,FLANGED	3	5001	-							
52A	61802-12115	BOLT,FLANGED	2	5001	-							
53A	61033-10030	BOLT	2	5001	-							
71A	41410-40870	BLOCK	1	5001	-							
54A	61033-12030	BOLT	6	5001	-							
55A	61101-14045	BOLT,SOCKET	12	5001	-							
56A	62731-14100	WASHER,SPRING	12	5001	-							
72A	88215-11912	ADAPTER	2	5001	-				Y05			
73A	30241-60160	ADAPTER,ELBOW	1	5001	-				Y02			
74A	35830-60120	SENSOR,PRESSURE	1	5001	-					Y03		
75A	88390-21312	PLUG	1	5001	-						Y04	
76A	65210-12029	RING,O	1	5001	-				01			
77A	47131-77820	RING,O	1	5001	-				01			
91A	65210-12029	RING,O	1	5001	-					02		
92A	47131-77820	RING,O	1	5001	-					02		
93A	47131-78730	RING,O	1	5001	-						03	
94A	65210-12024	RING,O	1	5001	-							04
95A	47131-21020	RING,O	1	5001	-				05			
96A	65210-12024	RING,O	1	5001	-				05			

MAIN PIPING (SUCTION)


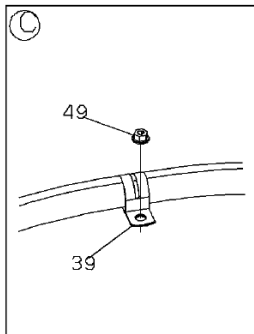
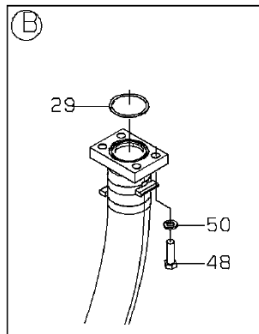
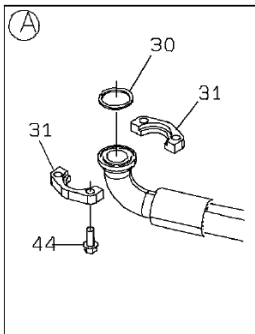
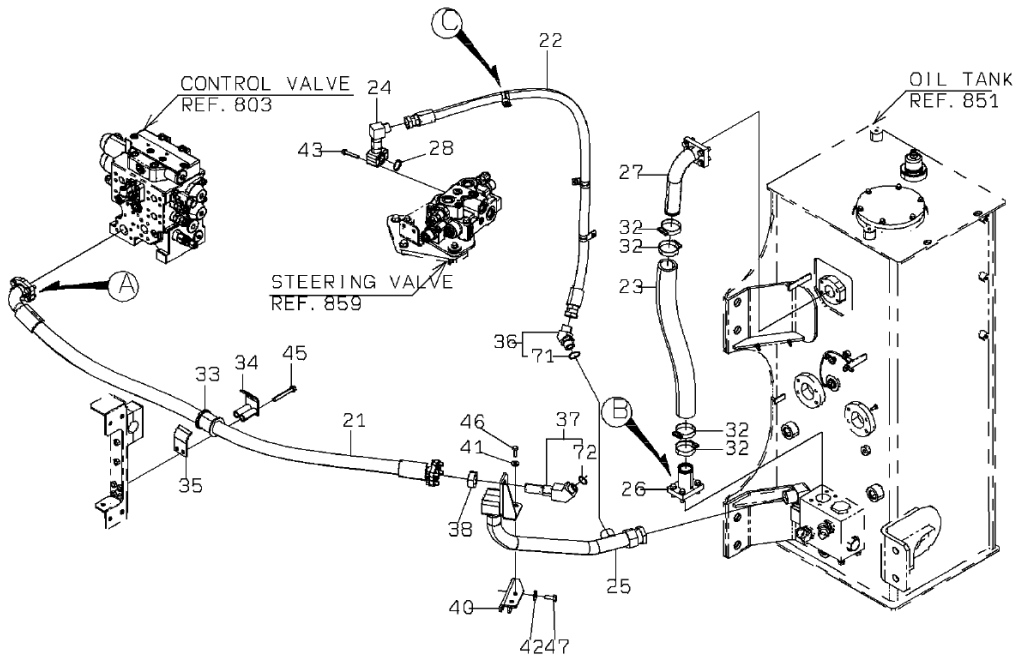



1-A

MAIN PIPING (SUCTION)

SYM-BOL	PART NUMBER	PART NAME	UNIT Q,TY	SERIAL (A) - (B)	REMARKS					
					N	P	D	(A)	(B)	(C)
21A	38775-43950	PIPE,OIL	1	5001 -						
22A	38775-43960	PIPE,OIL	1	5001 -						
23A	38775-43970	PIPE,OIL	1	5001 -						
24A	38775-43940	PIPE,OIL	1	5001 -						
25A	67041-75085	HOSE,HEAT RESISTING LP	1	5001 -						
26A	67041-60088	HOSE,HEAT RESISTING LP	1	5001 -						
27A	65220-41010	RING,O	3	5001 -						
28A	65220-41006	RING,O	1	5001 -						
29A	69030-10500	BAND,HOSE-HIGH TORQUE	4	5001 -						
30A	69030-09200	BAND,HOSE-HIGH TORQUE	4	5001 -						
31A	35107-70010	SCREW,BLEED	1	5001 -						
32A	61057-12040	BOLT	16	5001 -						
33A	62721-12100	WASHER,SPRING	16	5001 -						

MAIN PIPING (RETURN)

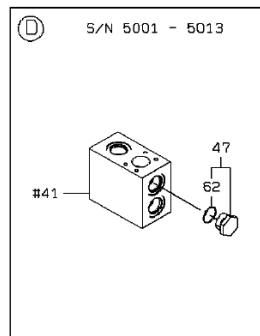
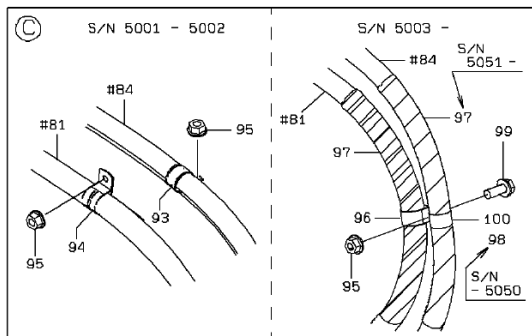
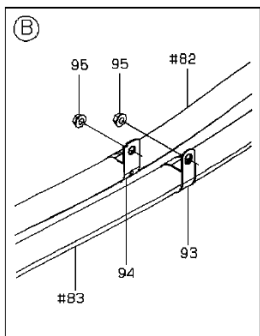
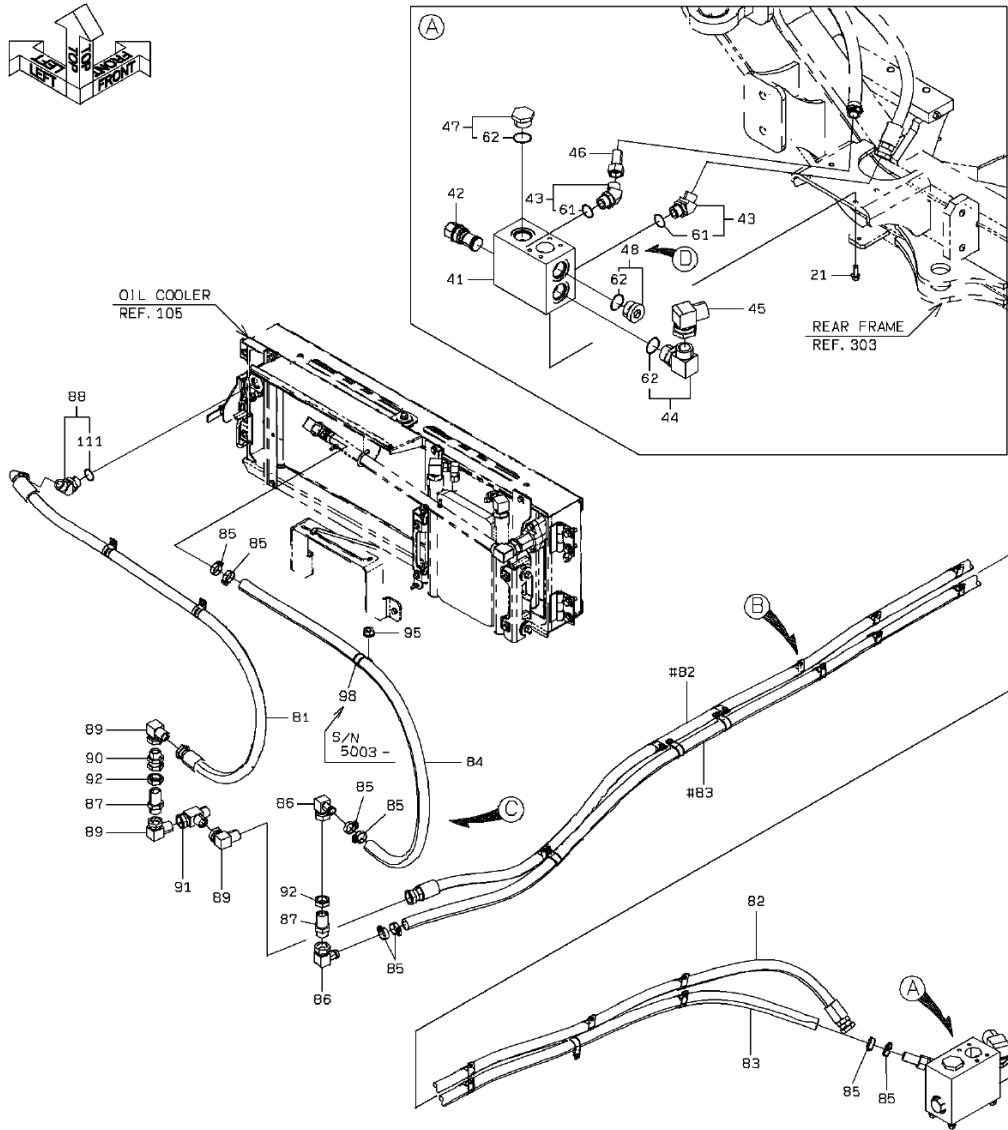


1-A

MAIN PIPING (RETURN)

SYM-BOL	PART NUMBER	PART NAME	UNIT Q,TY	SERIAL		REMARKS								
				(A)	(B)	N	P	D	(A)	(B)	(C)	(D)	REMARKS	
21A	68278-80179	HOSE,HIGH PRESSURE	1	5001	-									
22A	68255-60170	HOSE,HIGH PRESSURE	1	5001	-									
23A	67040-50000	HOSE,HEAT RESISTING LP	1 M	5001	-									L=660
24A	38775-38880	PIPE,OIL	1	5001	-									
25A	38775-43690	PIPE,OIL	1	5001	-									
26A	38775-43710	PIPE,OIL	1	5001	-									
27A	38775-43910	PIPE,OIL	1	5001	-									
28A	65220-31024	RING,O	1	5001	-									
29A	65220-41006	RING,O	2	5001	-									
30A	65220-41003	RING,O	2	5001	-									
31A	69811-38210-7	FLANGE,SPLIT	4	5001	-									
32A	69030-07900	BAND,HOSE-HIGH TORQUE	4	5001	-									
33A	88820-00062	BUSHING,ELASTIC	1	5001	-									
34A	87010-00062	CLAMP,HOSE	1	5001	-									
35A	87011-00062	CLAMP,HOSE	1	5001	-									
36A	88241-07216	ADAPTER,ELBOW	1	5001	-					Y01				
37A	30241-27500	ADAPTER,ELBOW	1	5001	-						Y02			
38A	37600-25320	NUT	1	5001	-									5013
38B	37600-25140	NUT	1	5014	-					C				
39A	87020-31000	HOLDER,PIPE	3	5001	-									
40A	41754-25310	PLATE	1	5001	-									
41A	46011-20190	WASHER,PLANE	2	5001	-									
42A	46011-20200	WASHER,PLANE	2	5001	-									
43A	61802-10055	BOLT,FLANGED	4	5001	-									
44A	61802-12030	BOLT,FLANGED	8	5001	-									
45A	61802-12090	BOLT,FLANGED	2	5001	-									
46A	61033-10030	BOLT	2	5001	-									
47A	61033-12030	BOLT	2	5001	-									
48A	61057-12040	BOLT	8	5001	-									
49A	62480-21081	NUT,FLANGED	3	5001	-									
50A	62721-12100	WASHER,SPRING	8	5001	-									
71A	65210-12029	RING,O	1	5001	-						01			
72A	47131-21020	RING,O	2	5001	-							02		

MAIN PIPING (OIL COOLER)



1-B